

Statistical Economies of Scale in Battery Sharing

Vivek Deulkar, Jayakrishnan Nair and Ankur A. Kulkarni

Abstract

The goal of this paper is to shed light on the statistical economies of scale achievable from sharing of storage between renewable generators. We conduct an extensive study using real world wind data from a grid of equispaced wind generators sharing a common battery. We assume each generator is contracted to meet a certain demand profile to a prescribed level of reliability. We find that the statistical diversity in wind generation across different locations yields useful economies of scale once the grid spacing exceeds 200 km. When the grid spacing exceeds 500 km, we find that the economies grow dramatically: The shared battery size becomes insensitive to the number of participating generators. This means that the generators can access a common, shared battery and collectively achieve the same reliability they would have, had each of them had the *entire* battery to themselves. To provide a rigorous foundation for this remarkable observation, we propose a mathematical model that demonstrates this phenomenon, assuming that the net generation (generation minus demand) processes associated with the generators are *statistically independent*. The result is derived by characterizing the large deviations exponent of the loss of load probability with increasing battery size, and showing that this exponent is invariant with the number of generators.

I. INTRODUCTION

Dire concerns about the environment, volatility of prices and the finiteness of natural resources have forged a global resolve for a transition to more sustainable sources of energy such as wind and solar energy. A fundamental challenge in the large-scale adoption of such sources is their uncertainty and intermittency. Unlike conventional generation, wind and solar energy is not available “on-demand”. It is a function of the weather, making the power generated random and time varying. One way to mitigate this problem is to bundle renewable generation with a storage device, such as a battery. This allows surplus generation to be stored by charging the battery which can be discharged in times of deficit.

Despite many improvements on the technology front, a major roadblock in battery adoption so far has been the cost. A consumer is usually concerned about reliability, and the size of the battery required for reliability comparable to that of conventional generation is extremely high, making such batteries unaffordable by individual generators [1]–[3]. Community storage is often considered as a solution to this predicament, but it does not quite solve the problem because, owing to strong correlations in generation (say between various solar photovoltaic installations in the community) and consumption within the community, as the number of users in the community increases, the battery size requirements also scale proportionately.

Our main thrust in the present paper is in showing that there is an *economy of scale* that kicks in when a battery is *shared* amongst *suitably located* users. These users can access a common, shared battery and collectively achieve the same reliability they would have, had each of them had the *entire* battery to themselves. This allows the cost of the battery to be divided in principle by *any number* of users *without* sacrificing reliability, bringing down dramatically the cost of battery ownership. Shedding light on this remarkable economy of scale is the goal of this paper.

Economy of scale traditionally refers to the reduction in the unit cost of production as an enterprise increases its output. Production of a good involves fixed costs and variable costs. Fixed costs includes costs such as the cost of acquiring land, purchasing the production equipment and installation costs. Variable costs are input costs associated with production including raw material, energy, human resources and so on. Thus when larger quantities are produced, the fixed cost is distributed over a larger number of units, thereby reducing the total cost per unit of the good. In this paper we demonstrate a novel kind of economy of scale. Unlike the classical notions, the basis of this economy of scale is the *statistical* diversity in renewable generation from sites sufficiently geographically separated. This diversity makes it possible for an instantaneous energy deficit at any location to be satisfied using the instantaneous surplus at other locations some of the time, diminishing the reliance on battery storage.

We demonstrate this economy of scale via an extensive data study using past wind data obtained from NREL [4]. We consider grids of roughly equispaced wind generators sharing a common battery, with the goal of meeting a constant local power demand with high reliability. This demand may be interpreted as the contracted commitment of the generator to the electricity market, which it is required to fulfil to a prescribed level of reliability [5]. For each subset of generators, we compute the shared battery size required to meet the demand, given a prescribed bound on the loss of load probability (LOLP), which is the long run fraction of time the generator is unable to cater its demand. Assuming the wind generators to be of comparable scale, a sub-linear growth in the shared battery size with respect to the number of generators N would indicate economies of scale via battery sharing. We find that these economies kick in once the grid spacing exceeds 200 km. Once the grid spacing exceeds 500 km, the economies become truly remarkable; in this case, we find that the shared battery requirement remains insensitive to the number of participating generators N . This means that the battery size required to meet a high degree of

reliability at *any single* location would suffice to meet the joint requirement at N locations, allowing for an N -fold reduction in the cost of battery ownership. We also find that when the LOLP targets are stricter (i.e., loss of load is a *rare event*), the grid spacing needs to be larger for economies of scale to be observed. This is perhaps because rare events in weather (such as storms and depressions) are closely correlated across larger distances, even while non-rare events are not. Interestingly, for a grid spacing exceeding 750 km, the battery requirement shows a *decrease* with N , suggesting a negative correlation between wind power generation across very long distances.

To provide a theoretical foundation for the observed economies of scale, we propose a mathematical model, where a battery is shared among N *prosumers* – users that generate *and* consume energy – endowed with unreliable net generation. These users could be standalone microgrids equipped with a stochastic source of generation, or individual homes or industries that are equipped with a solar PV installation. The net generation (i.e. generation minus demand) of user i is a stochastic process denoted $X_i(\cdot)$. We assume $\mathbb{E}[X_i(\cdot)]$ is positive in steady-state and that the processes $X_1(\cdot), \dots, X_N(\cdot)$ are statistically independent. Users would like to minimize the *loss of load probability* (LOLP), i.e., the steady state probability that their energy demand is unmet. With this goal, we assume the battery is charged by a greedy policy – when there is surplus generation, the users charge their battery at the surplus rate and when there is deficit, they discharge it at the deficit rate. In the case of a single user i , the loss of load probability decays exponentially with the size of the battery. Thus for a loss of load probability of ϵ , the battery size needed is given by $b_i \approx \frac{1}{\lambda_i} \log \frac{1}{\epsilon}$ where λ_i is the exponent in the above exponential decay. We prove that if these N users have independent net generation and share their battery, the resulting exponent λ of the combined system, is *invariant* in N and is upper bounded by $\min_i \lambda_i$. This implies that if a battery of size B suffices for a LOLP of ϵ for each of the N independent users *individually*, then a *single* battery of size B suffices when shared between all of them collectively.

Importantly, the above result *does not* require N to be large. The root of the economy of scale is *not* in the sharing of the battery among large number of users. Rather the crux of this result is the assumption of independence of the net generation processes of individual users. Of course, statistical independence is an theoretical idealization that is not possible in real world weather data. However, our data studies reveal that geographical separation can serve as a proxy for independence in practice.

The *sharing economy*, pioneered by services such as AirBnB and Lyft, has disrupted many spheres of business by increasing affordability of services and enhancing resource utilization. Our work shows that the inherent statistical characteristics of wind generation provide us, through the sharing of storage, tantalizing opportunities for significantly scaling up the deployment and integration of wind generation and transitioning towards a future of cleaner energy. While sharing storage results in savings, it also incurs costs due to the transmission infrastructure required for sharing. Thus, our results highlight the importance of investment in massive continent-scale grids and inter-regional cooperation to facilitate sharing across wider geographical regions. The work also leads naturally to novel questions on the optimal design of battery sharing arrangements. Given a pool of users, which users should be come together and share their battery? What are the optimal partitions among this pool? How many batteries and of what size do we need? We plan to address this in forthcoming work.

Related literature

Previous studies on the power spectral density of the wind time-series have attempted to compute auto-correlations and spatial correlations of wind speeds [6]–[8]. These studies attempt to estimate these correlations with the aim of approximating the wind speed process in closed form. These studies have also found correlations in the wind speeds to drop beyond the range of about 200–250 km. Of course, these studies have not concerned themselves with the question of battery sharing.

There is considerable recent literature on energy sharing between users having their own storage, as well as on battery sharing between users. One line of work in this space focuses on the game theoretic aspects of the interaction between users, in a non-cooperative framework (see, for example, [9]), or in a cooperative framework (see, for example, [10], [11]).

Another line of work focuses on the scheduling aspects of energy storage, typically using a Markov decision process (MDP) framework (for example, see [12]–[15]). These papers derive structural properties of the optimal scheduling policies and propose useful heuristic algorithms.

In contrast, the focus of the present paper is on statistical economies of scale in battery sizing when the battery is shared between multiple prosumers. The work closest to ours is [1], which characterizes the battery size required by a single user in order to meet a certain reliability threshold via large buffer asymptotics. To the best of our knowledge, there is no prior work that characterizes the scaling of (shared) battery size with the number of users either analytically or through data.

II. DATA STUDY

The goal of this section is to empirically evaluate the economies of scale achievable via battery sharing in practice. Specifically, we use real world wind generation data from several locations across the U.S. to construct a net generation time series for each location (assuming a steady demand). We then evaluate the economies of scale in battery sizing by computing the volume of shared storage required by each subset of the locations in order to meet a given reliability threshold. We find that there are nontrivial but modest economies of scale when the locations are between 200–500 km apart, that improve as the spacing increases. Once the spacing between the locations exceeds 500 km we find that, remarkably, the shared battery size needed in order to cater to N locations *does not* grow with N . This implies that an N -fold reduction in the cost of battery

ownership/operation is achievable for *any* N , limited only by the ability to dynamically transfer power between the locations and the storage infrastructure.

A. Data collection

We gathered six years (2007–2012) of wind power generation data from different locations in the United States (see the left panels of Figures 1–6). The data was obtained from the Wind Integration National Dataset (WIND) Toolkit available from the National Renewable Energy Laboratory (NREL). [4] The WIND Toolkit contains the meteorological conditions and wind turbine generation for around 1,26,000 sites in the U.S. for the years 2007–2013. These weather observations and mesoscale climate data are further analyzed using the Weather Research and Forecasting (WRF) model to ‘interpolate’ an underlying meteorological data set of much finer spatial resolution. Thus, the wind power data available on the NREL website [4] corresponds to a $2\text{ km} \times 2\text{ km}$ grid spanning the continental United States. The interval between successive samples is five minutes. At each location, the generation data corresponds to eight wind turbines, each with a rated power of 2 megawatt (MW) and a hub height of 100m. Thus, the power generation time series corresponding to each grid location ranges from 0–16 MW.

B. Simulation methodology

From the wind power generation data, we construct the net generation trace as follows. For each location, we assume that the demand is constant, and equal to 60% of the (time) average generation. This corresponds, for example, to a wind generator committing to a steady power delivery of 60% of its average generation to the grid, using battery storage to smoothen the temporal supply intermittency.¹ Note that the resulting average net generation (or drift) at each location is positive.

To get a sense of the scale of the battery requirement, consider location (a), marked on Figure 1. The average power generation at this location equals 6.3498 MW. The battery size required for this location alone, in order to achieve a target LOLP of 10%, equals 360000 MJ, which is 100 megawatt-hours.² A battery of this size would, when fully charged, be able to meet the demand (60% of average generation) on its own for 26.2475 hours!

Given the net generation time series for each location as described above, we compute the battery requirement corresponding to a given subset \mathcal{S} of locations as follows. For a shared battery of size B , we simulate the temporal evolution of the battery occupancy driven by the aggregate supply/demand from all locations in \mathcal{S} . The LOLP for this scenario is then taken to be the fraction of time the battery is empty and unable to serve the (aggregate) demand. We then compute the minimum shared battery size required by the locations in \mathcal{S} to achieve a prescribed LOLP target of ϵ by running the above simulation for various battery sizes B .

With the above methodology, our case study is presented as follows. We explore the economies of scale in battery sharing between different sets of locations, ranging from sets where all locations are less than 200 km apart, to sets where all locations are over 1000 km apart. For each set of locations, since there are multiple subsets of any given size, we plot the maximum battery requirement in order to meet an LOLP target of ϵ , among all subset of the locations having size N (see the right panels of Figures 1–6). Note that the scaling of the battery requirement with N gives an indication of the economies of scale obtained via battery sharing. At one extreme, if the required battery size grows proportionately with N , then there are no economies of scale from sharing. On the other hand, if the battery requirement stays relatively insensitive to N , that would imply substantial economies of scale (with an N -fold reduction in storage requirement thanks to sharing).

C. Observed economies of scale

We first consider locations that are close by. We selected 4 locations, placed approximately at the vertices of a square, such that each pair of locations is at most 200 km apart, as shown in Figure 1. We found that the battery requirement associated with the ‘worst case’ subset of size N among these locations grows nearly proportionately with N . This suggests that the wind generation from locations this close are strongly correlated, providing little opportunity for economy from battery sharing.

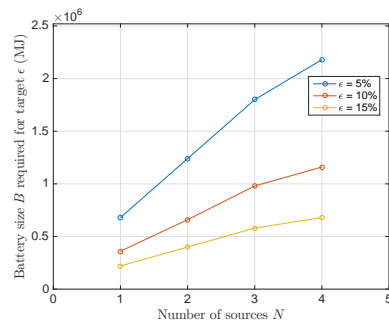
Next, we consider four locations, such that the pairwise distances are between 200–500 km; see Figure 2. Once again, we see that the battery requirement grows with N , though sub-linearly (as opposed to the near-linear growth in the previous scenario). This suggests that there are modest economies of scale to be obtained in this scenario. Interestingly, the economies of scale are more pronounced for the less stringent LOLP targets (10% and 15%). We believe that this is because the ‘degree of independence’ between the net generation processes varies with the ‘rarity’ of the events that cause loss of load. When the reliability target ϵ is small, the LOLP is dictated by rare weather events, which might exhibit strong correlation across large distances. On the other hand, with a milder the reliability target ϵ , the LOLP is dictated by relatively frequent and modest dips in the net generation process, which are (perhaps) less correlated across large distances.

¹In this study, we keep the demand side of the net generation simple in order to focus on the impact of the *supply size intermittency* on battery sizing. Considering more realistic demand traces that capture diurnal/seasonal variations presents an avenue for future work.

²For reference, as of to the best our of knowledge, as of 2018, the largest utility scale lithium-ion battery installation was built by Tesla for the Hornsdale Power Reserve in Australia, with a capacity of 129 megawatt-hours. See [16]



(a) Locations

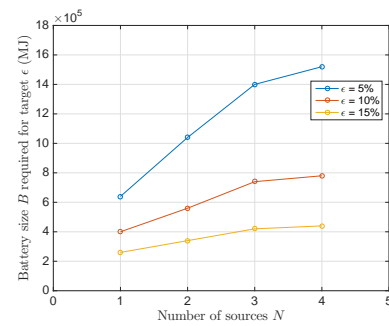


(b) Battery requirement

Fig. 1. Scenario 1: Locations within 200 km of one another



(a) Locations

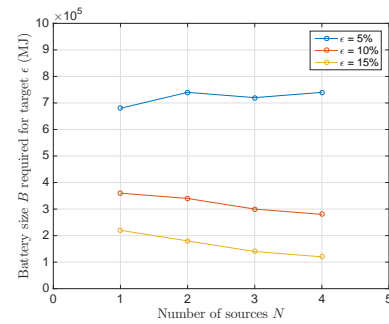


(b) Battery requirement

Fig. 2. Scenario 2: Locations between 200–500 km of one another



(a) Locations

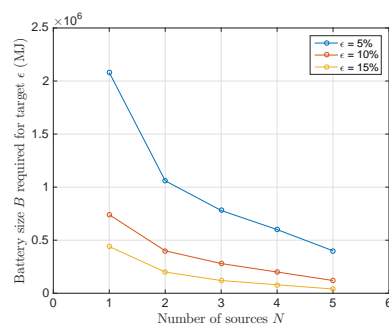


(b) Battery requirement

Fig. 3. Scenario 3: Locations between 500–1000 km of one another



(a) Locations



(b) Battery requirement

Fig. 4. Scenario 4: Locations over 1000 km from one another

Next, we consider the scenarios depicted in Figures 3 and 4. The pairwise distances between locations is between 500–1000 km in the former scenario, and more than 1000 km in the latter. We see here that there are battery requirements that do not grow with N , revealing remarkable economies of scale. In fact, when the locations are over 1000 km apart, we notice that the shared storage requirement actually shrinks with the number of locations N . While a meteorological explanation of this phenomenon is beyond the scope of this paper, our results suggest a negative correlation between wind generation at locations very far apart.

Finally, we consider two scenarios using a larger set of locations placed along a grid. In the first, we consider a grid of 11 locations, such that the adjacent locations are around 200 km apart (see Figure 5). In the second, 11 locations are chosen such that the adjacent locations are around 500 km apart (see Figure 6). In these scenarios, we notice that battery requirements seem to grow with N when N is small (consistent with our earlier observations), but plateau as N becomes larger. This is because when N is larger, all subsets of size N in the grid contain locations that are further apart compared to the grid spacing, contributing to the economies of scale. Moreover, note that the economies of scale are more prominent under the less stringent LOLP targets (10% and 15%), also consistent with our earlier observations.

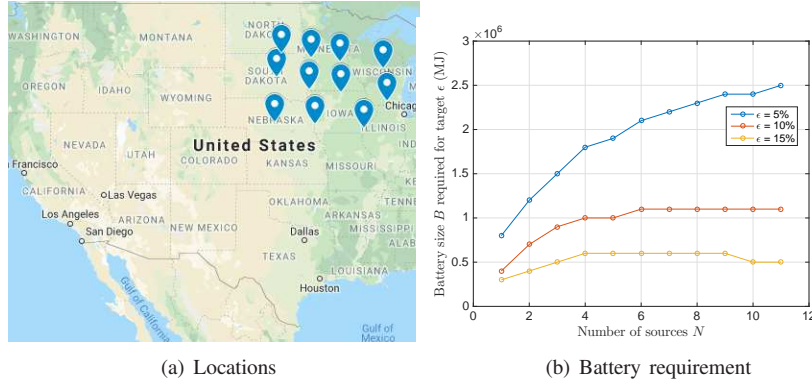


Fig. 5. Scenario 5: Grid with adjacent locations around 200 km apart

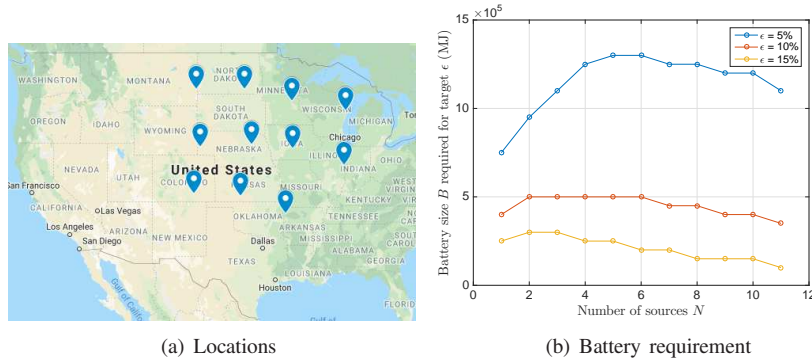


Fig. 6. Scenario 6: Grid with adjacent locations around 500 km apart

To summarize, our case study shows that there are significant economies of scale to be obtained in practice by sharing a battery between wind generators even a few hundred kilometers apart. Given the substantial cost and volume of storage required to ‘smoothen’ the intermittency in generation at any single location, realizing these economies of scale would be crucial in order to achieve a high penetration of renewable generation in the power grid.

III. METHODS: A MATHEMATICAL FOUNDATION FOR ECONOMIES OF SCALE IN BATTERY SHARING

In the previous section, we made a remarkable observation: When a battery is shared between N wind generators over 500 km apart, with each generator contracted to supply 60% of its average generation to a prescribed level of reliability, the shared battery size required does not scale with N . While some economy of scale is to be expected given the statistical diversity in wind generation across far away locations, the extent of the observed economy (an N -fold reduction in the volume of storage required) is surprising, and warrants a sound analytical explanation.

In this section, we propose a mathematical model with N users, equipped with their own stochastic net generation (generation minus demand) process, sharing a common battery of size B . Assuming that the net generation processes of the users are *statistically independent*, we show that the value of B needed to ensure a prescribed level of reliability is indeed insensitive to N , under a certain large deviations approximation. This result provides a formal explanation for our empirically observed economies of scale: Wind generators that are sufficiently far apart essentially behave as though their generation processes are statistically independent (from the standpoint of sizing of a shared battery).

A. Notation

If $Z(k), k \in \mathbb{Z}$ is a stochastic process with a steady state distribution μ , we use $Z(\cdot)$ to denote the process and Z to denote a random variable such that Z has distribution μ . For sequences $\{x_n\}_{n \in \mathbb{N}}$ and $\{y_n\}_{n \in \mathbb{N}}$, we say $x_n \sim y_n$ if $\lim_{n \rightarrow \infty} \frac{x_n}{y_n} = 1$. For $m \in \mathbb{N}$, $[m] := \{0, 1, 2, \dots, m\}$.

B. Model

Consider N users denoted $1, \dots, N$ and let $\{X_i(k)\}_{k \in \mathbb{Z}}$ be a background stochastic process associated with user i . At any time k , let the *net generation* associated with user i be a function of the background process, denoted $r_i(X_i(k)) \in \mathbb{Z}$.³ Technically, $r_i(X_i(k)) = g_i(k) - d_i(k)$, where $g_i(\cdot)$ is the energy generation process and $d_i(\cdot)$ is the energy demand process of user i . We assume that for each i , $X_i(\cdot)$ is an irreducible discrete-time Markov chain (DTMC) over a finite state space S_i and that the processes $X_1(\cdot), \dots, X_N(\cdot)$ are independent. We use X to denote the N -tuple of the background DTMCs,

$$X(k) := (X_1(k), \dots, X_N(k)),$$

and $S = \prod_{i=1}^N S_i$ to denote the state space of $X(\cdot)$. Let the total generation of the N processes be

$$r(X(k)) := \sum_{i=1}^N r_i(X_i(k)) = \sum_{i=1}^N (g_i(k) - d_i(k)).$$

Let $\pi_i = (\pi_i(s))_{s \in S_i}$ denote the steady-state distribution of $X_i(\cdot)$. We define the *drift* Δ_i associated with user i as the steady state average net generation, i.e.,

$$\Delta_i := \sum_{s \in S_i} r_i(s) \pi_i(s).$$

We assume $\Delta_i > 0$ for all i . Clearly, when $\Delta_i > 0$, the long-run time-averaged generation is greater than the long-run time-averaged demand. Define the total drift Δ as

$$\Delta := \sum_{i=1}^N \Delta_i = \sum_{s \in S} \pi(s) r(s),$$

where π denotes the stationary distribution of the vector process $X(\cdot)$. For technical reasons, we make the following assumptions:

- A1. $\mathbb{P}[X_i(k+1) = s \mid X_i(k) = s] > 0$ for all $s \in S_i$, and $1 \leq i \leq N$.
- A2. No user always generates a net energy surplus, i.e., $|\{s \in S_i : r_i(s) < 0\}| > 0$ for all i .

Assumption A1 ensures that each of the DTMCs $X_i(\cdot)$ is aperiodic. Note that Assumption A2 implies that the system on the whole does not always enjoy a net energy surplus, i.e., $|\{s \in S : r(s) < 0\}| > 0$. Together, Assumptions A1 and A2 ensure that the battery evolution (described next) is non-trivial.

Consider a storage battery of capacity $B \in \mathbb{N}$ which is charged/discharged according to the net generation process $r(X(\cdot))$. The amount of charge in the battery $b(k)$ evolves as a deterministic function of $r(X(k))$, regulated between the upper cap B and lower cap 0. Thus, $b(\cdot)$ evolves as

$$b(k+1) = [b(k) + r(X(k))]_{[0, B]}, \quad (1)$$

where $[z]_{[0, B]} = \min(\max(z, 0), B)$ denotes the projection of z over the interval $[0, B]$. The dynamic above arises from a greedy operation of the battery subject to the boundary constraints: we charge the battery using excess generation whenever feasible, and meet the user demands whenever feasible. It is easy to see that $\{(b(k), X(k))\}$ is a discrete-time Markov process that evolves over the state space $[B] \times S$. Under Assumptions A1 and A2, this Markov process has a well defined steady state distribution.⁴

³We are assuming here that there is a positive granularity with which energy generation/demand are measured; this granularity is taken to be 1 without loss of generality.

⁴Note that certain battery occupancies in $[B]$ may not be reachable starting with a full/empty battery. For example, if the net generation values $\{r(s) : s \in S\}$ are all even and B is even. However, under Assumptions A1 and A2, there is a unique recurrent class in $[B] \times S$ over which the steady state distribution is supported. This recurrent class includes both empty as well as full battery occupancy.

C. Loss of load probability

Let (b, X) be a random vector distributed according to the steady state distribution of $\{(b(k), X(k))\}$. A *loss of load event* is an event where at least one user's demand cannot be met. The *loss of load probability*, or LOLP, is the probability of this event under the steady state distribution. It is thus the probability that the battery occupancy is insufficient to meet all user demand, i.e.,

$$\text{LOLP} = \mathbb{P}[b + r(X) < 0]. \quad (2)$$

Note that the system LOLP is the long run fraction of time at least one user is unable to meet its demand. The loss of load probability of particular user i , say LOLP_i , is well defined only once a scheduling rule is specified for how to allocate the available energy between demanding users when a loss of load event occurs. However, under any scheduling policy, $\text{LOLP}_i \leq \text{LOLP}$, and so ensuring $\text{LOLP} < \epsilon$ implies $\text{LOLP}_i < \epsilon$.

While the LOLP can be computed numerically in a routine manner by solving the system of linear equations that define the stationary distribution of the DTMC $\{(b(k), X(k))\}$, this does not yield any insight on the behavior of LOLP with B or with N . In the following section, we characterize the asymptotic behavior of LOLP with increasing B . The calculation of the large deviations exponent of LOLP, and thereby showing its invariance with N is the central contribution of this paper.

D. Large Deviations Decay Rate Scaling

In this section, we analyse how the large deviations decay rate of the LOLP with respect to the battery size B scales with the number of users N . This in turn allows us to capture the scaling of the battery size requirement (in order to meet a given reliability threshold) with the number of users.

Specifically, we characterize the decay rate λ , such that $\log(\text{LOLP}) \sim -\lambda B$ as $B \rightarrow \infty$ using large deviations theory. This decay rate characterization implies that a battery size of approximately $B^\epsilon := \frac{1}{\lambda} \log(1/\epsilon)$ would suffice in order to meet an LOLP target of ϵ . Our main finding is that $\lambda \geq \min_{1 \leq i \leq N} \lambda_i$, where λ_i denotes the decay rate associated with the user i operating individually (i.e., without battery pooling with the remaining users and with background process $\{X_i(\cdot)\}$). This means that $B_\epsilon \leq \max_{1 \leq i \leq N} B_i^\epsilon$, where $B_i^\epsilon := \frac{1}{\lambda_i} \log(1/\epsilon)$ denotes the large deviations estimate of the battery size requirement for user i operating individually. This insensitivity of B_ϵ with N suggests a tremendous statistical economy of scale that can be obtained by sharing a common battery between multiple sources.

Recall from the introduction that this economy of scale is contingent on the assumption that the background processes $\{X_i(\cdot)\}, i = 1, \dots, N$ are independent. It is easy to see from our formulation that if these processes are instead *identical*, i.e., equal on all sample paths, the large deviations decay rate will scale inversely proportional to N , thereby offering no economy of scale.

We now introduce some preliminaries required to state the large deviations decay rate characterization (Theorem 1). Define $U_0 = 0$,

$$U_k := \sum_{j=1}^k -r(X(-j)) \quad (k \geq 1).$$

The process $\{U_k/k\}$ satisfies a large deviations principle (LDP) (see [17, Section 2.3]), with a rate function that is defined in terms of the following function.

$$\Lambda(\theta) := \lim_{k \rightarrow \infty} \frac{\log \mathbb{E}[e^{\theta U_k}]}{k}.$$

That $\Lambda(\cdot)$ is well defined, i.e., the limit in the above definition exists for all θ , is shown in in Section III-G.

We are now ready to state the decay rate characterization for the LOLP with respect to the battery size B .

Theorem 1. *Let $X_i(\cdot), i = 1, \dots, N$ be independent DTMCs, let the battery be governed by the process $r(k) \equiv r(X(k))$ in (1), and define LOLP as in (2). If $\Delta_i > 0$ for each i , then,*

$$\lim_{B \rightarrow \infty} \frac{\log \text{LOLP}}{B} = -\lambda,$$

where

$$\lambda := \sup\{\theta > 0 : \Lambda(\theta) < 0\} \in (0, \infty). \quad (3)$$

Theorem 1 states that the LOLP decays exponentially with respect to the battery size with decay rate λ . That $\lambda \in (0, \infty)$ follows since $\Lambda(\cdot)$ is a differentiable convex function with $\Lambda(0) = 0$, $\Lambda'(0) < 0$ and $\lim_{\theta \rightarrow \infty} \Lambda(\theta) = \infty$ (see Section III-G).

Theorem 1 can also applied with $N = 1$; this corresponds to the case where a user i , with background process $X_i(\cdot)$, uses a battery of size B such that the battery dynamics (1) are governed by $r(k) \equiv r_i(X_i(k))$. If b_i is the resulting steady state battery occupancy in this case, we have

$$\lim_{B \rightarrow \infty} \frac{\log \mathbb{P}[b_i + r_i(X_i) < 0]}{B} = -\lambda_i,$$

where $\lambda_i := \sup\{\theta > 0 : \Lambda_i(\theta) < 0\}$, and

$$\Lambda_i(\theta) := \lim_{k \rightarrow \infty} \frac{\log \mathbb{E} \left[e^{-\theta \sum_{j=1}^k r_i(X_i(-j))} \right]}{k}.$$

Indeed, Theorem 1 allows us to compare the decay rate λ for the collective battery operation with the decay rates λ_i associated with standalone operations by the individual users, as is shown in Corollary 1.

Corollary 1. *Let the setting of Theorem 1 hold. Then*

$$\lambda \geq \min_{1 \leq i \leq n} \lambda_i.$$

Proof. Due to the independence between the background processes $X_i(\cdot)$, it follows that

$$\Lambda(\theta) = \sum_{i=1}^N \Lambda_i(\theta).$$

Defining $\lambda_{\min} = \min_{1 \leq i \leq n} \lambda_i$, the statement of the corollary follows from the observation that $\Lambda(\lambda_{\min}) \leq 0$. ■

To interpret Corollary 1, note that a smaller value of decay rate implies that the LOLP decays more slowly with B , which in turn implies that a larger battery is required in order to meet a given reliability target. Indeed, the large deviations estimate of the battery size required to meet a reliability target of ϵ is $\frac{1}{\lambda} \log(1/\epsilon)$. Corollary 1 states that the LOLP of the combined system decays at least as fast as the slowest decaying LOLP for the N users operating alone. Thus, the battery requirement for the combined system is at most the ‘worst case’ among the battery requirements for each of the N users operating alone. Indeed, note that $\lambda > \lambda_{\min}$ if $\lambda_i \neq \lambda_j$ for some $i \neq j$.

Of course, the above scaling for the battery size requirement rests on two key approximations:

- 1) We work with large buffer asymptotics, which are provably accurate only in the limit $\epsilon \downarrow 0$.
- 2) We provide *logarithmic* rather than *exact* LOLP asymptotics. Exact asymptotics of the form $\text{LOLP} \sim C_N e^{-\lambda B}$ would more accurately characterize the sensitivity of the battery size requirement with N .

Finally, we note that the scaling in Theorem 1 is different from the *many sources scaling* that is common in the networking literature (see [18]), where the buffer content B as well as the number of sources N are scaled proportionately to infinity. In Theorem 1, we perform a *large buffer scaling*, where the number of sources N is held fixed, while the buffer size B is scaled to infinity.

In the remainder of this section, we present the proof of Theorem 1.

E. Proof of Theorem 1

Our first observation is that the LOLP decay rate matches that associated with the long run fraction of time the battery is empty, i.e.,

$$\lim_{B \rightarrow \infty} \frac{\log \mathbb{P}[b + r(X) < 0]}{B} = \lim_{B \rightarrow \infty} \frac{\log \mathbb{P}[b = 0]}{B}. \quad (4)$$

We provide the proof of (4) in Section III-F.

Next, we analyse the large buffer asymptotics of $\mathbb{P}[b = 0]$ via the *reversed* system [19], which is obtained by interchanging the role of generation and demand. Thus,

$$r^R(X(k)) = -r(X(k)),$$

where we use the superscript R to represent quantities in the reversed system. Moreover, $\Delta^R = -\Delta$. Since the original system is associated with a positive drift ($\Delta > 0$), the reversed system is associated with negative drift ($\Delta^R < 0$). It not hard to see that

$$\mathbb{P}[b = 0] = \mathbb{P}[b^R = B] \quad (5)$$

i.e., the long run fraction of time the battery is empty in the original system equals the long run fraction of time the battery is full in the reversed system (this observation seems to have been made first in [19]).

In light of (4) and (5), it suffices to show that

$$\lim_{B \rightarrow \infty} \frac{\log \mathbb{P}[b^R = B]}{B} = -\lambda, \quad (6)$$

where λ is defined by (3). Finally, (6) follows by noting that in the reversed system, the buffer evolution is given by

$$b^R(k+1) = [b^R(k) + Y(k)]_{[0, B]},$$

where $Y(k) = -r(X(k))$. This corresponds to a finite buffer queue with an increment process $Y(\cdot)$. Logarithmic large buffer asymptotics of the form (6) are known for such systems for a broad class of stationary increment processes, which includes the present case, where $Y(\cdot)$ is a function of the background Markov process $X(\cdot)$; see [20] and [18, Section 6.5].

That $\lambda \in (0, \infty)$ follows from the characterization of the function $\Lambda(\cdot)$ in the present setting, which is done below in Section III-G.

F. Proof of (4)

First, we note that $b(k) + r(X(k)) < 0$ implies $b(k+1) = 0$. It therefore follows that

$$\mathbb{P}[b + r(X) < 0] \leq \mathbb{P}[b = 0].$$

It therefore suffices to show that there exists a positive constant c such that

$$\mathbb{P}[b + r(X) < 0] \geq c\mathbb{P}[b = 0]. \quad (7)$$

This follows from our assumption A1, which ensures whenever $b(k) = 0$, there is a positive probability of a loss of load at time $k+1$ (i.e., $b(k) + r(X(k)) < 0$). The formal argument is as follows.

Define $S_- := \{s \in S : r(s) \leq 0\}$. By Assumption A2, $|S_-| > 0$. Let $\tilde{X}(k) := X(k-1)$. Note that $(b(k), \tilde{X}(k))$ is an ergodic discrete-time Markov chain. Moreover,

$$\mathbb{P}[b = 0] = \sum_{s \in S_-} \mathbb{P}[b = 0, \tilde{X} = s].$$

Now, pick $s \in S_-$. Define the renewal process defined by the renewal instants $(k : b(k) = 0, \tilde{X}(k) = s)$. Let the reward R_j over renewal cycle j be the number of loss of load events in that cycle. By the renewal reward theorem (see [21, Section 5.4]),

$$\begin{aligned} \mathbb{P}[b + r(X) < 0] &= \mathbb{E}[R_j] \mathbb{P}[b = 0, \tilde{X} = s] \\ &\geq p \mathbb{P}[b = 0, \tilde{X} = s], \end{aligned} \quad (8)$$

where $p = \min_{s \in S_-} \mathbb{P}[\tilde{X}(k+1) = s | \tilde{X}(k) = s] > 0$ (by Assumption A1). Summing (8) over $s \in S_-$, we see that

$$\mathbb{P}[b + r(X) < 0] \geq \frac{p}{|S_-|} \mathbb{P}[b = 0].$$

This completes the proof.

G. Characterization of $\Lambda(\cdot)$

Define $X^*(k) := X(-k)$ denote the time-reversal of the process $X(\cdot)$. Note that X^* is a DTMC with transition probability matrix P^* , where $P_{s,s'}^* = \pi(s')P_{s',s}/\pi(s)$. Here, P denotes the transition probability matrix associated with $X(\cdot)$. It now follows from an application of the Perron Frobenius theorem that $\Lambda(\theta) = \log \rho(M(\theta))$, where $\rho(M(\theta))$ is the Perron Frobenius eigenvalue of the non-negative matrix $M(\theta)$ defined as

$$M_{s,s'} = P_{s,s'}^* e^{-\theta r(s)}$$

(see [18, Example 2.15]).

The function $\Lambda(\cdot)$ has the following properties that are relevant to us.

- 1) $\Lambda(\cdot)$ is convex and differentiable
- 2) $\Lambda'(0) = \sum_s -\pi(s)r(s) = -\Delta < 0$
- 3) $\lim_{\theta \rightarrow \infty} \Lambda(\theta) = \infty$

That $\Lambda(\cdot)$ is convex follows from the fact that it is pointwise limit of convex functions. Its differentiability follows from the differentiability of Perron Frobenius eigenvalue of a non-negative matrix with respect to its entries. Statement (2) above follows from Lemma 3.2 in [18].

Finally, to show Statement (3), we use $\rho(M(\theta)) \geq \rho(G(\theta))$, where $G(\theta)$ is a symmetric non-negative matrix defined as

$$G_{s,s'}(\theta) = \sqrt{M_{s,s'}(\theta)M_{s',s}(\theta)};$$

(see Theorem 2 in [22]). It therefore suffices to show that $\rho(G(\theta)) \rightarrow \infty$ as $\theta \rightarrow \infty$, which follows trivially from the observation that $\text{trace}(G(\theta)) \rightarrow \infty$ as $\theta \rightarrow \infty$ (note that all diagonal entries of G are positive due to Assumption A1).

IV. CONCLUDING REMARKS

Our results motivate several important avenues for future work. On the analytical front, sharper large buffer asymptotics (say exact rather than logarithmic) would give a finer characterization of the dependence of battery requirement on the number of users. Also, it would be very interesting to model weakly dependent users to obtain a battery scaling that is intermediate between the $O(1)$ scaling with independent users and the $O(N)$ scaling that results when the net generation is perfectly correlated across users.

But more importantly, it is important to note that the battery sharing model we consider assumes that there are no transmission constraints that limit the charging/discharging of the battery by the different users/locations. In practice, battery sharing between independent users (say wind generators that are geographically far apart) will likely be affected by line constraints (as well as regulatory constraints). This work thus motivates a deeper understanding of the tradeoff between battery sizing, battery placement, and the provisioning of transmission capacity.

Moreover, enabling battery sharing between geographically distributed wind generators would also require pricing and regulatory innovations. Several policy questions would need to be addressed. Should these generators be allowed to participate and bid in electricity markets as one combined entity? How should this entity compensate the grid for the transmission infrastructure required for battery sharing? Should such conglomerations be permitted to form across ISO jurisdictions?

REFERENCES

- [1] V. Deulkar, J. Nair, and A. A. Kulkarni, "Sizing Storage for Reliable Renewable Integration," in *Proceedings of IEEE PowerTech*, 2019.
- [2] B. Dunn, H. Kamath, and J.-M. Tarascon, "Electrical energy storage for the grid: a battery of choices," *Science*, vol. 334, no. 6058, pp. 928–935, 2011.
- [3] EIA, "U.S. battery storage market trends," https://www.eia.gov/analysis/studies/electricity/batterystorage/pdf/battery_storage.pdf, 2018.
- [4] N. R. E. Laboratory, "Weather Observations," <https://maps.nrel.gov/wind-prospector/>, 2019, [Online; accessed 11-August-2019].
- [5] E. Y. Bitar, R. Rajagopal, P. P. Khargonekar, K. Poolla, and P. Varaiya, "Bringing wind energy to market," *IEEE Transactions on Power Systems*, vol. 27, no. 3, pp. 1225–1235, 2012.
- [6] J. Apt, "The spectrum of power from wind turbines," *Journal of Power Sources*, vol. 169, no. 2, pp. 369–374, 2007.
- [7] W. Katzenstein, E. Fertig, and J. Apt, "The variability of interconnected wind plants," *Energy policy*, vol. 38, no. 8, pp. 4400–4410, 2010.
- [8] E. Fertig, J. Apt, P. Jaramillo, and W. Katzenstein, "The effect of long-distance interconnection on wind power variability," *Environmental research letters*, vol. 7, no. 3, p. 034017, 2012.
- [9] D. Kalathil, C. Wu, K. Poolla, and P. Varaiya, "The sharing economy for the electricity storage," *IEEE Transactions on Smart Grid*, vol. 10, no. 1, pp. 556–567, 2019.
- [10] P. Chakraborty, E. Baeyens, K. Poolla, P. P. Khargonekar, and P. Varaiya, "Sharing storage in a smart grid: A coalitional game approach," *IEEE Transactions on Smart Grid*, 2018.
- [11] C. Wu, J. Porter, and K. Poolla, "Community storage for firming," in *IEEE International Conference on Smart Grid Communications (SmartGridComm)*. IEEE, 2016.
- [12] M. Korpaas, A. T. Holen, and R. Hildrum, "Operation and sizing of energy storage for wind power plants in a market system," *International Journal of Electrical Power & Energy Systems*, vol. 25, no. 8, pp. 599–606, oct 2003.
- [13] J. H. Kim and W. B. Powell, "Optimal energy commitments with storage and intermittent supply," *Operations Research*, vol. 59, no. 6, pp. 1347–1360, 2011.
- [14] P. M. van de Ven, N. Hegde, L. Massoulié, and T. Salonidis, "Optimal control of end-user energy storage," *IEEE Transactions on Smart Grid*, vol. 4, no. 2, pp. 789–797, 2013.
- [15] Y. H. Zhou, A. Scheller-Wolf, N. Secomandi, and S. Smith, "Managing wind-based electricity generation in the presence of storage and transmission capacity," *Production and Operations Management*, 2018.
- [16] "Hornsedale Power Reserve," <https://hornsedalepowerreserve.com.au>, 2019, [Online; accessed 23-October-2019].
- [17] A. Dembo and O. Zeitouni, *Large deviations techniques and applications*. Springer, 1998.
- [18] A. J. Ganesh, N. O'Connell, and D. J. Wischik, *Big queues*. Springer, 2004.
- [19] D. Mitra, "Stochastic theory of a fluid model of producers and consumers coupled by a buffer," *Advances in Applied Probability*, vol. 20, no. 3, pp. 646–676, 1988.
- [20] F. Toomey, "Bursty traffic and finite capacity queues," *Annals of Operations Research*, vol. 79, pp. 45–62, 1998.
- [21] R. G. Gallager, *Stochastic processes: theory for applications*. Cambridge University Press, 2013.
- [22] A. J. Schwenk, "Tight bounds on the spectral radius of asymmetric nonnegative matrices," *Linear algebra and its applications*, vol. 75, pp. 257–265, 1986.