

# Beyond the classical Hamilton's rule: State distribution asymmetry and the dynamics of altruism

Krzysztof Argasinski\*,  
Departement of Mathematics Informatics and Mechanics  
University of Warsaw  
ul. Stefana Banacha 2  
02-097 Warszawa  
Poland

Ryszard Rudnicki  
Institute of Mathematics of Polish Academy of Sciences  
ul. Śniadeckich 8  
00-656 Warszawa  
Poland

\*corresponding author: [argas1@wp.pl](mailto:argas1@wp.pl)

**Acknowledgments:** We would like to thank Mark Broom and Jan Kozłowski for their support of the project and helpful suggestions and John McNamara for hospitality during research stays and valuable advice. This paper was supported by the Polish National Science Centre Grant No.OPUS 2020/39/B/NZ8/03485 (KA)



## CAUTION!

This manuscript is the work-in-progress version submitted for review. Note that the final version may contain new results/corrections.

In the case when fragments of this text are unclear/wrong/make no sense please report this to the authors

## **Abstract**

This paper analyzes relationships between demographic and state-based evolutionary game framework and inclusive fitness and Hamilton's rule. It is shown that the classical Hamilton's rule (counterfactual method) combined with demographic payoff functions, leads to easily testable models. It works well in the case when the roles of donor and receiver are randomly drawn during each interaction event. This is illustrated by the alarm call example. However, we can imagine situations in which role-switching results from some external mechanism. For example, fluxes of individuals between the border and the interior of the habitat, when only border individuals may spot the threat and warn their neighbors. To cover these cases, a new model is extended to the case with explicit dynamics of the role distributions among carriers of different strategies, driven by some general mechanisms. It is thereby shown that even in the case when fluxes between roles are driven by selectively neutral mechanisms (acting in the same way on all strategies), differences in mortality in the focal interaction lead to different distributions of roles for different strategies. This leads to a more complex rule for cooperation than the classical Hamilton's rule. In addition to the classical cost and benefit components, the new rule contains a third component weighted by the difference in proportions of donors among carriers of both strategies. Depending on the sign, this component can be termed the "survival surplus", when donor's survival is greater than receiver's survival, or the "sacrifice cost" (when it decreases the benefit), when the receiver's survival exceeds that of the helping donor. For the "survival surplus" case, cooperators can win even in the case when the assortment mechanism is inefficient (i.e probability of receiving help for noncooperators is slightly greater than for cooperators), which is impossible in the classical Hamilton's rule.

**Keywords:** inclusive fitness, Hamilton's rule, evolutionary games based on state, state switching dynamics, replicator dynamics, altruism, sacrifice cost, survival surplus, alarm call, state distribution asymmetry

**List of important symbols:**

$n_s^i$	number of individuals in state $i$ with strategy $s$
$R_s^i$	growth rate of individuals in state $i$ with strategy $s$
$\Lambda^i$	intensity of leaving state $i$
$q_s^i = n_s^i / \sum_j n_s^j$	frequency of individuals in state $i$ among individuals with strategy $s$
$g_s$	frequency of all $s$ -strategists
$R_b$	background growth rate
$d_s^i$	mortality of individuals in state $i$ with strategy $s$ lower index indicates strategy $C$ – cooperative $N$ – noncooperative upper index indicates state $D$ – donor $R$ – receiver
$d^R(s) = d_C^R(s) = d_N^R(s)$	mortality of passive receivers depending on the strategy of the donor
$C = d_C^D - d_N^D$	cost of donor (depends on her action)
$B = d_s^R(N) - d_s^R(C)$	benefit for receiver (depends on the action of the cooperative ( $C$ ) or noncooperative ( $N$ ) donor)
$\tau^f$	intensity of the focal type of interaction
$x$	number of receivers that can benefit from a single cooperative action performed by the donor
$p_s^R$	probability that a receiver with strategy $s$ interacts with a cooperator
$p_s^{kin}$	probability that a cooperative gene is carried by the donor kin
$r$	probability that receiver carries the same gene from a common ancestor

## 1 Introduction

Kin selection and inclusive fitness are described as among the most important and influential concepts in modern evolutionary biology. These concepts are popular in many disciplines where evolutionary reasoning is used, such as evolutionary psychology. On the other hand, they are probably the most misunderstood concepts in modern science (Park 2007, West et al. 2011). In addition, the limits of their applicability are the subject of the ongoing debate (Fletcher et al. 2006, Wenseleers 2006, Doebeli and Hauert 2006, West et al 2007, Van Veelen 2009). After the release of a paper by Nowak et al. (2010), this debate exploded with astonishing intensity (Rousset and Lion 2011, Gardner et al. 2011, Allen 2015, Birch and Okasha 2015, Kramer and Meunier 2016, Okasha and Martens 2016, Allen and Nowak 2016, van Veelen 2017, Birch 2014 and 2017 and 2019, Bourke 2021, Koliofotis and Verreault-Julien 2022).

The theory shows that for the spread of the altruistic gene, the famous Hamilton's rule  $Cost < Relatedness * Benefit$  should be satisfied. However problem is that we have two main theoretical frameworks related to inclusive fitness theory (van Veelen et al 2017), one called the "counterfactual method" (Karlin and Matessi 1983 and Matessi and Karlin 1984, 1986) while second is referred to as the "regression method" and it arises from the Price equation (Grafen 2006, Gardner 2006, Marshall 2015, Rousset 2015, Okasha 2016). Those frameworks share similar terminology but define them in a slightly different way. For example, relatedness in the counterfactual method is defined as the probability that the cooperative gene is inherited from the common ancestor, while in the

regression method as the regression coefficient. Also, there are other approaches where, for example, the relatedness is defined as the probability that the receiver carries the cooperative gene (Nowak 2006) or ratio of probabilities (Lehmann and Keller 2006).

In addition, different alternative definitions of relatedness are mutually compatible in so-called "additive payoff matrices" only (where differences between row elements for both rows are equal and analogously for columns) and require different cost and benefit definitions (van Veelen et al 2017, van Veelen 2018). This does not mean that these different approaches are wrong. They probably have some limitations, but they are simply mutually incompatible due to differences in their basic assumptions. The basic underlying idea that individual cooperative behavior may support the spread of the cooperative genes carried by other individuals is quite simple, clear, and inspiring. However, the debate on this topic has become increasingly complicated, and in turn, the mathematical formulations have become very complex, as well, leading to the situation in which basic questions about the meaning and sense of these concepts are still open (Marshall 2016).

One important aspect of the inclusive fitness concept was slightly overwhelmed by the current debate. **Inclusive fitness is the only theoretical framework that allows for modeling situations when one interacting individual is active, and the effects of his action are consumed by other passive actors.** This implies the distinction between **active donors** and **passive receivers**. This exceeds the classical game theoretic approaches, where all players exhibit their strategies. Therefore, in this paper, we analyze relationships between inclusive fitness theory and the latest development in the evolutionary game theory related to demographic games (Argasinski and Broom 2013, 2018a, 2018b, Argasinski and Rudnicki 2021).

Classical evolutionary games consist of a game structure associated with replicator dynamics (Maynard Smith 1982; Cressman 1992; Hofbauer and Sigmund 1988, 1998, Broom and Rychtar 2013, Friedman and Sinervo 2016, McNamara and Leimar 2020). This approach is mainly based on simple matrix games, where payoff matrices describe the excess from the average growth rate in the population for the respective strategies. To add the necessary ecological details and describe the models in measurable parameters, the classical approach was expressed in terms of demographic vital rates (Argasinski and Broom 2013, 2018a, 2018b; Zhang and Hui 2011; Huang et al. 2015, Gokhale and Hauert 2016). In this approach, instead of a single payoff function, there are separate payoff functions describing mortality and fertility. A similar explicit postulation of opposed mortality and fertility forces as the cornerstone of the mechanistic formulation (advocated by Geritz and Kisdi, 2012) of evolutionary theory was proposed by Doebeli and Ispolatov (2017).

However, this framework is not sufficient. The proposed approach is still based on a very strong simplifying assumption. The individuals (and thus their payoffs) differ only in terms of the inherited strategy, and individuals carrying the same strategy are completely equivalent. Thus births and deaths are not the only currency in which payoffs are paid in evolutionary games.

An game theoretic approach, dealing with the problem of nonheritable differences between individuals carrying the same strategies, was introduced by Houston and McNamara (1999). In the state-based approach, individual differences caused by environmental conditions and their distribution in the population are explicitly taken into consideration. Individuals and their payoffs are determined by their actual state or situation (in our case this is the donor/receiver role). This approach linking the replicator dynamics with the state-based approach of Houston and McNamara was introduced by Argasinski and Rudnicki (2021) by introduction of the state-switching dynamics additional to the replicator equations. The special case of the state-based models is the class of the age-structured evolutionary game models (Argasinski and Broom 2021). The the example of the state-switching process was empirically observed among ants *C.floridanus* (Tripet and Nonacs 2004). Older ants are more likely to forage, while younger individuals are more focused on work within the nest. However, in this paper, we will start from a much simpler problem of predator warning signals, which will act as the basic illustrative example.

This paper is focused on the integration of this newly emerging synthetic methodology with the very important concepts in the evolutionary theory of inclusive fitness and kin selection.

## 2 Goals of the paper

The costs and benefits of inclusive fitness models can be expressed in different ways, from changes in vital rates to changes in long-term reproductive value. To be comparable with the demographic games, we need not even the level of vital rates (which are the product of interaction rates and demographic outcomes of interactions) but **the explicit demographic effect of the single interaction** (e.g., **change in survival probability**). Thus, we go to the extreme opposition to the long-term reproductive value. Therefore, from the point of view of a demographic event-based approach (Argasinski and Broom 2013, 2018a, 2018b), most of the considered cases are probably related to some type of danger (such as helping a drowning individual) or to energy gain and expenditure that also affect current survival (such as altruism among vampire bats) and have no direct reproductive output. However, exist cases linked with reproductive success (for example, plants attracting pollinators; Sun et al. 2021). Therefore, the goals of the paper are as follows.

### 2.1 Preliminary results: initial "null" alarm call model and the issue of non-additive problems

In the preliminary technical results, we describe the existing classic inclusive fitness and kin selection frameworks in demographic parameters to make them compatible with the demographic game approach and, later, comparable with the main result of the paper. Careful derivation is necessary because it is not obvious that the interaction rates and background vital rates will cancel out in the resulting rule for cooperation. We consider the predator alarm call as the illustrative conceptual example (Maynard Smith 1965, Tamachi 1987, Taylor et al. 1990, de Assis et al. 2018). This is the classic example of altruistic behavior, supported by empirical observations (Dunford 1977, Sherman 1977, Hoogland 1983, Griesser 2013). Therefore, in our model, we use mortality payoffs to describe the costs of the sacrifice of the donor individual and the benefits resulting from the rescue of the receiver. The obtained model will be used for the analysis of the issues related to the non-additivity of payoff functions and the limitation to pairwise interactions of the inclusive fitness models.

### 2.2 Main result: model with explicit fluxes between donor/receiver roles and the rule for cooperation under state distribution asymmetry

Classical theory (and our preliminary "null" model) contains the silent assumption, that the distribution of roles is constant and the donor/receiver role is randomly drawn during each interaction event. This assumption is certainly satisfied in many cases, however we can imagine situations when it is not applicable. We will extend the initial "null" model to the case when the distribution of states is not constant but is the product of some dynamic processes (fluxes between receiver and donor roles), which is described by additional equations (Argasinski and Rudnicki 2021). Then, we derive the general rule for cooperation from the extended dynamic model, which will constitute the main result of the paper.

## 3 Methods

We will combine the Inclusive Fitness methodology with the demographic approach to Evolutionary Games (Argasinski and Broom 2012, 2018a, 2018b) and State Switching Dynamics for game theoretic models based on state (Argasinski and Rudnicki 2021). **CAUTION! In this paper, we adopt a counterfactual method for derivation of the inclusive fitness models (Karlin and Matessi 1983 and Matessi and Karlin 1984, 1986) since this methodology can use the**

**same parameters as a demographic games.** In the following subsections we will introduce those methodologies. The necessary details related to Hamilton’s rule are in Appendix 1, discussion of possible misunderstandings of it are in Appendix 2 and the necessary basic details of the demographic game approach are in Appendix 3.

## 4 Part one, preliminary results: ”null” model based on the classical theory described in terms of demographic games

Here, we derive the ”null” model mentioned in section 2.1, which will be later generalized to develop the main result. This will provide a platform for comparison of the new results with classical theory from the literature. To achieve this goal, we derive a demographic equivalent of the ”donation game” (Marshall 2015), a model of altruistic sacrifice expressed in terms of the average mortality changes during the focal event. We will focus on the distribution of the receiver and donor roles among individuals. In addition, we will discuss a payoff non-additivity issue. Let us consider the problem of signaling the predator threat (emission of the signal may help others while exposing the signalist to the increased danger) as the conceptual example for our framework. Assume that a random member of the population may spot the attacking flying predator and warn neighbors (see Figure 1).

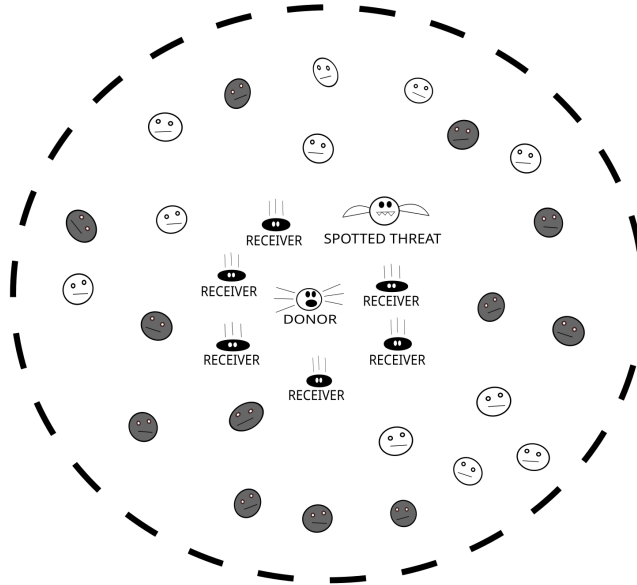


Figure 1: *Warning signal example (cooperators are white and non-cooperators grey): cooperating donor who spotted the threat may warn assorted receivers. Emission of the warning signal may expose the cooperator, leading to increased mortality, constituting cost.*

Then, we have trade-offs between the donor’s mortality and the receivers’ expected survival. In this case, the background growth rate  $R_b$  should be the same in both states and will contain all fertility effects. We have two roles or states of individuals (passive donor and active receiver) and two competing strategies (cooperative and noncooperative). Only active donors reveal their strategies

(helping or not helping receivers). receivers are passive; thus, their strategy is latent and cannot be observed during the focal interaction. Therefore, the logical outcome of these assumptions is that each altruistic act should be associated with the same cost for the donor and the resulting benefit for the receiver.

The receiver's mortality payoff is independent of the carried strategy, while donors can exhibit two types of behavior: cooperate (**pay the cost**), described by subscript  $C$ , or defect (**do not pay the cost**), described by subscript  $N$ . Then, we have the payoff functions  $d_s^R(a)$ , where subscript  $s$  describes the carried strategy, superscript  $R$  describes the donor/receiver role and argument  $a$  describes the action of the individual acting in the opposite role. The donor's mortality  $d_N^D$  and  $d_C^D$  depends on her action only (**thus argument ( $a$ ) is an obsolete element of notation in her payoffs**). Then the cost can be expressed as

$$C = d_C^D - d_N^D > 0, \quad \text{thus} \quad d_C^D = d_N^D + C. \quad (1)$$

Then, since the receivers' mortality depends only on the action of the possible donors, we have

$$d_C^R(a) = d_N^R(a) = d^R(a)$$

(**thus, in this case, the strategy subscript is an obsolete element of notation**). Since receivers are passive, their payoff functions are the same for both strategies. A single receiver of the cooperative behavior has payoff  $d^R(C)$  in comparison to receivers not affected by the cooperative behavior, which will have mortality  $d^R(N)$ . Since  $d^R(N) > d^R(C)$ , we can define the benefit of the receiver as

$$B = d^R(N) - d^R(C) > 0 \quad (2)$$

(leading to  $d^R(C) = d^R(N) - B$  since the benefit describes a decrease in mortality). In many cases, such as giving a predator warning signal, a single cooperative donor can alarm a few receivers with different strategies. Let us begin with the assumption of well-mixed population and frequency-dependent selection, as in evolutionary games, to see the limitations of this approach in this case. Assume that  $x$  is the number of receivers that can be affected by the behavior of the single donor. Then, for both strategies, we have the same constant distribution of states (the exceptions to this assumption are the subject of the second part of this paper), described by  $q^D = 1/(1+x)$  (while  $q^R = 1 - q^D$  is the fraction of receivers). Note that only in the case of cooperative donors do we have different payoffs for different strategies. The threat interpreted as the focal event, such as hunting predator, occurs at the intensity  $\tau_f$ . Then randomly chosen individual can spot the approaching predator and according to the carried strategy it can warn neighboring individuals or not. Therefore, cooperating donor is drawn with probability proportional to the fraction of cooperators in the population  $g_C$ . Then the receiver's average mortality payoff will be

$$\begin{aligned} d^R &= g_C (d^R(N) - B) + (1 - g_C) d^R(N) \\ &= d^R(N) - g_C B, \end{aligned} \quad (3)$$

the same for both strategies, since receivers are passive. Therefore, according to (1) the only difference in mortality payoffs between cooperators and noncooperators is caused by cost of altruism  $C$ . This shows that in the random matching of the individuals (as in the classical game theory), cooperators have greater mortality than noncooperators. Therefore, a cooperative strategy will loose. This shows that cooperators should not help everyone, but should support other cooperators. Let us relax the assumption of a panmictic population and add the assortment mechanism and later kin selection to our model. Thus, a cooperating receiver receives help with probability  $p_C^R$ , while a noncooperative receiver receives help with probability  $p_N^R$ . Let us update the mortality functions. In this case, similar to (3), the impact on the receiver is different for both strategies:

$$d_C^R = p_C^R (d^R(N) - B) + (1 - p_C^R) d^R(N) \quad (4)$$

$$= d^R(N) - p_C^R B, \quad (5)$$

$$d_N^R = p_N^R (d^R(N) - B) + (1 - p_N^R) d^R(N) \quad (6)$$

$$= d^R(N) - p_N^R B. \quad (7)$$

Then the average payoff of  $s$ -strategist is

$$d_s^f = q^D d_s^D + (1 - q^D) d^R(p_s^R), \quad (8)$$

and for both competing strategies the above functions are

$$d_C^f = q^D [d_N^D + C] + (1 - q^D) [d^R(N) - p_C^R B] \quad (9)$$

$$= q^D d_N^D + (1 - q^D) d^R(N) - (1 - q^D) p_C^R B + q^D C$$

$$d_N^f = q^D d_N^D + (1 - q^D) [d^R(N) - p_N^R B] \quad (10)$$

$$= q^D d_N^D + (1 - q^D) d^R(N) - (1 - q^D) p_N^R B.$$

Functions  $d_C^f$  and  $d_N^f$  differ only by terms  $-(1 - q^D) p_C^R B + q^D C$  and  $-(1 - q^D) p_N^R B$ . We can present our framework in the matrix game form (derivation in Appendix 4) where entries describe "fitness effects" (differences in payoffs resulting from the particular action):

$$\begin{bmatrix} 0 & -(1 - q^D) B \\ q^D C & q^D C - (1 - q^D) B \end{bmatrix}.$$

For  $q^D = 0.5$ , we have a donation game matrix (Marshall 2015)

$$0.5 \begin{bmatrix} 0 & -B \\ C & C - B \end{bmatrix}. \quad (11)$$

which in classical game theoretic approach should be multiplied by vector of strategy frequencies  $[1 - g_c, g_c]^T$ , which in inclusive fitness models should be replaced by elementwise multiplication by a matrix of assortment probabilities

$$\begin{bmatrix} 1 - p_N^R & p_N^R \\ 1 - p_C^R & p_C^R \end{bmatrix}.$$

The structure of this matrix results from the underlying assumptions that both fitness effects are products of a single altruistic act performed by a cooperative donor. The second assumption is that receivers are passive, and their strategies are latent and thus indistinguishable. Every "synergistic effect" between a cooperative donor and a cooperative receiver violates the second assumption. **Therefore, for this class of problems, we don't need "nonadditive" models, and this is not a limitation of the counterfactual method (see discussion in Appendix 4).**

Then we can formulate the growth equations (46) from Appendix 3:

$$\dot{n}_C = n_C (R_b - d_C^f) \quad (12)$$

$$\dot{n}_N = n_N (R_b - d_N^f), \quad (13)$$

For greater growth rate of cooperators we need  $(R_b - d_C^f) > (R_b - d_N^f)$ . Then  $R_b$  and  $q^D d_N^D + (1 - q^D) d^R(N)$  from  $d_C^f$  (9) and  $d_N^f$  (10) will cancel out. This leads to

$$(1 - q^D) p_C^R B - q^D C > (1 - q^D) p_N^R B,$$

leading to the classical condition

$$[p_C^R - p_N^R] \frac{(1 - q^D)}{q^D} B > C \quad (14)$$



which is also known from the literature version of equation (14) for multiple receivers (and  $(1 - q^D) / q^D$  describes the number of receivers per single donor). **Therefore, the method works well in the case of multiple receivers, thus, it is not limited to pairwise interactions only (problem mentioned in Nowak et al. 2010).**

For the kin selection case  $p_C^R$  is replaced by  $p_C^{kin}$  and  $p_N^R$  by  $p_N^{kin}$ . **Since  $p_C^{kin} - p_N^{kin} = r$ , formula (14) becomes**

$$r \frac{(1 - q^D)}{q^D} B > C, \quad (15)$$

**which is the classical Hamilton's rule.**

**Interaction rates and background growth rates cancel out and do not affect the fitness effects describing cost and benefit. Then, cost  $C$  and benefit  $B$  are expressed in terms of the focal interaction's average mortality instead of abstract fitness, reproductive value, or even vital rates.** In our model, reproduction is realized by the background growth rate, and there is no need to take it into account. Therefore, we have a model based on the classical theory described in terms compatible with the demographic game approach. This leads to the interesting property. Note that the application of the approach, where fitness effects are expressed in the "number of offspring equivalents" (as it is defined in the Encyclopedia Britannica) or reproductive value (as, for example, in Marshall 2015), technically implies the calculus of unborn offspring. This is hardly testable. When we reduce the generality of the model by replacing the general fitness parameter with a specific demographic payoff, such as mortality (as in our model), the obtained framework can act as the predictive model, not only as the abstract theorem. It seems that it is necessary to derive real-life, falsifiable models. The resulting model can be parameterized by simple statistical mortality estimation based on observations of the focal interactions (for example, see Griesser 2013).

We use the alarm call problem as an illustrative example. However, the obtained formalism can be used for all problems where behavioral traits determine survival only. When necessary, the survival payoff can be replaced by fertility or the more complicated trade-offs between them used in the demographic game-theoretic models (Argasinski and Broom 2012, 2018a, 2018b). The number of receivers from the classical theory is equivalent to the donor/receiver role distribution from the state-based evolutionary game (Argasinski and Rudnicki 2021), described by parameter  $q^D$ . In the classical theory,  $q^D$  is constant, and the role is independently drawn at each focal interaction. In the next section, we build the model based on the state-switching dynamics (Argasinski and Rudnicki 2021), where this assumption is relaxed. Then the role distribution is the product of some external population process.

## 5 Part two, main results: explicit dynamics of donor/receiver roles

### 5.1 Rationale for part two

Note that the analysis of the problem of altruism was limited to the simple system of exponential growth equations. In the previous sections, the distribution of roles was determined by the conditional probability of acting as a donor or receiver related to the focal interaction. This should be correct in many cases when the role is strictly limited to the particular game round and in the next round is independently drawn again. However, it is also possible that the donor or receiver role is determined by some external conditions and in consequence cannot be changed in the focal interaction. For example, a vampire bat foraging in areas where the abundance of prey is very low needs support until it finds an area where prey abundance is high, which it may exploit for some time. Altruistic behavior may increase the survival of the receiver, but it cannot help it find the source of food. Similarly, in the case of a predator warning signal (our main conceptual example), we can imagine that the population

is structured and divided into two groups, one of which is more exposed to the observation of the threat (for example, due to being at the border of the habitat). However, the exposed individuals, according to their strategy, can warn other individuals or not and after the warning event can move to another location or stay at the border of the habitat. The mobility may be completely independent of the results of the focal event. This division may not be fixed, and the individuals may randomly shift between different roles (see Figure 2).

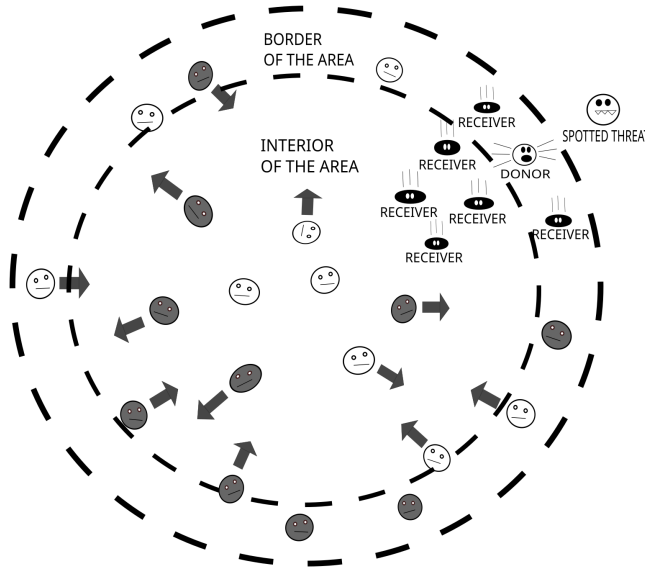


Figure 2: *The case when only individuals from the border of the habitat may spot the threat and warn the assorted receivers (cooperators are white and non-cooperators grey). Individuals move between habitat interior and border according to some mechanistic rules and role is not randomly chosen each time but is determined by the current positions of the individuals. Surviving cooperator may warn neighbors again until she moves toward the interior and becomes the potential receiver.*

This leads to a separate population process and background switching dynamics that may depend on the daily movement routines of individuals. Therefore, we can imagine that the population structure (distribution of roles) emerges as a dynamic equilibrium of some independent process. This process is driven by some basic principles describing the fluxes of individuals between those roles. Phenomena of this type can be termed **dynamically structured populations**. Then we can use our framework to extend the static reasoning to the dynamic case where the distribution of roles varies in time. In this case, we should describe the respective dynamics for both strategies and the evolution of the distribution of states for each strategy.

## 5.2 Derivation of the replicator dynamics with explicit dynamics of fluxes between states

In this section, we use the role-switching dynamics (across two opposite states) introduced in Argasinski and Rudnicki (2021). Below we re-derive the simplest case of this approach. Our opposing states are donor and receiver. We extend our dynamics by means of explicit background intensities (i.e. not related to the threat and the altruistic act) of switching between roles, described by  $\Lambda^i$  as the background intensity of leaving role  $i$  and taking on the opposite role. Note that the parameters  $\Lambda^i$  may be not constants but functions of the actual distribution of roles in the population, described

by  $g_1 q_1^1 + (1 - g_1) q_2^1$ ; however, for simplicity, we do not describe this explicitly in the formalism. For simplicity, assume that  $R_b + R_s^1$  describes the overall Malthusian growth rate (sum of the density-dependent background fitness and focal game payoffs) for strategy  $s$  acting in role 1. Then, the growth equation for strategy  $s$  in role 1 can be described as:

$$\dot{n}_s^1 = n_s^1 [R_b + R_s^1 - \Lambda^1] + n_s^2 \Lambda^2 \quad (16)$$

and the analogous equation for role 2. We use the multi-population approach to replicator dynamics (Argasinski 2006, 2012, 2013), where the population can be decomposed into subpopulations described by their own replicator dynamics. Then subsystems describing the subpopulations are completed through an additional set of replicator equations describing the dynamics of the proportions of all subpopulations. Then, we can describe the distribution of states among  $s$ -strategists in related frequencies  $q_s^i = n_s^i / \sum_j n_s^j$ . In the special case in which for all strategies, we have only two states, we can apply the well-known form of replicator dynamics for two strategies, albeit applied in our case not for strategies but for separate roles among carriers of some strategy (described by upper superscript). Then the above system reduces to a single equation (detailed derivation in Appendix 5):

$$\dot{q}_s^1 = q_s^1 (1 - q_s^1) [R_s^1 - R_s^2] + [(1 - q_s^1) \Lambda^2 - q_s^1 \Lambda^1]. \quad (17)$$

Now, we can describe the selection of strategies through the application of the multipopulation replicator dynamics. Then, the above system should be completed by the additional set of replicator equations describing the relative frequencies of the other strategies. As was shown in Argasinski and Rudnicki (2021), the dynamics of state changes do not have a direct impact on the strategy frequencies (or on the population size) since they do not change the number of strategy carriers ( $\Lambda$  terms cancel out in equations for strategy frequencies). Then, we have the following system describing the selection:

$$\dot{g}_1 = g_1 (1 - g_1) [\bar{R}_1(q_1) - \bar{R}_2(q_2)], \quad (18)$$

where

$$\bar{R}_s(q_s) = q_s^1 R_s^1 + (1 - q_s^1) R_s^2. \quad (19)$$

The above system should be completed by the equation on the total population size (the only element where background growth rate  $R_b$  is present):

$$\dot{n} = n [R_b + g_1 \bar{R}_1(q_1) + (1 - g_1) \bar{R}_2(q_2)], \quad (20)$$

and explicit density dependence is omitted here for simplicity.

### 5.3 The dynamics of altruism

Now, we can update our model from the first part of the paper to the case describing the dynamics of roles. For the description of the rules underlying the state changes, we can use the background switching dynamics. Background intensities of leaving donor and receiver roles are  $\Lambda^D$  and  $\Lambda^R$  respectively. The switching term (54) describing the fluxes between donor and receiver roles has the form  $\left( \frac{n_s^R}{n_s^D} \Lambda^R - \Lambda^D \right)$ . Recall that we assumed that the focal interaction happens at intensity  $\tau^f$ , which was removed by changing the timescale. We assumed that the switching of roles is independent of the results of the focal interaction. When  $\Lambda^D < \tau^f$  and  $\Lambda^R < \tau^f$  the number of role switches is smaller than the number of rounds in that game (**maximum one switch per focal game round/interaction**) This leads to  $\Lambda^D < 1$  and  $\Lambda^R < 1$  after the change in the timescale. Then the cooperative donor may warn receivers multiple times before role switch. For  $\Lambda^D > 1$  and  $\Lambda^R > 1$  role circulation is faster

than threat occurrence and cooperator sometimes may be exposed to the threat, while most donor periods are safe. Therefore, growth equations for the competing strategies will have form:

$$\begin{aligned}\dot{n}_s^D &= n_s^D \left( R_b - d_s^D + \left( \frac{n_s^R}{n_s^D} \Lambda^R - \Lambda^D \right) \right) \\ \dot{n}_s^R &= n_s^R \left( R_b - d_s^R + \left( \frac{n_s^D}{n_s^R} \Lambda^D - \Lambda^R \right) \right).\end{aligned}$$

Above equations transformed into the state switching dynamics (17) constitute the following subsystem (derivation in Appendix 6)

$$\begin{aligned}\dot{q}_C^D &= ((1 - q_C^D) \Lambda^R - q_C^D \Lambda^D) \\ &\quad - q_C^D (1 - q_C^D) [d_N^D + C - (d^R(N) - p_C^R B)],\end{aligned}\tag{21}$$

$$\begin{aligned}\dot{q}_N^D &= ((1 - q_N^D) \Lambda^R - q_N^D \Lambda^D) \\ &\quad - q_N^D (1 - q_N^D) [d_N^D - (d^R(N) - p_N^R B)].\end{aligned}\tag{22}$$

It is clear that these dynamics lead to different role distributions for different strategies. How does this affect the selection process? Let us derive the replicator dynamics describing the selection of the strategies. This leads to the average mortalities (see Appendix 7 for the derivation):

$$\begin{aligned}d_N^f &= q_N^D d_N^D + (1 - q_N^D) d_N^R \\ &= q_N^D d_N^D + (1 - q_N^D) (d^R(N) - p_N^R B)\end{aligned}\tag{23}$$

$$\begin{aligned}d_C^f &= q_C^D d_C^D + (1 - q_C^D) d_C^R \\ &= q_C^D (d_N^D + C) + (1 - q_C^D) (d^R(N) - p_C^R B),\end{aligned}\tag{24}$$

and the resulting selection equation

$$\begin{aligned}\dot{g}_C &= g_C (1 - g_C) [(q_N^D - q_C^D) (d_N^D - d^R(N)) \\ &\quad + [(1 - q_C^D) p_C^R - (1 - q_N^D) p_N^R] B - q_C^D C].\end{aligned}\tag{25}$$

which together with switching dynamics (96) and (22) will constitute our general modeling framework. If it is necessary, the above system can be completed by an additional equation describing the dynamics of the population size.

## 6 When cooperative strategy wins?

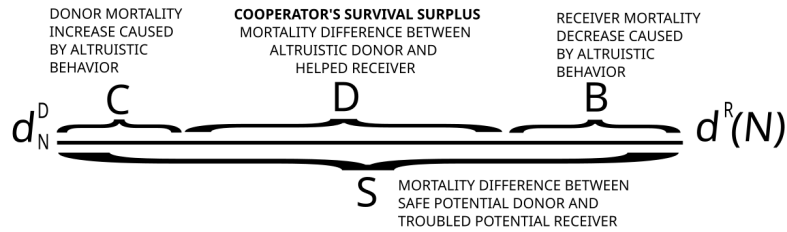


Figure 3: Diagram showing fitness effects resulting from mortality differences.  $S = d^R(N) - d_N^D$  and  $D = d^R(C) - d_C^D$ , in effect  $S = B + D + C$ .

We can express the mortality functions (23) and (24) in terms of the differences in mortalities constituting the fitness effects used in the cost vs benefit calculus. It is reasonable to assume that the mortality of the noncooperator in the role of the donor should be equal to or smaller than the mortality of the receiver receiving help. Doing nothing cannot be more dangerous than being rescued. Then, we have that  $d_N^D < d^R(N)$ . Thus, we should interpret the factor  $S = d^R(N) - d_N^D$ . This leads to

$$d_N^D \leq d^R(C) = d^R(N) - B, \quad (26)$$

leading to

$$B \leq S = d^R(N) - d_N^D > 0, \quad (27)$$

Therefore, the parameter  $S$  is simply a benefit of not being in trouble (which means being in the role of receiver). Since  $d_N^D = d_C^D - C$ , parameter  $S$  can be presented as  $S = B + D + C$  where  $D = d_C^D - d^R(C)$  (see Figure 3 for the meaning of these parameters). Then,

$$d^R(N) = d_N^D + B + D + C$$

and thus  $D$  describes the difference in mortalities between the helping donor and the helped receiver. Then the mortality functions (23) and (24) will be (derivation in Appendix 8a):

$$\begin{aligned} d_C^f &= q_C^D [d_N^D + C] + (1 - q_C^D) [d^R(N) - p_C^R B] \\ &= d_N^D + (1 - q_C^D) ((1 - p_C^R) B + D) + C \\ \\ d_N^f &= q_N^D d_N^D + (1 - q_N^D) [d^R(N) - p_N^R B] \\ &= d_N^D + (1 - q_N^D) ((1 - p_N^R) B + C + D) \end{aligned}$$

From the condition  $d_N^f(g, q) - d_C^f(g, q) > 0$ , resulting from (74), we can derive the rule for the increase in cooperation describing the relationships between cost and benefit. From the bracketed term from (25), we have that it is

$$(1 - q_N^D) ((1 - p_N^R) B + C + D) > (1 - q_C^D) (D + (1 - p_C^R) B) + C \quad (28)$$

## 6.1 Main result: the general rule for cooperation under state distribution asymmetry

Equation (28), leads to the **general rule for cooperation** (derivation in Appendix 8b) expressed in terms of  $B$ ,  $C$  and  $D$  (meaning of those parameters is explained in Figure 3):

$$[(1 - q_N^D) (1 - p_N^R) - (1 - q_C^D) (1 - p_C^R)] B + [q_C^D - q_N^D] D > q_N^D C \quad (29)$$

**and factors  $(1 - q_N^D) (1 - p_N^R)$  and  $(1 - q_C^D) (1 - p_C^R)$  describe the fractions of unhelped individuals of both strategies**

Therefore,  $D > 0$ , in addition to the cost  $C$  saved by noncooperator, can be termed the **cooperator's survival surplus**. This may happen when the cooperator can secure the safe shelter before the emission of the warning signal, which leads to a survival advantage over assorted neighbors. Note that for equal role distributions for both strategies (thus  $q_N^D = q_C^D = q^D$ ), equation (29) reduces to the classical Hamilton's rule (14)

$$[p_C^R - p_N^R] \frac{(1 - q^D)}{q^D} B > C \quad (30)$$

For simplicity we can assume that  $d_N^D = 0$  and  $d^R(N) = 1$ , leading to  $D = 1 - B - C$ . Then the average mortalities (24) and (23) can be presented in the form of the *relative fitness effect surfaces* describing the normalized differences in mortality (derived in Appendix 8c):

$$d_C^f = (1 - q_C^D) (1 - p_C^R B) + q_C^D C \quad (31)$$

$$d_N^f = (1 - q_N^D) (1 - p_N^R B). \quad (32)$$

Since the rule for cooperation depends on the role distributions, we can assume the simplest example when switching rates  $\Lambda^R$  and  $\Lambda^D$  are constant. Then we can calculate the rest points of the switching dynamics (96) and (22), constituting the stable role distributions (derivation in Appendix 9a) :

$$\begin{aligned} \tilde{q}_C^D &= \\ \frac{[\Lambda^R + \Lambda^D - (1 - p_C^R) B - D] - \sqrt{[\Lambda^R - \Lambda^D - (1 - p_C^R) B - D]^2 + 4\Lambda^R [(1 - p_C^R) B + D]}}{2 [(1 - p_C^R) B + D]} & (33) \\ \tilde{q}_N^D &= \\ \frac{[\Lambda^R + \Lambda^D - (1 - p_C^R) B - C - D] - \sqrt{[\Lambda^R - \Lambda^D - (1 - p_C^R) B - C - D]^2 + 4\Lambda^R [(1 - p_C^R) B + C + D]}}{2 [(1 - p_C^R) B + C + D]}. & (34) \end{aligned}$$

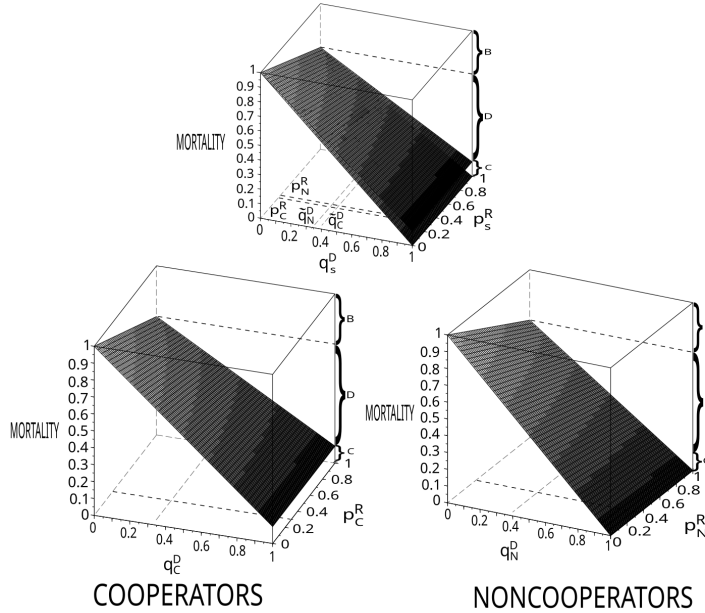


Figure 4: mortality surfaces for cooperators and noncooperators for parameters  $C = 0.1$ ,  $B = 0.3$ ,  $D = 0.6$ ,  $p_C^R = 0.3$ ,  $p_N^R = 0.33$

Figure 4 shows an example of mortality surfaces for cooperators and noncooperators for parameters  $C = 0.1$ ,  $B = 0.3$ ,  $D = 0.6$ ,  $p_C^R = 0.3$ ,  $p_N^R = 0.33$ ,  $\Lambda^R = 0.2$  and  $\Lambda^D = 0.4$ . Then the stable role distributions (33) and (34) are  $\tilde{q}_C^D = 0.3839046$  and  $\tilde{q}_N^D = 0.3328402$ . **For those parameters, we can observe that even in the case when the assortment mechanism is not efficient, since  $p_C^R < p_N^R$ , cooperators can win. This is illustrated in Figure 5. A similar situation is completely impossible under classical Hamilton's rule.**

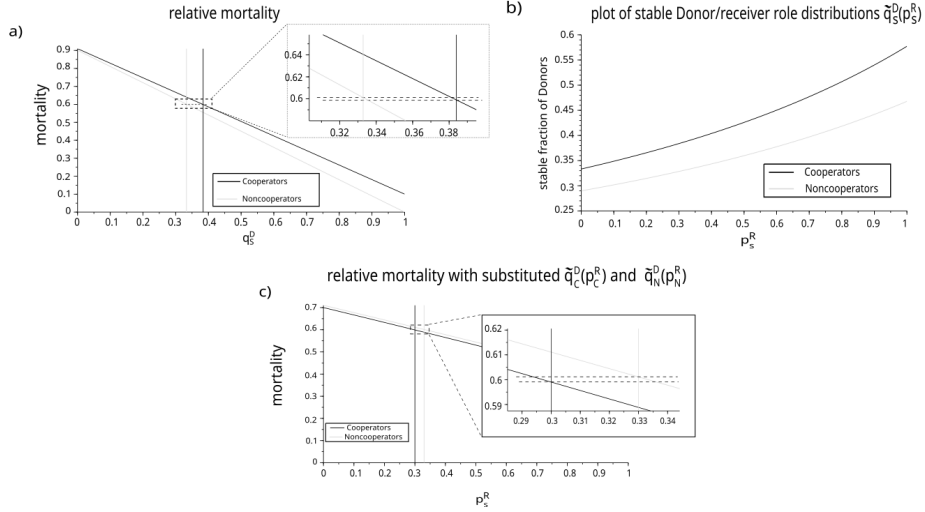


Figure 5: Sections of mortality surfaces, Panel a) shows sections along the stable role distribution for  $p_C^R = 0.3$  and  $p_N^R = 0.33$ . Numerically calculated  $q_C^D = 0.3839046$  and  $q_N^D = 0.3328402$  are marked. **In this case, cooperators have lower average mortality despite  $p_C^R < p_N^R$**  Panel b) shows the plot of the stable role distributions for both strategies. Panel c) shows sections along the assortment probabilities with substituted functions from panel b).

## 6.2 Case of $D < 0$

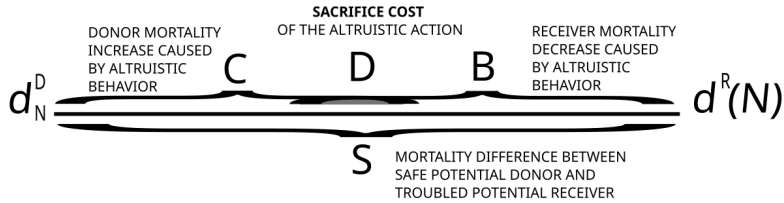


Figure 6: Case of the overlapping fitness effects, when donor suffers greater mortality than helped receivers.

A negative value of  $D$  may occur when  $C + B > S$ , which means that changes in the values of the mortalities caused by altruistic action overlap and in effect inverts the inequality between the values of the mortalities of donor and receiver (this is depicted in Figure 6). Then, parameter  $D$  can be termed the **cooperator's sacrifice cost** since it acts negatively.

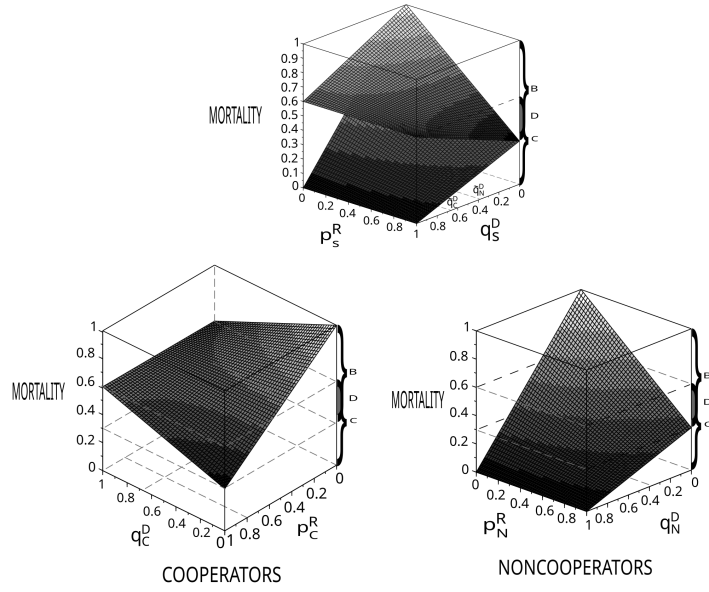


Figure 7: mortality surfaces for cooperators and noncooperators for parameters  $C = 0.6$ ,  $B = 0.7$ ,  $D = 0.3$ ,  $p_C^R = 0.8$ ,  $p_N^R = 0.1$

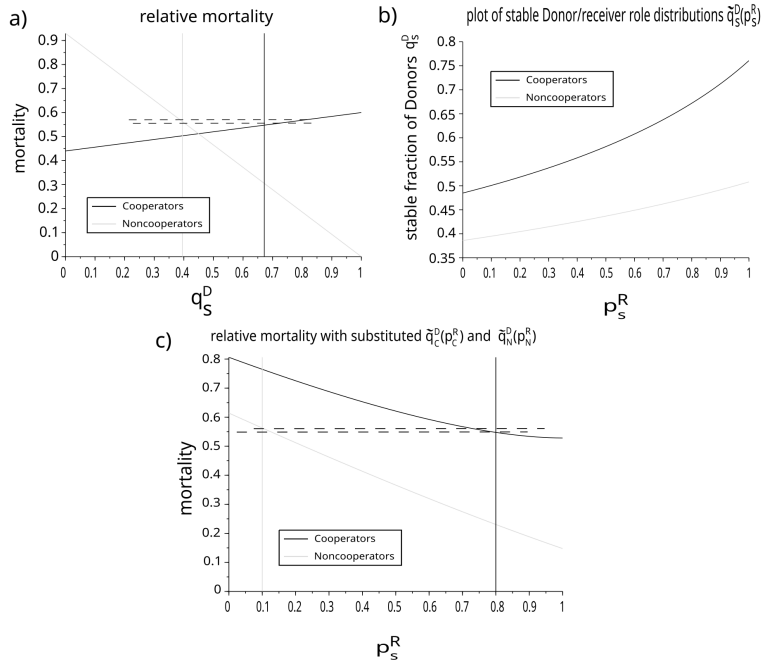


Figure 8: Sections of mortality surfaces for values. Panel a) for  $p_C^R = 0.8$ ,  $p_N^R = 0.1$  and numerically calculated  $q_C^D = 0.6718934$  and  $q_N^D = 0.3950112$ . Here, despite a strong assortment mechanism, the resulting mortality differences are very small. Cooperators win slightly.



This situation may occur when the cooperator cannot hide faster than receivers and the warning signal exposes him to predator more than assorted receivers. Let us incorporate the negativity of  $D$  into the rule (29). Then the general rule for cooperation has the form

$$[(1 - q_N^D)(1 - p_N^R) - (1 - q_C^D)(1 - p_C^R)]B - [q_C^D - q_N^D]D > q_N^D C$$

Figure 7 shows an example of mortality surfaces for cooperators and noncooperators for parameters  $C = 0.6$ ,  $B = 0.7$ ,  $D = 0.3$ ,  $p_C^R = 0.8$ ,  $p_N^R = 0.1$ ,  $\Lambda^R = 1.5$  and  $\Lambda^D = 4$ . Then the stable role distributions (33) and (34) are  $\tilde{q}_C^D = 0.3839046$  and  $\tilde{q}_N^D = 0.3328402$ . Here, due to the impact of the Sacrifice Cost  $D$ , despite a very efficient assortment mechanism resulting mortality differences are very small. This is depicted in Figure 8.

### 6.3 Case of $D = 0$

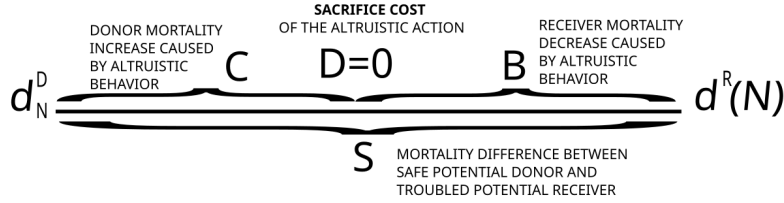


Figure 9: *Fitness effects resulting from the mortality differences when  $D = 0$*

Note that for  $D = 0$ , the rule has the form (see Figure 9 for intuitive interpretation)

$$\frac{[(1 - q_N^D)(1 - p_N^R) - (1 - q_C^D)(1 - p_C^R)]}{q_N^D} B > C. \quad (35)$$

This case lies between cases from previous subsections. This situation may happen when the warning signal does not attract the attention of the predator directly to the cooperative donor but hidden assorted individuals can be detected with the same probability. Therefore, the risk is the same for donor and receivers. Figures 10 and 11 show fitness surfaces and their intersections for  $B = C = 0.5$ .

Figure 10 shows an example of mortality surfaces for cooperators and noncooperators for parameters  $C = 0.3$ ,  $B = 0.7$ ,  $p_C^R = 0.2$ ,  $p_N^R = 0.21$ ,  $\Lambda^R = 15$  and  $\Lambda^D = 30$ . Then the stable role distributions (33) and (34) are  $\tilde{q}_C^D = 0.9327017$  and  $\tilde{q}_N^D = 0.9023789$ . In this case, we failed to find the set of parameters allowing the spread of the cooperators when  $p_C^R < p_N^R$ . Sections of the mortality surfaces are depicted o Figure 11.

Summarizing, we obtain a formula expressed in terms of the benefit, the cost, and the cooperator's survival surplus/sacrifice cost. The last parameter can describe important biological factors. The survival surplus/sacrifice cost can arise in many types of problems, for example, in engaging in the fight to save another individual. A passive individual is safer than all individuals involved in the fight. For example, in the problem of the predator warning signal, this parameter may be zero because a selfish individual who spots a predator hides; thus, it behaves like individuals warned by a cooperator. However, we can imagine cases in which hidden noncooperators may have higher survival when all other individuals are exposed and attract the attention of the predator than when everybody is hidden and has the same risk of being caught.

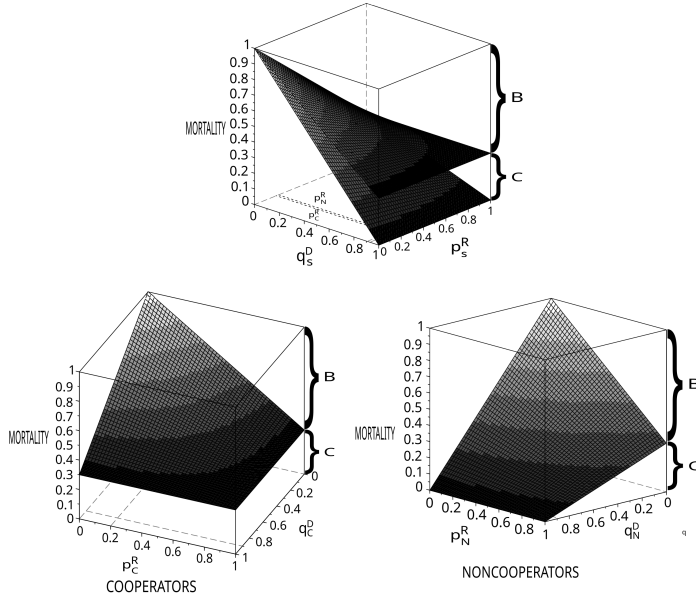


Figure 10: *mortality surfaces for cooperators and noncooperators. Panel a) for parameters  $C = 0.3$ ,  $B = 0.7$ ,  $p_C^R = 0.2$ ,  $p_N^R = 0.21$*

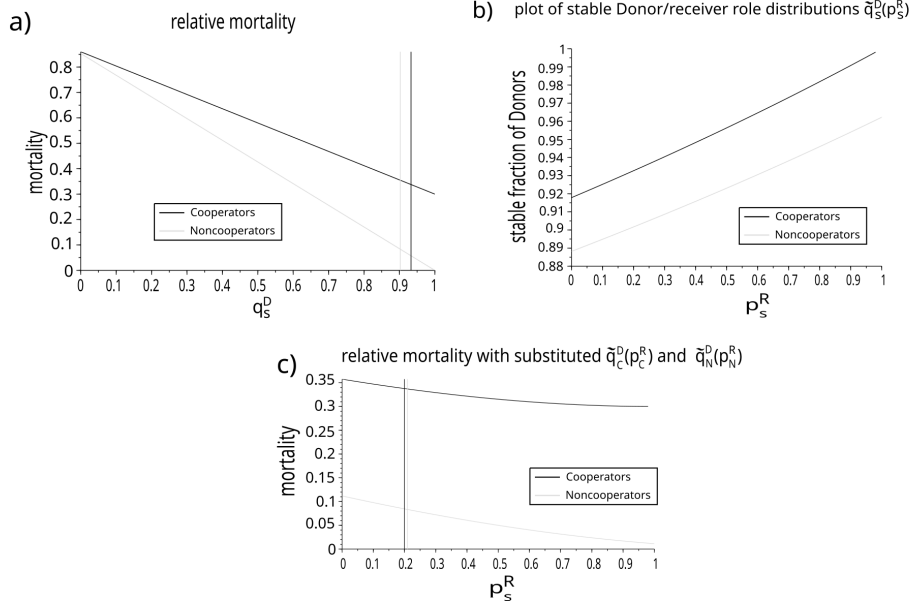


Figure 11: *Sections of mortality surfaces for values  $p_C^R = 0.2$ ,  $p_N^R = 0.21$  and numerically calculated  $\tilde{q}_C^D = 0.9327017$  and  $\tilde{q}_N^D = 0.9023789$ .*

The formula (35) takes into account the asymmetry in the distribution of roles. The values of  $q_C^R$  and  $q_N^R$  can be calculated from the equilibria of the equations (96,22). By substituting the obtained

equilibria of the switching dynamics we can derive the function describing the fitness approximation in the long term, based on the assumption that the switching dynamics is sufficiently close to the equilibrium. We do this for the the simplest case of  $D = 0$  and the simplest form of the switching dynamics (96) and (22) where switching rates  $\Lambda^R$  and  $\Lambda^D$  are constants.

In effect, we obtain the following formula (detailed derivation in Appendix 9b):

$$\begin{aligned} & (p_C^R - p_N^R) B > \\ & \frac{[\Lambda^R + \Lambda^D - (1 - p_C^R) B - C] - \sqrt{[\Lambda^R - \Lambda^D - (1 - p_C^R) B - C]^2 + 4\Lambda^R ((1 - p_C^R) B + C)}}{2((1 - p_C^R) B + C)} [(1 - p_N^R) B + C] \\ & - \frac{[\Lambda^R + \Lambda^D - (1 - p_C^R) B] - \sqrt{[\Lambda^R - \Lambda^D - (1 - p_C^R) B]^2 + 4\Lambda^R ((1 - p_C^R) B)}}{2((1 - p_C^R) B)} [(1 - p_C^R) B] \quad (36) \end{aligned}$$

Then, the complexity dramatically increases compared to the classical Hamilton's rule  $(p_C^R - p_N^R) B > C$  even in this simplest possible case. In more realistic cases where switching rates are functions describing the mechanism responsible for role switching, the the situation can be even more complex.

#### 6.4 The kin selection case

Assume that the group of assorted individuals consists of kins of degree  $k$ . Recall from the previous sections that in the case of kin selection,  $p_C^R$  and  $p_N^R$  is replaced by  $p_C^{kin}$  and  $p_N^{kin}$  (42), since cooperators pay the cost only for their kin. Thus, in the switching dynamics ((96) and (22)), the terms  $C + p_C^R B$  and  $p_N^R B$  should be replaced by  $C + p_C^{kin} B$  for cooperators and  $p_N^{kin} B$  for noncooperators. Recall that

$$p_C^{kin} = r(1) + (1 - r)g_C \quad \text{and} \quad p_N^{kin} = r(0) + (1 - r)g_C \quad (37)$$

Then the fractions of unhelped individuals will be (derivation in Appendix 10):

$$\begin{aligned} (1 - q_N^D) (1 - p_N^R) &= (1 - q_N^D) (1 - (1 - r)g_C) \\ (1 - q_C^D) (1 - p_C^R) &= (1 - q_C^D) (1 - r) (1 - g_C) \end{aligned}$$

and the resulting  $B$  bracketed term will be

$$\begin{aligned} & (1 - q_N^D) (1 - p_N^R) - (1 - q_C^D) (1 - p_C^R) \\ &= [q_C^D - q_N^D] (1 - (1 - r)g_C) + (1 - q_C^D) r \end{aligned}$$

Therefore, (29) is

$$[[q_C^D - q_N^D] (1 - (1 - r)g_C) + (1 - q_C^D) r] B + [q_C^D - q_N^D] D > q_N^D C, \quad (38)$$

and the form revealing the impact of the parameter  $r$  is

$$[[q_C^D - q_N^D] (1 - g_C) + r (1 - [(1 - g_C) q_C^D + g_C q_N^D])] B + [q_C^D - q_N^D] D > q_N^D C \quad (39)$$

In the case of  $D = 0$ , the formula (38) simplifies to

$$\frac{[q_C^D - q_N^D] (1 - (1 - r)g_C) + (1 - q_C^D) r}{q_N^D} B > C. \quad (40)$$

Therefore the success depends on the frequency of cooperators in the population described by  $g_C$ . Only in the case when  $q_N^D = q_C^D = q^D$  does the above formula reduce to the Hamilton's rule (15)

$$r \frac{(1 - q^D)}{q^D} B > C.$$

For which values of  $g_C$  rule (40) will be satisfied?

**THEOREM 1**

Formula (40) is satisfied when:

a) For  $[q_C^D - q_N^D] > 0$

$$g_C < \frac{q_C^D + (1 - q_C^D)r - q_N^D(1 + \frac{C}{B})}{(q_C^D - q_N^D)(1 - r)}$$

$$g_C > 0 \quad \text{when} \quad q_N^D < \frac{q_C^D + (1 - q_C^D)r}{(1 + \frac{C}{B})}$$

$$g_C < 1 \quad \text{when} \quad q_N^D > \frac{r}{r + \frac{C}{B}}$$

Then  $0 < g_C < 1$  if

$$\frac{r}{r + \frac{C}{B}} < q_N^D < \frac{q_C^D + (1 - q_C^D)r}{(1 + \frac{C}{B})}$$

b) For  $[q_C^D - q_N^D] < 0$

$$g_C > \frac{q_C^D + (1 - q_C^D)r - q_N^D(1 + \frac{C}{B})}{(q_C^D - q_N^D)(1 - r)}$$

$$g_C > 0 \quad \text{when} \quad q_N^D > \frac{q_C^D + (1 - q_C^D)r}{(1 + \frac{C}{B})}$$

$$g_C < 1 \quad \text{when} \quad q_N^D < \frac{r}{r + \frac{C}{B}}$$

Then  $0 < g_C < 1$  if

$$\frac{r}{r + \frac{C}{B}} > q_N^D > \frac{q_C^D + (1 - q_C^D)r}{(1 + \frac{C}{B})}$$

Proof in Appendix 11

Thus if  $[q_C^D - q_N^D] > 0$ , then polymorphic state  $\frac{q_C^D + (1 - q_C^D)r - q_N^D(1 + \frac{C}{B})}{(q_C^D - q_N^D)(1 - r)}$  is stable, but cooperative strategy cannot dominate the population. On the other hand, if  $[q_C^D - q_N^D] < 0$  then the monomorphic cooperative population is stable, but the rare cooperative strategy cannot successfully invade the population. Therefore, when  $[q_C^D - q_N^D] > 0$ , cooperators can spread in the population until reaching a stable mixed state. If for some reason, parameters change, leading to  $[q_C^D - q_N^D] < 0$ , then cooperators can dominate the population or die out due to random fluctuation of the population state.

## 7 Discussion

We combined the demographic game approach (with explicit mortality and fertility payoffs) with classical inclusive fitness theory and Hamilton's rule. The model parameterized by survival probability differences of the critical event was derived. The model was applied to the predator alarm call problem. An important aspect of this type of problems, which cannot be modeled by standard game theory, is that we have two roles. The first role is the active donor exhibiting the strategy, while the second is the passive receiver whose strategy is latent. The assumption that receivers are passive and their strategies latent is crucial from a biological point of view. "Additivity" of payoffs (also called "equal gains from switching" property) is the logical result of this assumption. The cost for the donors is not the result of the receivers' strategy but from the external threat that affects the receiver and thus the

helping donor. The "nonadditive" cases assume that, for example, donors provide different benefits for different strategies, which contradicts the receiver passivity assumption. This implies the need for external mechanisms to discern strategies and identify non-cooperative individuals. The classical formulation works well for cases when roles are independently drawn at every focal interaction event, and not only for pairwise interactions. A good example of a problem of this type is Haldane's anecdotal claim "*I would gladly give up my life for two brothers or eight cousins*", describing the provision of help for a drowning individual. However, in some problems, this may not be the case. Then we need the generalization described in the main result of the paper.

## 7.1 Main result: Rule for cooperation under state distribution asymmetry

These complicated cases can be described by models extended by equations describing the role-switching dynamics (Argasinski and Rudnicki 2021). An important result shown by the new framework is that different strategies may have different role distributions. The resulting equilibria (if they exist) of the role distributions should be considered in the general rule for cooperation, describing the generalization of the classical theory. However, even in the simplest case of switching dynamics with constant switching rates, the substitution of the calculated equilibria to the selection rule lead to extremely complicated nonlinear condition.

We thus obtain the general condition affected by differences in role distributions, which may be termed *state distribution asymmetry*. In addition to the classical components describing the cost and benefit, the resulting condition contains a third component. This component may have different interpretations depending on its value. If cooperative donors' mortality is smaller than the mortality of the helped receivers, and it can be termed the *survival surplus*, and it should be added to the actual benefit in the general rule for cooperation. Then cooperative strategy can win even in the case of an inefficient assortment mechanism (i.e. when the probability of receiving help for noncooperators is slightly greater than for cooperators). Note that this situation is completely impossible from the point of view of the classical theory. In the second case, when cooperative donors' mortality is greater than the mortality of the helped receivers, therefore, the component can be termed the *sacrifice cost*. This component should be subtracted from the actual benefit in the general rule for cooperation. See Appendix 12 for resulting research perspectives.

### References:

- Alger I, Weibull JW (2012) A generalization of Hamilton's rule—Love others how much? *J Theor Biol* 299:42-54
- Allen B (2015) Inclusive fitness theory becomes an end in itself. *BioScience* 65(11) 1103-1104
- Allen B, Nowak MA (2016) There is no inclusive fitness at the level of the individual. *Current Opinion in Behavioral Sciences* 12 122-128
- Argasinski K (2006) Dynamic multipopulation and density dependent evolutionary games related to replicator dynamics. A metasimplex concept. *Math Biosci* 202 88-114
- Argasinski K (2012) The dynamics of sex ratio evolution Dynamics of global population parameters. *J Theor Biol* 309 134-146
- Argasinski K (2013) The Dynamics of Sex Ratio Evolution: From the Gene Perspective to Multilevel Selection. *PLoS ONE* 8(4) e60405
- Argasinski K (2018) The dynamics of sex ratio evolution: the impact of males as passive gene carriers on multilevel selection. *Dyn Gam App* 8(4) 671-695
- Argasinski K, Broom M (2013) Ecological theatre and the evolutionary game: how environmental and demographic factors determine payoffs in evolutionary games. *J Math Biol* 1;67(4):935-62
- Argasinski, K Broom M (2018a) Interaction rates, vital rates, background fitness and replicator dynamics: how to embed evolutionary game structure into realistic population dynamics. *Theo Bio* 137(1) 33-50
- Argasinski K Broom M (2018b) Evolutionary stability under limited population growth: Eco-evolutionary

feedbacks and replicator dynamics. *Ecol Complex* 34 198-212  
 Argasinski K Broom M (2021) Towards a replicator dynamics model of age structured populations, *J. Math. Biol.*, 82(5), 1-39.  
 Argasinski K Rudnicki R (2021) Replicator dynamics for the game theoretic selection models based on state, *J Theor Biol* 110540  
 de Assis, LME, de Assis RA, Ceconello M and Venturino E, (2018) Models for alarm call behaviour. *Theoretical Ecology*, 11, pp.1-18.  
 Birch J (2017) The inclusive fitness controversy: finding a way forward. *Royal Society open science* 4(7) 170335  
 Birch J (2014) Hamilton's Rule and Its Discontents *The British Journal for the Philosophy of Science* 65 (2), 381-411  
 Birch J. (2019). Inclusive fitness as a criterion for improvement. *Studies in History and Philosophy of Science Part C: Studies in History and Philosophy of Biological and Biomedical Sciences*, 76, 101186.  
 Birch J, Okasha S (2015) Kin Selection and Its Critics *BioScience* 65 (1), 22-32  
 Bourke AF (2021). The role and rule of relatedness in altruism. *Nature* 392-394  
 Broom M, Rychtář J (2013). *Game-theoretical models in biology*. CRC Press  
 Broom M, Erovenko IV, Rychtář J (2020). Modelling evolution in structured populations involving multiplayer interactions. *Dynamic Games and Applications*, 1-24  
<https://www.britannica.com/science/animal-behavior/Function#ref1043131>  
 Cressman R (1992) *The Stability Concept of Evolutionary Game Theory* Springer  
 Doebeli M, Ispolatov Y, Simon B (2017) Point of view: Towards a mechanistic foundation of evolutionary theory. *Elife* 6 e23804  
 Doebeli M, Hauert C (2006) Limits of Hamilton's rule. *J Evol Biol* 19(5) 1386-1388  
 Dunford, C., 1977. Kin selection for ground squirrel alarm calls. *The American Naturalist*, 111(980), pp.782-785.  
 Fletcher JA, Doebeli M, (2008) A simple and general explanation for the evolution of altruism. *Proc of the R Soc B: Biological Sciences* 276(1654) 13-19  
 Fletcher JA, Zwick M, Doebel M, Wilson DS (2006) What's wrong with inclusive fitness? *TREE* 21(11) 597-598  
 Friedman D, Sinervo B, (2016). *Evolutionary games in natural, social, and virtual worlds*. Oxford University Press.  
 Gardner A, West SA, Wild G (2011) The genetical theory of kin selection. *J Evol Biol* 24(5) 1020-1043  
 Geritz SA , Kisdi É (2012) Mathematical ecology: why mechanistic models? *J Math Biol*, 65(6), 1411-1415  
 Gintis H (2014) Inclusive fitness and the sociobiology of the genome. *Biol Philos* 29(4) 477-515  
 Grafen A (2006) Optimization of inclusive fitness. *J Theor Biol* 238(3) 541-563  
 Griesser, M. 2013 Do warning calls boost survival of signal recipients? Evidence from a field experiment in a group-living bird species. *Frontiers in Zoology* 10: 1-5.  
 Hofbauer J, Sigmund K (1988) *The Theory of Evolution and Dynamical Systems*. Cambridge University Press  
 Hofbauer J, Sigmund K (1998) *Evolutionary Games and Population Dynamics*. Cambridge University Press  
 Hoogland, JL (1983). Nepotism and alarm calling in the black-tailed prairie dog (*Cynomys ludovicianus*). *Animal Behaviour*, 31(2), pp.472-479.  
 Houston AI, McNamara J (1999) *JM Models of adaptive behaviour: an approach based on state*. Cambridge University Press;  
 Houston AI, McNamara J (2005) John Maynard Smith and the importance of consistency in evolutionary game theory. *Biol Phil* 20(5) 933-950  
 Hauert C, Holmes M, Doebeli M (2006) Evolutionary games and population dynamics: maintenance of cooperation in public goods games. *Proc R Soc B: Biological Sciences* 273(1600) 2565-2570

- Hauert C, Wakano JY, Doebeli M, (2008) Ecological public goods games: cooperation and bifurcation. *Theor Pop Biol* 73(2)257-263
- Karlin S, Matessi C (1983) The Eleventh R.A. Fisher Memorial Lecture: Kin selection and altruism. *Proc. R. Soc. Lond. B* 219, 327-353.
- Koliofotis V Verreault-Julien P (2022). Hamilton’s rule: A non-causal explanation?. *Studies in History and Philosophy of Science*, 92, 109-118
- Kramer J, Meunier J (2016) Kin and multilevel selection in social evolution: a never-ending controversy? *F1000Research*, 5
- Lehmann L, Keller L (2006). The evolution of cooperation and altruism – a general framework and a classification of models. *Journal of evolutionary biology*, 19(5), 1365-1376.
- Levin, SR, Grafen A (2019). Inclusive fitness is an indispensable approximation for understanding organismal design. *Evolution*, 73(6), 1066-1076.
- Levin, SR, Grafen A (2021). Extending the range of additivity in using inclusive fitness. *Ecology and Evolution*, 11(5), 1970-1983.
- Marshall JA (2015) *Social evolution and inclusive fitness theory: an introduction*. Princeton University Press
- Marshall JA (2016) What is inclusive fitness theory, and what is it for? *Current Opinion in behavioral Sciences* 12 103-108
- Maynard Smith J (1982) *Evolution and the Theory of Games*. Cambridge University Press Cambridge, United Kingdom
- Maynard Smith J.(1965) "The evolution of alarm calls." *The American Naturalist* 99, no. 904: 59-63.
- Matessi C, Karlin S, (1984) On the evolution of altruism by kin selection. *Proc. Natl. Acad. Sci. USA* 81, 1754-1758.
- Matessi C, Karlin S, (1986) Altruistic behavior in sibling groups with unrelated intruders. In: Karlin, S., Nevo, E. (Eds.), *Evolutionary Process and Theory*. Academic Press, Orlando, Fla, 689–724
- McElreath R, Boyd R (2008) *Mathematical models of social evolution: A guide for the perplexed*. University of Chicago Press
- McNamara JM (2013), Towards a richer evolutionary game theory. *J Roy Soc Interface* 10(88) 20130544
- McNamara JM., Leimar O, (2020). *Game Theory in Biology: Concepts and Frontiers*. Oxford University Press, USA.
- Metz JAJ (2008), Fitness. In: Jørgensen SE, Fath BD (Eds.) *Evolutionary Ecology*. In: *Encyclopedia of Ecology* vol. 2 Elsevier pp. 1599–1612
- Nowak MA (2006), Five rules for the evolution of cooperation. *Science* 314(5805) 1560-1563
- Nowak MA, Sigmund K, (1990). The evolution of stochastic strategies in the prisoner’s dilemma. *Acta Applicandae Mathematica*, 20(3), 247-265
- Nowak MA, Tarnita, CE, Wilson EO (2010) The evolution of eusociality. *Nature*, 466(7310) 1057
- Nowak M A , McAvoy A , Allen B, Wilson EO (2017) The general form of Hamilton’s rule makes no predictions and cannot be tested empirically. *PNAS* 114(22) 5665-5670
- Okasha S (2016). On Hamilton’s rule and inclusive fitness theory with nonadditive payoffs. *Philosophy of Science*, 83(5), 873-883.
- Okasha S, Martens J (2016) The causal meaning of Hamilton’s rule. *R Soc Open Science* 3(3) 160037
- Okasha S, Martens J (2016). Hamilton’s rule, inclusive fitness maximization, and the goal of individual behaviour in symmetric two-player games. *Journal of evolutionary biology*, 29(3), 473-482.
- Park JH (2007) Persistent misunderstandings of inclusive fitness and kin selection: Their ubiquitous appearance in social psychology textbooks. *Evol Psychol* 5(4) 147470490700500414
- Perc M, Gómez-Gardenes J, Szolnoki A, Floría LM, Moreno Y (2013). Evolutionary dynamics of group interactions on structured populations: a review. *Journal of the royal society interface*, 10(80), 20120997.
- Queller, D. C. (1985). Kinship, reciprocity and synergism in the evolution of social behaviour. *Nature*, 318(6044), 366-367.

- Ripperger SP, Stockmaier S, Carter GG (2020). Tracking sickness effects on social encounters via continuous proximity sensing in wild vampire bats. *Behavioral Ecology*, 31(6), 1296-1302.
- Rousset F, Lion S (2011) Much ado about nothing: Nowak et al.'s charge against inclusive fitness theory. *J Evol Biol* 24(6) 1386-1392
- Rousset F (2015). Regression, least squares, and the general version of inclusive fitness. *Evolution*, 69(11), 2963-2970
- Roff DA (2008) Defining fitness in evolutionary models. *J Genet* 87 339-348
- Ross C, Rychtář J, Rueppell O (2015). A structured population model suggests that long life and post-reproductive lifespan promote the evolution of cooperation. *J Theor Biol*, 369, 85-94
- Sherman, P. W. (1977). Nepotism and the Evolution of Alarm Calls: Alarm calls of Belding's ground squirrels warn relatives, and thus are expressions of nepotism. *Science*, 197(4310), 1246-1253.
- Sun S, Broom M, Johannis M, Rychtář J (2021). A mathematical model of kin selection in floral displays. *J Theor Biol*, 509 110470
- Tamachi, N., 1987. The evolution of alarm calls: an altruism with nonlinear effect. *Journal of theoretical biology*, 127(2), pp.141-153.
- Taylor, R.J., Balph, D.F. and Balph, M.H., 1990. The evolution of alarm calling: a cost-benefit analysis. *Animal Behaviour*, 39(5), pp.860-868.
- Thompson E, Everett J, Rowell JT, Rychtář J, Rueppell O (2015). The evolution of cooperation is affected by the persistence of fitness effects, the neighborhood size and their interaction. *Letters in biomathematics*, 2(1), 67-78
- Thompson, GJ (2006). Kin selection in disguise?. *Insectes sociaux*, 53(4), 496-497.
- Thompson GJ, Hurd PL, Crespi BJ (2013). Genes underlying altruism. *Biology letters*, 9(6), 20130395.
- Tripet F Nonacs P (2004). Foraging for work and age-based polyethism: the roles of age and previous experience on task choice in ants. *Ethology*, 110(11), 863-877.
- Van Veelen M (2009) Group selection, kin selection, altruism and cooperation: when inclusive fitness is right and when it can be wrong. *J Theor Biol* Aug 7;259(3):589-600
- Van Veelen M, Allen B, Hoffman M, Simon B, Veller C (2017) Hamilton's rule. *J Theor Biol* 414 176-230
- van Veelen, M. (2018). Can Hamilton's rule be violated?. *eLife*, 7, e41901.
- Wenseleers T (2006) Modelling social evolution: the relative merits and limitations of a Hamilton's rule-based approach. *J Evol Biol* 19(5) 1419-1422
- West SA, Griffin AS, Gardner A (2007) Social semantics: altruism, cooperation, mutualism, strong reciprocity and group selection. *J Evol Biol* 20(2) 415-432
- West SA, El Mouden C, Gardner A (2011) Sixteen common misconceptions about the evolution of cooperation in humans. *Evol Hum Beh* 32(4), 231-262
- Wild G, Traulsen A (2007). The different limits of weak selection and the evolutionary dynamics of finite populations. *J Theor Biol*, 247(2), 382-390.
- Wilson EO Hçlldobler B (2005) Eusociality: Origin and consequences. *P. Natl. Acad. Sci. USA* 102: 13367-13371.

## Appendix 1 Inclusive fitness and Hamilton's Rule (counterfactual method)

In the frequency-dependent evolutionary game structure, survivors of the focal interaction split up, and the lonely look for another random encounter. If the frequency of cooperators is low, then the chance of receiving help from another cooperator is small. However, when the assumption of a panmictic population is relaxed, cooperative individuals can perform altruistic actions (with an associated cost) toward individuals that can be recognized by some observable cues. Some authors assumed the existence of some assortment mechanism making pairing of cooperators with cooperators more likely



(McElreath and Boyd 2008, Fletcher and Doebeli 2008). We do not specify here the underlying mechanism (kinship, reciprocity, etc.) determining the subjects of altruism. However, the recognition rule is uncertain since individuals do not always exhibit the cues revealing their strategy. Individuals may be familiar with the cooperative individual according to the assortment mechanism operating at the population level. They can simply follow the confirmed cooperator and support him when he acts as the receiver or abandon the non-cooperator. This leads to the aggregation of cooperative groups, where the probability of being helped is significantly greater than that resulting from purely random encounters. The importance of clustering for the spread of cooperation was also demonstrated by models of structured populations and games on graphs (Perc et al 2013, Ross et al 2015, Thompson et al 2015, Broom et al 2020). Therefore we can define the assortment probabilities  $p_C^R$  and  $p_N^R$  of being covered by some neighboring cooperating donor, which may result from some population mechanisms. Then the condition for the greater growth of cooperators than non-cooperators is described by a general formula:

$$[p_C^R - p_N^R] B > C, \quad (41)$$

where cost  $C$  and benefit  $B$  describe the fitness effects of the altruistic action on donor and receiver and  $p_C^R$  and  $p_N^R$  are probabilities of receiving help for both strategies. This formula (or similar ones) can be found in many papers (for example, McElreath and Boyd 2008, Fletcher and Doebeli 2008, Alger and Weibull 2012, Okasha and Martens 2016). It means that the cost interpreted as the donor's mortality increase should be smaller than the sum of the fitness effects resulting from mortality decreases of the receivers. The above condition can be satisfied only for  $p_C^R > p_N^R$ , which means that cooperators are more likely to receive help than defectors, which can be caused by different mechanisms. Indeed, for the low frequencies of the cooperators, this assortment can be realized by a very simple mechanism. In this special case, termed **kin selection** interactions are limited to kin only. Thus, instead of guessing the strategy of the assorted receiver, donors support only kin of some specific degree (for example, only brothers and sisters or only cousins). In the general case, we can describe the degree of kinship between two individuals as the number  $k$  of ancestor generations till the last common ancestor (then,  $r$  is the probability that both actors share the altruist gene from a common ancestor, hereafter referred to as kin relatedness). The cooperative donor after kin recognition pays the conditional cost  $C$  and delivers the conditional benefit  $B$ . However, for different strategies, we have different conditional probabilities that this potential kin donor is a carrier of the altruist gene ( $p_C^{kin}$  and  $p_N^{kin}$ , respectively). The derivation of these probabilities can be found in McElreath and Boyd (2008). The difference from (41) is that in the kin selection case,  $p_s^{kin}$  describes the probability of inheriting the cooperative strategy from some random ancestor, not being helped by some assorted cooperator as the parameters  $p_s^R$  in formula (41). The receiver carries the same gene from a common ancestor with probability  $r$ , but he can also carry this gene from another source with probability proportional to the cooperative gene frequency (described by the parameter  $g_C$ ). Similarly, a kin individual of a noncooperative receiver does not carry the cooperative gene with probability  $r$  but can also carry it from other sources with probability  $g_C$ . When we limit interactions to kin with relatedness  $r$ , then

$$p_C^{kin} = r(1) + (1 - r)g_C \quad \text{and} \quad p_N^{kin} = r(0) + (1 - r)g_C \quad (42)$$

and the brackets (0) and (1) describe multiplication by probabilities 1 and 2. Since  $p_C^{kin} - p_N^{kin} = r$ , formula (41) becomes

$$rB > C, \quad (43)$$

which is the classical Hamilton's rule. Therefore, the limitation of altruistic actions to kins is the strategy to overcome the pressure of frequency-dependent selection. It produces a selective advantage independently of the cooperative gene frequency in the population. The disadvantage is that the range of possible cooperation is dramatically reduced. From the point of view of our panmictic population, it should be regarded as the evolution of nepotism rather than altruism since it involves the refusal to help nonkin. This is supported by empirical observations (Dunford 1977, Sherman 1977, Hoogland

1983). Note that the condition (43) is similar to the condition for the positive growth of cooperators  $C < p_C^R B$  (when we assume  $r_s = p_C^R$ ), and the difference is that the parameter  $r_s$  (probability of identity by state) is replaced by  $r$  (probability of identity by descent). This may be misleading and potentially can cause misunderstanding (see Appendix 2 for a detailed discussion on this problem).

## Appendix 2: What is the difference between $C < r_s B$ and $C < r B$ ?

In addition to popular fallacies (Park 2007, West et al. 2011) associated with Hamilton’s rule, there is one popular mistake related to the relationships between inclusive fitness and kin selection concepts. The question is: should the relatedness be defined as the probability that the receiver is the carrier of the cooperative gene, or should it also be inherited from the common ancestor? This problem was critically discussed by Gintis (2013) and can be found, for example, in Bourke (2011). Moreover, Encyclopedia Britannica states that

*“Relatedness is the probability that a gene in the potential altruist is shared by the potential recipient of the altruistic behavior”*

without explicit reference to genealogy. Thus in this case we have  $r_s = p_C^R$ . The source of the problem is as follows: , the condition for positive growth  $C < r_s B$  reduces to

$$C < r_s B = p_C^{kin} B = [r + (1 - r)g_C] B$$

for the kin selection case. On the other hand, the general condition for cooperation  $C < [p_C^R - p_N^R] B$  (41) in the kin selection case reduces to  $C < r B$ . Then, the relationships between  $r_s$  and  $r$  can be summarized as

$$\begin{aligned} C < r_s B \simeq p_C^{kin} B &\implies C < (r + (1 - r)g_C) B. \\ C < [p_C^{kin} - p_N^{kin}] B &\implies C < r B. \end{aligned}$$

Thus, what is the difference between  $C < r_s B$  and  $C < r B$ ? The condition  $C < r_s B$ , where  $r_s$  is the probability that the receiver is the carrier of the cooperative gene (*identity by state* in terms of population genetics), is the condition for a positive impact of the act of altruism on the growth rate of cooperators. Thus, it is not sufficient for the spread of altruism. On the other hand, the condition  $C < r B$ , where  $r$  is the probability that the receiver inherited cooperative genes from the common ancestor (*identity by descent*), is the condition for greater growth of cooperators over noncooperators. This is the correct condition for altruism, albeit limited to kin only. This aspect is important from an educational point of view. Hamilton’s rule  $C < r B$  is not obvious and intuitive without the explanation that it results from condition (41). When presented alone, the rule can easily “mutate” into condition  $C < r_s B$ , which is intuitive but not sufficient for the spread of the cooperative trait. Thus, the risk of possible misunderstanding is very high. Therefore, textbooks and popular science papers should clearly explain the whole chain of reasoning of how we derive Hamilton’s rule from the more general condition (41).

## Appendix 3 Basic assumptions of event-based modeling and demographic game approach

The event-based approach focused on the explicit dynamics of interaction events in time, and the aggregation of their outcomes was introduced in Argasinski and Broom (2012) later extended and clarified in Argasinski and Broom 2018a and completed with the derivation of eco-evolutionary stability

conditions in Argasinski and Broom 2018b. For the derivation of the growth equation, we can use the method from Argasinski and Broom (2018a). Assume that individuals are involved in different types of interaction events described by demographic outcomes (mortality and fertility). We can derive the vital rates (birth and death rates) as the product of interaction rates and demographic parameters describing the number of offspring and the probability of death in a single interaction. The general growth equation of the subpopulation of individuals with strategy  $s$  (described by subscript  $s$ , while superscript  $j$  describes the event type) is

$$\dot{n}_s = n_s \sum_j \tau^j (W_s^j - d_s^j), \quad (44)$$

where

$\tau^j$  is the interaction rate (event occurrence rate) of the  $j$ -th type event,

$W_s^j$  is the fertility payoff (number of offspring) in the  $j$ -th type event, and

$d_s^j$  is the mortality payoff in the  $j$ -th type event.

The analyzed trait under selection, described by different strategies, may affect few or even only one type of interaction (we limit our attention to this case). This interaction is described as the *focal game* (described by  $\tau^f$ ,  $W_s^f$  and  $d_s^f$ ). Other types of events constitute the background fitness, which is the same for all strategies

$$R_b = \frac{\sum_{j \neq f} \tau^j (W_s^j - d_s^j)}{\tau^f}. \quad (45)$$

Some of the background events may depend on the population size; thus, the  $R_b$  parameter may be a function describing the density-dependent effects (for simplicity, we do not describe this explicitly). This leads to the basic growth equation

$$\dot{n}_s = n_s \tau^f (R_b + W_s^f - d_s^f),$$

where  $\tau^f$  can be removed by changing the timescale. For the subject of our paper, in most basic cases, the altruistic action can be expressed in terms of the average mortality  $d_s^f$  (or equivalently survival) of the individual carrying strategy  $s$ . Therefore, the fertility payoffs will be not present due to the lack of direct fertility outputs related to those events, leading to

$$\dot{n}_s = n_s (R_b - d_s^f), \quad (46)$$

Then equation (46) can be rescaled to replicator dynamics coupled with state-switching dynamics (Argasinski and Rudnicki 2021). In this paper will use one of the most simple variants of this approach. Because this is a novel methodology, the state-switching equations will be carefully re-derived in the Results section.

## 8 Appendix 4: Relationships with matrix game-theoretic payoff functions and the "additivity" issue

One of the serious problems raised in the ongoing discussion is the question of the additivity of payoffs (Levin and Grafen 2019 and 2021). Many authors have claimed that inclusive fitness models do not work for "nonadditive" payoff functions (Nowak et al. 2010, van Veelen 2009, Okasha and Martens 2016). This has later been clarified (van Veelen et al 2017) through the introduction of the distinction between the "counterfactual method" (originated by Karlin and Matessi 1983 and Matessi and Karlin 1984, 1986) based on the differences in fitness resulting from different actions (**this method is used in our paper**) and the more general but more complicated "regression method" (Gardner 2006, Marshall 2015, Rousset 2015, Okasha 2016) defining relatedness as the regression coefficient. The

general claim (van Veelen et al 2017) is that for additive models, where the “**equal gains from switching**” property (which means equality of the sums of elements on both diagonals of the payoff matrix; Nowak and Sigmund 1990, Wild and Traulsen 2007) is satisfied, both methods are equivalent. However, the regression method also works for nonadditive cases, but the obtained versions of the Hamilton’s rule are not unique. The basic matrix model used in literature is the donation game with unspecified (positive) cost  $c$  and benefit  $b$  (Marshall 2015, van Veelen et al. 2017), which can be presented in the form:

$$\begin{bmatrix} 0 & b \\ c & b - c \end{bmatrix}. \quad (47)$$

In van Veelen et al. (2017), it is described as “*the game between two possible donors*” and is completed by the form exposing “*what the **opponent** gets*”:

$$\begin{bmatrix} 0, 0 & b, c \\ c, b & b - c, b - c \end{bmatrix}. \quad (48)$$

Note that the receiver is not an opponent but a troubled individual who needs help, and an altruistic act is not a conflict. The above matrices are additive, which is criticized as a framework limitation. Additivity means that for the matrix

$$\begin{bmatrix} a & b \\ c & d \end{bmatrix}, \quad (49)$$

we have the property  $a + d = c + b$ , termed “equal gains from switching”. This implies conditions i)  $y = a - b = c - d$  and ii)  $x = a - c = b - d$ . Those conditions allow for presentation of matrix (49) in the forms

$$\text{i) } \begin{bmatrix} a & a - y \\ c & c - y \end{bmatrix} \quad \text{ii) } \begin{bmatrix} a & b \\ a - x & b - x \end{bmatrix}. \quad (50)$$

When we combine conditions i) and ii) and subtract  $a$  from all entries, we get the matrix

$$\begin{bmatrix} 0 & -y \\ -x & -x - y \end{bmatrix}, \quad (51)$$

and the values  $x$  and  $y$  can be termed row and column effects. Then, row effect  $x$  is the result of the action of the focal agent, and it is independent of the strategy of the opponent. Similarly, column effect  $y$  is the result of the opponent’s action and is independent of the action of the focal player. This indeed looks artificial from the perspective of the standard game theory. In Van Veelen (2018) the additivity is described as:

*Equal gains from switching means that the fitness effects (the costs and benefits) of the social behaviour are independent of who else contributes, **and also independent of whether or not the recipient performs the behaviour.***

However, if the receiver performs the altruistic act, then he becomes the donor. Terminology and mathematics of non-cooperative games seems to be inappropriate since it ignores the division between active donors and passive receivers. Let us analyze the additivity issue from the point of view of our simple model with an explicit distribution of roles. In the matrix form, it can be described as the receiver and donor mortality matrices, where the first (second) row/column describes the noncooperator (cooperator)

$$\begin{bmatrix} d^R(N) & d^R(N) - B \\ d^R(N) & d^R(N) - B \end{bmatrix} \quad \text{and} \quad \begin{bmatrix} d_N^D & d_N^D \\ d_N^D + C & d_N^D + C \end{bmatrix},$$

which can be presented in the combined asymmetric form for bimatrix games (**entries describe pairs of payoffs for both players, while column player is the active donor and the row player is the passive receiver**)

$$\begin{aligned} & \begin{bmatrix} d^R(N), d_N^D & d^R(N) - B, d_N^D + C \\ d^R(N), d_N^D & d^R(N) - B, d_N^D + C \end{bmatrix} = \\ & (d^R(N), d_N^D) \begin{bmatrix} 1, 1 & 1, 1 \\ 1, 1 & 1, 1 \end{bmatrix} + \begin{bmatrix} 0, 0 & -B, C \\ 0, 0 & -B, C \end{bmatrix}. \end{aligned}$$

Our matrix takes into account the distinction between roles, and one donor and one receiver always participates in a single interaction. Thus, each entry of our matrix may contain maximally one cost and one benefit term and each altruist behaviour always produces a single cost and single benefit. There is no benefit without a cost. Note that in a similar matrix (48) that ignores role division, we have two costs and two benefits for the entry describing the interaction between two cooperators. In addition, in cooperator-noncooperator interactions, the cooperator is always active and generates the cost and benefit when acting as a row player and a column player. This is inconsistent with the assumption that the donor pays a cost, and the receiver consumes the benefit. The proper generalized matrix of the average payoffs should describe the values averaged over the role distributions. Let us start from the simplest case of pure frequency dependence (as in the classical game theory), which implies  $p_C^R = p_N^R = g_C$ . Then the vector of average mortalities  $q^D d_s^D + (1 - q^D) d^R(p_s^R)$  resulting from functions  $d_C^f$  and  $d_N^f$  (9,10) for both strategies (which can be decomposed into the background growth rate and the matrix of differences resulting from the strategies) is

$$\begin{aligned} & \begin{bmatrix} q^D d_N^D + (1 - q^D) [d^R(N) - g_C B] \\ q^D [d_N^D + C] + (1 - q^D) [d^R(N) - g_C B] \end{bmatrix} \\ & = \begin{bmatrix} q^D d_N^D + (1 - q^D) d^R(N) - (1 - q^D) g_C B \\ q^D d_N^D + (1 - q^D) d^R(N) - (1 - q^D) g_C B + q^D C \end{bmatrix} \\ & = (q^D d_N^D + (1 - q^D) d^R(N)) \begin{bmatrix} 1 \\ 1 \end{bmatrix} \\ & + \begin{bmatrix} 0 & -(1 - q^D) B \\ q^D C & q^D C - (1 - q^D) B \end{bmatrix} \begin{bmatrix} 1 - g_C \\ g_C \end{bmatrix} \end{aligned}$$

Strategy frequencies affect benefits only. Assumption of pairwise interactions (a single donor helping a single receiver; thus  $x = 1$ ) implies  $q^D = 0.5$ , which leads to the matrix equivalent to (47), but with negative benefit and positive cost expressed in terms of differences in mortality:

$$0.5 \begin{bmatrix} 0 & -B \\ C & C - B \end{bmatrix}. \quad (52)$$

If we replace pure frequency dependence with assortment mechanism, then multiplication by the vector  $[1 - g_c, g_c]^T$ , should be replaced by elementwise multiplication by a matrix of assortment probabilities

$$\begin{bmatrix} 1 - p_N^R & p_N^R \\ 1 - p_C^R & p_C^R \end{bmatrix}.$$

Then the average payoff can be obtained by summing the row entries for the respective strategy. Note that this structure is additive (and has equal gains from switching property) by definition. Then, for every value of  $p_C^R$ , the cooperator's payoff has the form  $C - p_C^R B$  and noncooperators  $p_N^R B$  (in this case the cost  $C$  is paid by a cooperative donor). Thus, each altruistic act is associated with the same cost  $C$  and benefit  $B$ , which are equivalent to row effect  $x$  and column effect  $y$  in matrix (51). Nonadditivity (which can be introduced by adding some value  $D$  to some entry of the matrix; Marshall 2015) implies a violation of this property, resulting from the assumption of passive indistinguishable

receivers and the resulting equal cost of helping for all strategies of receivers. Thus, it is not surprising that Hamilton's rule is not satisfied for "nonadditive" payoff matrices. When we add a new parameter  $D$  to the matrix (47), then it should also appear in the resulting condition for cooperation. Then, the standard Hamilton's rule, which is free from  $D$  cannot be valid, and additional factors such as "synergy coefficients" proposed by Queller (1985) should be added. Thus, "additivity" is not a limitation of the counterfactual method but a necessary property resulting from the underlying biological assumptions and the logic of the modeled class of problems. This is the logical result of the distinction between passive indistinguishable receivers (whose strategies are latent) and active donors, which bear the unified cost resulting from the external threat affecting endangered receivers. This method also works for matrix games with additive payoffs, but this is a byproduct resulting from the coincidence. Thus, there is no biological reason that the survival of the cooperative receiver should be greater than that of a noncooperative receiver, as in the case of "nonadditive" payoffs (Marshall 2015). **Therefore, while the regression method can be used in nonadditive models, it seems that for the counterfactual method, nonadditivity is also not a problem, but for different reasons. Simply, we don't need "nonadditive" payoffs in the counterfactual method models.**

## Appendix 5: Derivation of the role switching dynamics

Equations (16) can be presented in the form

$$\begin{aligned} \dot{n}_s^1 &= n_s^1 \left[ R_b + R_s^1 + \frac{n_s^2}{n_s^1} \Lambda^2 - \Lambda^1 \right] \\ \dot{n}_s^2 &= n_s^2 \left[ R_b + R_s^2 + \frac{n_s^1}{n_s^2} \Lambda^1 - \Lambda^2 \right] \end{aligned}$$

The above system can be rescaled to single replicator equation for two strategies

$$\dot{q}_s^1 = q_s^1(1 - q_s^1) [M_s^1 - M_s^2], \quad (53)$$

where

$$M_s^1 = R_b + R_s^1 + \frac{n_s^2}{n_s^1} \Lambda^2 - \Lambda^1 \quad \text{and} \quad M_s^2 = R_b + R_s^2 + \frac{n_s^1}{n_s^2} \Lambda^1 - \Lambda^2.$$

Then, the background growth rate  $R_b$  cancels out. The terms describing the switching dynamics in (16) expressed in terms of frequencies  $q_s^i = n_s^i / (n_s^1 + n_s^2)$  have the forms

$$\frac{n_s^2}{n_s^1} \Lambda^2 - \Lambda^1 = \frac{(1 - q_s^1)}{q_s^1} \Lambda^2 - \Lambda^1. \quad (54)$$

$$\frac{n_s^1}{n_s^2} \Lambda^1 - \Lambda^2 = \frac{q_s^1}{(1 - q_s^1)} \Lambda^1 - \Lambda^2 \quad (55)$$

The separate external bracketed term describing the switching dynamics is:

$$q_s^1 (1 - q_s^1) \left( \left[ \frac{(1 - q_s^1)}{q_s^1} \Lambda^2 - \Lambda^1 \right] - \left[ \frac{q_s^1}{(1 - q_s^1)} \Lambda^1 - \Lambda^2 \right] \right) \quad (56)$$

$$\begin{aligned} &= ((1 - q_s^1) [(1 - q_s^1) \Lambda^2 - q_s^1 \Lambda^1] + q_s^1 [(1 - q_s^1) \Lambda^2 - q_s^1 \Lambda^1]) \\ &= (1 - q_s^1) \Lambda_s^2 - q_s^1 \Lambda_s^1. \end{aligned} \quad (57)$$

Therefore, the equation describing the dynamics of the distribution of roles is:

$$\dot{q}_s^1 = q_s^1(1 - q_s^1) [R_s^1 - R_s^2] + [(1 - q_s^1) \Lambda^2 - q_s^1 \Lambda^1]. \quad (58)$$

## 9 Appendix 6: Derivation of the donor/receiver role switching dynamics

In effect, we obtain the following system of growth equations:

$$\dot{n}_C^D = n_C^D \left( R_b - (d_N^D + C) + \left( \frac{n_C^R}{n_C^D} \Lambda^R - \Lambda^D \right) \right) \quad (59)$$

$$\dot{n}_N^D = n_N^D \left( R_b - d_N^D + \left( \frac{n_N^R}{n_N^D} \Lambda^R - \Lambda^D \right) \right) \quad (60)$$

$$\dot{n}_C^R = n_C^R \left( R_b - d_C^R + \left( \frac{n_C^D}{n_C^R} \Lambda^D - \Lambda^R \right) \right) \quad (61)$$

$$\dot{n}_N^R = n_N^R \left( R_b - d_N^R + \left( \frac{n_N^D}{n_N^R} \Lambda^D - \Lambda^R \right) \right), \quad (62)$$

and after substitution of  $d_C^R$  (4) and  $d_N^R$  (6), equations (61) and (62) take the form

$$\dot{n}_C^R = n_C^R \left( R_b - d^R(N) + p_C^R B + \left( \frac{n_C^D}{n_C^R} \Lambda^D - \Lambda^R \right) \right) \quad (63)$$

$$\dot{n}_N^R = n_N^R \left( R_b - d^R(N) + p_N^R B + \left( \frac{n_N^D}{n_N^R} \Lambda^D - \Lambda^R \right) \right). \quad (64)$$

We can use (17) to describe the switching dynamics:

$$\dot{q}_s^D = ((1 - q_s^D) \Lambda^R - q_s^D \Lambda^D) - q_s^D (1 - q_s^D) [d_s^D(g, q) - d_s^R(g, q)], \quad (65)$$

leading to

$$\begin{aligned} \dot{q}_C^D &= ((1 - q_C^D) \Lambda^R - q_C^D \Lambda^D) \\ &\quad - q_C^D (1 - q_C^D) [d_N^D + C - (d^R(N) - p_C^R B)], \end{aligned} \quad (66)$$

$$\begin{aligned} \dot{q}_N^D &= ((1 - q_N^D) \Lambda^R - q_N^D \Lambda^D) \\ &\quad - q_N^D (1 - q_N^D) [d_N^D - (d^R(N) - p_N^R B)]. \end{aligned} \quad (67)$$

## Appendix 7: Derivation of selection dynamics

Recall the receiver mortalities and more complex functions (4), (6), (9) and (10).

$$d_N^D = d_N^D \quad (68)$$

$$d_C^D = d_N^D + C \quad (69)$$

$$d_N^R = d^R(N) - p_N^R B \quad (70)$$

$$d_C^R = d^R(N) - p_C^R B \quad (71)$$

and the average mortalities:

$$\begin{aligned} d_N^f &= q_N^D d_N^D + (1 - q_N^D) d_N^R \\ &= q_N^D d_N^D + (1 - q_N^D) (d^R(N) - p_N^R B) \end{aligned} \quad (72)$$

$$\begin{aligned} d_C^f &= q_C^D d_C^D + (1 - q_C^D) d_C^R \\ &= q_C^D (d_N^D + C) + (1 - q_C^D) (d^R(N) - p_C^R B) \end{aligned} \quad (73)$$

Then, the factor

$$\frac{(1 - q_C^D)}{q_C^D} p_C^R B$$

describes the aggregated benefit resulting from the single altruistic act. The selection of the strategies will be described by the equation

$$\dot{g}_C = g_C (1 - g_C) \left( d_N^f(q_N^D) - d_C^f(q_C^D) \right). \quad (74)$$

We have bracketed term  $(R_C - R_N) = \left( d_N^f(g, q) - d_C^f(g, q) \right)$  since mortalities are negative. Let us derive the bracketed term  $\left( d_N^f(g, q) - d_C^f(g, q) \right)$  from (25), where

$$d_C^f(q_C^D) = q_C^D d_N^D + (1 - q_C^D) d^R(N) - (1 - q_C^D) p_C^R B + q_C^D C \quad (75)$$

$$d_N^f(q_N^D) = q_N^D d_N^D + (1 - q_N^D) d^R(N) - (1 - q_N^D) p_N^R B. \quad (76)$$

The above payoffs can be presented as

$$d_C^f(q_C^D) = \tilde{d}_C - (1 - q_C^D) p_C^R B + q_C^D C \quad (77)$$

and

$$d_N^f(q_N^D) = \tilde{d}_N - (1 - q_N^D) p_N^R B, \quad (78)$$

where

$$\tilde{d}_C = q_C^D d_N^D + (1 - q_C^D) d^R(N) \quad (79)$$

$$\tilde{d}_N = q_N^D d_N^D + (1 - q_N^D) d^R(N) \quad (80)$$

describe the different basal average mortalities (in addition to the impact of strategic parameters  $C$  and  $B$ ) caused by distributions of states for both strategies and

$$\begin{aligned} \tilde{d}_N - \tilde{d}_C &= (q_N^D - q_C^D) d_N^D + [(1 - q_N^D) - (1 - q_C^D)] d^R(N) \\ &= (q_C^D - q_N^D) (d^R(N) - d_N^D), \end{aligned} \quad (81)$$

and thus,

$$\begin{aligned} d_N^f(q_N^D) - d_C^f(q_C^D) &= \\ \tilde{d}_N - \tilde{d}_C - (1 - q_N^D) p_N^R B + (1 - q_C^D) p_C^R B - q_C^D C &= \\ (q_N^D - q_C^D) (d_N^D - d^R(N)) + [(1 - q_C^D) p_C^R - (1 - q_N^D) p_N^R] B - q_C^D C, \end{aligned} \quad (82)$$

leading to the equation on strategy selection (25)

$$\begin{aligned} \dot{g}_C &= g_C (1 - g_C) [(q_N^D - q_C^D) (d_N^D - d^R(N)) \\ &\quad + [(1 - q_C^D) p_C^R - (1 - q_N^D) p_N^R] B - q_C^D C] \end{aligned} \quad (83)$$

## Appendix 8: Derivation of the rule for cooperation

a) Derivation of mortality functions (75) and (76) in terms of parameters  $B$ ,  $C$  and  $D$



$$d_C^f = q_C^D d_N^D + (1 - q_C^D) d^R(N) - (1 - q_C^D) p_C^R B + q_C^D C \quad (84)$$

$$= q_C^D d_N^D + (1 - q_C^D) (d_N^D + B + C + D) - (1 - q_C^D) p_C^R B + q_C^D C \quad (85)$$

$$= d_N^D + (1 - q_C^D) ((1 - p_C^R) B + D) + C \quad (86)$$

$$(87)$$

$$d_N^f = q_N^D d_N^D + (1 - q_N^D) d^R(N) - (1 - q_N^D) p_N^R B \quad (88)$$

$$= q_N^D d_N^D + (1 - q_N^D) (d_N^D + B + C + D) - (1 - q_N^D) p_N^R B \quad (89)$$

$$= d_N^D + (1 - q_N^D) (C + D) + (1 - q_N^D) (1 - p_N^R) B \quad (90)$$

$$= d_N^D + (1 - q_N^D) ((1 - p_N^R) B + D + C) \quad (91)$$

b) Derivation of the rule for cooperation

Condition  $d_N^f > d_C^f$  is

$$(1 - q_N^D) ((1 - p_N^R) B + D + C) > (1 - q_C^D) ((1 - p_C^R) B + D) + C \quad (92)$$

$$(1 - q_N^D) ((1 - p_N^R) B + D) - (1 - q_C^D) ((1 - p_C^R) B + D) > C - (1 - q_N^D) C \quad (93)$$

$$[(1 - q_N^D) (1 - p_N^R) - (1 - q_C^D) (1 - p_C^R)] B + [(1 - q_N^D) - (1 - q_C^D)] D > q_N^D C \quad (94)$$

$$[(1 - q_N^D) (1 - p_N^R) - (1 - q_C^D) (1 - p_C^R)] B + [q_C^D - q_N^D] D > q_N^D C \quad (95)$$

c) Derivation of the relative fitness effect surfaces by substitution  $D = 1 - B - C$

$$\begin{aligned} d_C^f &= (1 - q_C^D) ((1 - p_C^R) B + [1 - B - C]) + C \\ &= (1 - q_C^D) ((1 - p_C^R) B + 1 - B) + C - (1 - q_C^D) C \\ &= (1 - q_C^D) (1 - p_C^R B) + q_C^D C \end{aligned}$$

$$\begin{aligned} d_N^f &= (1 - q_N^D) ((1 - p_N^R) B + [1 - B - C] + C) \\ &= (1 - q_N^D) (1 - p_N^R B). \end{aligned}$$

## Appendix 9: Substitution of equilibria of the switching dynamics to the cooperation rule

a) Calculation of the stable role distributions for constant switching rates.

Recall the switching dynamics (96) and (22)

$$\begin{aligned} \dot{q}_C^D &= ((1 - q_C^D) \Lambda^R - q_C^D \Lambda^D) \\ &\quad - q_C^D (1 - q_C^D) [d_N^D + C - (d^R(N) - p_C^R B)] \end{aligned} \quad (96)$$

$$= \Lambda^R - q_C^D (\Lambda^R + \Lambda^D) - (q_C^D - (q_C^D)^2) [d_N^D + C - (d^R(N) - p_C^R B)] \quad (97)$$

$$\begin{aligned}\dot{q}_N^D &= ((1 - q_N^D) \Lambda^R - q_N^D \Lambda^D) \\ &\quad - q_N^D (1 - q_N^D) [d_N^D - (d^R(N) - p_N^R B)]\end{aligned}\quad (98)$$

$$= \Lambda^R - q_N^D (\Lambda^R + \Lambda^D) - (q_C^D - (q_C^D)^2) [d_N^D - (d^R(N) - p_N^R B)] \quad (99)$$

Assume for simplicity

$$\begin{aligned}A_C &= d_N^D + C - (d^R(N) - p_C^R B) \\ &= d_N^D - d^R(N) + C + p_C^R B \\ &= -(1 - p_C^R) B - D\end{aligned}$$

$$\begin{aligned}A_N &= d_N^D - (d^R(N) - p_C^R B) \\ &= d_N^D - d^R(N) + p_C^R B \\ &= -(1 - p_C^R) B - C - D\end{aligned}$$

(since  $d^R(N) = d_N^D + C + B + D$ ). Note that paradoxically, parameter  $C$  is present in the coefficient  $A_D$ , however, it has the same sign as parameter  $B$ . Thus it does act in the equation antagonistically to benefit  $B$ . Therefore in this equation it can be interpreted as the value which is not lost due to cooperative action (as in the case of cooperative strategy). Then we have

$$\begin{aligned}\dot{q}_s^D &= \Lambda^R - q_C^D (\Lambda^R + \Lambda^D) - (q_C^D - (q_C^D)^2) A_s \\ &= (q_C^D)^2 A_s - q_C^D [\Lambda^R + \Lambda^D + A_s] + \Lambda^R\end{aligned}$$

This leads to  $\Delta = [\Lambda^R + \Lambda^D + A_s]^2 - 4A_s\Lambda^R$

Since this is only an abstract example, for simplicity let us skip the problem of the sign of the roots and limit to the case when roots from the unit interval has form

$$q_s^D = \frac{-[\Lambda^R + \Lambda^D + A_s] + \sqrt{[\Lambda^R + \Lambda^D + A_s]^2 - 4A_s\Lambda^R}}{2A_s}$$

Then, the attractors of the switching dynamics for both strategies are

$$\begin{aligned}\tilde{q}_C^D &= \\ \frac{[\Lambda^R + \Lambda^D - (1 - p_C^R) B - D] - \sqrt{[\Lambda^R - \Lambda^D - (1 - p_C^R) B - D]^2 + 4\Lambda^R [(1 - p_C^R) B + D]}}{2 [(1 - p_C^R) B + D]}\end{aligned}\quad (100)$$

$$\begin{aligned}\tilde{q}_N^D &= \\ \frac{[\Lambda^R + \Lambda^D - (1 - p_C^R) B - C - D] - \sqrt{[\Lambda^R - \Lambda^D - (1 - p_C^R) B - C - D]^2 + 4\Lambda^R [(1 - p_C^R) B + C + D]}}{2 [(1 - p_C^R) B + C + D]}\end{aligned}\quad (101)$$

b) Derivation of the rule for cooperation for constant switching rates.

Recall the rule (29)

$$[(1 - q_N^D) (1 - p_N^R) - (1 - q_C^D) (1 - p_C^R)] B + [q_C^D - q_N^D] D > q_N^D C \quad (102)$$

Now we can substitute the roots to the general rule for cooperation (29). *For simplicity we limit ourselves to the case when  $D = 0$ .* To simplify this task we can rearrange the rule (29):

$$\begin{aligned}
& [(1 - q_N^D)(1 - p_N^R) - (1 - q_C^D)(1 - p_C^R)] B > q_N^D C \\
(1 - p_N^R) B - q_N^D (1 - p_N^R) B - q_N^D C - (1 - p_C^R) B + q_C^D (1 - p_C^R) B > 0 \\
(1 - p_N^R) B - (1 - p_C^R) B > q_N^D ((1 - p_N^R) B + C) - q_C^D (1 - p_C^R) B \\
[p_C^R - p_N^R] B > q_N^D ((1 - p_N^R) B + C) - q_C^D (1 - p_C^R) B
\end{aligned}$$

After substitution of the  $\tilde{q}_C^D$  and  $\tilde{q}_N^D$  the rule have form

$$\begin{aligned}
& [p_C^R - p_N^R] B > \\
& \frac{[\Lambda^R + \Lambda^D - (1 - p_C^R) B - C] - \sqrt{[\Lambda^R - \Lambda^D - (1 - p_C^R) B - C]^2 + 4\Lambda^R ((1 - p_C^R) B + C)}}{2((1 - p_C^R) B + C)} [(1 - p_N^R) B + C] \\
& - \frac{[\Lambda^R + \Lambda^D - (1 - p_C^R) B] - \sqrt{[\Lambda^R - \Lambda^D - (1 - p_C^R) B]^2 + 4\Lambda^R ((1 - p_C^R) B)}}{2((1 - p_C^R) B)} [(1 - p_C^R) B] \quad (103)
\end{aligned}$$

## Appendix 10 Derivation of the kin selection case

Derivation of the fractions of the unhelped individuals

$$\begin{aligned}
& (1 - q_N^D)(1 - p_N^R) \\
& = (1 - q_N^D)(1 - (1 - r)g_C) \\
& \text{and} \\
& (1 - q_C^D)(1 - p_C^R) \\
& = (1 - q_C^D)(1 - r - (1 - r)g_C) \\
& = (1 - q_C^D)(1 - (1 - r)g_C) - (1 - q_C^D)r \\
& = (1 - q_C^D)(1 - r)(1 - g_C)
\end{aligned}$$

Then the bracketed term will be:

$$\begin{aligned}
& (1 - q_N^D)(1 - (1 - r)g_C) - (1 - q_C^D)(1 - (1 - r)g_C) + (1 - q_C^D)r \\
& = [q_C^D - q_N^D](1 - (1 - r)g_C) + (1 - q_C^D)r \\
& \text{Bracket revealing the impact of } r \text{ will be} \\
& = [q_C^D - q_N^D](1 - g_C + rg_C) + (1 - q_C^D)r \\
& = [q_C^D - q_N^D](1 - g_C) + [q_C^D - q_N^D]rg_C + (1 - q_C^D)r \\
& = [q_C^D - q_N^D](1 - g_C) + ([q_C^D - q_N^D]g_C + (1 - q_C^D))r \\
& = [q_C^D - q_N^D](1 - g_C) + ((g_C - 1)q_C^D + 1 - q_N^Dg_C)r \\
& = [q_C^D - q_N^D](1 - g_C) + (1 - [(1 - g_C)q_C^D + g_Cq_N^D])r
\end{aligned}$$

## Appendix 11: Proof of Theorem 1

For  $[q_C^D - q_N^D] > 0$  formula (40) is satisfied when

$$\begin{aligned}
[q_C^D - q_N^D] (1 - (1-r)g_C) + (1 - q_C^D) r &> \frac{q_N^D C}{B} \\
1 - (1-r)g_C &> \frac{q_N^D \frac{C}{B} - (1 - q_C^D) r}{q_C^D - q_N^D} \\
1 - \frac{q_N^D \frac{C}{B} - (1 - q_C^D) r}{q_C^D - q_N^D} &> (1-r)g_C \\
\frac{1 - \frac{q_N^D \frac{C}{B} - (1 - q_C^D) r}{q_C^D - q_N^D}}{(1-r)} &> g_C \\
g_C &< \frac{q_C^D - q_N^D - q_N^D \frac{C}{B} + (1 - q_C^D) r}{(q_C^D - q_N^D) (1-r)} \\
g_C &< \frac{q_C^D + (1 - q_C^D) r - q_N^D (1 + \frac{C}{B})}{(q_C^D - q_N^D) (1-r)}
\end{aligned}$$

For  $(q_C^D - q_N^D) > 0$  we need positive numerator for positive values of  $g_C$  for which the above inequality will be satisfied:

$$\begin{aligned}
q_C^D + (1 - q_C^D) r - q_N^D \left(1 + \frac{C}{B}\right) &> 0 \\
q_N^D &< \frac{q_C^D + (1 - q_C^D) r}{\left(1 + \frac{C}{B}\right)}
\end{aligned}$$

and for  $g_C < 1$

$$\begin{aligned}
q_C^D + (1 - q_C^D) r - q_N^D \left(1 + \frac{C}{B}\right) &< (q_C^D - q_N^D) (1-r) \\
q_C^D - q_C^D (1-r) + (1 - q_C^D) r - q_N^D \left(1 + \frac{C}{B}\right) + q_N^D (1-r) &< 0 \\
q_C^D r + (1 - q_C^D) r - q_N^D \left(r + \frac{C}{B}\right) &< 0 \\
r - q_N^D \left(r + \frac{C}{B}\right) &< 0 \\
r &< q_N^D \left(r + \frac{C}{B}\right) \\
q_N^D &> \frac{r}{r + \frac{C}{B}}
\end{aligned}$$

Then for  $0 < g_C < 1$  we need

$$\frac{q_C^D + (1 - q_C^D) r}{\left(1 + \frac{C}{B}\right)} > q_N^D > \frac{r}{r + \frac{C}{B}}$$

Let us check the inequality

$$\begin{aligned}
\frac{q_C^D + (1 - q_C^D)r}{\left(1 + \frac{C}{B}\right)} &> \frac{r}{r + \frac{C}{B}} \\
\frac{q_C^D(1 - r) + r}{\left(1 + \frac{C}{B}\right)} &> \frac{r}{r + \frac{C}{B}} \\
q_C^D(1 - r) + r &> \frac{r}{r + \frac{C}{B}} \left(1 + \frac{C}{B}\right) \\
q_C^D(1 - r) &> \frac{r}{r + \frac{C}{B}} \left(1 + \frac{C}{B}\right) - r \\
q_C^D &> \frac{r}{(1 - r)} \left(\frac{1 + \frac{C}{B}}{r + \frac{C}{B}} - 1\right) \\
q_C^D &> \frac{r}{(1 - r)} \left(\frac{1 - r}{r + \frac{C}{B}}\right) \\
q_C^D &> \frac{r}{r + \frac{C}{B}}
\end{aligned}$$

For  $[q_C^D - q_N^D] < 0$  we have exactly the same derivation but with the opposite sign of inequality. End of the proof.

## Appendix 12: Future extensions of the proposed methodology

The distribution of roles resulting from the selection mechanisms may be an important tool for explaining many biological phenomena. For example, help for a sick individual may take the form of supporting her with necessary supplies but may not cure her. If this individual suffers from an infectious disease, then the altruistic action may lead to infection of the cooperative donor, and as a result, the fraction of the strategy carriers finding themselves in trouble may increase. Thus we have a problem with different switching rates for different strategies. This is interesting from the point of view of the latest evidence showing that infected vampire bats avoid other members of their group (Ripperger et al 2020). In addition, it may play an important role in the evolution of the social structure and the division of labor among social insects (Wilson and Hölldobler 2005, Thompson 2006, Thompson et al. 2013). Empirical evidence for *C.floridanus* ants show the sophisticated role-switching mechanism between tenders and foragers (Tripet and Nonacs 2004). Switching to a risky forager role is related to the age of the individual (older ants forage more likely), while a switch to a less risky role is random. Thus, in this case, switching dynamics are affected by age structure. In addition, ants are focused on a particular activity, such as foraging, for a longer time, and switching to other activities is conditional on the behavior of other individuals. This can be modeled by a combination of age-structured models (Argasinski and Broom 2021) with additional role-switching dynamics (Argasinski and Rudnicki 2021). This is another potential direction for future research.