

# HIGH DIMENSIONAL LATENT PANEL QUANTILE REGRESSION WITH AN APPLICATION TO ASSET PRICING

BY ALEXANDRE BELLONI<sup>1</sup>, MINGLI CHEN<sup>2</sup> OSCAR HERNAN MADRID PADILLA<sup>3</sup>  
AND ZIXUAN (KEVIN) WANG<sup>4</sup>

<sup>1</sup> Fuqua Business School, Duke University

<sup>2</sup>Department of Economics, University of Warwick

<sup>3</sup>Department of Statistics, University of California, Los Angeles

<sup>4</sup>Harvard University

We propose a generalization of the linear panel quantile regression model to accommodate both *sparse* and *dense* parts: sparse means that while the number of covariates available is large, potentially only a much smaller number of them have a nonzero impact on each conditional quantile of the response variable; while the dense part is represented by a low-rank matrix that can be approximated by latent factors and their loadings. Such a structure poses problems for traditional sparse estimators, such as the  $\ell_1$ -penalised Quantile Regression, and for traditional latent factor estimators such as PCA. We propose a new estimation procedure, based on the ADMM algorithm, that consists of combining the quantile loss function with  $\ell_1$  and nuclear norm regularization. We show, under general conditions, that our estimator can consistently estimate both the nonzero coefficients of the covariates and the latent low-rank matrix. This is done in a challenging setting that allows for temporal dependence, heavy-tail distributions, and the presence of latent factors.

Our proposed model has a "Characteristics + Latent Factors" Quantile Asset Pricing Model interpretation: we apply our model and estimator with a large-dimensional panel of financial data and find that (i) characteristics have sparser predictive power once latent factors were controlled (ii) the factors and coefficients at upper and lower quantiles are different from the median.

**1. Introduction.** A central question in asset pricing is to explain why certain assets pay higher returns than others. The Arbitrage Pricing Theory ([70]) and the Fama-French three factors model ([37]) explain the asset return variations by a linear combination of common risk factors. Assets with similar exposure to a common factor shall rise and fall together ([29]). However, empirical evidence appears to indicate that the firm characteristics, rather than common factors, can also explain the variations in stock returns ([33]), which suggests a characteristic-based model.

We generalize both modeling approaches and propose a "Characteristics + Latent Factors" quantile asset pricing framework. By incorporating the "Characteristics", we improve the economic interpretability and explanatory power of the model. On the other hand, the finance literature has documented a zoo of new characteristics, and the proliferation of characteristics in this "variable zoo" leads to a concern about which characteristics really provide independent information about returns ([30]). Our model addresses this issue by imposing a *sparse* structure, meaning although a large set of characteristics is available, only a much smaller subset of them might have predictive power. We also incorporate "Latent Factors" to

---

MSC 2010 subject classifications: Primary 62A99, 00X00; secondary 00X00

Keywords and phrases: High-dimensional quantile regression, factor model, nuclear norm regularization, panel data, asset pricing

capture the common variations in asset returns. One additional benefit of having this part is that it might help alleviate the “omitted variable bias” problem ([45]). As in the literature, typically, these latent factors are estimated via principal component analysis, which means all possible latent explanatory variables might be important for prediction although their individual contribution might be small, we term this as the *dense* part.<sup>1</sup> Hence, our framework allows for “Sparse + Dense” modeling with large scale panel data that consist of a large number of asset returns that are allowed to be weakly correlated across time. In addition, we focus on understanding the quantiles (hence the entire distribution) of returns rather than just the mean, in line with the recent interest in quantile factor models (e.g. [3], [25], [61], [39], and [72]). Our quantile asset pricing framework also inherits micro-foundation from the seminal quantile preference framework([62, 71, 46]) and, in particular, the dynamic quantile preference framework of [35].

Specifically, with  $Y_{i,t}$  as the excess return of asset  $i$  in period  $t$ ,  $X_{i,t}$  as a  $p$ -dimensional vector of observable characteristics such as return volatility and trading volume, we study the following high dimensional latent panel quantile regression model:

$$(1) \quad F_{Y_{i,t}|X_{i,t};\theta(\tau),\lambda_i(\tau),g_t(\tau)}^{-1}(\tau) = X_{i,t}'\theta(\tau) + \lambda_i(\tau)'g_t(\tau), \quad i = 1 \dots, n, \quad t = 1, \dots, T,$$

where  $\theta(\tau) \in \mathbb{R}^p$  is the vector of coefficients,  $g_t(\tau)$  is an  $r_\tau$ -dimensional vector of unobservable factor returns,  $\lambda_i(\tau)$  represents the factor loadings which captures the sensitivity of asset  $i$  on the  $r_\tau$  factors,  $\tau \in [0, 1]$  is the quantile index. We allow for the possibility of quantile dependence of sensitivity to risk factors as such evidence has been reported in the literature (e.g., [3]). For notation simplicity, we often denote  $\Pi_{i,t}(\tau) = \lambda_i(\tau)'g_t(\tau)$ , then  $\Pi(\tau)$  is a low-rank matrix with unknown rank  $r_\tau$ . Thus, with  $F_{Y_{i,t}|X_{i,t};\theta(\tau),\lambda_i(\tau),g_t(\tau)}$  is the cumulative distribution function of  $Y_{i,t}$  conditioning on  $X_{i,t}$ ,  $\theta(\tau)$  and  $\lambda_i(\tau), g_t(\tau)$ , we model the quantiles of returns (instead of expected returns) as a linear combination of the characteristics and latent factors. Our framework allows for the possibility of lagged dependent data. Here, we allow for the number of characteristics  $p$ , and the time horizon  $T$ , to grow to infinity as  $n$  grows. Throughout, we focus on the case where  $p$  is large, possibly much larger than  $nT$ , but for the true model  $\theta(\tau)$  is sparse and has only  $s_\tau \ll p$  non-zero components.

Our framework is flexible enough that allows us to jointly answer the following three questions in asset pricing: (i) Which characteristics are important to explain the time series and cross-section of stock returns, after controlling for the factors? (ii) How much would the latent factors explain stock returns after controlling for firm characteristics? (iii) Does the relationship of stock returns and firm characteristics change across quantiles? The first question is related to the recent literature on variable selection in asset pricing using machine learning ([58, 40, 49]). The second question is related to an classical literature starting from 1980s on statistical factor models of stock returns ([22, 31] and recently [60]). The third question extends the literature in late 1990s on stock return and firm characteristics ([33, 34]) and further asks whether the relationship is heterogenous across quantiles.

There are several key features of considering prediction problem at the panel quantile model in this setting. First, stock returns are known to be asymmetric and exhibit heavy tail, thus modeling different quantiles of return provides extra information in addition to models of first and second moments. Second, quantile regression provides a richer characterization of the data, allowing heterogeneous relationship between stock returns and firm characteristics across the entire return distribution. Third, the latent factors might also be different at different quantiles of stock returns. Finally, quantile regression is more robust to the presence of outliers relative to other widely used mean-based approaches. Using a robust method is crucial when estimating low-rank structures (see e.g. [73]). As our framework is based on

<sup>1</sup>More about sparse modeling and dense modeling can be found in [44]. See also [27].

modeling the quantiles of the response variable, we do not put assumptions directly on the moments of the dependent variable.

Our main goal is to consistently estimate both the sparse part and the low-rank matrix. Recovery of a low-rank matrix, when there are additional high dimensional covariates, in a nonlinear model can be very challenging. The rank constraint will result in the optimization problem NP-hard. In addition, estimation in high dimensional regression is known to be a challenging task, which in our frameworks becomes even more difficult due to the additional latent structure. We address the former challenge via nuclear norm regularization which is similar to [20] in the matrix completion setting. Without covariates, the estimation can be done via solving a convex problem, and similarly there are strong statistical guarantees of recovery of the underlying low-rank structure. We address the latter challenge by imposing  $\ell_1$  regularization on the vector of coefficients of the control variables, similarly to [13] which mainly focused on the cross-sectional data setting. Note that with regards to sparsity, we must be cautious, specially when considering predictive models ([73]). Furthermore, we explore the performance of our procedure under settings where the vector of coefficients can be dense (due to the low-rank matrix).

We view our work as complementary to the low dimensional quantile regression with interactive fixed effects framework as of the very recent work of [39], and the mean estimation setting in [64]. However, unlike [64] and [39], we allow the number of covariates  $p$  to be large, perhaps  $p \gg nT$ . This comes with different significant challenges. On the computational side, it requires us to develop novel estimation algorithms, which turns out can also be used for the contexts in [64] and [39]. On the theoretical side, allowing  $p \gg nT$  requires a systematically different analysis as compared to [39], as it is known that ordinary quantile regression is inconsistent in high dimensional settings ( $p \gg nT$ ), see [13].

*Related Literature.* Our work contributes to the recent growing literature on panel quantile model. [1], [47], [4], considered the fixed  $T$  asymptotic case. [51] formally derived the asymptotic properties of the fixed effect quantile regression estimator under large  $T$  asymptotics, and [42] further proposed fixed effects smoothed quantile regression estimator. [41] works on dynamic panel. [53] proposed a penalized estimation method where the individual effects are treated as pure location shift parameters common to all quantiles, for other related literature see [59], [43]. We refer to Chapter 19 of [56] for a review. Furthermore, our framework can be viewed as a generalization of the model in [3] which considered panel quantile model with independent errors and low dimensional covariates.

Our work also contributes to the literature on nuclear norm penalisation, which has been widely studied in the machine learning and statistical learning literature, [38], [67, 57, 69], [65], [16]. Recently, in the econometrics literature [5] proposes a framework of matrix completion for estimating causal effects, [10] for estimating approximate factor model, [28] considered the heterogeneous coefficients version of the linear panel data interactive fixed model where the main coefficients has a latent low-rank structure, [7] for robust principal component analysis, and [11] for imputing counterfactual outcome.

Finally, our results contribute to a growing literature on high dimensional quantile regression. [77] considered quantile regression with concave penalties for ultra-high dimensional data; [82] proposed an adaptively weighted  $\ell_1$ -penalty for globally concerned quantile regression. Screening procedures based on moment conditions motivated by the quantile models have been proposed and analyzed in [50] and [79] in the high-dimensional regression setting. We refer to [56] for a review.

To sum-up, our paper makes the following contributions. First, we propose a new class of models that consist of both *high dimensional regressors* and *latent factor* structures. We provide a scalable estimation procedure, and show that the resulting estimator is consistent under suitable regularity conditions. Second, the high dimensional and non-smooth objective

function require innovative strategies to derive all the above-mentioned results. In particular, our paper allows for serial dependence and this flexibility is important for the panel data case. It is well known that dealing with data dependence is a non-trivial problem, and there are additional challenges for high dimensional models even for those without incorporating the latent factors: the extension of lasso-based methods with relaxing the i.i.d. assumption and other restrictive assumptions (for instance, Gaussianity), is just beginning to occur, e.g. for time series data some recent development along this line can be found in [78]. Those lead to the novel use in our proofs of some techniques from the high dimensional statistics and econometrics literature, such as the localization argument from [13], and the new loss function introduced in [66]; from spectral theory, namely, properties of nuclear norm studied in [36], and concentrations results by [23]; and from empirical process theory [80, 75]. We also generalize the sampling and smoothness assumption of [13] by considering panel data with weak correlation across time. In particular, we refer readers to [80] for thorough discussions on  $\beta$ -mixing.

On the theoretical side, we also present multiple results that entirely differ from those in [13]. In addition to allowing time dependence and a latent factor structure, we can consistently estimate the conditional quantiles without requiring a minimum eigenvalue condition on the behavior of the design matrix, which is typically required in the literature (e.g. [13]). Relative to approaches that incorporate latent factor structure but relies on the squared loss, the proposed estimators inherit from quantile regression certain robustness properties to the presence of outliers and heavy-tailed distributions. Finally, we apply our proposed model and estimator to a large-dimensional panel of financial data in the US stock market and find that different return quantiles have different selected firm characteristics and that the number of latent factors can be also be different.

*Outline.* The rest of the paper is organized as follows. Section 2 introduces the high dimensional latent quantile regression model, and provides an overview of the main theoretical results. Section 3 presents the estimator and our proposed ADMM algorithm. Section 4 discusses the statistical properties of the proposed estimator. Section 5 provides simulation results. Section 6 consists of the empirical results of our model applied to a real data set. The proofs of the main results are in the Supplementary Material.

*Notation.* For  $m \in \mathbb{N}$ , we write  $[m] = \{1, \dots, m\}$ . For a vector  $v \in \mathbb{R}^p$  we define its  $\ell_0$  norm as  $\|v\|_0 = \sum_{j=1}^p 1\{v_j \neq 0\}$ , where  $1\{\cdot\}$  takes value 1 if the statement inside  $\{\cdot\}$  is true, and zero otherwise; its  $\ell_1$  norm as  $\|v\|_1 = \sum_{j=1}^p |v_j|$ . We denote  $\|v\|_{1,n,T} = \sum_{j=1}^p \hat{\sigma}_j |v_j|$  the  $\ell_1$ -norm weighted by  $\hat{\sigma}_j$ 's (defined in eq(14)). The Euclidean norm is denoted by  $\|\cdot\|$ , thus  $\|v\| = \sqrt{\sum_{j=1}^p v_j^2}$ . If  $A \in \mathbb{R}^{n \times T}$  is a matrix, its Frobenius norm is denoted by  $\|A\|_F = \sqrt{\sum_{i=1}^n \sum_{t=1}^T A_{i,t}^2}$ , its spectral norm by  $\|A\|_2 = \sup_{x: \|x\|=1} \sqrt{x' A' A x}$ , its infinity norm by  $\|A\|_\infty = \max\{|A_{i,j}| : i \in [n], j \in [T]\}$ , its rank by  $\text{rank}(A)$ , and its nuclear norm by  $\|A\|_* = \text{trace}(\sqrt{A' A})$  where  $A'$  is the transpose of  $A$ . The  $j$ th column  $A$  is denoted by  $A_{\cdot,j}$ . Furthermore, the multiplication of a tensor  $X \in \mathbb{R}^{I_1 \times \dots \times I_m}$  with a vector  $\theta \in \mathbb{R}^{I_m}$  is denoted by  $Z := X\theta \in \mathbb{R}^{I_1 \times \dots \times I_{m-1}}$ , and, explicitly,  $Z_{i_1, \dots, i_{m-1}} = \sum_{j=1}^{I_m} X_{i_1, \dots, i_{m-1}, j} \theta_j$ . We also use the notation  $a \vee b = \max\{a, b\}$ ,  $a \wedge b = \min\{a, b\}$ ,  $(a)_- = \max\{-a, 0\}$ . For a sequence of random variables  $\{z_j\}_{j=1}^\infty$  we denote by  $\sigma(z_1, z_2, \dots)$  the sigma algebra generated by  $\{z_j\}_{j=1}^\infty$ . Finally, for sequences  $\{a_n\}_{n=1}^\infty$  and  $\{b_n\}_{n=1}^\infty$  we write  $a_n \asymp b_n$  if there exists positive constants  $c_1$  and  $c_2$  such that  $c_1 b_n \leq a_n \leq c_2 b_n$  for sufficiently large  $n$ .

## 2. The Estimator and Overview of Rate Results.

2.1. *Basic Setting.* The setting of interest corresponds to a high dimension latent panel quantile regression model, where  $Y \in \mathbb{R}^{n \times T}$ , and  $X \in \mathbb{R}^{n \times T \times p}$  satisfying

$$(2) \quad F_{Y_{i,t}|X_{i,t};\theta(\tau),\Pi_{i,t}(\tau)}^{-1}(\tau) = X'_{i,t}\theta(\tau) + \Pi_{i,t}(\tau), \quad i = 1 \dots, n, \quad t = 1, \dots, T,$$

where  $i$  denotes subjects,  $t$  denotes time,  $\theta(\tau) \in \mathbb{R}^p$  is the vector of coefficients,  $\Pi(\tau) \in \mathbb{R}^{n \times T}$  is a low-rank matrix with unknown rank  $r_\tau \ll \min\{n, T\}$ ,  $\tau \in [0, 1]$  is the quantile index, and  $F_{Y_{i,t}|X_{i,t};\theta(\tau),\Pi_{i,t}(\tau)}$  is the cumulative distribution function of  $Y_{i,t}$  conditioning on  $X_{i,t}$ ,  $\theta(\tau)$  and  $\Pi_{i,t}(\tau)$ . Thus, we model the quantile function at level  $\tau$  as a linear combination of the predictors plus a low-rank matrix. Here, we allow for the number of covariates  $p$ , and the time horizon  $T$ , to grow to infinity as  $n$  grows. Throughout the paper the quantile index  $\tau \in (0, 1)$  is fixed. We mainly focus on the case where  $p$  is large, possibly much larger than  $nT$ , but for the true model  $\theta(\tau)$  is sparse and has only  $s_\tau \ll p$  non-zero components. Mathematically,  $s_\tau := \|\theta(\tau)\|_0$ .

When  $\Pi_{i,t}(\tau) = \lambda_i(\tau)'g_t(\tau)$ , with  $\lambda_i(\tau), g_t(\tau) \in \mathbb{R}^{r_\tau}$ , this immediately leads to the following setting

$$(3) \quad F_{Y_{i,t}|X_{i,t};\theta(\tau),\Pi_{i,t}(\tau)}^{-1}(\tau) = X'_{i,t}\theta(\tau) + \lambda_i(\tau)'g_t(\tau).$$

where we model the quantile function at level  $\tau$  as a linear combination of the covariates (as predictors) plus a latent factor structure. This is directly related to the panel data models with interactive fixed effects literature in econometrics, e.g. linear panel data model ([6]), nonlinear panel data models ([24, 26]).

Note, for eq (3), additional identification restrictions are needed for estimating  $\lambda_i(\tau)$  and  $g_t(\tau)$  (see [9]). In addition, in nonlinear panel data models, this creates additional difficult in estimation, as the latent factors and their loadings part induce a nonconvex quantile regression problem. However, we deal with this in the following subsection via using a nuclear norm constraint.<sup>2</sup>

2.2. *Estimator.* In this subsection, we describe the high dimensional latent quantile estimator. With the sparsity and low-rank constraints in mind, a natural formulation for the estimation of  $(\theta(\tau), \Pi(\tau))$  is

$$(4) \quad \begin{aligned} & \underset{\tilde{\theta} \in \mathbb{R}^p, \tilde{\Pi} \in \mathbb{R}^{n \times T}}{\text{minimize}} && \frac{1}{nT} \sum_{t=1}^T \sum_{i=1}^n \rho_\tau(Y_{i,t} - X'_{i,t}\tilde{\theta} - \tilde{\Pi}_{i,t}) \\ & \text{subject to} && \text{rank}(\tilde{\Pi}) \leq r_\tau, \\ & && \|\tilde{\theta}\|_0 = s_\tau, \end{aligned}$$

where  $\rho_\tau(t) = (\tau - 1\{t \leq 0\})t$  is the quantile loss function as in [54],  $s_\tau$  is a parameter that directly controls the sparsity of  $\tilde{\theta}$ , and  $r_\tau$  controls the rank of the estimated latent matrix.

While the formulation in (4) seems appealing, as it enforces variable selection and low-rank matrix estimation simultaneously, (4) is a non-convex problem due to the constraints posed by the  $\|\cdot\|_0$  and  $\text{rank}(\cdot)$  functions. We propose a convex relaxation of (4). Inspired by the seminal works of [74] and [20], we formulate the problem as the following

$$(5) \quad \min_{\tilde{\theta} \in \mathbb{R}^p, \tilde{\Pi} \in \mathbb{R}^{n \times T}} \left\{ \frac{1}{nT} \sum_{t=1}^T \sum_{i=1}^n \rho_\tau(Y_{i,t} - X'_{i,t}\tilde{\theta} - \tilde{\Pi}_{i,t}) + \nu_1 \sum_{j=1}^p w_j |\tilde{\theta}_j| + \nu_2 \|\tilde{\Pi}\|_* \right\}$$

<sup>2</sup>Different identification conditions might result in different estimation procedures for  $\lambda$  and  $f$ , see [8] and [24].

where  $\nu_1 > 0$  and  $\nu_2 > 0$  are tuning parameters, and  $w_1, \dots, w_p$  are user specified weights (more on this in Section 4). Notice that  $\|\cdot\|_*$  is the nuclear norm defined on Page 4. The nuclear norm regularization works on the singular value of a matrix, the intuition is that via penalization with the nuclear norm, the resulting problem will be convex. Just as  $\ell_1$ -minimization is the tightest convex relaxation of the combinatorial  $\ell_0$ -minimization problem, nuclear-norm minimization is the tightest convex relaxation of the NP-hard rank minimization problem, see [18].

In principle, one can use any convex solver software to solve (5), since this is a convex optimization problem. However, for large scale problems a more careful implementation might be needed. Section 3 presents a scheme for solving (5) that is based on the ADMM algorithm ([15]).

*2.3. Summary of results.* We now summarize our main results. For the model defined in (2):

- Under (2),  $s_\tau \ll \min\{n, T\}$ , an assumption that implicitly requires  $r_\tau \ll \min\{n, T\}$ , and other regularity conditions defined in Section 4, we show that our estimator  $(\hat{\theta}(\tau), \hat{\Pi}(\tau))$  defined in Section 3 is consistent for  $(\theta(\tau), \Pi(\tau))$ . Specifically, for the independent data case (across  $i$  and  $t$ ), under suitable regularity conditions that can be found in Section 4, we have

$$(6) \quad \|\hat{\theta}(\tau) - \theta(\tau)\| = O_{\mathbb{P}} \left( \max\{\sqrt{\log p}, \sqrt{\log n}\}(\sqrt{s_\tau} + \sqrt{r_\tau}) \left( \frac{1}{\sqrt{n}} + \frac{1}{\sqrt{T}} \right) \right).$$

and

$$(7) \quad \frac{1}{nT} \|\hat{\Pi}(\tau) - \Pi(\tau)\|_F^2 = O_{\mathbb{P}} \left( \max\{\log p, \log n\}(s_\tau + r_\tau) \left( \frac{1}{n} + \frac{1}{T} \right) \right),$$

Importantly, the rates in (6) and (7), up to logarithmic factor, match those in previous works. However, our setting allows for modeling at different quantile levels. We also complement our results by allowing for the possibility of lagged dependent data. Specifically, under a  $\beta$ -mixing assumption, Theorem 4.2 provides a statistical guarantee for estimating  $(\theta(\tau), \Pi(\tau))$ . This result can be thought as a generalization of the statements in (6) and (7).

Let  $q_{i,t} = X_{i,t}'\theta_{i,t}(\tau) + \Pi_{i,t}(\tau)$  for  $t \in \{1, \dots, T\}$  and  $i \in \{1, \dots, n\}$  be the conditional quantiles. We show that, under weaker conditions than the ones needed for Theorem 4.2, our estimates  $\{\hat{q}_{i,t}\}$  satisfy

$$\frac{1}{nT} \sum_{i=1}^n \sum_{t=1}^T \min\{|q_{i,t} - \hat{q}_{i,t}|, (q_{i,t} - \hat{q}_{i,t})^2\} = O_{\mathbb{P}} \left( \left( \frac{1}{\sqrt{n}} + \frac{1}{\sqrt{T}} \right) \left( \frac{\|\Pi(\tau)\|_*}{nT} + \sqrt{\log(\max\{n, p\})} \|\beta(\tau)\|_1 \right) \right),$$

for the independent data case (across  $i$  and  $t$ ). This is a particular instance of Theorem 4.1 which allows the possibility of time dependence.

- An important aspect of our analysis is that we contrast the performance of our estimator in settings where the possibility of a dense  $\theta(\tau)$  provided that the features are highly correlated. We show that there exist choices of the tuning parameters for our estimator that lead to consistent estimation.
- For estimation, we provide an efficient algorithm (details can be found in Section 3), which is based on the ADMM algorithm ([15]).
- Section 6 provides thorough examples on financial data that illustrate the flexibility and interpretability of our approach.



Although our theoretical analysis builds on the work by [13], there are multiple challenges that we must face in order to prove the consistency of our estimator. First, the construction of the restricted set now involves the nuclear norm penalty. This requires us to define a new restricted set that captures the contributions of the low-rank matrix. Second, when bounding the empirical processes that naturally arise in our proof, we have to simultaneously deal with the sparse and dense components. Furthermore, throughout our proofs, we have to carefully handle the weak dependence assumption that can be found in Section 4.

**3. High Dimensional Latent Panel Quantile Regression.** In this subsection, we describe the main steps of our proposed ADMM algorithm, details can be found in Section S1. We start by introducing slack variables to the original problem (5). As a result, a problem equivalent to (5) is

$$(8) \quad \begin{aligned} \min_{\substack{\tilde{\theta}, \tilde{\Pi}, V \\ Z_\theta, Z_\Pi, W}} \quad & \frac{1}{nT} \sum_{i=1}^n \sum_{t=1}^T \rho_\tau(V_{i,t}) + \nu_1 \sum_{j=1}^p w_j |Z_{\theta_j}| + \nu_2 \|\tilde{\Pi}\|_* \\ \text{subject to} \quad & V = W, \quad W = Y - X\tilde{\theta} - Z_\Pi, \\ & Z_\Pi - \tilde{\Pi} = 0, \quad Z_\theta - \tilde{\theta} = 0. \end{aligned}$$

To solve (8), we propose a scaled version of the ADMM algorithm which relies on the following Augmented Lagrangian

$$(9) \quad \begin{aligned} \mathcal{L}(\tilde{\theta}, \tilde{\Pi}, V, Z_\theta, Z_\Pi, W, U_V, U_W, U_\Pi, U_\theta) = & \frac{1}{nT} \sum_{i=1}^n \sum_{t=1}^T \rho_\tau(V_{i,t}) + \nu_1 \sum_{j=1}^p w_j |Z_{\theta_j}| + \nu_2 \|\tilde{\Pi}\|_* \\ & + \frac{\eta}{2} \|V - W + U_V\|_F^2 + \frac{\eta}{2} \|W - Y + X\theta + Z_\Pi + U_W\|_F^2 \\ & + \frac{\eta}{2} \|Z_\Pi - \tilde{\Pi} + U_\Pi\|_F^2 + \frac{\eta}{2} \|Z_\theta - \tilde{\theta} + U_\theta\|_F^2, \end{aligned}$$

where  $\eta > 0$  is a penalty parameter.

Notice that in (9), we have followed the usual construction of ADMM via introducing the scaled dual variables corresponding to the constraints in (8) – those are  $U_V$ ,  $U_W$ ,  $U_\Pi$ , and  $U_\theta$ . Next, recall that ADMM proceeds by iteratively minimizing the Augmented Lagrangian in blocks with respect to the original variables, in our case  $(V, \tilde{\theta}, \tilde{\Pi})$  and  $(W, Z_\theta, Z_\Pi)$ , and then updating the scaled dual variables (see Equations 3.5–3.7 in [15]). The explicit updates can be found in the Supplementary Material. Here, we highlight the updates for  $Z_\theta$ ,  $\tilde{\Pi}$ , and  $V$ . For updating  $Z_\theta$  at iteration  $k + 1$ , we solve the problem

$$Z_\theta^{(k+1)} \leftarrow \arg \min_{Z_\theta \in \mathbb{R}^p} \left\{ \frac{1}{2} \|Z_\theta - \tilde{\theta}^{(k+1)} + U_\theta^{(k)}\|_F^2 + \frac{\nu_1}{\eta} \sum_{j=1}^p w_j |(Z_\theta)_j| \right\}.$$

This can be solved in closed form exploiting the well known thresholding operator, see the details in Section S2.2. As for updating  $\tilde{\Pi}$ , we solve

$$(10) \quad \tilde{\Pi}^{(k+1)} \leftarrow \arg \min_{\tilde{\Pi} \in \mathbb{R}^{n \times T}} \left\{ \frac{\nu_2}{\eta} \|\tilde{\Pi}\|_* + \frac{1}{2} \|Z_\Pi^{(k)} - \tilde{\Pi} + U_\Pi^{(k)}\|_F^2 \right\},$$

via the singular value shrinkage operator, see Theorem 2.1 in [17].

Furthermore, we update  $V$ , at iteration  $k + 1$ , via

$$(11) \quad V^{(k+1)} \leftarrow \arg \min_{V \in \mathbb{R}^{n \times T}} \left\{ \frac{1}{nT} \sum_{i=1}^n \sum_{t=1}^T \rho_\tau(V_{i,t}) + \frac{\eta}{2} \|V - W^{(k)} + U_V^{(k)}\|_F^2 \right\},$$

which can be found in closed formula by Lemma 5.1 from [2].

REMARK 1. After estimating  $\Pi(\tau)$ , we can estimate  $\lambda_i(\tau)$  and  $g_t(\tau)$  via the singular value decomposition of  $\hat{\Pi}(\tau)$  and following equation

$$(12) \quad \hat{\Pi}(\tau)_{i,t} = \hat{\lambda}_i(\tau)' \hat{g}_t(\tau),$$

where  $\hat{\lambda}_i(\tau)$  and  $\hat{g}_t(\tau)$  are of dimension  $\hat{r}_\tau$ . This immediately leads to factors and loadings estimated that can be used to obtain insights about the structure of the data. A formal identification statement is given in Corollary 4.3.

Finally, it is immediate to modify the proposed ADMM to the case when there are no covariates ( $\beta(\tau) = 0$ ), see Section S1.1 in the Supplementary Material. Hence, our proposed estimation procedure can be applied to settings (i) with low dimensional covariates, or (ii) without covariates. However, in what follows, we focus on the high dimensional covariates setting.

**4. Theory.** The purpose of this section is to provide statistical guarantees for the estimator developed in the previous section. We focus on estimating the quantile function, allowing for the high dimensional scenario where  $p$  and  $T$  can grow as  $n$  grows.

4.1. *Estimating the quantiles.* We show that our proposed estimator is consistent for estimating the conditional quantiles.

Throughout, we treat  $\Pi(\tau)$  as fixed parameters. As for the data generation process, our next condition requires that the observations are independent across  $i$ , and weakly dependent across time.

ASSUMPTION 1. We assume that

$$Y_{i,t}|X_{i,t}; \theta(\tau), \Pi_{i,t}(\tau) = X'_{i,t}\theta(\tau) + \Pi_{i,t}(\tau) + \epsilon_{i,t},$$

where  $\mathbb{P}(\epsilon_{i,t} \leq 0 | X'_{i,t}\theta(\tau) + \Pi_{i,t}(\tau)) = \tau$ . Furthermore, the following holds:

(i) There exists a function  $G : [0, 1]^d \rightarrow [g_1, g_2]$  for positive constants  $g_1$  and  $g_2$  such that, conditional on  $\Pi$  and  $\{X_{i,t}\}_{i \in [n], t \in [T]}$ ,  $\epsilon_{i,t} = \epsilon_{i,t}G(X_{i,t})$  where  $\{\epsilon_{i,t}\}_{t=1, \dots, T}$  are independent across  $i$ . Also, for each  $i \in [n]$ , the sequence  $\{\epsilon_{i,t}\}_{t=1, \dots, T}$  is stationary and  $\beta$ -mixing with mixing coefficients satisfying  $\sup_i \gamma_i(k) = O(k^{-\mu})$  for some  $\mu > 2$ . Moreover, there exists  $\mu' \in (0, \mu)$ , such that

$$(13) \quad npT \left( \left[ T^{1/(1+\mu')} \right] \right)^{-\mu} \rightarrow 0.$$

Here,

$$\gamma_i(k) = \frac{1}{2} \sup_{l \geq 1} \left\{ \sum_{j=1}^L \sum_{j'=1}^{L'} |\mathbb{P}(A_j \cap B_{j'}) - \mathbb{P}(A_j)\mathbb{P}(B_{j'})| \left| \begin{array}{l} \text{with } \{A_j\}_{j=1}^L \\ \text{partition of } \sigma(\{\epsilon_{i,1}\}, \dots, \{\epsilon_{i,l}\}), \text{ and } \{B_{j'}\}_{j'=1}^{L'} \\ \text{partition of } \sigma(\{\epsilon_{i,l+k}\}, \{\epsilon_{i,l+k+1}\}, \dots) \end{array} \right. \right\}.$$

(ii) There exists  $\underline{f} > 0$  satisfying

$$\inf_{1 \leq i \leq n, 1 \leq t \leq T, x \in \mathcal{X}, |\tilde{\delta}_{i,t}| \leq L} f_{Y_{i,t}|X_{i,t}; \theta(\tau), \Pi_{i,t}(\tau)}(x'\theta(\tau) + \Pi_{i,t}(\tau) + \tilde{\delta}_{i,t} | x; \theta(\tau), \Pi_{i,t}(\tau)) > \underline{f},$$

for some  $L > 0$ , where  $f_{Y_{i,t}|X_{i,t}; \theta, \Pi_{i,t}}$  is the probability density function associated with  $Y_{i,t}$  when conditioning on  $X_{i,t}$ , and with parameters  $\theta(\tau)$  and  $\Pi_{i,t}(\tau)$ .



Note that Assumption 1 is related to the sampling and smoothness assumption of [13]. Furthermore, we highlight that similar to [13], our framework is rich enough that avoids imposing Gaussian modeling constraints. However, unlike [13], we consider panel data with weak correlation across time. In particular, we refer readers to [80] for thorough discussions on  $\beta$ -mixing. Another difference with [13] is that we do not require any smoothness assumption on the condition density function of the response given the covariates.

It is worth mentioning that the parameter  $\mu$  in Assumption 1 controls the strength of the time dependence in the data while parameter  $\mu'$  will relate to the tuning parameters and will impact the rates. As we decrease the value of  $\mu'$  condition (13) is easier to satisfy but the tuning parameters increase and slow down the rates of convergence. Furthermore, in the case that  $\{(Y_{i,t}, X_{i,t})\}_{i \in [n], t \in [T]}$  are independent our theoretical results will hold without imposing (13).

Next, we require that along each dimension the second moment of the covariates is one. We also assume that the second moments can be reasonably well estimated by their empirical counterparts.

ASSUMPTION 2. *We assume  $\mathbb{E}(X_{i,t,j}^2) = 1$  for all  $i \in [n], t \in [T], j \in [p]$ . Then*

$$(14) \quad \hat{\sigma}_j^2 = \frac{1}{nT} \sum_{i=1}^n \sum_{t=1}^T X_{i,t,j}^2, \quad \forall j \in [p],$$

and we require that

$$\mathbb{P} \left( \max_{1 \leq j \leq p} |\hat{\sigma}_j^2 - 1| \leq \frac{1}{4} \right) \geq 1 - \gamma \rightarrow 1, \quad \text{as } n \rightarrow \infty.$$

Assumption 2 appeared as Condition D.3 in [13]. It is met by general models on the covariates, see for instance Design 2 in [13].

Using the empirical second order moments  $\{\hat{\sigma}_j^2\}_{j=1}^p$ , we analyze the performance of the constrained estimator

$$(15) \quad (\hat{\theta}(\tau), \hat{\Pi}(\tau)) = \arg \min_{(\tilde{\theta}, \tilde{\Pi})} \left\{ \hat{Q}_\tau(\tilde{\theta}, \tilde{\Pi}) + \nu_1 \|\tilde{\theta}\|_{1,n,T} + \nu_2 \|\tilde{\Pi}\|_* \right\},$$

where  $\nu_1, \nu_2 > 0$  are tuning parameters and  $\|\tilde{\theta}\|_{1,n,T} := \sum_{j=1}^p \hat{\sigma}_j |\tilde{\theta}_j|$ ,

$$\hat{Q}_\tau(\tilde{\theta}, \tilde{\Pi}) = \frac{1}{nT} \sum_{i=1}^n \sum_{t=1}^T \rho_\tau(Y_{i,t} - X'_{i,t} \tilde{\theta} - \tilde{\Pi}_{i,t}),$$

with  $\rho_\tau$  as defined in Section 2.2.

Our main result of this subsection is provided next.

THEOREM 4.1. *Let  $(\hat{\theta}(\tau), \hat{\Pi}(\tau))$  be the estimator defined in (15). Let us write*

$$q_{i,t} = X'_{i,t} \theta_{i,t}(\tau) + \Pi_{i,t}(\tau), \quad \hat{q}_{i,t} = X'_{i,t} \hat{\theta}_{i,t}(\tau) + \hat{\Pi}_{i,t}(\tau),$$

for the conditional quantiles and their estimates. Then under Assumptions 1–2, we have that for any sequence  $\{m_n\}$ ,  $m_n \rightarrow \infty$ , it holds that

$$\frac{1}{nT} \sum_{i=1}^n \sum_{t=1}^T \min\{|q_{i,t} - \hat{q}_{i,t}|, (q_{i,t} - \hat{q}_{i,t})^2\} = O_{\mathbb{P}} \left( m_n \sqrt{c_T} \left( \frac{1}{\sqrt{n}} + \frac{1}{\sqrt{d_T}} \right) \left( \frac{\|\Pi(\tau)\|_*}{nT} + \sqrt{\log(\max\{n, pc_T\})} \|\beta(\tau)\|_1 \right) \right)$$

with probability approaching one provided that  $T, n \rightarrow \infty$ , and the tuning parameters satisfy

$$\nu_1 \asymp \sqrt{\frac{c_T \log(\max\{n, pc_T\})}{nd_T}} (\sqrt{n} + \sqrt{d_T}),$$

and

$$\nu_2 \asymp \frac{c_T}{nT} (\sqrt{n} + \sqrt{d_T}),$$

where  $c_T = \lceil T^{1/(1+\mu')} \rceil$ ,  $d_T = \lfloor T/(2c_T) \rfloor$ .

Theorem 4.1 shows that we can consistently estimate the conditional quantiles at a rate that combines the sparse and dense signal magnitudes. This result differs from [13] in several ways. First, [13] work with cross sectional data and focus on the estimation of the vector of parameter coefficients instead of the conditional quantiles. Therefore the assumptions for Theorem 4.1 and those in [13] are very different. For example, [13] required a minimum eigenvalue condition on the behavior of the design matrix, whereas we can avoid this. Furthermore, unlike [13], Theorem 4.1 allows for panel data with dependence across time. This translates into a technical challenge to arrive at Theorem 4.1, since it is not possible to use the analysis from [13] which relies heavily on independence. In fact, the minimum eigenvalue condition in [13] (Condition D.4) can be difficult to be verified in practice without the independence data assumption, and hence Theorem 4.1 has a different setting than those results in [13]. Also, our setting and estimator involve the latent factors which make both the estimator and theory more complex than the framework in [13]. Lastly, while some of the ideas in the proof of Theorem 4.1 come from [66], all of the technical steps involved in the proof of Theorem 4.1 are novel.

On another note, the rate of  $T$  in Theorem 4.1 must be such that  $T \rightarrow \infty$  and  $T$  satisfies (13). The parameter  $\mu'$  in (13) controls the terms  $c_T = \lceil T^{1/(1+\mu')} \rceil$  and  $d_T = \lfloor T/(2c_T) \rfloor$  both of which determine the tuning parameters and imply specific rates of convergence. Clearly,  $c_T \cdot d_T \asymp T$ . Moreover, the parameter  $c_T$  measures the strength of the dependence in the data, whereas  $d_T$  can be interpreted as the effective number of independent samples across time. In particular, when  $c_T \asymp 1$ , we have that  $\{\epsilon_{i,t}\}$  are basically independent across time, and so the final rate depends on  $T$ . As a different example, since we would like  $d_T \gg c_T$ , with  $\mu' = 2$  we have  $c_T \sim T^{1/3}$  and  $d_T \sim T^{2/3}$  so that  $\nu_1 \sim (T^{-1/6} + \sqrt{T^{1/3}/n})\sqrt{\log(npT)}$  and  $\nu_2 \sim \frac{1}{\sqrt{nT^{2/3}}} + \frac{1}{nT^{1/3}}$ . In this case condition (13) requires the parameter  $\mu$  that governs the mixing speed to be such that  $npT \ll T^{\mu/3}$ .

**4.2. Estimating the coefficients and latent factors.** We show that our proposed estimator is consistent for estimating the vector of coefficients and latent factors separately in a broad range of models, and in some cases attains minimax rates, as in [19].

In order to obtain our main result of this subsection, we first provide some additional notation and assumptions. For a fixed  $\tau > 0$ , we assume that (2) holds. We also let  $T_\tau$  be the support of  $\theta(\tau)$ , thus

$$T_\tau = \{j \in [p] : \theta_j(\tau) \neq 0\},$$

and we write  $s_\tau = |T_\tau|$ , and  $r_\tau = \text{rank}(\Pi(\tau))$ .

**ASSUMPTION 3.** *Conditional on  $\Pi$ ,  $\{(X_{i,t}, \epsilon_{i,t})\}_{t=1,\dots,T}$  are independent across  $i$ . Also, for each  $i \in [n]$ , the sequence  $\{(X_{i,t}, \epsilon_{i,t})\}_{t=1,\dots,T}$  is stationary and  $\beta$ -mixing with mixing coefficients satisfying  $\sup_i \gamma_i(k) = O(k^{-\mu})$  for some  $\mu > 2$ . Moreover, there exists  $\mu' \in (0, \mu)$ , such that (13) holds. In addition, there exists  $\underline{f} > 0$  satisfying*

$$\inf_{1 \leq i \leq n, 1 \leq t \leq T, x \in \mathcal{X}}, f_{Y_{i,t}|X_{i,t};\theta(\tau), \Pi_{i,t}(\tau)}(x'\theta(\tau) + \Pi_{i,t}(\tau)|x; \theta(\tau), \Pi_{i,t}(\tau)) > \underline{f},$$

where  $f_{Y_{i,t}|X_{i,t};\theta,\Pi_{i,t}}$  is the probability density function associated with  $Y_{i,t}$  when conditioning on  $X_{i,t}$ , and with parameters  $\theta(\tau)$  and  $\Pi_{i,t}(\tau)$ . Furthermore,  $f_{Y_{i,t}|X_{i,t};\theta(\tau),\Pi_{i,t}(\tau)}(y|x;\theta(\tau),\Pi_{i,t}(\tau))$  and  $\frac{\partial}{\partial y}f_{Y_{i,t}|X_{i,t};\theta(\tau),\Pi_{i,t}(\tau)}(y|x;\theta(\tau),\Pi_{i,t}(\tau))$  are both bounded by  $\underline{f}$  and  $\bar{f}'$ , respectively, uniformly in  $y$  and  $x$  in the support of  $X_{i,t}$ .

As it can be seen in Lemma S4 from the Supplementary Material, the error of our estimator defined in (15),  $(\hat{\theta}(\tau) - \theta(\tau), \hat{\Pi}(\tau) - \Pi(\tau))$ , belongs to a restricted set, which in our framework is defined as

$$(16) \quad A_\tau = \left\{ (\delta, \Delta) \in \mathbb{R}^p \times \mathbb{R}^{n \times T} : \|\delta_{T_\tau^c}\|_1 + \frac{\|\Delta\|_*}{\sqrt{nT}\sqrt{\log(\max\{n, p_{cT}\})}} \leq C_0 \left( \|\delta_{T_\tau}\|_1 + \frac{\sqrt{c_T}\|\Delta\|_F}{\sqrt{nT}\sqrt{\log(\max\{n, p_{cT}\})}} \right) \right\},$$

for an appropriate positive constant  $C_0$ .

Similar in spirit to other high dimensional settings such as those in [21], [14], [13] and [32], we impose an identifiability condition involving the restricted set which is expressed next and will be used in order to attain our main results. This is the key difference with the analysis in Section 4.1. Before arriving at our next condition, we introduce some notation.

For  $m \geq 0$ , we denote by  $\bar{T}_\tau(\delta, m) \subset \{1, \dots, p\} \setminus T_\tau$  the support of the  $m$  largest components, excluding entries in  $T_\tau$ , of the vector  $(|\delta_1|, \dots, |\delta_p|)^T$ . We also use the convention  $\bar{T}_\tau(\delta, 0) = \emptyset$ .

ASSUMPTION 4. For  $(\delta, \Delta) \in A_\tau$ , let

$$J_\tau^{1/2}(\delta, \Delta) := \sqrt{\frac{\underline{f}}{nT} \sum_{i=1}^n \sum_{t=1}^T \mathbb{E} \left( \left( X'_{i,t} \delta + \Delta_{i,t} \right)^2 \right)}.$$

Then there exists  $m \geq 0$  such that

$$(17) \quad 0 < \kappa_m := \inf_{(\delta, \Delta) \in A_\tau, \delta \neq 0} \frac{J_\tau^{1/2}(\delta, \Delta)}{\|\delta_{T_\tau \cup \bar{T}_\tau(\delta, m)}\| + \frac{\|\Delta\|_F}{\sqrt{nT}}},$$

where  $c_T = \lceil T^{1/(1+\mu')} \rceil$  for  $\mu'$  as defined in Assumption 2. Moreover, we assume that the following holds

$$(18) \quad 0 < q := \frac{3}{8} \frac{\underline{f}^{3/2}}{\bar{f}'} \inf_{(\delta, \Delta) \in A_\tau, \delta \neq 0} \frac{\left( \mathbb{E} \left( \frac{1}{nT} \sum_{i=1}^n \sum_{t=1}^T (X'_{i,t} \delta + \Delta_{i,t})^2 \right) \right)^{3/2}}{\mathbb{E} \left( \frac{1}{nT} \sum_{i=1}^n \sum_{t=1}^T |X'_{i,t} \delta + \Delta_{i,t}|^3 \right)},$$

with  $\underline{f}$  and  $\bar{f}'$  as in Assumption 1.

Few comments are in order. First, if  $\Delta = 0$  then (17) and (18) become the restricted identifiability and nonlinearity conditions as of [13]. Second, the denominator of (17) contains the term  $\|\Delta\|_F/(\sqrt{nT})$ . To see why this is reasonable, consider the case where  $\mathbb{E}(X_{i,t}) = 0$ , and  $X_{i,t}$  are i.i.d.. Then

$$J_\tau(\delta, \Delta) = \underline{f} \mathbb{E}((\delta' X_{i,t})^2) + \frac{\underline{f}}{nT} \|\Delta\|_F^2.$$

Hence,  $\|\Delta\|_F/(\sqrt{nT})$  appears also in the numerator of (17) and it is not restrictive its presence in the denominator of (17).

We now state our result for estimating  $\theta(\tau)$  and  $\Pi(\tau)$ .

**THEOREM 4.2.** *Let  $(\hat{\theta}(\tau), \hat{\Pi}(\tau))$  be the estimator defined in (15). Suppose that Assumptions 2–4 hold and that*

$$(19) \quad q \geq C \frac{\phi_n \sqrt{c_T \log(pc_T \vee n)} (\sqrt{s_\tau + 1} + \sqrt{r_\tau / \log(pc_T \vee n)}) (\sqrt{n} + \sqrt{d_T})}{\sqrt{nd_T} \kappa_0 \underline{f}^{1/2}},$$

for a large enough constant  $C$ , and  $\{\phi_n\}$  is a sequence with  $\phi_n / (\sqrt{f} \log(c_T + 1)) \rightarrow \infty$ .

Then

(20)

$$\|\hat{\theta}(\tau) - \theta(\tau)\| = O_{\mathbb{P}} \left( \frac{\phi_n (1 + \sqrt{\frac{s_\tau}{m}}) \sqrt{c_T \log(pc_T \vee n)} (\sqrt{1 + s_\tau} + \sqrt{\frac{r_\tau}{\log(pc_T \vee n)}})}{\kappa_m \underline{f}^{1/2}} \left( \frac{1}{\sqrt{n}} + \frac{1}{\sqrt{d_T}} \right) \right),$$

and

(21)

$$\frac{1}{nT} \|\hat{\Pi}(\tau) - \Pi(\tau)\|_F^2 = O_{\mathbb{P}} \left( \frac{\phi_n^2 c_T \log(pc_T \vee n) (1 + s_\tau + \frac{r_\tau}{\log(pc_T \vee n)})}{\kappa_0^4 \underline{f}} \left( \frac{1}{n} + \frac{1}{d_T} \right) \right),$$

for choices of the tuning parameters as in Theorem 4.1.

Theorem 4.2 gives an upper bound on the performance of  $(\hat{\theta}(\tau), \hat{\Pi}(\tau))$  for estimating the vector of coefficients  $\theta(\tau)$  and the latent matrix  $\Pi(\tau)$ . For simplicity, consider the case of i.i.d. data. Then the convergence rate of our estimation of  $\theta(\tau)$ , under the Euclidean norm, is in the order of  $(\sqrt{s_\tau} + \sqrt{r_\tau}) / \min\{\sqrt{n}, \sqrt{d_T}\}$ , if we ignore all the other factors. Hence, we can consistently estimate  $\theta(\tau)$  provided that  $\max\{s_\tau, r_\tau\} \ll \min\{n, T\}$ . This is similar to the low-rank condition in [65]. In the low dimensional case  $s_\tau = O(1)$ , the rate  $\sqrt{r_\tau} / \min\{\sqrt{n}, \sqrt{d_T}\}$  matches that of Theorem 1 in [64]. However, unlike [64], our estimator is based on a loss function that is robust to outliers, and our assumptions also allow for weak dependence across time, making our framework potentially more general. Furthermore, the same applies to our rate on the mean squared error for estimating  $\Pi(\tau)$ , which also matches that in Theorem 1 of [64].

With regards to the novelty of Theorem 4.2, we highlight that, while its proof is similar in spirit to that of Theorem 2 in [13], there are some significant differences. First, the construction of the restricted set used in Theorem 4.2 involves two different penalties which makes challenging to disentangle the behavior of  $\hat{\beta}(\tau)$  and  $\hat{\Pi}$ , whereas [13] only had to deal with one penalty. Second, the empirical processes in [13] all involved independent data whereas as the proof of Theorem 4.2 handles the time dependence of our model and the latent factors.

Interestingly, it is expected that the rate in Theorem 4.2 is optimal. To elaborate on this point, consider the simple case where  $n = T$ ,  $\theta = 0$ ,  $\tau = 0.5$ , and  $e_{i,t} := Y_{i,t} - \Pi_{i,t}(\tau)$  are mean zero i.i.d. sub-Gaussian( $\sigma^2$ ). The latter implies that

$$\mathbb{P}(|e_{1,1}| > z) \leq C_1 \exp\left(-\frac{z^2}{2\sigma^2}\right),$$

for a positive constant  $C_1$ , and for all  $z > 0$ . Then by Theorem 2.3 in [19], we have the following lower bound for estimating  $\Pi(\tau)$ :

$$(22) \quad \inf_{\hat{\Pi}} \sup_{\Pi(\tau) : \text{rank}(\Pi(\tau)) \leq r_\tau} \mathbb{E} \left( \frac{\|\hat{\Pi}(\tau) - \Pi(\tau)\|_F^2}{nT} \right) \geq \frac{r_\tau \sigma^2}{n}.$$

Notably, the lower bound in (22) matches the rate implied by Theorem 4.2, ignoring other factors depending on  $s_\tau$ ,  $\kappa_0$ ,  $\kappa_m$ ,  $p$  and  $\phi_n$ . However, we highlight that the upper bound

(21) in Theorem 4.2 holds without the perhaps restrictive condition that the errors are sub-Gaussian.

We conclude this section with a result regarding the estimation of the factors and loadings of the latent matrix  $\Pi(\tau)$ . This is expressed in Corollary 4.3 below and is immediate consequence of Theorem 4.2 and Theorem 3 in [81].

**COROLLARY 4.3.** *Suppose that all the conditions of Theorem 4.2 hold. Let  $\sigma_1(\tau) \geq \sigma_2(\tau) \geq \dots \geq \sigma_{r_\tau}(\tau) > 0$  be the singular values of  $\Pi(\tau)$ , and  $\hat{\sigma}_1(\tau) \geq \dots \geq \hat{\sigma}_{\min\{n, T\}}(\tau)$  the singular values of  $\hat{\Pi}(\tau)$ . Let  $g(\tau), \hat{g}(\tau) \in \mathbb{R}^{T \times r_\tau}$  and  $\lambda(\tau), \hat{\lambda}(\tau), \tilde{\lambda}(\tau), \tilde{\tilde{\lambda}}(\tau) \in \mathbb{R}^{n \times r_\tau}$  be matrices with orthonormal columns satisfying*

$$\Pi(\tau) = \sum_{j=1}^{r_\tau} \sigma_j \tilde{\lambda}_{\cdot, j}(\tau) g_{\cdot, j}(\tau)' = \sum_{j=1}^{r_\tau} \lambda_{\cdot, j}(\tau) g_{\cdot, j}(\tau)',$$

and  $\hat{\Pi}(\tau) \hat{g}_{\cdot, j}(\tau) = \hat{\sigma}_j(\tau) \tilde{\tilde{\lambda}}_{\cdot, j}(\tau) = \hat{\lambda}_{\cdot, j}(\tau)$  for  $j = 1, \dots, r_\tau$ . Then

$$(23) \quad \min_{O \in \mathbb{O}_{r_\tau}} \|\hat{g}(\tau)O - g(\tau)\|_F = O_{\mathbb{P}} \left( \frac{(\sigma_1(\tau) + \sqrt{r_\tau} \text{Err}) \text{Err}}{(\sigma_{r_\tau-1}(\tau))^2 - (\sigma_{r_\tau}(\tau))^2} \right),$$

and

$$(24) \quad \frac{\|\hat{\lambda}(\tau) - \lambda(\tau)\|_F^2}{nT} = O_{\mathbb{P}} \left( \frac{r_\tau \phi_n^2 c_T \log(pc_T \vee n) ((1+s_\tau+r_\tau/\log(pc_T \vee n)))}{\kappa_0^4 \underline{f}} \left( \frac{1}{n} + \frac{1}{d_T} \right) + \frac{\sigma_1^2}{nT} \frac{(\sigma_1(\tau) + \sqrt{r_\tau} \text{Err})^2 \text{Err}^2}{((\sigma_{r_\tau-1}(\tau))^2 - (\sigma_{r_\tau}(\tau))^2)^2} \right).$$

Here,  $\mathbb{O}_{r_\tau}$  is the group of  $r_\tau \times r_\tau$  orthonormal matrices, and

$$\text{Err} := \frac{\phi_n c_T \sqrt{\log(pc_T \vee n)} (\sqrt{1+s_\tau} + \sqrt{r_\tau/\log(pc_T \vee n)})}{\kappa_0^2 \underline{f}^{1/2}} \left( \sqrt{n} + \sqrt{d_T} \right).$$

A particularly interesting instance of Corollary 4.3 is when

$$(\sigma_1(\tau))^2, (\sigma_{r_\tau-1}(\tau))^2 - (\sigma_{r_\tau}(\tau))^2 \asymp nT,$$

a natural setting if the entries of  $\Pi(\tau)$  are  $O(1)$ . Then the upper bound (23) becomes

$$\min_{O \in \mathbb{O}_{r_\tau}} \|\hat{g}(\tau)O - g(\tau)\|_F = O_{\mathbb{P}} \left( \frac{\phi_n \sqrt{c_T \log(pc_T \vee n)} (\sqrt{1+s_\tau} + \sqrt{\frac{r_\tau}{\log(pc_T \vee n)}})}{\kappa_0^2 \underline{f}^{1/2}} \left( \frac{1}{\sqrt{n}} + \frac{1}{\sqrt{d_T}} \right) \right),$$

whereas (24) is now

$$\frac{\|\hat{\lambda}(\tau) - \lambda(\tau)\|_F^2}{nT} = O_{\mathbb{P}} \left( \frac{r_\tau \phi_n^2 c_T \log(pc_T \vee n) (1+s_\tau+r_\tau/\log(pc_T \vee n))}{\kappa_0^4 \underline{f}} \left( \frac{1}{n} + \frac{1}{d_T} \right) \right).$$

The conclusion of Corollary 4.3 allows us to provide an upper bound on the estimation of factors ( $g(\tau)$ ) and loadings ( $\lambda(\tau)$ ) of the latent matrix  $\Pi(\tau)$ . Notice that we are not claiming that we provide consistent estimation of the number latent factors, as Theorem 4.2 only guarantees consistent estimation of  $\Pi(\tau)$ . However, other authors, e.g. [63], have observed that estimation can be possible even if  $r_\tau$  is unknown.

4.3. *Nearly low rank quantiles.* We conclude our theory section by studying the case where the matrix  $X\theta(\tau)$  has nearly low rank. We make this formal by imposing the condition that  $X\theta(\tau)$  can be perturbed into a low-rank matrix. While the result in this subsection differs in the choice of tuning parameters from those in Theorem 4.2, our result here suggests that even in this low-rank setting there exists a choice of tuning parameters that allows our estimator to provide consistent estimation.

We view our setting below as an extension of the linear model in [28] to the quantile framework and reduced rank regression. The specific condition is stated next.

ASSUMPTION 5. *With probability approaching one, it holds that  $\text{rank}(X\theta(\tau) + \xi) = O(r_\tau)$ , and*

$$\frac{\|\xi\|_*}{\sqrt{nT}} = O_{\mathbb{P}} \left( \frac{c_T \phi_n \sqrt{r_\tau} (\sqrt{n} + \sqrt{d_T})}{\sqrt{nT} \underline{f}} \right),$$

with  $c_T$  as defined in Theorem 4.2. Furthermore,  $\|X\theta(\tau) + \Pi(\tau)\|_\infty = O_{\mathbb{P}}(1)$ .

Notice that in Assumption 5,  $\xi$  is an approximation error. In the case  $\xi = 0$ , the condition implies that  $\text{rank}(X\theta(\tau)) = O(r_\tau)$  with probability close to one.

Next, exploiting Assumption 5, we show that (15) provides consistent estimation of the quantile function, namely, of  $X\theta(\tau) + \Pi(\tau)$ .

THEOREM 4.4. *Suppose that Assumptions 2–5 hold. Let  $(\hat{\theta}(\tau), \hat{\Pi}(\tau))$  be the solution to (15) with the additional constraint that  $\|\hat{\Pi}\|_\infty \leq C$ , for a large enough positive constant  $C$ . Then*

$$\frac{1}{nT} \|\hat{\Pi}(\tau) - \Pi(\tau) - X\theta(\tau)\|_F^2 = O_{\mathbb{P}} \left( \frac{(\bar{f}')^2 \phi_n^2 c_T r_\tau}{\underline{f}^4} \left( \frac{1}{n} + \frac{1}{d_T} \right) \right),$$

where  $\{\phi_n\}$  is a sequence with  $\phi_n / (\sqrt{\underline{f}} \log(1 + c_T)) \rightarrow \infty$ , and for choices

$$\nu_1 \asymp \frac{1}{nT} \sum_{i=1}^n \sum_{t=1}^T \max_{j=1, \dots, p} \left| \frac{X_{i,t,j}}{\hat{\sigma}_j} \right|,$$

and

$$\nu_2 \asymp \frac{c_T}{nT} (\sqrt{n} + \sqrt{d_T}).$$

Interestingly, unlike Theorem 4.2, Theorem 4.4 does not show that we can estimate  $\theta(\tau)$  and  $\Pi(\tau)$  separately. Instead, we show that  $\hat{\Pi}(\tau)$ , the estimated matrix of latent factors, captures the overall contribution of both  $\theta(\tau)$  and  $\Pi(\tau)$ . This is expected since Assumption 5 states that, with high probability,  $X\theta(\tau)$  has rank of the same order as of  $\Pi(\tau)$ . Notably,  $\hat{\Pi}(\tau)$  is able to estimate  $X\theta(\tau) + \Pi(\tau)$  via requiring that the value of  $\nu_1$  increases significantly with respect to the choice in Theorem 4.2, while keeping  $\nu_2 \asymp c_T(\sqrt{n} + \sqrt{d_T})/(nT)$ .

As for the convergence rate in Theorem 4.4 for estimating  $\Pi(\tau)$ , this is of the order  $r_\tau c_T (n^{-1} + d_T^{-1})$ , if we ignore  $\underline{f}$ ,  $\bar{f}'$ , and  $\phi_n$ . When the data are independent, the rate becomes of the order  $r_\tau (n^{-1} + T^{-1})$ . In such framework, our result matches the minimax rate of estimation in [18] for estimating an  $n \times T$  matrix of rank  $r_\tau$ , provided that  $n \asymp T$ , see our discussion in Section 4.2.



**5. Simulation.** In this section, we evaluate the performance of our proposed approach ( $\ell_1$ -NN-QR) with extensive numerical simulations focusing on the median case, namely the case when  $\tau = 0.5$ . As benchmarks, we consider the  $\ell_1$ -penalized quantile regression studied in [12], and similarly we refer to this procedure as  $\ell_1$ -QR. We also compare with the mean case, which we denote it as  $\ell_1$ -NN-LS as it combines the  $\ell_2$ -loss function with  $\ell_1$  and nuclear norm regularization. We consider different generative scenarios. For each scenario we randomly generate 100 different data sets and compute the estimates of the methods for a grid of values of  $\nu_1$  and  $\nu_2$ . Specifically, these tuning parameters are taken to satisfy  $\nu_1 \in \{10^{-4}, 10^{-4.5}, \dots, 10^{-8}\}$  and  $\nu_2 \in \{10^{-3}, 10^{-4}, \dots, 10^{-9}\}$ . Given any choice of tuning parameters, we evaluate the performance of each competing method, averaging over the 100 data sets, and report values that correspond to the best performance. These are referred as optimal tuning parameters and can be thought of as oracle choices.

We also propose a modified Bayesian Information Criterion (BIC) to select the best pair of tuning parameters. Given a pair  $(\nu_1, \nu_2)$ , our method produces a score  $(\hat{\theta}(\tau), \hat{\Pi}(\tau))$ . Specifically, denote  $\hat{s}_\tau = |\{j : \hat{\theta}_j(\tau) \neq 0\}|$  and  $\hat{r}_\tau = \text{rank}(\hat{\Pi}(\tau))$ ,

$$(25) \quad \text{BIC}(\nu_1, \nu_2) = \sum_{i=1}^n \sum_{t=1}^T \rho_\tau(Y_{i,t} - X'_{i,t} \hat{\theta}(\nu_1, \nu_2) - \hat{\Pi}(\nu_1, \nu_2)) + \frac{\log(nT)}{2} (c_1 \cdot \hat{s}_\tau(\nu_1, \nu_2) + (1 + n + T) \cdot \hat{r}_\tau(\nu_1, \nu_2)),$$

where  $c_1 > 0$  is a constant. The intuition here is that the first term in the right hand side of (25) corresponds to the fit to the data. The second term includes the factor  $\log(nT)/2$  to emulate the usual penalization in BIC. The number of parameters in the model with choices  $\nu_1$  and  $\nu_2$  is estimated by  $\hat{s}_\tau$  for the vector of coefficients, and  $(1 + n + T) \cdot \hat{r}_\tau$  for the latent matrix. The latter is reasonable since  $\hat{\Pi}(\tau)$  is potentially a low rank matrix and we simply count the number of parameters in its singular value decomposition. As for the extra quantity  $c_1$ , we have included this term to balance the dominating contribution of the  $(1 + n + T) \cdot \hat{r}_\tau$ . We find that in practice  $c_1 = \log^2(nT)$  gives reasonable performance in both simulated and real data. This is the choice that we use in our experiments. Then for each of data set under each design, we calculate the minimum value of  $\text{BIC}(\nu_1, \nu_2)$ , over the different choices of  $\nu_1$  and  $\nu_2$ , and report the average over the 100 Monte Carlo simulations. We refer to this as BIC- $\ell_1$ -NN-QR.

As performance measure we use a scaled version (see Tables 1-2) of the squared distance between the true vector of coefficients  $\theta$  and the corresponding estimate. We also consider a different metric, the ‘‘Quantile error’’ ([55]):

$$(26) \quad \frac{1}{nT} \sum_{i=1}^n \sum_{t=1}^T (F_{Y_{i,t}|X_{i,t};\theta(\tau),\Pi(\tau)}^{-1}(0.5) - \hat{F}_{Y_{i,t}|X_{i,t};\theta(\tau),\Pi(\tau)}^{-1}(0.5))^2,$$

which measures the average squared error between the quantile functions at the samples and their respective estimates. Since our simulations consider models with symmetric mean zero error, the above metric corresponds to the mean squared error for estimating the conditional expectation.

Next, we provide a detailed description of each of the generative models that we consider in our experiments. In each model design the dimensions of the problem are given by  $n \in \{100, 500\}$ ,  $p \in \{5, 30\}$  and  $T \in \{100, 500\}$ , and we also consider the instance  $n = p = T = 50$ . The covariates  $\{X_{i,t}\}$  are i.i.d  $N(0, I_p)$ .

**Design 1. (Location shift model)** The data is generated from the model

$$(27) \quad Y_{i,t} = X'_{i,t} \theta + \Pi_{i,t} + \epsilon_{i,t},$$

where  $\sqrt{3}\epsilon_{i,t} \stackrel{i.i.d.}{\sim} t(3)$ ,  $i = 1, \dots, n$  and  $t = 1, \dots, T$ , with  $t(3)$  the Student's t-distribution with 3 degrees of freedom. The scaling factor  $\sqrt{3}$  simply ensures that the errors have variance 1. In (27), we take the vector  $\theta \in \mathbb{R}^p$  to satisfy

$$\theta_j = \begin{cases} 1 & \text{if } j \in \{1, \dots, \min\{10, p\}\} \\ 0 & \text{otherwise.} \end{cases}$$

We also construct  $\Pi \in \mathbb{R}^{n \times T}$  to be rank one, defined as  $\Pi_{i,t} = 5i(\cos(4\pi t/T))/n$ .

**Design 2. (Location-scale shift model)** We consider the model

$$(28) \quad Y_{i,t} = X'_{i,t}\theta + \Pi_{i,t} + (X'_{i,t}\theta)\epsilon_{i,t},$$

where  $\epsilon_{i,t} \stackrel{i.i.d.}{\sim} N(0, 1)$ ,  $i = 1, \dots, n$  and  $t = 1, \dots, T$ . The parameters in  $\theta$  and  $\Pi$  in (28) are taken to be the same as in (27). The only difference now is that we have the extra parameter  $\theta \in \mathbb{R}^p$ , which we define as  $\theta_j = j/(2p)$  for  $j \in \{1, \dots, p\}$ .

**Design 3. (Location shift model with random factors)** This is the same as Design 1 with the difference that we now generate  $\Pi$  as

$$(29) \quad \Pi_{i,t} = \sum_{k=1}^5 c_k u_k v_k^T,$$

where

$$(30) \quad c_k \sim U[0, 1/4], \quad u_k = \frac{\tilde{u}_k}{\|\tilde{u}_k\|}, \quad \tilde{u}_k \sim N(0, I_n), \quad v_k = \frac{\tilde{v}_k}{\|\tilde{v}_k\|}, \quad \tilde{v}_k \sim N(0, I_n), \quad k = 1, \dots, 5.$$

**Design 4. (Location-scale shift model with random factors)** This is a combination of Designs 2 and 3. Specifically, we generate data as in (28) but with  $\Pi$  satisfying (29) and (30).

The results in Tables 1-2 show a clear advantage of our proposed method against the benchmarks across the four designs we consider. This is true for estimating the vector of coefficients, and under the measure of quantile error. Importantly, our approach is not only the best under the optimal choice of tuning parameters but it remains competitive with the BIC type of criteria defined with the score (25). In particular, under Designs 1 and 2, the data driven version of our estimator, BIC- $\ell_1$ -NN-QR, performs very closely to the ideally tuned one  $\ell_1$ -NN-QR. In the more challenging settings of Designs 3 and 4, we noticed that BIC- $\ell_1$ -NN-QR performs reasonably well compared to  $\ell_1$ -NN-QR.

## 6. Empirical Performance of the ‘‘Characteristics + Latent Factor’’ Model in Asset Pricing.

*Data Description.* We use data from CRSP and Compustat to construct 24 firm level characteristics that are documented to explain the cross section and time series of stock returns in the finance and accounting literature. The characteristics we choose include well-known drivers of stock returns such as beta, size, book-to-market, momentum, volatility, liquidity, investment and profitability. Table S1 in the Supplementary Material lists details of the characteristics used and the methods to construct the data. We follow the procedures of [48] to construct the characteristics of interest. The characteristics used in our model are standardized to have zero mean and unit variance. Figure 1 plots the histogram of monthly stock returns and 9 standardized firm characteristics. Each of them have different distribution

TABLE 1

For Designs 1-2 described in the main text, under different values of  $(n, p, T)$ , we compare the performance of different methods. The metrics use are the scaled  $\ell_2$  distance for estimating  $\theta(\tau)$ , and the Quantile error defined in (26). For each method we report the average, over 100 Monte Carlo simulations, of the two performance measures.

Method	$n$	$p$	$T$	Design 1		Design 2	
				$\frac{\ \hat{\theta}(\tau) - \theta(\tau)\ ^2}{10^{-4}}$	Quantile error	$\frac{\ \hat{\theta}(\tau) - \theta(\tau)\ ^2}{10^{-4}}$	Quantile error
$\ell_1$ -NN-QR	300	30	300	<b>0.86</b>	<b>0.03</b>	<b>0.69</b>	<b>0.03</b>
BIC- $\ell_1$ -NN-QR	300	30	300	<b>0.86</b>	<b>0.03</b>	0.89	<b>0.03</b>
$\ell_1$ -NN-LS	300	30	300	2.58	0.05	1.03	0.04
$\ell_1$ -QR	300	30	300	8.18	4.19	6.81	4.18
$\ell_1$ -NN-QR	300	30	100	<b>2.99</b>	<b>0.04</b>	<b>2.39</b>	<b>0.04</b>
BIC- $\ell_1$ -NN-QR	300	30	100	<b>2.99</b>	<b>0.04</b>	<b>2.39</b>	<b>0.04</b>
$\ell_1$ -NN-LS	300	30	100	8.06	0.12	3.11	0.08
$\ell_1$ -QR	300	30	100	41.0	4.19	26.0	4.19
$\ell_1$ -NN-QR	300	5	300	<b>0.22</b>	<b>0.003</b>	<b>0.39</b>	<b>0.03</b>
BIC- $\ell_1$ -NN-QR	300	5	300	<b>0.22</b>	<b>0.003</b>	0.48	<b>0.03</b>
$\ell_1$ -NN-LS	300	5	300	0.37	0.01	0.69	<b>0.03</b>
$\ell_1$ -QR	300	5	300	2.6	4.19	3.27	4.19
$\ell_1$ -NN-QR	300	5	100	<b>0.50</b>	<b>0.008</b>	<b>0.80</b>	<b>0.03</b>
BIC- $\ell_1$ -NN-QR	300	5	100	0.53	0.009	0.97	<b>0.03</b>
$\ell_1$ -NN-LS	300	5	100	1.12	0.02	1.46	0.04
$\ell_1$ -QR	300	5	100	7.87	4.19	8.56	4.19
$\ell_1$ -NN-QR	100	30	300	<b>2.97</b>	<b>0.04</b>	<b>2.26</b>	<b>0.04</b>
BIC- $\ell_1$ -NN-QR	100	30	300	<b>2.97</b>	<b>0.04</b>	2.81	<b>0.04</b>
$\ell_1$ -NN-LS	100	30	300	9.77	0.12	3.39	0.06
$\ell_1$ -QR	100	30	300	40.0	4.23	24.0	4.23
$\ell_1$ -NN-QR	100	30	100	<b>2.3</b>	<b>0.04</b>	<b>10.0</b>	<b>0.03</b>
BIC- $\ell_1$ -NN-QR	100	30	100	<b>2.3</b>	0.06	11.0	0.04
$\ell_1$ -NN-LS	100	30	100	8.4	0.79	13.0	0.16
$\ell_1$ -QR	100	30	100	229.0	4.23	177.0	4.23
$\ell_1$ -NN-QR	100	5	300	<b>0.64</b>	<b>0.008</b>	<b>0.89</b>	<b>0.03</b>
BIC- $\ell_1$ -NN-QR	100	5	300	0.65	<b>0.008</b>	1.32	<b>0.03</b>
$\ell_1$ -NN-LS	100	5	300	1.25	0.02	1.67	0.05
$\ell_1$ -QR	100	5	300	8.79	4.23	8.61	4.23
$\ell_1$ -NN-QR	100	5	100	<b>1.82</b>	<b>0.009</b>	<b>3.30</b>	<b>0.03</b>
BIC- $\ell_1$ -NN-QR	100	5	100	1.85	0.01	3.74	0.04
$\ell_1$ -NN-LS	100	5	100	4.06	0.03	4.45	0.14
$\ell_1$ -QR	100	5	100	32.0	4.23	27.0	4.23
$\ell_1$ -NN-QR	50	50	50	<b>136.0</b>	<b>0.09</b>	<b>388.0</b>	<b>0.21</b>
BIC- $\ell_1$ -NN-QR	50	50	50	241.0	0.33	522.0	0.59
$\ell_1$ -NN-LS	50	50	50	2010	0.17	982	0.45
$\ell_1$ -QR	50	50	50	1258	4.27	2000.6	4.33

patterns, suggesting the potential nonlinear relationship between returns and firm characteristics, which can be potentially captured by our quantile model.

Our empirical design is closely related to the characteristics model proposed by [33, 34]. To avoid any “data snooping” issue caused by grouping, we conduct the empirical analysis at individual stock level. Specifically, we use the sample period from January 2000 to December 2018, and estimate our model using monthly returns (228 months) from 1306 firms that have non-missing values during this period.

TABLE 2

For Designs 3-4 described in the main text, under different values of  $(n, p, T)$ , we compare the performance of different methods. The metrics use are the scaled  $\ell_2$  distance for estimating  $\theta(\tau)$ , and the Quantile error defined in (26). For each method we report the average, over 100 Monte Carlo simulations, of the two performance measures.

Method	$n$	$p$	$T$	Design 3		Design 4	
				$\frac{\ \hat{\theta}(\tau) - \theta(\tau)\ ^2}{10^{-4}}$	Quantile error	$\frac{\ \hat{\theta}(\tau) - \theta(\tau)\ ^2}{10^{-4}}$	Quantile error
$\ell_1$ -NN-QR	300	30	300	<b>2.17</b>	<b>0.17</b>	<b>1.58</b>	<b>0.11</b>
BIC- $\ell_1$ -NN-QR	300	30	300	2.17	0.29	2.81	0.26
$\ell_1$ -NN-LS	300	30	300	3.33	0.19	3.54	0.12
$\ell_1$ -QR	300	30	300	6.59	1.09	12.0	1.01
$\ell_1$ -NN-QR	300	30	100	<b>10.0</b>	0.18	<b>4.61</b>	<b>0.13</b>
BIC- $\ell_1$ -NN-QR	300	30	100	11.0	0.26	<b>4.61</b>	0.16
$\ell_1$ -NN-LS	300	30	100	11.0	0.25	9.21	0.17
$\ell_1$ -QR	300	30	100	27.0	11.10	47.2	1.10
$\ell_1$ -NN-QR	300	5	300	<b>1.13</b>	<b>0.17</b>	<b>0.27</b>	<b>0.03</b>
BIC- $\ell_1$ -NN-QR	300	5	300	1.56	0.33	0.74	0.13
$\ell_1$ -NN-LS	300	5	300	1.58	0.19	0.49	0.05
$\ell_1$ -QR	300	5	300	2.47	1.10	5.52	1.09
$\ell_1$ -NN-QR	300	5	100	<b>3.04</b>	<b>0.19</b>	<b>0.69</b>	0.05
BIC- $\ell_1$ -NN-QR	300	5	100	4.37	0.27	1.11	0.15
$\ell_1$ -NN-LS	300	5	100	4.43	0.27	1.12	<b>0.05</b>
$\ell_1$ -QR	300	5	100	7.65	1.11	13.4	1.10
$\ell_1$ -NN-QR	100	30	300	<b>11.0</b>	<b>0.18</b>	<b>7.06</b>	<b>0.15</b>
BIC- $\ell_1$ -NN-QR	100	30	300	12.0	0.27	7.29	0.24
$\ell_1$ -NN-LS	100	30	300	12.0	0.34	11.2	0.18
$\ell_1$ -QR	100	30	300	26.0	1.10	51.0	1.12
$\ell_1$ -NN-QR	100	30	100	<b>6.12</b>	<b>0.17</b>	<b>32.1</b>	0.10
BIC- $\ell_1$ -NN-QR	100	30	100	6.64	0.22	35.4	0.15
$\ell_1$ -NN-LS	100	30	100	8.63	1.08	82.0	0.84
$\ell_1$ -QR	100	30	100	16.5	1.12	267.6	1.13
$\ell_1$ -NN-QR	100	5	300	<b>2.99</b>	<b>0.18</b>	<b>0.86</b>	<b>0.05</b>
BIC- $\ell_1$ -NN-QR	100	5	300	4.19	0.26	1.43	0.14
$\ell_1$ -NN-LS	100	5	300	5.27	0.33	1.45	<b>0.05</b>
$\ell_1$ -QR	100	5	300	8.59	1.10	21.0	1.09
$\ell_1$ -NN-QR	100	5	100	<b>12.3</b>	<b>0.16</b>	<b>2.15</b>	<b>0.04</b>
BIC- $\ell_1$ -NN-QR	100	5	100	13.1	0.20	2.43	0.07
$\ell_1$ -NN-LS	100	5	100	15.0	1.09	3.61	0.07
$\ell_1$ -QR	100	5	100	24.7	1.10	45.7	1.09
$\ell_1$ -NN-QR	50	50	50	<b>386.7</b>	<b>0.32</b>	<b>511</b>	<b>0.27</b>
BIC- $\ell_1$ -NN-QR	50	50	50	898.1	0.97	1128.1	0.74
$\ell_1$ -NN-LS	50	50	50	605.2	0.44	967.3	0.49
$\ell_1$ -QR	50	50	50	1035.8	1.15	1697.5	1.18

A “Characteristic + Latent Factor” Asset Pricing Model. We apply our model to fit the cross section and time series of stock returns ([60]). There are  $n$  assets (stocks), and the return of the each asset can potentially be explained by  $p$  observed asset characteristics (sparse part) and  $r$  latent factors (dense part). The asset characteristics are the covariates in our model. Our model imposes a sparse structure on the  $p$  characteristics so that only the characteristics having the strongest explanatory powers are selected by the model. The part that’s unexplained by the firm characteristics are captured by latent factors.

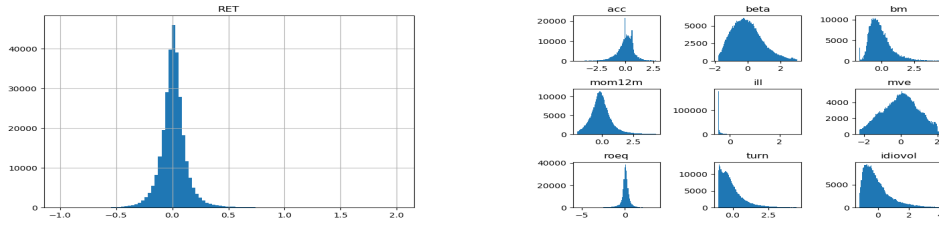


FIG 1. Histograms of monthly stock returns (left) and firm characteristics (right).

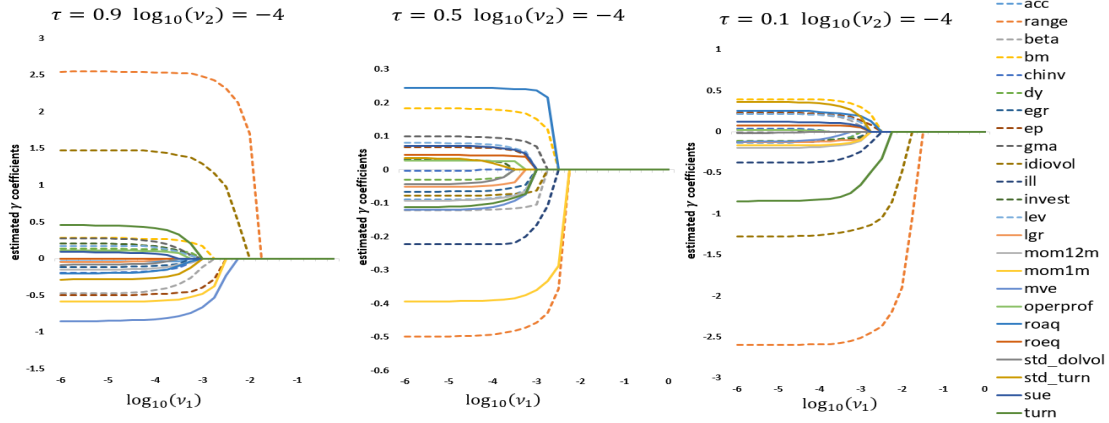


FIG 2. Estimated Coefficients as a Function of  $\nu_1$ . This figure plots the estimated coefficient  $\theta$  when the tuning parameter  $\nu_1$  changes, for  $\tau = \{0.1, 0.5, 0.9\}$ . The parameter  $\nu_2$  is fixed at  $\log_{10}(\nu_2) = -4$ .

Suppose we have  $n$  stock returns  $(R_1, \dots, R_n)$ , and  $p$  observed firm characteristics  $(X_1, \dots, X_p)$  over  $T$  periods. The return quantile at level  $\tau$  of portfolio  $i$  in time  $t$  is assumed to be the following:

$$F_{R_{i,t}|X_{i,t-1};\theta(\tau),\lambda_i(\tau),g_t(\tau)}^{-1}(\tau) = X_{i,t-1,1}\theta_1(\tau) + \dots + X_{i,t-1,p}\theta_p(\tau) + \lambda_i(\tau) g_t(\tau) \quad (1 \times r_\tau) (r_\tau \times 1)$$

where  $X_{i,t-1,k}$ , e.g.  $k = 1$  or  $k = p$ , is the  $k$ -th characteristic (e.g. the book-to-market ratio) of asset  $i$  in time  $t - 1$ . The coefficient  $\theta_k$  captures the extent to which assets with higher/lower characteristic  $X_{i,t,k}$  delivers higher average return. The term  $g_t$  contains the  $r_\tau$  latent factors

in period  $t$  which captures systematic risks in the market, and  $\lambda_i$  contains portfolio  $i$ 's loading on these factors (i.e. exposure to risk).

There is a discussion in academic research on “factor versus characteristics” in late 1990s and early 2000s. The factor/risk based view argues that an asset has higher expected returns because of its exposure to risk factors (e.g. Fama-French 3 factors) which represent some unobserved systematic risk. An asset’s exposure to risk factors are measured by factor loadings. The characteristics view claims that stocks have higher expected returns simply because they have certain characteristics (e.g. higher book-to-market ratios, smaller market capitalization), which might be independent of systematic risk ([33, 34]). The formulation of our model accommodates both the factor view and the characteristics view. The sparse part is similar to [33, 34], in which stock return are explained by firm characteristics. The dense part assumes a low-dimensional latent factor structure where the common variations in stock returns are driven by several “risk factors”.

*Empirical Results.* We first get the estimates  $\hat{\theta}(\tau)$  and  $\hat{\Pi}(\tau)$  at three different quantiles,  $\tau = \{0.1, 0.5, 0.9\}$  using our proposed ADMM algorithm. We then decompose  $\hat{\Pi}(\tau)$  into the products of its  $\hat{r}_\tau$  principal components  $\hat{g}(\tau)$  and their loadings  $\hat{\lambda}(\tau)$  via eq(12). The  $(i, k)$ -th element of  $\hat{\lambda}(\tau)$ , denoted as  $\hat{\lambda}_{i,k}(\tau)$ , can be interpreted as the exposure of asset  $i$  to the  $k$ -th latent factor (or in finance terminology, “quantity of risk”). And the  $(t, k)$ -th elements of  $\hat{g}(\tau)$ , denoted as  $\hat{g}_{t,k}(\tau)$ , can be interpreted as the compensation of the risk exposure to the  $k$ -th latent factor in time period  $t$  (or in finance terminology, “price of risk”). The model are estimated with different tuning parameters  $\nu_1$  and  $\nu_2$ , and use our proposed BIC to select the optimal tuning parameters. The details of the information criteria can be found in equation (25).

The tuning parameter  $\nu_1$  governs the sparsity of the coefficient vector  $\theta$ . The larger  $\nu_1$  is, the larger the shrinkage effect on  $\theta$ . Figure 2 illustrate the effect of this shrinkage. With  $\nu_2$  fixed, as the value of  $\nu_1$  increases, more coefficients in the estimated  $\theta$  vector shrink to zero. From a statistical point of view, the “effective characteristics” that can explain stock returns are those with non-zero coefficient  $\theta$  at relatively large values of  $\nu_1$ .

Table 3 reports the relationship between tuning parameter  $\nu_2$  and rank of estimated  $\Pi$  at different quantiles. It shows that the tuning parameter  $\nu_2$  governs the rank of matrix  $\Pi$ , and that as  $\nu_2$  increases, we penalize more on the rank of matrix  $\Pi$  through its nuclear norm.

TABLE 3  
The estimated rank of  $\Pi$ .

$\log_{10}(\nu_2)$	$\tau = 0.1$	$\tau = 0.5$	$\tau = 0.9$
-6.0	228	228	228
-5.5	228	228	228
-5.0	228	228	228
-4.5	164	228	168
-4.0	1	7	2
-3.5	1	1	1
-3.0	0	0	0

Note: Estimated under different values of turning parameter  $\nu_2$ , when  $\nu_1 = 10^{-5}$  is fixed. The results are reported for quantiles 10%, 50% and 90%.

The left panel of Table 4 reports the estimated coefficients in the sparse part when we fix the tuning parameters at  $\log_{10}(\nu_1) = -3.5$  and  $\log_{10}(\nu_2) = -4$ . The signs of some characteristics are the same across the quantiles, e.g. size (mve), book-to-market (bm), momentum



TABLE 4  
*Sparse Part Coefficients at Different Quantiles.*

	Fixed $\nu_1$ and $\nu_2$			Optimal $\nu_1$ and $\nu_2$ (BIC)		
	$\tau = 0.1$	$\tau = 0.5$	$\tau = 0.9$	$\tau = 0.1$	$\tau = 0.5$	$\tau = 0.9$
acc	-0.089	-0.074	-0.041	0	0	0
range	-2.574	-0.481	2.526	-2.372	-0.356	2.429
beta	0.174	-0.116	-0.406	0	0	-0.115
bm	0.371	0.175	0.263	0	0	0.168
chinv	0	0	-0.152	0	0	0
dy	-0.086	0	0.119	0	0	0
egr	-0.106	-0.053	-0.091	0	0	0
ep	0.199	0.057	-0.479	0	0	-0.391
gma	0	0.091	0.201	0	0	0
idiovol	-1.229	-0.071	1.438	-1.055	0	1.286
ill	-0.334	-0.218	0	0	0	0
invest	-0.097	0	0.146	0	0	0
lev	0.183	0.063	0.129	0	0	0
lgr	-0.106	-0.037	0	0	0	0
mom12m	-0.166	-0.077	-0.117	0	0	0
mom1m	-0.150	-0.384	-0.571	0	-0.286	-0.477
mve	-0.038	-0.093	-0.811	0	0	-0.667
operprof	0	0.025	0.088	0	0	0
roaq	0.221	0.242	-0.147	0	0	0
roeq	0.073	0.041	0	0	0	0
std_dolvol	0	0	-0.039	0	0	0
std_turn	0.310	0	-0.247	0	0	0
sue	0.105	0.061	0.045	0	0	0
turn	-0.796	-0.083	0.386	-0.330	0	0

Note: The left panel reports the estimated coefficient vector  $\theta$  in the sparse part for quantiles 10%, 50% and 90%, when the tuning parameters are fixed at  $\log_{10}(\nu_1) = -3.5$ ,  $\log_{10}(\nu_2) = -4$ . The right panel reports the estimated coefficient vector  $\theta$  under the when the turning parameters are optimal, as selected by BIC (indicated in Table 5).

(mom1m, mom12m), accruals (acc), book equity growth (egr), leverage (lev), and standardized unexpected earnings (sue). However, some characteristics have heterogeneous effects on future returns at different quantiles. For example, at the 10% quantile, high beta stocks have high future returns, which is consistent with results found via the CAPM; while at 50% and 90% quantile, high beta stocks have low future returns, which conforms the “low beta anomaly” phenomenon. Volatility (measured by both range and idiosyncratic volatility) is positively correlated with future returns at 90% quantile, but negatively correlated with future returns at 10% and 50% percentile. The result suggests that quantile models can capture a wider picture of the heterogeneous relationship between asset returns and firm characteristics at different parts of the distribution ([52]).

Table 5 reports the selected optimal tuning parameters  $\nu_1$  and  $\nu_2$  for different quantiles. The tuning parameters are selected via BIC based on (25) as discussed in Section 5. For every  $\nu_1$  and  $\nu_2$ , we get the estimates  $\tilde{\theta}(\nu_1, \nu_2)$  and  $\tilde{\Pi}(\nu_1, \nu_2)$  and the number of factors  $r = \text{rank}(\tilde{\Pi}(\nu_1, \nu_2))$ . The  $\theta$  vector is sparse with non-zero coefficients on selected characteristics. The 10% quantile of returns has only 1 latent factor, and 3 selected characteristics. The median of returns has 7 latent factors and 2 selected characteristics. The 90% quantile of returns has 2 latent factors and 7 selected characteristics. Range is the only characteristic selected across all 3 quantiles. Idiosyncratic volatility is selected at 10% and 90% quantiles,

with opposite signs. 1-month momentum is selected at 50% and 90% percentiles, with negative sign suggesting reversal in returns.

TABLE 5  
*Selected Optimal Tuning Parameters and Number of Factors*

	$\tau = 0.1$	$\tau = 0.5$	$\tau = 0.9$
optimal $r$	1	7	2
optimal $\nu_1$	$10^{-2.5}$	$10^{-2.5}$	$10^{-2.75}$
optimal $\nu_2$	$10^{-4}$	$10^{-4}$	$10^{-4}$

Note: This table reports the selected optimal tuning parameter  $\nu_1$  and  $\nu_2$  that minimize the objective function in equation (25) for different quantiles.

Overall, the empirical evidence suggests that both firm characteristics and latent risk factors have valuable information in explaining stock returns. In addition, we find that the selected characteristics and number of latent factors differ across the quantiles.

*Interpretation of Latent Factors.* Table 6 below reports the variance in the matrix  $\Pi$  explained by each Principal Component (PC) or latent factor. At upper and lower quantiles, the first PC dominates. At the median there are more latent factors accounting for the variations in  $\Pi$ , with second PC explaining 13.8% and third PC explaining 6.8%.

TABLE 6  
*Percentage of  $\Pi$  explained by PC*

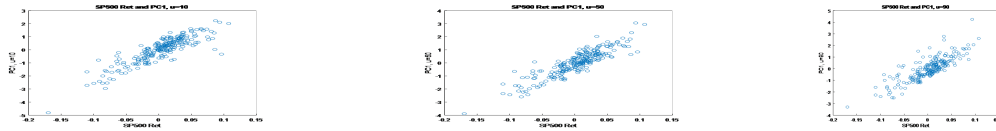
	$\tau = 0.1$	$\tau = 0.5$	$\tau = 0.9$
PC1	100.00%	73.82%	99.68%
PC2		13.71%	0.32%
PC3		6.78%	
PC4		4.12%	
PC5		1.11%	
PC6		0.45%	
PC7		0.01%	
Total	100.00%	100.00%	100.00%

Note: Variance of matrix  $\Pi$  explained by each principal component for different quantiles.

We also found the first PC captures the market returns in all three quantiles: Figure 3 plots the first principal component against the monthly returns of S&P500 index, showing that they have strong positive correlations.

**Acknowledgements.** We would like to thank the Editors, the Associate Editors and two anonymous referees for their detailed reviews, which helped to improve the paper substantially. We are also grateful to Victor Chernozhukov, Iván Fernández-Val, Bryan Graham, Hiroaki Kaido, Anna Mikusheva, Whitney Newey, Eric Renault, Jeremy Smith, and Vasilis Syrgkanis for helpful discussions.

FIG 3. The S&P 500 Index Return and the First PC at Different Quantiles. This figure plots the first PC of matrix  $\Pi$  against S&P500 index monthly return for quantiles 10% (left), 50% (middle), and 90% (right).



## REFERENCES

- [1] ABREVVAYA, J. and DAHL, C. M. (2008). The effects of birth inputs on birthweight: evidence from quantile estimation on panel data. *Journal of Business & Economic Statistics* **26** 379–397.
- [2] ALI, A., KOLTER, Z. and TIBSHIRANI, R. (2016). The multiple quantile graphical model. In *Advances in Neural Information Processing Systems* 3747–3755.
- [3] ANDO, T. and BAI, J. (2020). *Journal of the American Statistical Association* **115** 266–279.
- [4] ARELLANO, M. and BONHOMME, S. (2017). Quantile selection models with an application to understanding changes in wage inequality. *Econometrica* **85** 1–28.
- [5] ATHEY, S., BAYATI, M., DOUDCHENKO, N., IMBENS, G. and KHOSRAVI, K. (2018). Matrix completion methods for causal panel data models.
- [6] BAI, J. (2009). Panel data models with interactive fixed effects. *Econometrica* **77** 1229–1279.
- [7] BAI, J. and FENG, J. (2019). Robust Principal Components Analysis with Non-Sparse Errors. *arXiv preprint arXiv:1902.08735*.
- [8] BAI, J. and LI, K. (2012). Statistical analysis of factor models of high dimension. *The Annals of Statistics* **40** 436–465.
- [9] BAI, J. and NG, S. (2013). Principal components estimation and identification of static factors. *Journal of Econometrics* **176** 18–29.
- [10] BAI, J. and NG, S. (2017). Principal components and regularized estimation of factor models. *arXiv preprint arXiv:1708.08137*.
- [11] BAI, J. and NG, S. (2019). Matrix completion, counterfactuals, and factor analysis of missing data. *arXiv preprint arXiv:1910.06677*.
- [12] BELLONI, A. and CHERNOZHUKOV, V. (2009). On the computational complexity of MCMC-based estimators in large samples. *The Annals of Statistics* **37** 2011–2055.
- [13] BELLONI, A. and CHERNOZHUKOV, V. (2011).  $\ell_1$ -penalized quantile regression in high-dimensional sparse models. *The Annals of Statistics* **39** 82–130.
- [14] BICKEL, P., RITOV, Y. and TSYBAKOV, A. (2009). Simultaneous analysis of Lasso and Dantzig selector. *The Annals of Statistics* **37** 1705–1732.
- [15] BOYD, S., PARIKH, N., CHU, E., PELEATO, B. and ECKSTEIN, J. (2011). Distributed optimization and statistical learning via the alternating direction method of multipliers. *Foundations and Trends® in Machine Learning* **3** 1–122.
- [16] BRAHMA, P. P., SHE, Y., LI, S., LI, J. and WU, D. (2017). Reinforced robust principal component pursuit. *IEEE transactions on neural networks and learning systems* **29** 1525–1538.
- [17] CAI, J.-F., CANDÈS, E. and SHEN, Z. (2010). A singular value thresholding algorithm for matrix completion. *SIAM Journal on Optimization* **20** 1956–1982.
- [18] CANDÈS, E. and PLAN, Y. (2010). Matrix completion with noise. *Proceedings of the IEEE* **98** 925–936.
- [19] CANDÈS, E. and PLAN, Y. (2011). Tight oracle inequalities for low-rank matrix recovery from a minimal number of noisy random measurements. *IEEE Transactions on Information Theory* **57** 2342–2359.
- [20] CANDÈS, E. and RECHT, B. (2009). Exact matrix completion via convex optimization. *Foundations of Computational mathematics* **9** 717.
- [21] CANDÈS, E. and TAO, T. (2007). The Dantzig selector: Statistical estimation when  $p$  is much larger than  $n$ . *The Annals of Statistics* **35** 2313–2351.
- [22] CHAMBERLAIN, G. and ROTHCHILD, M. (1983). ARBITRAGE, FACTOR STRUCTURE, AND MEAN-VARIANCE ANALYSIS ON LARGE ASSET MARKETS. *Econometrica (pre-1986)* **51** 1281.

- [23] CHATTERJEE, S. (2015). Matrix estimation by universal singular value thresholding. *The Annals of Statistics* **43** 177–214.
- [24] CHEN, M. (2014). Estimation of nonlinear panel models with multiple unobserved effects. *Warwick Economics Research Paper Series No. 1120*.
- [25] CHEN, L., DOLADO, J. and GONZALO, J. (2018). Quantile factor models.
- [26] CHEN, M., FERNÁNDEZ-VAL, I. and WEIDNER, M. (2014). Nonlinear panel models with interactive effects. *arXiv preprint arXiv:1412.5647*.
- [27] CHERNOZHUKOV, V., HANSEN, C. and LIAO, Y. (2017). A lava attack on the recovery of sums of dense and sparse signals. *The Annals of Statistics* **45** 39–76.
- [28] CHERNOZHUKOV, V., HANSEN, C., LIAO, Y. and ZHU, Y. (2018). Inference For Heterogeneous Effects Using Low-Rank Estimations. *arXiv preprint arXiv:1812.08089*.
- [29] COCHRANE, J. H. (2009). *Asset pricing: Revised edition*. Princeton university press.
- [30] COCHRANE, J. H. (2011). Presidential address: Discount rates. *The Journal of finance* **66** 1047–1108.
- [31] CONNOR, G. and KORAJCZYK, R. A. (1988). Risk and return in an equilibrium APT: Application of a new test methodology. *Journal of financial economics* **21** 255–289.
- [32] DALALYAN, A., HEBIRI, M. and LEDERER, J. (2017). On the prediction performance of the lasso. *Bernoulli* **23** 552–581.
- [33] DANIEL, K. and TITMAN, S. (1997). Evidence on the characteristics of cross sectional variation in stock returns. *the Journal of Finance* **52** 1–33.
- [34] DANIEL, K. and TITMAN, S. (1998). Characteristics or covariances. *Journal of Portfolio Management* **24** 24–33.
- [35] DE CASTRO, L. and GALVAO, A. F. (2019). Dynamic quantile models of rational behavior. *Econometrica* **87** 1893–1939.
- [36] ELSENER, A. and VAN DE GEER, S. (2018). Robust low-rank matrix estimation. *The Annals of Statistics* **46** 3481–3509.
- [37] FAMA, E. F. and FRENCH, K. R. (1993). Common risk factors in the returns on stocks and bonds. *Journal of financial economics* **33** 3–56.
- [38] FAZEL, M. (2002). Matrix rank minimization with applications.
- [39] FENG, J. (2019). Regularized Quantile Regression with Interactive Fixed Effects. *arXiv preprint arXiv:1911.00166*.
- [40] FENG, G., GIGLIO, S. and XIU, D. (2019). Taming the factor zoo: A test of new factors Technical Report, National Bureau of Economic Research.
- [41] GALVAO, A. (2011). Quantile regression for dynamic panel data with fixed effects. *Journal of Econometrics* **164** 142–157.
- [42] GALVAO, A. and KATO, K. (2016). Smoothed quantile regression for panel data. *Journal of econometrics* **193** 92–112.
- [43] GALVAO, A. and MONTES-ROJAS, G. V. (2010). Penalized quantile regression for dynamic panel data. *Journal of Statistical Planning and Inference* **140** 3476–3497.
- [44] GIANNONE, D., LENZA, M. and PRIMICERI, G. (2017). Economic predictions with big data: The illusion of sparsity.
- [45] GIGLIO, S. and XIU, D. (2018). Asset pricing with omitted factors. *Chicago Booth Research Paper* **16-21**.
- [46] GIOVANNETTI, B. C. (2013). Asset pricing under quantile utility maximization. *Review of Financial Economics* **22** 169–179.
- [47] GRAHAM, B. S., HAHN, J., POIRIER, A. and POWELL, J. L. (2018). A quantile correlated random coefficients panel data model. *Journal of Econometrics* **206** 305–335.
- [48] GREEN, J., HAND, J. and ZHANG, F. (2017). The characteristics that provide independent information about average us monthly stock returns. *The Review of Financial Studies* **30** 4389–4436.
- [49] HAN, Y., HE, A., RAPACH, D. and ZHOU, G. (2018). What Firm Characteristics Drive US Stock Returns? Available at SSRN 3185335.
- [50] HE, X., WANG, L. and HONG, H. G. (2013). Quantile-adaptive model-free variable screening for high-dimensional heterogeneous data. *The Annals of Statistics* **41** 342–369.
- [51] KATO, K., GALVAO JR, A. F. and MONTES-ROJAS, G. V. (2012). Asymptotics for panel quantile regression models with individual effects. *Journal of Econometrics* **170** 76–91.
- [52] KOENKER, R. (2000). Galton, Edgeworth, Frisch, and prospects for quantile regression in econometrics. *Journal of Econometrics* **95** 347–374.
- [53] KOENKER, R. (2004). Quantile regression for longitudinal data. *Journal of Multivariate Analysis* **91** 74–89.
- [54] KOENKER, R. (2005). *Quantile regression*. Cambridge University Press, New York.
- [55] KOENKER, R. and MACHADO, J. A. (1999). Goodness of fit and related inference processes for quantile regression. *Journal of the american statistical association* **94** 1296–1310.

- [56] KOENKER, R., CHERNOZHUKOV, V., HE, X. and PENG, L. (2017). *Handbook of quantile regression*. CRC press.
- [57] KOLTCHINSKII, V., LOUNICI, K. and TSYBAKOV, A. (2011). Nuclear-norm penalization and optimal rates for noisy low-rank matrix completion. *The Annals of Statistics* **39** 2302–2329.
- [58] KOZAK, S., NAGEL, S. and SANTOSH, S. (2019). Shrinking the cross-section. *Journal of Financial Economics*.
- [59] LAMARCHE, C. (2010). Robust penalized quantile regression estimation for panel data. *Journal of Econometrics* **157** 396–408.
- [60] LETTAU, M. and PELGER, M. (2018). Estimating latent asset-pricing factors Technical Report, National Bureau of Economic Research.
- [61] MA, S., LINTON, O. and GAO, J. (2019). Estimation and inference in semiparametric quantile factor models.
- [62] MANSKI, C. F. (1988). Ordinal utility models of decision making under uncertainty. *Theory and Decision* **25** 79–104.
- [63] MOON, H. R. and WEIDNER, M. (2015). Linear regression for panel with unknown number of factors as interactive fixed effects. *Econometrica* **83** 1543–1579.
- [64] MOON, H. R. and WEIDNER, M. (2018). Nuclear norm regularized estimation of panel regression models. *arXiv preprint arXiv:1810.10987*.
- [65] NEGAHBAN, S. and WAINWRIGHT, M. (2011). Estimation of (near) low-rank matrices with noise and high-dimensional scaling. *The Annals of Statistics* **39** 1069–1097.
- [66] PADILLA, O. H. M. and CHATTERJEE, S. (2020). Risk Bounds for Quantile Trend Filtering. *arXiv preprint arXiv:2007.07472*.
- [67] RECHT, B., FAZEL, M. and PARRILO, P. (2010). Guaranteed minimum-rank solutions of linear matrix equations via nuclear norm minimization. *SIAM review* **52** 471–501.
- [68] RIGOLLET, P. and HÜTTER, J.-C. (2015). High dimensional statistics. *Lecture notes for course 18S997*.
- [69] ROHDE, A. and TSYBAKOV, A. (2011). Estimation of high-dimensional low-rank matrices. *The Annals of Statistics* **39** 887–930.
- [70] ROSS, S. (1976). The arbitrage theory of capital asset pricing. *Journal of Economic Theory* **13** 341–360.
- [71] ROSTEK, M. (2010). Quantile maximization in decision theory. *The Review of Economic Studies* **77** 339–371.
- [72] SAGNER, A. G. (2019). Three essays on quantile factor analysis, PhD thesis, Boston University.
- [73] SHE, Y. and CHEN, K. (2017). Robust reduced-rank regression. *Biometrika* **104** 633–647.
- [74] TIBSHIRANI, R. (1996). Regression shrinkage and selection via the lasso. *Journal of the Royal Statistical Society: Series B (Methodological)* **58** 267–288.
- [75] VAN DER VAART, A. W. and WELLNER, J. A. (1996). *Weak convergence and empirical processes: with applications to statistics*. Springer.
- [76] VU, V. (2007). Spectral norm of random matrices. *Combinatorica* **27** 721–736.
- [77] WANG, L., WU, Y. and LI, R. (2012). Quantile regression for analyzing heterogeneity in ultra-high dimension. *Journal of the American Statistical Association* **107** 214–222.
- [78] WONG, K. C., LI, Z. and TEWARI, A. (2020). Lasso guarantees for  $\beta$ -mixing heavy-tailed time series. *The Annals of Statistics* **48** 1124–1142.
- [79] WU, Y. and YIN, G. (2015). Conditional quantile screening in ultrahigh-dimensional heterogeneous data. *Biometrika* **102** 65–76.
- [80] YU, B. (1994). Rates of convergence for empirical processes of stationary mixing sequences. *The Annals of Probability* 94–116.
- [81] YU, Y., WANG, T. and SAMWORTH, R. J. (2014). A useful variant of the Davis–Kahan theorem for statisticians. *Biometrika* **102** 315–323.
- [82] ZHENG, Q., PENG, L. and HE, X. (2015). Globally adaptive quantile regression with ultra-high dimensional data. *Annals of statistics* **43** 2225.

**SUPPLEMENTARY MATERIAL FOR  
“HIGH DIMENSIONAL LATENT PANEL QUANTILE REGRESSION WITH  
AN APPLICATION TO ASSET PRICING”**

Alexandre Belloni, Mingli Chen, Oscar Hernan Madrid Padilla, Zixuan (Kevin) Wang

**S1. Implementation Details of the Proposed ADMM Algorithm.** Denoting by  $P_+(\cdot)$  and  $P_-(\cdot)$  the element-wise positive and negative part operators, the ADMM proceeds doing the iterative updates

(S1)

$$V^{(k+1)} \leftarrow P_+ \left( W^{(k)} - U_V^{(k)} - \frac{\tau}{nT\eta} \mathbf{1}\mathbf{1}' \right) + P_- \left( W^{(k)} - U_V^{(k)} - \frac{\tau}{nT\eta} \mathbf{1}\mathbf{1}' \right)$$

(S2)

$$\tilde{\theta}^{(k+1)} \leftarrow \arg \min_{\theta} \left\{ \frac{\eta}{2} \sum_{i=1}^n \sum_{t=1}^T \left( W_{i,t}^{(k)} - Y_{i,t} + X'_{i,t} \theta + (Z_{\Pi}^{(k)})_{i,t} + (U_W^{(k)})_{i,t} \right)^2 + \frac{\eta}{2} \|Z_{\theta}^{(k)} - \theta + U_{\theta}^{(k)}\|^2 \right\}$$

(S3)

$$\tilde{\Pi}^{(k+1)} \leftarrow \arg \min_{\tilde{\Pi}} \left\{ \frac{1}{2} \|Z_{\Pi}^{(k)} - \tilde{\Pi} + U_{\Pi}^{(k)}\|_F^2 + \frac{\nu_2}{\eta} \|\tilde{\Pi}\|_* \right\}$$

(S4)

$$Z_{\theta}^{(k+1)} \leftarrow \arg \min_{Z_{\theta}} \left\{ \frac{1}{2} \|\tilde{\theta}^{(k+1)} - U_{\theta}^{(k)} - Z_{\theta}\|^2 + \frac{\nu_1}{\eta} \sum_{j=1}^p w_j |(Z_{\theta})_j| \right\}$$

(S5)

$$(Z_{\Pi}^{(k+1)}, W^{(k+1)}) \leftarrow \arg \min_{Z_{\Pi}, W} \left\{ \frac{\eta}{2} \|W - Y + X\tilde{\theta}^{(k+1)} + Z_{\Pi} + U_W^{(k)}\|_F^2 + \frac{\eta}{2} \|V^{(k+1)} - W + U_V^{(k)}\|_F^2 \right.$$

(S6)

$$\left. + \frac{\eta}{2} \|Z_{\Pi} - \tilde{\Pi}^{(k+1)} + U_{\Pi}^{(k)}\|_F^2 \right\}$$

$$U_V^{(k+1)} \leftarrow V^{(k+1)} - W^{(k+1)} + U_V^{(k)}, \quad U_W^{(k+1)} \leftarrow W^{(k+1)} - Y + X\tilde{\theta}^{(k+1)} + Z_{\Pi}^{(k+1)} + U_W^{(k)},$$

$$U_{\Pi}^{(k+1)} \leftarrow Z_{\Pi}^{(k+1)} - \tilde{\Pi}^{(k+1)} + U_{\Pi}^{(k)}, \quad U_{\theta}^{(k+1)} \leftarrow Z_{\theta}^{(k+1)} - \tilde{\theta}^{(k+1)} + U_{\theta}^{(k)},$$

where  $\eta > 0$  is the penalty, see [15].

The update for  $\theta$  is

$$\tilde{\theta}^{(k+1)} \leftarrow \left[ \sum_{i=1}^n \sum_{t=1}^T X_{i,t} X'_{i,t} + I_p \right]^{-1} \left[ - \sum_{i=1}^n \sum_{t=1}^T X_{i,t} A_{i,t} + Z_{\theta}^{(k)} + U_{\theta}^{(k)} \right],$$

where

$$A := W^{(k)} + Z_{\Pi}^{(k)} + U_W^{(k)} - Y.$$



The update for  $\tilde{\Pi}$  is

$$\tilde{\Pi}^{(k+1)} \leftarrow P \operatorname{diag} \left( \max \left\{ 0, v_j - \frac{\nu_2}{\eta} \right\}_{1 \leq j \leq l} \right) Q',$$

where

$$Z_{\Pi}^{(k)} + U_{\Pi}^{(k)} = P \operatorname{diag}(\{v_j\}_{1 \leq j \leq l}) Q'.$$

Furthermore, for  $Z_{\theta}$ ,

$$Z_{\theta,j}^{(k+1)} \leftarrow \operatorname{sign}(\tilde{\theta}_j^{(k+1)} - U_{\theta,j}^{(k)}) \left[ |\tilde{\theta}_j^{(k+1)} - U_{\theta,j}^{(k)}| - \frac{\nu_1 w_j}{\eta} \right].$$

Finally, defining

$$\tilde{A} = -Y + X\tilde{\theta}^{(k+1)} + U_W^{(k)}, \quad \tilde{B} = -V^{(k+1)} - U_V^{(k)}, \quad \tilde{C} = -\tilde{\Pi}^{(k+1)} + U_{\Pi}^{(k)},$$

the remaining updates are

$$Z_{\Pi}^{(k+1)} \leftarrow \frac{-\tilde{A} - 2\tilde{C} + \tilde{B}}{3},$$

and

$$W^{(k+1)} \leftarrow -\tilde{A} - \tilde{C} - 2Z_{\Pi}^{(k+1)}.$$

**S1.1. Estimation without Covariates.** Note, when there are no covariates, our proposed ADMM can be simplified. In this case, we face the following problem

$$(S7) \quad \min_{\tilde{\Pi} \in \mathbb{R}^{n \times T}} \left\{ \frac{1}{nT} \sum_{i=1}^n \sum_{j=1}^T \rho_{\tau}(Y_{i,t} - \tilde{\Pi}_{i,t}) + \nu_2 \|\tilde{\Pi}\|_* \right\}.$$

This can be thought as a convex relaxation of the estimator studied in [25]. Problem (S7) is also related to the setting of robust estimation of a latent low-rank matrix, e.g. [36]. However, our approach can also be used to estimate different quantile levels. As for solving (S7), we can proceed by doing the iterative updates

$$(S8) \quad \tilde{\Pi}^{(k+1)} \leftarrow \arg \min_{\tilde{\Pi}} \left\{ \frac{1}{nT} \sum_{i=1}^n \sum_{t=1}^T \rho_{\tau}(Y_{i,t} - \tilde{\Pi}_{i,t}) + \frac{\eta}{2} \|\tilde{\Pi} - Z_{\Pi}^{(k)} + U_{\Pi}^{(k)}\|_F^2 \right\},$$

$$(S9) \quad Z_{\Pi}^{(k+1)} \leftarrow \arg \min_{Z_{\Pi}} \left\{ \frac{\eta}{2} \|\tilde{\Pi}^{(k+1)} - Z_{\Pi} + U_{\Pi}^{(k)}\|_F^2 + \nu_2 \|Z_{\Pi}\|_* \right\},$$

and

$$(S10) \quad U_{\Pi}^{(k+1)} \leftarrow \tilde{\Pi}^{(k+1)} - Z_{\Pi}^{(k+1)} + U_{\Pi}^{(k)},$$

where  $\eta > 0$  is the penalty parameter ([15]). The minimization in (S8) is similar to (11), whereas (S9) can be done similarly as in (10).

**S1.2. Estimation in unbalanced designs.** We now explore the setting of unbalanced designs, specifically, instead of fully observing  $(X, Y)$ , we now assume that we only observe  $\{(X_{i,t}, Y_{i,t})\}_{(i,t) \in \mathcal{I}}$  for a set  $\mathcal{I} \subset [n] \times [T]$ . For instance, if  $n = 2$  and  $T = 3$  but for  $i = 1$  the data at time  $t = 2$  is not available, then  $\mathcal{I}$  would be  $\{(1, 1), (1, 3), (2, 1), (2, 2), (2, 3)\}$ .

For this setting, inspired by (5), we formulate the problem

$$(S11) \quad \min_{\tilde{\theta} \in \mathbb{R}^p, \tilde{\Pi} \in \mathbb{R}^{n \times T}} \left\{ \frac{1}{|\mathcal{I}|} \sum_{(i,t) \in \mathcal{I}} \rho_\tau(Y_{i,t} - X'_{i,t} \tilde{\theta} - \tilde{\Pi}_{i,t}) + \nu_1 \sum_{j=1}^p w_j |\tilde{\theta}_j| + \nu_2 \|\tilde{\Pi}\|_* \right\}$$

where  $\nu_1 > 0$  and  $\nu_2 > 0$  are tuning parameters, and  $w_1, \dots, w_p$  are user specified weights. Thus, comparing with (5), we now only apply the loss function to the indices for which there is data available. Following (8), we write (S11) as

$$(S12) \quad \min_{\substack{\tilde{\theta}, \tilde{\Pi}, V \\ Z_\theta, Z_\Pi, W}} \frac{1}{|\mathcal{I}|} \sum_{(i,t) \in \mathcal{I}} \rho_\tau(V_{i,t}) + \nu_1 \sum_{j=1}^p w_j |Z_{\theta_j}| + \nu_2 \|\tilde{\Pi}\|_* \\ \text{subject to } V = W, \quad W = Y - X\tilde{\theta} - Z_\Pi, \\ Z_\Pi - \tilde{\Pi} = 0, \quad Z_\theta - \tilde{\theta} = 0.$$

Then, as in Section S1, we obtain the ADMM updates given by

$$V_{i,t}^{(k+1)} \leftarrow P_+ \left( W_{i,t}^{(k)} - (U_V)_{i,t}^{(k)} - \frac{\tau}{|\mathcal{I}| \eta} \right) + P_- \left( W_{i,t}^{(k)} - (U_V)_{i,t}^{(k)} - \frac{\tau}{|\mathcal{I}| \eta} \right)$$

for  $(i, t) \in \mathcal{I}$ , and

$$V_{i,t}^{(k+1)} \leftarrow W_{i,t} - (U_V)_{i,t}^{(k)}$$

for  $(i, t) \notin \mathcal{I}$ , and with the rest of updates given exactly as in Section S1.

Notice that our formulation is similar in spirit to [5]. In particular, the objective function (S11) resembles Equation (4.3) in [5], with the main difference that we allow for covariates and work with the quantile loss.

## S2. Proof of Theorem 4.2 .

**S2.1. Auxiliary lemmas for proof of Theorem 4.2 .** Throughout, we use the notation

$$Q_\tau(\tilde{\theta}, \tilde{\Pi}) = \mathbb{E}(\hat{Q}_\tau(\tilde{\theta}, \tilde{\Pi})).$$

Moreover, as in [80], we define the sequence  $\{(\tilde{Y}_{i,t}, \tilde{X}_{i,t})\}_{i \in [n], t \in [T]}$  such that

- $\{(\tilde{Y}_{i,t}, \tilde{X}_{i,t})\}_{i \in [n], t \in [T]}$  is independent of  $\{(Y_{i,t}, X_{i,t})\}_{i \in [n], t \in [T]}$ ;
- for a fixed  $t$  the random vectors  $\{(\tilde{Y}_{i,t}, \tilde{X}_{i,t})\}_{i \in [n]}$  are independent;
- for a fixed  $i$ :

$$\mathcal{L}(\{(\tilde{Y}_{i,t}, \tilde{X}_{i,t})\}_{t \in H_i}) = \mathcal{L}(\{(Y_{i,t}, X_{i,t})\}_{t \in H_i}) = \mathcal{L}(\{(Y_{i,t}, X_{i,t})\}_{t \in H_i}) \quad \forall i \in [d_T],$$

and the blocks  $\{(\tilde{Y}_{i,t}, \tilde{X}_{i,t})\}_{t \in H_1}, \dots, \{(\tilde{Y}_{i,t}, \tilde{X}_{i,t})\}_{t \in H_{d_T}}$  are independent.

Here, we define  $\Lambda := \{H_1, H'_1, \dots, H_{d_T}, H'_{d_T}, R\}$  with

$$(S13) \quad H_j = \{t : 1 + 2(j-1)c_T \leq t \leq (2j-1)c_T\}, \\ H'_j = \{t : 1 + (2j-1)c_T \leq t \leq 2jc_T\}, \quad j = 1, \dots, d_T, \\ \text{and } R = \{t : 2c_T d_T + 1 \leq t \leq T\}.$$

We also use the symbol  $\mathcal{L}(\cdot)$  to denote the distribution of a sequence of random variables.

Next, define the scores  $a_{i,t} = \tau - 1\{Y_{i,t} \leq X'_{i,t}\theta(\tau) + \Pi_{i,t}(\tau)\}$ , and  $\tilde{a}_{i,t} = \tau - 1\{\tilde{Y}_{i,t} \leq \tilde{X}'_{i,t}\theta(\tau) + \Pi_{i,t}(\tau)\}$ .

We start by controlling an empirical process involving the scores  $\{a_{i,t}\}$ . This is given next.

LEMMA S1. *Under Assumptions 1–4, we have*

$$\mathbb{P} \left( \max_{j=1,\dots,p} \frac{1}{nT} \left| \sum_{i=1}^n \sum_{t=1}^T \frac{X_{i,t,j} a_{i,t}}{\hat{\sigma}_j} \right| \geq 9 \sqrt{\frac{c_T \log(\max\{n, pc_T\})}{nd_T}} \right) \leq \frac{16}{n} + 8npT \left( \frac{1}{c_T} \right)^\mu.$$

PROOF. Notice that

$$\begin{aligned} & \text{(S14)} \\ & \mathbb{P} \left( \max_{j=1,\dots,p} \frac{1}{nT} \left| \sum_{i=1}^n \sum_{t=1}^T \frac{X_{i,t,j} a_{i,t}}{\hat{\sigma}_j} \right| \geq \eta | X \right) \\ & \leq 2p \max_{j=1,\dots,p} \mathbb{P} \left( \frac{1}{nd_T} \left| \sum_{i=1}^n \sum_{l=1}^{d_T} \left( \frac{1}{c_T} \sum_{t=2(l-1)+1}^{2(l-1)+c_T} \frac{X_{i,t,j} a_{i,t}}{\hat{\sigma}_j} \right) \right| \geq \frac{\eta}{9} | X \right) + \\ & p \max_{j=1,\dots,p} \mathbb{P} \left( \frac{1}{nd_T} \left| \sum_{i=1}^n \frac{1}{c_T} \left( \sum_{t \in R} \frac{X_{i,t,j}}{\hat{\sigma}_j} \right) \right| \geq \frac{\eta}{9} | X \right) \\ & \leq 4p \max_{j=1,\dots,p} \mathbb{P} \left( \max_{m=1,\dots,c_T} \frac{1}{nd_T} \left| \sum_{i=1}^n \sum_{l=0}^{d_T-1} \frac{X_{i,(2l c_T+m),j} \tilde{a}_{i,(2l c_T+m)}}{\hat{\sigma}_j} \right| \geq \frac{\eta}{9} | X \right) + \\ & 2p \max_{j=1,\dots,p} \mathbb{P} \left( \max_{m=1,\dots,|R|} \frac{1}{nd_T} \left| \sum_{i=1}^n \frac{X_{i,(2d_T c_T+m),j} \tilde{a}_{i,(2d_T c_T+m)}}{\hat{\sigma}_j} \right| \geq \frac{\eta}{9} | X \right) + 8npT \left( \frac{1}{c_T} \right)^\mu \end{aligned}$$

where the first inequality follows from union bound, and the second by Lemmas 4.1 and 4.2 from [80]. Hence,

$$\begin{aligned} & \text{(S15)} \\ & \mathbb{P} \left( \max_{j=1,\dots,p} \frac{1}{nT} \left| \sum_{i=1}^n \sum_{t=1}^T \frac{X_{i,t,j} a_{i,t}}{\hat{\sigma}_j} \right| \geq \eta | X \right) \\ & \leq 4pc_T \max_{j \in [p], m \in [c_T]} \mathbb{P} \left( \frac{1}{nd_T} \left| \sum_{i=1}^n \sum_{l=0}^{d_T-1} \frac{X_{i,(2l c_T+m),j} \tilde{a}_{i,(2l c_T+m)}}{\hat{\sigma}_j} \right| \geq \frac{\eta}{9} | X \right) + \\ & 2pc_T \max_{j \in [p], m \in [R]} \mathbb{P} \left( \frac{1}{nd_T} \left| \sum_{i=1}^n \frac{X_{i,(2d_T c_T+m),j} \tilde{a}_{i,(2d_T c_T+m)}}{\hat{\sigma}_j} \right| \geq \frac{\eta}{9} | X \right) + 8npT \left( \frac{1}{c_T} \right)^\mu \end{aligned}$$

Therefore, since

$$\frac{1}{nd_T} \sum_{i=1}^n \sum_{l=0}^{d_T-1} X_{i,(2l c_T+m),j}^2 \leq 3c_T \hat{\sigma}_j^2,$$

and with a similar argument for the second term in the last inequality of (S15), we obtain the result by Hoeffding's inequality and integrating over  $X$ .  $\square$

Next we proceed to control the complexity of the set  $\{\Delta \in \mathbb{R}^{n \times T} : \|\Delta\|_* \leq 1\}$  in terms of the scores  $\{a_{i,t}\}$ .

LEMMA S2. *Supposes that Assumptions 1–4 hold, and let*

$$(S16) \quad \mathcal{G} = \left\{ \Delta \in \mathbb{R}^{n \times T} : \|\Delta\|_* \leq 1 \right\}.$$

*Then there exists positive constants  $c_1$  and  $c_2$  such that*

$$\sup_{\Delta \in \mathcal{G}} \frac{1}{nT} \left| \sum_{i=1}^n \sum_{t=1}^T \Delta_{i,t} a_{i,t} \right| \leq \frac{100c_T}{nT} (\sqrt{n} + \sqrt{d_T}),$$

*with probability at least*

$$1 - 2nT \left( \frac{1}{c_T} \right)^\mu - 2c_1 \exp(-c_2 \max\{n, T\} + \log c_T),$$

*for some positive constants  $c_1$  and  $c_2$ .*

PROOF. Notice that by Lemma 4.3 from [80],

$$(S17) \quad \begin{aligned} & \mathbb{P} \left( \sup_{\Delta \in \mathcal{G}} \left[ \frac{1}{nT} \left| \sum_{i=1}^n \sum_{l=1}^{d_T} \sum_{t \in H_l} \Delta_{i,t} a_{i,t} \right| + \frac{1}{nT} \left| \sum_{i=1}^n \sum_{l=1}^{d_T} \sum_{t \in H'_l} \Delta_{i,t} a_{i,t} \right| + \frac{1}{nT} \left| \sum_{i=1}^n \sum_{t \in R} \Delta_{i,t} a_{i,t} \right| \right] \geq \eta \right) \\ & \leq \mathbb{P} \left( \sup_{\Delta \in \mathcal{G}} \frac{1}{nT} \left| \sum_{i=1}^n \sum_{l=1}^{d_T} \sum_{t \in H_l} \Delta_{i,t} \tilde{a}_{i,t} \right| \geq \frac{\eta}{3} \right) + \mathbb{P} \left( \sup_{\Delta \in \mathcal{G}} \frac{1}{nT} \left| \sum_{i=1}^n \sum_{l=1}^{d_T} \sum_{t \in H'_l} \Delta_{i,t} \tilde{a}_{i,t} \right| \geq \frac{\eta}{3} \right) + \\ & \mathbb{P} \left( \sup_{\Delta \in \mathcal{G}} \frac{1}{nT} \left| \sum_{i=1}^n \sum_{t \in R} \Delta_{i,t} \tilde{a}_{i,t} \right| \geq \frac{\eta}{3} \right) + 2nT \left( \frac{1}{c_T} \right)^\mu \end{aligned}$$

And so

$$(S18) \quad \begin{aligned} & \mathbb{P} \left( \sup_{\Delta \in \mathcal{G}} \left[ \frac{1}{nT} \left| \sum_{i=1}^n \sum_{l=1}^{d_T} \sum_{t \in H_l} \Delta_{i,t} a_{i,t} \right| + \frac{1}{nT} \left| \sum_{i=1}^n \sum_{l=1}^{d_T} \sum_{t \in H'_l} \Delta_{i,t} a_{i,t} \right| + \frac{1}{nT} \left| \sum_{i=1}^n \sum_{t \in R} \Delta_{i,t} a_{i,t} \right| \right] \geq \eta \right) \\ & \leq 2c_T \max_{m \in [c_T]} \mathbb{P} \left( \sup_{\Delta \in \mathcal{G}} \frac{1}{nd_T} \left| \sum_{i=1}^n \sum_{l=0}^{d_T-1} \Delta_{i, (2c_T l + m)} \tilde{a}_{i, (2c_T l + m)} \right| \geq \frac{\eta}{9} \right) + \\ & c_T \max_{m \in [R]} \mathbb{P} \left( \sup_{\Delta \in \mathcal{G}} \frac{1}{nd_T} \left| \sum_{i=1}^n \Delta_{i, (2c_T d_T + m)} \tilde{a}_{i, (2c_T d_T + m)} \right| \geq \frac{\eta}{9} \right) + 2nT \left( \frac{1}{c_T} \right)^\mu. \end{aligned}$$

We now proceed to bound each of the terms in the upper bound of (S18). For the first term, notice that for a fixed  $m$

$$(S19) \quad \begin{aligned} \sup_{\Delta \in \mathcal{G}} \frac{1}{nd_T} \left| \sum_{i=1}^n \sum_{l=0}^{d_T-1} \Delta_{i, (2c_T l + m)} \tilde{a}_{i, (2c_T l + m)} \right| & \leq \sup_{\Delta \in \mathcal{G}} \frac{1}{nd_T} \left\| \left\{ \tilde{a}_{i, (2c_T l + m)} \right\}_{i \in [n], l \in [d_T-1]} \right\|_2 \|\Delta\|_* \\ & \leq \frac{3}{nd_T} (\sqrt{n} + \sqrt{d_T}), \end{aligned}$$

where the first inequality holds by the duality between the nuclear norm and spectral norm, and the second inequality happens with probability at least  $1 - c_1 \exp(-c_2 \max\{n, d_T\})$  by Theorem 3.4 from [23].

On the other hand,

$$(S20) \quad \sup_{\Delta \in \mathcal{G}} \frac{1}{nd_T} \left| \sum_{i=1}^n \Delta_{i, (2c_T d_T + m)} \tilde{a}_{i, (2c_T d_T + m)} \right| \leq \sup_{\Delta \in \mathcal{G}} \frac{\sqrt{n} \|\{\Delta_{i, (2c_T d_T + m)}\}_{i \in [n]}\|}{nd_T} \\ \leq \frac{\sqrt{n} \|\Delta\|_*}{nd_T}.$$

The claim follows by combining (S18), (S19), and (S20), taking  $\eta = 30(\sqrt{n} + \sqrt{d_T})/\sqrt{nd_T}$ , and the fact that  $c_T/T \leq 1/3$ .  $\square$

We will proceed to exploit Lemmas S1 and S2 to show that  $(\hat{\beta}(\tau) - \beta(\tau), \hat{\Pi}(\tau) - \Pi(\tau))$  belongs to the restricted set with probability approaching one. Before that, we recall an important property relating the nuclear norm to the rank of a matrix.

LEMMA S3. *For every  $\tilde{\Pi}, \check{\Pi} \in \mathbb{R}^{n \times T}$ , we have that*

$$\|\tilde{\Pi} - \check{\Pi}\|_* + \|\check{\Pi}\|_* - \|\tilde{\Pi}\|_* \leq (6\sqrt{\text{rank}(\check{\Pi}) + 1})\|\tilde{\Pi} - \check{\Pi}\|_F$$

PROOF. This follows directly from Lemma 2.3 in [36].  $\square$

LEMMA S4. *Assume that 1–4 hold. Then, with probability approaching one,*

$$(S21) \quad \frac{3}{4}\|\theta\|_1 \leq \|\theta\|_{1, n, T} \leq \frac{5}{4}\|\theta\|_1,$$

for all  $\theta \in \mathbb{R}^p$ .

Moreover, for  $c_0 \in (0, 1)$  letting

$$\nu_1 = \frac{9}{1 - c_0} \sqrt{\frac{c_T \log(\max\{n, pc_T\})}{nd_T}} (\sqrt{n} + \sqrt{d_T}),$$

and

$$\nu_2 = \frac{200c_T}{nT} (\sqrt{n} + \sqrt{d_T}),$$

we have that

$$(\hat{\theta}(\tau) - \theta(\tau), \hat{\Pi}(\tau) - \Pi(\tau)) \in A_\tau,$$

with probability approaching one, where

$$A_\tau = \left\{ (\delta, \Delta) : \|\delta_{T_\tau^c}\|_1 + \frac{\|\Delta\|_*}{\sqrt{nT}\sqrt{\log(\max\{n, pc_T\})}} \leq C_0 \left( \|\delta_{T_\tau}\|_1 + \frac{\sqrt{r_\tau} \|\Delta\|_F}{\sqrt{nT}\sqrt{\log(\max\{n, pc_T\})}} \right) \right\},$$

and  $C_0$  is a positive constant that depends on  $\tau$  and  $c_0$ .

PROOF. We notice that  
(S22)

$$\begin{aligned}
0 &\leq \hat{Q}(\theta(\tau), \Pi(\tau)) - \hat{Q}(\hat{\theta}(\tau), \hat{\Pi}(\tau)) + \nu_1 \left( \|\theta(\tau)\|_{1,n} - \|\hat{\theta}(\tau)\|_{1,n,T} \right) + \nu_2 (\|\Pi(\tau)\|_* - \|\hat{\Pi}(\tau)\|_*) \\
&\leq \max_{1 \leq j \leq p} \left| \frac{1}{nT} \sum_{i=1}^n \sum_{t=1}^T \frac{X_{i,t,j} a_{i,t}}{\hat{\sigma}_j} \right| \left[ \sum_{k=1}^p \hat{\sigma}_k |\theta_k(\tau) - \hat{\theta}_k(\tau)| \right] + \nu_1 \left( \|\theta(\tau)\|_{1,n,T} - \|\hat{\theta}(\tau)\|_{1,n,T} \right) + \\
&\quad \left| \frac{1}{nT} \sum_{i=1}^n \sum_{t=1}^T a_{i,t} (\Pi_{i,t}(\tau) - \hat{\Pi}_{i,t}(\tau)) \right| + \nu_2 (\|\Pi(\tau)\|_* - \|\hat{\Pi}(\tau)\|_*) \\
&\leq 9 \sqrt{\frac{c_T \log(\max\{n, pc_T\})}{nd_T}} \left[ \sum_{k=1}^p \hat{\sigma}_k |\theta_k(\tau) - \hat{\theta}_k(\tau)| \right] + \nu_1 \left( \|\theta(\tau)\|_{1,n,T} - \|\hat{\theta}(\tau)\|_{1,n,T} \right) \\
&\quad + \|\Pi(\tau) - \hat{\Pi}(\tau)\|_* \left( \sup_{\|\tilde{\Delta}\|_* \leq 1} \left| \frac{1}{nT} \sum_{i=1}^n \sum_{t=1}^T a_{i,t} \tilde{\Delta}_{i,t} \right| \right) + \nu_2 (\|\Pi(\tau)\|_* - \|\hat{\Pi}(\tau)\|_*) \\
&\leq 9 \sqrt{\frac{c_T \log(\max\{n, pc_T\})}{nd_T}} \left[ \sum_{k=1}^p \hat{\sigma}_k |\theta_k(\tau) - \hat{\theta}_k(\tau)| \right] + \nu_1 \left( \|\theta(\tau)\|_{1,n,T} - \|\hat{\theta}(\tau)\|_{1,n,T} \right) \\
&\quad + \frac{200c_T}{nT} (\sqrt{n} + \sqrt{d_T}) \|\Pi(\tau) - \hat{\Pi}(\tau)\|_* + \frac{200c_T}{nT} (\sqrt{n} + \sqrt{d_T}) (\|\Pi(\tau)\|_* - \|\hat{\Pi}(\tau)\|_*), \\
&\quad - \frac{100c_T}{nT} (\sqrt{n} + \sqrt{d_T}) \|\Pi(\tau) - \hat{\Pi}(\tau)\|_* \\
&\leq 9 \sqrt{\frac{c_T \log(\max\{n, pc_T\})}{nd_T}} \left[ \sum_{k=1}^p \hat{\sigma}_k |\theta_k(\tau) - \hat{\theta}_k(\tau)| \right] + \nu_1 \left( \|\theta(\tau)\|_{1,n,T} - \|\hat{\theta}(\tau)\|_{1,n,T} \right) \\
&\quad + \frac{1200c_T \sqrt{r_\tau} + 200c_T}{nT} (\sqrt{n} + \sqrt{d_T}) \|\Pi(\tau) - \hat{\Pi}(\tau)\|_F \\
&\quad - \frac{100c_T}{nT} (\sqrt{n} + \sqrt{d_T}) \|\Pi(\tau) - \hat{\Pi}(\tau)\|_*
\end{aligned}$$

with probability at least

$$1 - \gamma - \frac{16}{n} - 8npT \left( \frac{1}{c_T} \right)^\mu - 2nT \left( \frac{1}{c_T} \right)^\mu - 2c_1 \exp(-c_2 \max\{n, T\} + \log c_T),$$

where in (S22) the first inequality follows from optimality of the estimator, the second from basic properties of the function  $\rho_\tau$ , the third from the duality between the spectral and nuclear norms and Lemma S1, the fourth by Lemma S2, and the fifth by Lemma S3.

Therefore, with probability approaching one, for positive constants  $C_1$  and  $C_2$ , we have

$$\begin{aligned}
0 &\leq \left[ \sum_{j=1}^p \left( (1 - c_0) \hat{\sigma}_j |\hat{\theta}_j(\tau) - \theta_j(\tau)| + \hat{\sigma}_j |\theta_j(\tau)| - \hat{\sigma}_j |\hat{\theta}_j(\tau)| \right) \right] \\
&\quad + \left[ \frac{3C_1 \sqrt{r_\tau} \|\Pi(\tau) - \hat{\Pi}(\tau)\|_F}{\sqrt{nT} \sqrt{\log(\max\{n, pc_T\})}} - \frac{C_2 \|\Pi(\tau) - \hat{\Pi}(\tau)\|_*}{\sqrt{nT} \sqrt{\log(\max\{n, pc_T\})}} \right],
\end{aligned}$$

and the claim follows.  $\square$

Our next result shows how the function  $Q_\tau$  changes locally in the restricted set around  $\theta(\tau), \Pi(\tau)$ .



LEMMA S5. *Under Assumption 4, for all  $(\delta, \Delta) \in A_\tau$ , we have that*

$$Q_\tau(\theta(\tau) + \delta, \Pi(\tau) + \Delta) - Q_\tau(\theta(\tau), \Pi(\tau)) \geq \min \left\{ \frac{\left( J_\tau^{1/2}(\delta, \Delta) \right)^2}{4}, q J_\tau^{1/2}(\delta, \Delta) \right\}.$$

PROOF. Let

$$v_{A_\tau} = \sup_v \left\{ v : Q_\tau(\theta(\tau) + \tilde{\delta}, \Pi(\tau) + \tilde{\Delta}) - Q_\tau(\theta(\tau), \Pi(\tau)) \geq \frac{(J_\tau^{1/2}(\tilde{\delta}, \tilde{\Delta}))^2}{4}, \forall (\tilde{\delta}, \tilde{\Delta}) \in A_\tau, \right. \\ \left. J_\tau^{1/2}(\tilde{\delta}, \tilde{\Delta}) \leq v \right\}.$$

Then by the convexity of  $Q_\tau(\cdot)$  and the definition of  $v_{A_\tau}$ , we have that

$$\begin{aligned} & Q_\tau(\theta(\tau) + \tilde{\delta}, \Pi(\tau) + \tilde{\Delta}) - Q_\tau(\theta(\tau), \Pi(\tau)) \\ & \geq \frac{(J_\tau^{1/2}(\delta, \Delta))^2}{4} \wedge \left\{ \frac{J_\tau^{1/2}(\delta, \Delta)}{v_{A_\tau}} \cdot \inf_{(\tilde{\delta}, \tilde{\Delta}) \in A_\tau, J_\tau^{1/2}(\tilde{\delta}, \tilde{\Delta}) \geq v_{A_\tau}} Q_\tau(\theta(\tau) + \tilde{\delta}, \Pi(\tau) + \tilde{\Delta}) - Q_\tau(\theta(\tau), \Pi(\tau)) \right\} \\ & \geq \frac{(J_\tau^{1/2}(\delta, \Delta))^2}{4} \wedge \left\{ \frac{J_\tau^{1/2}(\delta, \Delta)}{v_{A_\tau}} \frac{v_{A_\tau}^2}{4} \right\} \\ & \geq \frac{(J_\tau^{1/2}(\delta, \Delta))^2}{4} \wedge q J_\tau^{1/2}(\delta, \Delta), \end{aligned}$$

where in last inequality we have used the fact that  $v_{A_\tau} \geq 4q$ . To see why this is true, notice that there exists  $z_{X_{i,t}, z} \in [0, z]$  such that

(S23)

$$\begin{aligned} & Q_\tau(\theta(\tau) + \delta, \Pi(\tau) + \Delta) - Q_\tau(\theta(\tau), \Pi(\tau)) \\ & = \frac{1}{nT} \sum_{i=1}^n \sum_{t=1}^T \mathbb{E} \left( \int_0^{X'_{i,t} \delta + \Delta_{i,t}} (F_{Y_{i,t}|X_{i,t}, \Pi_{i,t}}(X'_{i,t} \theta(\tau) + \Pi_{i,t} + z) - F_{Y_{i,t}|X_{i,t}, \Pi_{i,t}}(X'_{i,t} \theta(\tau) + \Pi_{i,t}(\tau))) dz \right) \\ & = \frac{1}{nT} \sum_{i=1}^n \sum_{t=1}^T \mathbb{E} \left( \int_0^{X'_{i,t} \delta + \Delta_{i,t}} (z f_{Y_{i,t}|X_{i,t}, \Pi_{i,t}(\tau)}(X'_{i,t} \theta(\tau) + \Pi_{i,t}(\tau))) + \right. \\ & \quad \left. \frac{z^2}{2} f'_{Y_{i,t}|X_{i,t}, \Pi_{i,t}}(X'_{i,t} \theta(\tau) + \Pi_{i,t}(\tau) + z_{X_{i,t}, z}) dz \right) \\ & \geq \frac{f}{nT} \sum_{i=1}^n \sum_{t=1}^T \mathbb{E} \left( (X'_{i,t} \delta + \Delta_{i,t})^2 \right) - \frac{1}{6} \frac{\bar{f}'}{nT} \sum_{i=1}^n \sum_{t=1}^T \mathbb{E} \left( |X'_{i,t} \delta + \Delta_{i,t}|^3 \right). \end{aligned}$$

Hence, if  $(\delta, \Delta) \in A_\tau$  with  $J_\tau^{1/2}(\delta, \Delta) \leq 4q$  then

$$\sqrt{\frac{f}{nT} \sum_{i=1}^n \sum_{t=1}^T \mathbb{E} \left( (X'_{i,t} \delta + \Delta_{i,t})^2 \right)} \leq \frac{3}{2} \frac{f^{3/2}}{\bar{f}'}. \inf_{(\delta, \Delta) \in A_\tau, \delta \neq 0} \frac{\left( \mathbb{E} \left( \frac{1}{nT} \sum_{i=1}^n \sum_{t=1}^T (X'_{i,t} \delta + \Delta_{i,t})^2 \right) \right)^{3/2}}{\mathbb{E} \left( \frac{1}{nT} \sum_{i=1}^n \sum_{t=1}^T |X'_{i,t} \delta + \Delta_{i,t}|^3 \right)}$$

combined with (S23) implies

$$Q_\tau(\theta(\tau) + \delta, \Pi(\tau) + \Delta) - Q_\tau(\theta(\tau), \Pi(\tau)) \geq \frac{\left( J_\tau^{1/2}(\delta, \Delta) \right)^2}{4}.$$

□

Next we study the behavior of the  $\ell_2$  and nuclear norms in the restricted set  $A_\tau$ .

LEMMA S6. *Under Assumption 4, for all  $(\delta, \Delta) \in A_\tau$ , we have*

$$\|\delta\|_{1,n,T} \leq \frac{2(C_0 + 1)}{\kappa_0} \left( \sqrt{s_\tau + 1} + \frac{\sqrt{r_\tau}}{\sqrt{\log(n \vee pc_T)}} \right) J_\tau^{1/2}(\delta, \Delta),$$

and

$$\|\Delta\|_* \leq (C_0 + 1) \sqrt{nT \log(\max\{pc_T, n\})} \kappa_0^{-1} \left( \sqrt{s_\tau + 1} + \frac{\sqrt{r_\tau}}{\sqrt{\log(n \vee pc_T)}} \right) J_\tau^{1/2}(\delta, \Delta),$$

with  $C_0$  as in Lemma S4.

PROOF. By Cauchy-Schwartz's inequality, the definition of  $A_\tau$  and  $J_\tau^{1/2}(\delta, \Delta)$ , and Assumption 4, we have

$$\begin{aligned} \|\delta\|_{1,n,T} &\leq \frac{5}{4} (\|\delta_{T_\tau}\|_1 + \|\delta_{T_\tau^c}\|_1) \\ &\leq \frac{5}{4} \|\delta_{T_\tau}\|_1 + \frac{5C_0}{4} \left( \|\delta_{T_\tau}\|_1 + \frac{\sqrt{r_\tau} \|\Delta\|_F}{\sqrt{nT \log(n \vee pc_T)}} \right) \\ &\leq 2(C_0 + 1) \sqrt{s_\tau} \|\delta_{T_\tau}\|_2 + 2C_0 \left( \frac{\sqrt{r_\tau} \|\Delta\|_F}{\sqrt{nT \log(n \vee pc_T)}} \right) \\ &\leq 2(C_0 + 1) \left( \sqrt{s_\tau + 1} + \frac{\sqrt{r_\tau}}{\sqrt{\log(n \vee pc_T)}} \right) \left( \|\delta_{T_\tau}\|_2 + \frac{1}{\sqrt{nT}} \|\Delta\|_F \right) \\ &\leq 2(C_0 + 1) \left( \sqrt{s_\tau + 1} + \frac{\sqrt{r_\tau}}{\sqrt{\log(n \vee pc_T)}} \right) \frac{J_\tau^{1/2}(\delta, \Delta)}{\kappa_0}. \end{aligned}$$

On the other hand, by the triangle inequality, the construction of the set  $A_\tau$ , and Cauchy-Schwartz's inequality

$$\begin{aligned} \|\Delta\|_* &\leq C_0 \sqrt{nT \log(n \vee pc_T)} \left( \|\delta_{T_\tau}\|_1 + \frac{\sqrt{r_\tau} \|\Delta\|_F}{\sqrt{nT \log(n \vee pc_T)}} \right) \\ &\leq (C_0 + 1) \sqrt{nT \log(n \vee pc_T)} \left( \sqrt{s_\tau + 1} \|\delta_{T_\tau}\|_2 + \frac{\sqrt{r_\tau} \|\Delta\|_F}{\sqrt{nT \log(n \vee pc_T)}} \right) \\ &\leq (C_0 + 1) \sqrt{nT \log(n \vee pc_T)} \left( \sqrt{s_\tau + 1} + \frac{\sqrt{r_\tau}}{\sqrt{\log(n \vee pc_T)}} \right) \frac{J_\tau^{1/2}(\delta, \Delta)}{\kappa_0}. \end{aligned}$$

□

Using all the previous lemmas our next results provides the control of the empirical process associated with our estimator. Control of this empirical process leads to the convergence rates obtained in the paper.

LEMMA S7. *Let*

$$\begin{aligned} \epsilon(\eta) = & \sup_{(\delta, \Delta) \in A_\tau : J_\tau^{1/2}(\delta, \Delta) \leq \eta} \left| \hat{Q}_\tau(\theta(\tau) + \delta, \Pi(\tau) + \Delta) - \hat{Q}_\tau(\theta, \Pi) - \right. \\ & \left. Q_\tau(\theta(\tau) + \delta, \Pi(\tau) + \Delta) + Q_\tau(\theta(\tau), \Pi(\tau)) \right|, \end{aligned}$$

and  $\{\phi_n\}$  a sequence with  $\phi_n / (\sqrt{f} \log(c_T + 1)) \rightarrow \infty$ . Then for all  $\eta > 0$

$$\epsilon(\eta) \leq \frac{\tilde{C}_0 \eta c_T \phi_n \sqrt{\log(pc_T \vee n)} (\sqrt{1 + s_\tau} + \sqrt{r_\tau / \log(pc_T \vee n)}) (\sqrt{n} + \sqrt{d_T})}{\sqrt{nT} \kappa_0 f^{1/2}},$$

for some constant  $\tilde{C}_0 > 0$ , with probability at least  $1 - \alpha_n$ . Here, the sequence  $\{\alpha_n\}$  is independent of  $\eta$ , and  $\alpha_n \rightarrow 0$ .

PROOF. Let  $\Omega_1$  be the event  $\max_{j \leq p} |\hat{\sigma}_j - 1| \leq 1/4$ . Then, by Assumption ,  $P(\Omega_1) \geq 1 - \gamma$ . Next let  $\kappa > 0$ , and  $f = (\delta, \Delta) \in A_\tau$  and write

$$\mathcal{F} = \{(\delta, \Delta) \in A_\tau : J_\tau^{1/2}(\delta, \Delta) \leq \eta\}.$$

Then notice that by Lemmas 4.1 and 4.2 from [80],

$$(S24) \quad \begin{aligned} \mathbb{P}\left(\epsilon(\eta)\sqrt{nd_T} \geq \kappa\right) &\leq 2\mathbb{P}\left(\sup_{f \in \mathcal{F}} \frac{1}{\sqrt{nd_T}} \left| \sum_{i=1}^n \sum_{l=1}^{d_T} \sum_{t \in H_i} \frac{Z_{i,t}(f)}{\sqrt{c_T}} \right| \geq \frac{\kappa}{3}\right) + \\ &\mathbb{P}\left(\sup_{f \in \mathcal{F}} \frac{1}{\sqrt{nd_T}} \left| \sum_{i=1}^n \sum_{t \in R} \frac{Z_{i,t}(f)}{\sqrt{c_T}} \right| \geq \frac{\kappa}{3}\right) + 2nT \left(\frac{1}{c_T}\right)^\mu \\ &=: A_1 + A_2 + 2nT \left(\frac{1}{c_T}\right)^\mu, \end{aligned}$$

where

$$\begin{aligned} Z_{i,t}(f) &= \rho_\tau(\tilde{Y}_{i,t} - \tilde{X}'_{i,t}(\theta(\tau) + \delta) - (\Pi_{i,t}(\tau) + \Delta_{i,t})) - \rho_\tau(\tilde{Y}_{i,t} - \tilde{X}'_{i,t}\theta(\tau) - \Pi_{i,t}(\tau)) \\ &\quad - \mathbb{E}\left(\rho_\tau(\tilde{Y}_{i,t} - \tilde{X}'_{i,t}(\theta(\tau) + \delta) - (\Pi_{i,t}(\tau) + \Delta_{i,t})) - \rho_\tau(\tilde{Y}_{i,t} - \tilde{X}'_{i,t}\theta(\tau) - \Pi_{i,t}(\tau))\right). \end{aligned}$$

Next we proceed to bound each term in (S24). To that end, notice that

$$\begin{aligned} \text{Var}\left(\sum_{i=1}^n \sum_{l=1}^{d_T} \sum_{t \in H_i} \frac{Z_{i,t}(f)}{\sqrt{c_T}}\right) &\leq \sum_{i=1}^n \sum_{l=1}^{d_T} \mathbb{E}\left(\left(\frac{1}{\sqrt{c_T}} \sum_{t \in H_i} Z_{i,t}(f)\right)^2\right) \\ &\leq \sum_{i=1}^n \sum_{l=1}^{d_T} \sum_{t \in H_i} \mathbb{E}\left(\left(\tilde{X}'_{i,t}\delta + \Delta_{i,t}\right)^2\right) \\ &\leq \frac{nT}{f} \left(J_\tau^{1/2}(\delta, \Delta)\right)^2. \end{aligned}$$

Let  $\{\varepsilon_{i,l}\}_{i \in [n], l \in [d_T]}$  be i.i.d Rademacher variables independent of the data. Therefore, by Lemma 2.3.7 in [75]

$$(S25) \quad \begin{aligned} \mathbb{P}\left(\sup_{f \in \mathcal{F}} \frac{1}{\sqrt{nd_T}} \left| \sum_{i=1}^n \sum_{l=1}^{d_T} \sum_{t \in H_i} \frac{Z_{i,t}(f)}{\sqrt{c_T}} \right| \geq \kappa\right) &\leq \frac{\mathbb{P}\left(\sup_{f \in \mathcal{F}} \left| \frac{1}{\sqrt{nd_T}} \sum_{i=1}^n \sum_{l=1}^{d_T} \varepsilon_{i,l} \left(\sum_{t \in H_i} \frac{Z_{i,t}(f)}{\sqrt{c_T}}\right) \right| \geq \frac{\kappa}{4}\right)}{1 - \frac{4}{nT\kappa^2} \sup_{f \in \mathcal{F}} \text{Var}\left(\sum_{i=1}^n \sum_{l=1}^{d_T} \sum_{t \in H_i} \frac{Z_{i,t}(f)}{\sqrt{c_T}}\right)} \\ &\leq \frac{\mathbb{P}(A^0(\eta) \geq \frac{\kappa}{12} | \Omega_1) + \mathbb{P}(\Omega_1^c)}{1 - \frac{24c_T\eta^2}{f\kappa^2}}, \end{aligned}$$

where

$$A^0(\eta) := \sup_{f \in \mathcal{F}} \left| \frac{1}{\sqrt{nd_T}} \sum_{i=1}^n \sum_{l=1}^{d_T} \varepsilon_{i,l} \left( \sum_{t \in H_i} \frac{\rho_\tau(\tilde{Y}_{i,t} - \tilde{X}'_{i,t}(\theta(\tau) + \delta) - (\Pi_{i,t}(\tau) + \Delta_{i,t})) - \rho_\tau(\tilde{Y}_{i,t} - \tilde{X}'_{i,t}\theta(\tau) - \Pi_{i,t}(\tau))}{\sqrt{c_T}} \right) \right|.$$

Next, note that

$$\begin{aligned} \rho_\tau(\tilde{Y}_{i,t} - \tilde{X}'_{i,t}(\theta(\tau) + \delta) - (\Pi_{i,t}(\tau) + \Delta_{i,t})) - \rho_\tau(\tilde{Y}_{i,t} - \tilde{X}'_{i,t}\theta(\tau) - \Pi_{i,t}(\tau)) &= \tau \left( \tilde{X}'_{i,t}\delta + \Delta_{i,t} \right) \\ &\quad + v_{i,t}(\delta, \Delta) + w_{i,t}(\delta, \Delta), \end{aligned}$$

where

$$(S26) \quad \begin{aligned} |v_{i,t}(\delta, \Delta)| &= \left| (\tilde{Y}_{i,t} - \tilde{X}'_{i,t}(\theta(\tau) + \delta) - (\Pi_{i,t}(\tau) + \Delta_{i,t}))_- - (Y_{i,t} - \tilde{X}'_{i,t}(\theta(\tau) + \delta) - \Pi_{i,t}(\tau))_- \right| \\ &\leq |\Delta_{i,t}|. \end{aligned}$$

and

$$(S27) \quad |w_{i,t}(\delta, \Delta)| = \left| (\tilde{Y}_{i,t} - \tilde{X}'_{i,t}(\theta(\tau) + \delta) - \Pi_{i,t}(\tau))_- - (\tilde{Y}_{i,t} - \tilde{X}'_{i,t}\theta(\tau) - \Pi_{i,t}(\tau))_- \right| \leq |\tilde{X}'_{i,t}\delta|.$$

Moreover, notice that by Lemma S6,

$$\{(\delta, \Delta) \in A_\tau : J_\tau^{1/2}(\delta, \Delta) \leq \eta\} \subset \{(\delta, \Delta) \in A_\tau : \|\delta\|_{1,n,T} \leq \eta v\},$$

where

$$v := \frac{2(C_0 + 1)}{\kappa_0} \left( \sqrt{1 + s_\tau} + \frac{\sqrt{r_\tau}}{\sqrt{\log(n \vee pc_T)}} \right).$$

Also by Lemma S6, for  $(\delta, \Delta) \in A_\tau$

$$\|\Delta\|_* \leq \frac{(C_0 + 1)J_\tau^{1/2}(\delta, \Delta)\sqrt{nT \log(pc_T \vee n)}}{\kappa_0} \left( \sqrt{1 + s_\tau} + \frac{\sqrt{r_\tau}}{\sqrt{\log(n \vee pc_T)}} \right),$$

and so,

$$\begin{aligned} & \{(\delta, \Delta) \in A_\tau : J_\tau^{1/2}(\delta, \Delta) \leq \eta\} \subset \\ & \left\{ (\delta, \Delta) \in A_\tau : \|\Delta\|_* \leq (C_0 + 1)\eta\sqrt{nT \log(pc_T \vee n)}(\sqrt{s_\tau + 1} + \sqrt{r_\tau/\log(pc_T \vee n)})/\kappa_0 \right\}. \end{aligned}$$

Hence, defining

$$\begin{aligned} B_1^0(\eta) &= \sqrt{c_T} \sup_{\delta: \|\delta\|_{1,n,T} \leq \eta v} \left| \frac{1}{\sqrt{nd_T}} \sum_{i=1}^n \sum_{l=1}^{d_T} \varepsilon_{i,l} \left( \sum_{t \in H_i} \frac{\tilde{X}'_{i,t}\delta}{c_T} \right) \right|, \\ B_2^0(\eta) &= \sqrt{c_T} \sup_{\Delta: \|\Delta\|_* \leq (C_0 + 1)\eta\sqrt{nT \log(pc_T \vee n)}(\sqrt{s_\tau + 1} + \sqrt{r_\tau/\log(pc_T \vee n)})/\kappa_0} \left| \frac{1}{\sqrt{nd_T}} \sum_{i=1}^n \sum_{l=1}^{d_T} \varepsilon_{i,l} \left( \sum_{t \in H_i} \frac{\Delta_{i,t}}{c_T} \right) \right|, \\ B_3^0(\eta) &= \sqrt{c_T} \sup_{\Delta: \|\Delta\|_* \leq (C_0 + 1)\eta\sqrt{nT \log(pc_T \vee n)}(\sqrt{s_\tau + 1} + \sqrt{r_\tau/\log(pc_T \vee n)})/\kappa_0} \left| \frac{1}{\sqrt{nd_T}} \sum_{i=1}^n \sum_{l=1}^{d_T} \varepsilon_{i,l} \left( \sum_{t \in H_i} \frac{v_{i,t}(\delta, \Delta)}{c_T} \right) \right|, \\ B_4^0(\eta) &= \sqrt{c_T} \sup_{\delta: \|\delta\|_{1,n,T} \leq \eta v} \left| \frac{1}{\sqrt{nd_T}} \sum_{i=1}^n \sum_{l=1}^{d_T} \varepsilon_{i,l} \left( \sum_{t \in H_i} \frac{w_{i,t}(\delta, \Delta)}{c_T} \right) \right|. \end{aligned}$$

By union bound we obtain that

$$(S28) \quad \mathbb{P}(A^0(\eta) \geq \kappa|\Omega_1) \leq \sum_{j=1}^4 \mathbb{P}(B_j^0(\eta) \geq \kappa|\Omega_1),$$

so we proceed to bound each term in the right hand side of the inequality above.

First, notice that

$$B_1^0(\eta) \leq 2c_T \max_{m \in [c_T]} \sup_{\delta: \|\delta\|_{1,n,T} \leq \eta v} \left| \frac{1}{\sqrt{nT}} \sum_{i=1}^n \sum_{l=0}^{d_T-1} \varepsilon_{i,l} \tilde{X}'_{i,(2lc_T+m)} \delta \right|,$$

and hence by a union bound and the same argument on the proof of Lemma 5 in [13], we have that

$$(S29) \quad \mathbb{P}(B_1^0(\eta) \geq \kappa|\Omega_1) \leq 2pc_T \exp\left(-\frac{\kappa^2}{4c_T^2(16\sqrt{2}\eta v)^2}\right).$$

Next we proceed to bound  $B_3^0(\eta)$ , by noticing that

$$B_3^0(\eta) \leq \max_{m \in [c_T]} \sup_{\Delta: \|\Delta\|_* \leq (C_0+1)\eta\sqrt{nT\log(pc_T \vee n)}(\sqrt{s_\tau+1}+\sqrt{r_\tau/\log(pc_T \vee n)})/\kappa_0} \left| \frac{\sqrt{c_T}}{\sqrt{nd_T}} \sum_{i=1}^n \sum_{l=0}^{d_T-1} \varepsilon_{i,l} v_{i, (2lc_T+m)}(\delta, \Delta) \right|.$$

Towards that end we proceed to bound the moment generating function of  $B_3^0(\eta)$  and the use that to obtain an upper bound on  $B_3^0(\eta)$ . Now fix  $m \in [d_T]$  and notice that

$$\begin{aligned} & \mathbb{E} \left( \exp \left( \lambda \sup_{\Delta: \|\Delta\|_* \leq (C_0+1)\eta\sqrt{nT\log(pc_T \vee n)}(\sqrt{s_\tau+1}+\sqrt{r_\tau/\log(pc_T \vee n)})/\kappa_0} \left| \frac{\sqrt{c_T}}{\sqrt{nd_T}} \sum_{i=1}^n \sum_{l=0}^{d_T-1} \varepsilon_{i,l} v_{i, (2lc_T+m)}(\delta, \Delta) \right| \right) \right) \\ & \leq \mathbb{E} \left( \exp \left( \lambda \sup_{\Delta: \|\Delta\|_* \leq (C_0+1)\eta\sqrt{nT\log(pc_T \vee n)}(\sqrt{s_\tau+1}+\sqrt{r_\tau/\log(pc_T \vee n)})/\kappa_0} \left| \frac{\sqrt{c_T}}{\sqrt{nd_T}} \sum_{i=1}^n \sum_{l=1}^{d_T} \varepsilon_{i,l} \Delta_{i, (2lc_T+m)} \right| \right) \right) \\ & \leq \mathbb{E} \left( \sup_{\Delta: \|\Delta\|_* \leq (C_0+1)\eta\sqrt{nT\log(pc_T \vee n)}(\sqrt{s_\tau+1}+\sqrt{r_\tau/\log(pc_T \vee n)})/\kappa_0} \left( \exp \left( \frac{\lambda\sqrt{c_T}\|\Delta\|_* \mathbb{E}(\|\{\varepsilon_{i,l}\}\|_2)}{\sqrt{nd_T}} \right) \right. \right. \\ & \quad \left. \left. \exp \left( \lambda \frac{\sqrt{c_T}\|\Delta\|_* (\|\{\varepsilon_{i,l}\}\|_2 - \mathbb{E}(\|\{\varepsilon_{i,l}\}\|_2))}{\sqrt{nd_T}} \right) \right) \right) \\ & \leq \exp \left( \lambda \frac{(C_0+1)c_4\eta c_T \sqrt{3\log(pc_T \vee n)}(\sqrt{1+s_\tau}+\sqrt{r_\tau/\log(pc_T \vee n)}) (\sqrt{n}+\sqrt{d_T})}{\kappa_0} \right) \\ & \exp \left( \frac{(C_0+1)^2 c_4 \lambda^2 c_T^2 \eta^2 \log(pc_T \vee n) (s_\tau+1+r_\tau/\log(pc_T \vee n))}{\kappa_0^2} \right), \end{aligned}$$

for a positive constant  $c_4 > 0$ , and where the first inequality holds by Ledoux-Talagrand's contraction inequality, the second by the the duality of the spectral and nuclear norms and the triangle inequality, the third by Theorem 1.2 in [76] and by basic properties of sub-Gaussian random variables.

Therefore, by Markov's inequality and (S30),

$$\begin{aligned} & \mathbb{P}(B_3^0(\eta) \geq \kappa|\Omega_1) \\ & \leq c_T \max_{m \in [c_T]} \mathbb{P} \left( \sup_{\Delta: \|\Delta\|_* \leq (C_0+1)\eta\sqrt{nT\log(pc_T \vee n)}(\sqrt{s_\tau+1}+\sqrt{r_\tau/\log(pc_T \vee n)})/\kappa_0} \left| \frac{\sqrt{c_T}}{\sqrt{nd_T}} \sum_{i=1}^n \sum_{l=0}^{d_T-1} \varepsilon_{i,l} v_{i, (2lc_T+m)}(\delta, \Delta) \right| \right. \\ & \quad \left. \geq \kappa \right) \\ & \leq \inf_{\lambda > 0} \left[ \exp(-\lambda\kappa) \exp \left( \lambda \frac{(C_0+1)c_4\eta c_T \sqrt{3\log(pc_T \vee n)}(\sqrt{1+s_\tau}+\sqrt{r_\tau/\log(pc_T \vee n)}) (\sqrt{n}+\sqrt{d_T})}{\kappa_0} \right) \right. \\ & \quad \left. \exp \left( \frac{(C_0+1)^2 c_4 \lambda^2 c_T^2 \eta^2 \log(pc_T \vee n) ((1+s_\tau)+r_\tau/\log(pc_T \vee n))}{\kappa_0^2} + \log c_T \right) \right] \\ & \leq c_5 \exp \left( -\frac{\kappa\kappa_0}{(C_0+1)\eta c_T \sqrt{3\log(pc_T \vee n)}(\sqrt{1+s_\tau}+\sqrt{r_\tau/\log(pc_T \vee n)}) (\sqrt{n}+\sqrt{d_T})} + \log c_T \right), \end{aligned}$$

for a positive constant  $c_5 > 0$ .

Furthermore, we observe that

$$B_2^0(\eta) \leq \max_{m \in [d_T]} \sup_{\Delta: \|\Delta\|_* \leq (C_0+1)\eta\sqrt{nT\log(pc_T \vee n)}(\sqrt{s_\tau+1}+\sqrt{r_\tau/\log(pc_T \vee n)})/\kappa_0} \left| \frac{\sqrt{c_T}}{\sqrt{nd_T}} \sum_{i=1}^n \sum_{l=0}^{d_T-1} \varepsilon_{i,l} \Delta_{i, (2lc_T+m)} \right|.$$

Hence, with the same argument for bounding  $B_3^0(\eta)$ , we have

$$(S32) \quad \begin{aligned} & \mathbb{P}(B_2^0(\eta) \geq \kappa | \Omega_1) \\ & \leq c_5 \exp\left(-\frac{\kappa \kappa_0}{(C_0+1)\eta c_T \sqrt{3 \log(p c_T \vee n)} (\sqrt{1+s_\tau} + \sqrt{r_\tau / \log(p c_T \vee n)}) (\sqrt{n} + \sqrt{d_T})} + \log c_T\right). \end{aligned}$$

Finally, we proceed to bound  $B_4^0(\eta)$ . To that end, notice that

$$B_4^0(\eta) \leq \max_{m \in [d_T]} \sup_{\delta: \|\delta\|_{1,n,T} \leq \eta \nu} \left| \frac{\sqrt{c_T}}{\sqrt{n d_T}} \sum_{i=1}^n \sum_{l=0}^{d_T-1} \varepsilon_{i,l} w_{i,(2lc_T+m)}(\delta, \Delta) \right|,$$

and by (S27) and Ledoux-Talagrand's inequality, as in (S29), we obtain

$$(S33) \quad \mathbb{P}(B_4^0(\eta) \geq \kappa | \Omega_1) \leq 2p c_T \exp\left(-\frac{\kappa^2}{4c_T^2 (16\sqrt{2}\eta\nu)^2}\right).$$

Therefore, letting

$$\kappa = \frac{\eta c_T \phi_n (1 + C_0)^2 \sqrt{\log(p c_T \vee n)} (\sqrt{(1 + s_\tau)} + \sqrt{r_\tau / \log(p c_T \vee n)}) (\sqrt{n} + \sqrt{d_T})}{\kappa_0 \underline{f}^{1/2}},$$

and repeating the argument above for bounding  $A_2$  in (S24), combining (S24), (S25), (S28), (S29), (S31), (S32) and (S33), we obtain that

$$\begin{aligned} \mathbb{P}(\epsilon(\eta) \geq \frac{\kappa}{\sqrt{nT}}) & \leq 5 \frac{\gamma + 4 \exp\left(\log(p c_T \vee n) - C_1 \frac{\phi_n^2 \log(p c_T \vee n)}{\underline{f}} (\sqrt{n} + \sqrt{d_T})^2\right) + 2c_5 \exp\left(-C_2 \frac{2\phi_n}{\underline{f}^{1/2}}\right)}{1 - \frac{3\kappa_0^2}{c_T \phi_n (1 + C_0)^2 (\sqrt{n} + \sqrt{d_T})^2 \log(p c_T \vee n) (\sqrt{s_\tau + 1} + \sqrt{r_\tau / \log(p c_T \vee n)})^2}} \\ & \quad + nT \left(\frac{1}{c_T}\right)^\mu, \end{aligned}$$

for some positive constants  $C_1$  and  $C_2$ . □

Combining all the previous lemmas we prove Theorem 4.2 in the next subsection.

## S2.2. Proof of Theorem 4.2.

PROOF. Recall from Lemma S4, our choices of  $\nu_1$  and  $\nu_2$  are

$$\nu_1 = C'_0 \sqrt{\frac{c_T \log(\max\{n, p c_T\})}{n d_T}},$$

and

$$\nu_2 = \frac{200c_T}{nT} (\sqrt{n} + \sqrt{d_T}),$$

for  $C'_0 = 9/(1 - c_0)$ , and  $c_0$  as in Lemma S4.

Let

$$(S34) \quad \eta = \frac{8\phi_n (C'_0(1 + C_0) + \tilde{C}_0 + 200(1 + C_0)) \sqrt{c_T \log(p c_T \vee n)} (\sqrt{(1 + s_\tau)} + \sqrt{r_\tau / \log(p c_T \vee n)}) (\sqrt{n} + \sqrt{d_T})}{\sqrt{n d_T} \kappa_0 \underline{f}^{1/2}},$$

for  $C_0$  as in Lemma S4, and  $\tilde{C}_0$  as in Lemma S7.

Throughout we assume that the following events happen:

- $\Omega_1 :=$  the event that  $(\hat{\theta}(\tau) - \theta(\tau), \hat{\Pi}(\tau) - \Pi(\tau)) \in A_\tau$ .

- $\Omega_2$  := the event for which the upper bound on  $\epsilon(\eta)$  in Lemma S7 holds.

Suppose that

$$(S35) \quad |J_\tau^{1/2}(\hat{\theta}(\tau) - \theta(\tau), \hat{\Pi}(\tau) - \Pi(\tau))| > \eta.$$

Then, by the convexity of  $A_\tau$ , and of the objective  $\hat{Q}$  with its constraint, we obtain that

$$0 > \min_{(\delta, \Delta) \in A_\tau : |J_\tau^{1/2}(\delta, \Delta)| = \eta} \hat{Q}_\tau(\theta(\tau) + \delta, \Pi(\tau) + \Delta) - \hat{Q}(\theta(\tau), \Pi(\tau)) + \nu_1 [\|\theta(\tau) + \delta\|_{1,n,T} - \|\theta(\tau)\|_{1,n,T}] + \nu_2 [\|\Pi(\tau) + \Delta\|_* - \|\Pi(\tau)\|_*]$$

Moreover, by Lemma S6 and the triangle inequality,

$$\begin{aligned} \|\theta(\tau)\|_{1,n,T} - \|\theta(\tau) + \delta\|_{1,n,T} &\leq \|\delta_{T_\tau}\|_{1,n,T} \\ &\leq 2(1 + C_0) \frac{J_\tau^{1/2}(\delta, \Delta)}{\kappa_0} \left( \sqrt{1 + s_\tau} + \frac{\sqrt{r_\tau}}{\sqrt{\log(n \vee p_{c_T})}} \right), \end{aligned}$$

and

$$\begin{aligned} \|\Pi(\tau)\|_* - \|\Pi(\tau) + \Delta\|_* &\leq \|\Delta\|_* \\ &\leq (1 + C_0) \sqrt{nT \log(p_{c_T} \vee n)} \frac{J_\tau^{1/2}(\delta, \Delta)}{\kappa_0} \left( \sqrt{1 + s_\tau} + \frac{\sqrt{r_\tau}}{\sqrt{\log(n \vee p_{c_T})}} \right). \end{aligned}$$

Therefore,

$$\begin{aligned} 0 &> \min_{(\delta, \Delta) \in A_\tau : |J_\tau^{1/2}(\delta, \Delta)| = \eta} \hat{Q}(\theta(\tau) + \delta, \Delta + \Pi(\tau)) - \\ &\quad \hat{Q}(\theta(\tau), \Pi(\tau)) - 2\nu_1(1 + C_0) \frac{J_\tau^{1/2}(\delta, \Delta)}{\kappa_0} \left( \sqrt{1 + s_\tau} + \frac{\sqrt{r_\tau}}{\sqrt{\log(n \vee p_{c_T})}} \right), \\ &\quad - \nu_2(1 + C_0) \sqrt{nT \log(p_{c_T} \vee n)} \frac{J_\tau^{1/2}(\delta, \Delta)}{\kappa_0} \left( \sqrt{s_\tau + 1} + \frac{\sqrt{r_\tau + 1}}{\sqrt{\log(p_{c_T} \vee n)}} \right) \\ &= \min_{(\delta, \Delta) \in A_\tau : |J_\tau^{1/2}(\delta, \Delta)| = \eta} \left[ \hat{Q}_\tau(\theta(\tau) + \delta, \Delta + \Pi(\tau)) - \hat{Q}(\theta(\tau), \Pi(\tau)) \right. \\ &\quad - Q(\theta(\tau) + \delta, \Delta + \Pi(\tau)) + Q(\theta(\tau), \Pi(\tau)) \\ &\quad + Q(\theta(\tau) + \delta, \Delta + \Pi(\tau)) - Q(\theta(\tau), \Pi(\tau)) - \\ &\quad 2C_\tau(1 + C_0) \sqrt{\frac{c_T \log(p_{c_T} \vee n)}{nd_T}} (\sqrt{n} + \sqrt{d_T}) \frac{J_\tau^{1/2}(\delta, \Delta)}{\kappa_0} \left( \sqrt{s_\tau + 1} + \sqrt{r_\tau / \log(p_{c_T} \vee n)} \right) - \\ &\quad \left. \frac{200c_T}{nT} (\sqrt{n} + \sqrt{d_T}) (C_0 + 1) \sqrt{nT \log(p_{c_T} \vee n)} \frac{J_\tau^{1/2}(\delta, \Delta)}{\kappa_0} \right. \\ &\quad \left. \left( \sqrt{s_\tau + 1} + \sqrt{r_\tau / \log(p_{c_T} \vee n)} \right) \right] \\ &\geq \min_{(\delta, \Delta) \in A_\tau : |J_\tau^{1/2}(\delta, \Delta)| = \eta} Q(\theta(\tau) + \delta, \Delta + \Pi(\tau)) - Q(\theta(\tau), \Pi(\tau)) \\ &\quad - [2C'_0(1 + C_0) + 200(C_0 + 1)] \sqrt{\frac{c_T \log(p_{c_T} \vee n)}{nd_T}} (\sqrt{n} + \sqrt{d_T}) \frac{J_\tau^{1/2}(\delta, \Delta)}{\kappa_0} \\ &\quad \left( \sqrt{s_\tau + 1} + \sqrt{r_\tau / \log(p_{c_T} \vee n)} \right) \\ &\quad - \frac{\tilde{C}_0 \eta c_T \phi_n \sqrt{\log(p_{c_T} \vee n)} (\sqrt{1 + s_\tau} + \sqrt{r_\tau / \log(p_{c_T} \vee n)}) (\sqrt{n} + \sqrt{d_T})}{\sqrt{nT} \kappa_0 f^{1/2}} \end{aligned}$$



$$\begin{aligned}
& \text{(S36)} \\
& \geq \frac{\eta^2}{4} \wedge (\eta q) - [2C'_0(1 + C_0) + 200(C_0 + 1)] \sqrt{\frac{c_T(1 + s_\tau) \log(pc_T \vee n)}{nd_T}} (\sqrt{n} + \sqrt{d_T}) \frac{\eta}{\kappa_0} \\
& \quad \left( \sqrt{s_\tau + 1} + \sqrt{r_\tau / \log(pc_T \vee n)} \right) - \frac{\tilde{C}_0 \eta c_T \phi_n \sqrt{\log(pc_T \vee n)} (\sqrt{1 + s_\tau} + \sqrt{r_\tau / \log(pc_T \vee n)}) (\sqrt{n} + \sqrt{d_T})}{\sqrt{nd_T} \kappa_0 f^{1/2}} \\
& \geq \frac{\eta^2}{4} - \frac{2\eta \phi_n (C'_0(1 + C_0) + \tilde{C}_0 + 200(C_0 + 1)) \sqrt{c_T \log(pc_T \vee n)} (\sqrt{n} + \sqrt{d_T})}{\sqrt{nd_T} \kappa_0 f^{1/2}} \\
& \quad (\sqrt{(1 + s_\tau)} + \sqrt{r_\tau / \log(pc_T \vee n)}) \\
& = 0,
\end{aligned}$$

where the the second inequality follows from Lemma S7, the third from Lemma S5, the fourth from our choice of  $\eta$  and (19), and the equality also from our choice of  $\eta$ . Hence, (S36) leads to a contradiction which shows that (S35) cannot happen in the first place. As a result, by Assumption 4,

$$\frac{\|\hat{\Pi}(\tau) - \Pi(\tau)\|_F}{\sqrt{nT}} \leq \frac{1}{\kappa_0} |J_\tau^{1/2}(\hat{\theta}(\tau) - \theta(\tau), \hat{\Pi}(\tau) - \Pi(\tau))| \leq \frac{\eta}{\kappa_0},$$

which holds with probability approaching one.

To conclude the proof, let  $\hat{\delta} = \hat{\theta} - \theta$  and notice that

$$\begin{aligned}
\|\hat{\delta}_{(T_\tau \cup \bar{T}_\tau(\hat{\delta}, m))^c}\|^2 & \leq \sum_{k \geq m+1} \frac{\|\hat{\delta}_{T_\tau^c}\|_1^2}{k^2} \\
& \leq \frac{\|\hat{\delta}_{T_\tau^c}\|_1^2}{m} \\
& \leq \frac{4C_0}{m} \left[ \|\hat{\delta}_{T_\tau}\|_1^2 + \frac{r_\tau \|\Pi(\tau) - \hat{\Pi}(\tau)\|_F^2}{nT \log(pc_T \vee n)} \right] \\
& \leq \frac{4C_0}{m} \left[ s_\tau \|\hat{\delta}_{T_\tau \cup \bar{T}_\tau(\hat{\delta}, m)}\|^2 + \frac{r_\tau \|\Pi(\tau) - \hat{\Pi}(\tau)\|_F^2}{nT \log(pc_T \vee n)} \right],
\end{aligned}$$

which implies

$$\begin{aligned}
\|\hat{\delta}\| & \leq (1 + 2C_0 \sqrt{\frac{s_\tau}{m}}) \left( \|\hat{\delta}_{T_\tau \cup \bar{T}_\tau(\hat{\delta}, m)}\| + \frac{\sqrt{r_\tau} \|\Pi(\tau) - \hat{\Pi}(\tau)\|_F}{\sqrt{nT \log(pc_T \vee n)}} \right) \\
& \leq \frac{J_\tau^{1/2}(\hat{\delta}, \hat{\Pi}(\tau) - \Pi(\tau))}{\kappa_m} (1 + 2C_0 \sqrt{\frac{s_\tau}{m}}),
\end{aligned}$$

and the result follows.  $\square$

### S3. Proof of Theorem 4.4 .

#### S3.1. Auxiliary lemmas for proof of Theorem 4.4.

LEMMA S8. *Suppose that Assumptions 1–2 and 5 hold. Let*

$$\nu_1 = \frac{2}{nT} \sum_{i=1}^n \sum_{t=1}^T \|X_{i,t}\|_\infty.$$

and

$$\nu_2 = \frac{200c_T}{nT} (\sqrt{n} + \sqrt{d_T}).$$

We have that

$$(\hat{\Pi}(\tau) - \Pi(\tau) - X\theta(\tau)) \in A'_\tau,$$

with probability approaching one, where

$$A'_\tau = \left\{ \Delta \in \mathbb{R}^{n \times T} : \|\Delta\|_* \leq c_0 \sqrt{r_\tau} (\|\Delta\|_F + \|\xi\|_*), \|\Delta\|_\infty \leq c_1 \right\},$$

and  $c_0$  and  $c_1$  are positive constants that depend on  $\tau$ . Furthermore,  $\hat{\theta}(\tau) = 0$ .

PROOF. First, we observe that  $C$  in the statement of Theorem 4.4 can be take as  $C = \|X\theta(\tau) + \Pi(\tau)\|_\infty$ . And so,

$$\left\| X\theta(\tau) + \Pi(\tau) - \hat{\Pi}(\tau) \right\|_\infty \leq 2C =: c_1.$$

Next, notice that for any  $\check{\Pi} \in \mathbb{R}^{n \times T}$  and  $\check{\theta} \in \mathbb{R}^p \setminus \{0\}$ ,

$$\begin{aligned} \hat{Q}_\tau(0, \check{\Pi}) - \hat{Q}_\tau(\check{\theta}, \check{\Pi}) - \nu_1 \|\check{\theta}\|_{1,n,T} &\leq \frac{1}{nT} \sum_{i=1}^n \sum_{t=1}^T |X'_{i,t} \check{\theta}| - \nu_1 \|\check{\theta}\|_{1,n,T} \\ &\leq \frac{1}{nT} \sum_{i=1}^n \sum_{t=1}^T |X'_{i,t} \check{\theta}| - \nu_1 \|\check{\theta}\|_{1,n,T} \\ &\leq \frac{1}{nT} \sum_{i=1}^n \sum_{t=1}^T \max_{j=1,\dots,p} \left| \frac{X_{i,t,j}}{\hat{\sigma}_j} \right| \|\check{\theta}\|_{1,n,T} - \nu_1 \|\check{\theta}\|_{1,n,T} \\ &< 0, \end{aligned}$$

where the first inequality follows since  $\rho_\tau$  is a contraction map. Therefore,  $\hat{\theta}(\tau) = 0$ . Furthermore, we have

$$\begin{aligned} 0 &\leq \hat{Q}_\tau(0, X\theta(\tau) + \Pi(\tau)) - \hat{Q}_\tau(0, \hat{\Pi}(\tau)) + \nu_2 \left( \|X\theta(\tau) + \Pi(\tau)\|_* - \|\hat{\Pi}(\tau)\|_* \right) \\ &\leq \left| \frac{1}{nT} \sum_{i=1}^n \sum_{t=1}^T a_{i,t} \left( (X\theta(\tau) + \Pi(\tau)) - \hat{\Pi}(\tau) \right) \right| \\ &\quad + \nu_2 \left( \|X\theta(\tau) + \Pi(\tau)\|_* - \|\hat{\Pi}(\tau)\|_* \right) \\ &\leq \|X\theta(\tau) + \Pi(\tau) - \hat{\Pi}(\tau)\|_* \left( \sup_{\|\tilde{\Delta}\|_* \leq 1} \left| \frac{1}{nT} \sum_{i=1}^n \sum_{t=1}^T a_{i,t} \tilde{\Delta}_{i,t} \right| \right) \\ &\quad + \nu_2 \left( \|X\theta(\tau) + \Pi(\tau)\|_* - \|\hat{\Pi}(\tau)\|_* \right) \\ &\leq \frac{200c_T}{nT} \left( \sqrt{n} + \sqrt{d_T} \right) \left( \|X\theta(\tau) + \Pi(\tau) - \hat{\Pi}(\tau)\|_* + \|X\theta(\tau) + \Pi(\tau)\|_* - \|\hat{\Pi}(\tau)\|_* \right) \\ &\quad - \frac{100c_T}{nT} \left( \sqrt{n} + \sqrt{d_T} \right) \|X\theta(\tau) + \Pi(\tau) - \hat{\Pi}(\tau)\|_* \\ &\leq \frac{200c_T}{nT} \left( \sqrt{n} + \sqrt{d_T} \right) \left( \|X\theta(\tau) + \Pi(\tau) + \xi - \hat{\Pi}(\tau)\|_* + \|X\theta(\tau) + \Pi(\tau) + \xi\|_* - \|\hat{\Pi}(\tau)\|_* \right) \\ &\quad + \frac{400c_T}{nT} \left( \sqrt{n} + \sqrt{d_T} \right) \|\xi\|_* - \frac{100c_T}{nT} \left( \sqrt{n} + \sqrt{d_T} \right) \|X\theta(\tau) + \Pi(\tau) - \hat{\Pi}(\tau)\|_* \\ &\leq \frac{c_1 c_T}{nT} \left( \sqrt{n} + \sqrt{d_T} \right) \sqrt{r_\tau} \|X\theta(\tau) + \Pi(\tau) + \xi - \hat{\Pi}(\tau)\|_F \\ &\quad + \frac{400c_T}{nT} \left( \sqrt{n} + \sqrt{d_T} \right) \|\xi\|_* - \frac{100c_T}{nT} \left( \sqrt{n} + \sqrt{d_T} \right) \|X\theta(\tau) + \Pi(\tau) - \hat{\Pi}(\tau)\|_* \end{aligned}$$

for some positive constant  $c_1$ , where the first inequality follows from the optimality of the estimator, the second as in the proof of Lemma S4, the third by a basic property of the nuclear

norm, the fourth by Lemma S2, the fifth by the triangle inequality, and the six by Assumption 5 and Lemma S3.  $\square$

LEMMA S9. *Let*

$$\epsilon'(\eta) = \sup_{(\delta, \Delta) \in A_\tau : J_\tau^{1/2}(\delta, \Delta) \leq \eta} \left| \hat{Q}_\tau(0, X\theta(\tau) + \Pi(\tau) + \Delta) - \hat{Q}_\tau(0, X\theta(\tau) + \Pi(\tau)) - Q_\tau(0, X\theta(\tau) + \Pi(\tau) + \Delta) + Q_\tau(0, X\theta(\tau) + \Pi(\tau)) \right|,$$

and  $\{\phi_n\}$  a sequence with  $\phi_n/(\sqrt{\underline{f}} \log(c_T + 1)) \rightarrow \infty$ . Then for all  $\eta > 0$

$$\epsilon'(\eta) \leq \frac{\tilde{C}_0 \eta c_T \phi_n \sqrt{r_\tau} (\sqrt{n} + \sqrt{d_T})}{\sqrt{nT} \underline{f}},$$

for some constant  $\tilde{C}_0 > 0$ , with probability at least  $1 - \alpha_n$ . Here, the sequence  $\{\alpha_n\}$  is independent of  $\eta$ , and  $\alpha_n \rightarrow 0$ .

PROOF. This follows similarly to the proof of Lemma S7.  $\square$

LEMMA S10. *Let*

$$A''_\tau = \{\Delta \in A'_\tau : q(\Delta) \geq 2\eta_0, \Delta \neq 0\},$$

with

$$\eta_0 = \frac{\tilde{C}_1 c_T \phi_n \sqrt{r_\tau} (\sqrt{n} + \sqrt{d_T})}{\sqrt{nT} \underline{f}},$$

for an appropriate constant  $\tilde{C}_1 > 0$ , and

$$q(\Delta) = \frac{3 \underline{f}^{3/2}}{2 \bar{f}'} \frac{\left( \frac{1}{nT} \sum_{i=1}^n \sum_{t=1}^T (\Delta_{i,t})^2 \right)^{3/2}}{\frac{1}{nT} \sum_{i=1}^n \sum_{t=1}^T |\Delta_{i,t}|^3}.$$

Under Assumptions 1-2 and 5, for any  $\Delta \in A''_\tau$  we have that

$$Q_\tau(0, X\theta(\tau) + \Pi(\tau) + \Delta) - Q_\tau(0, X\theta(\tau) + \Pi(\tau)) \geq \min \left\{ \frac{f \|\Delta\|^2}{4nT}, \frac{2\eta \underline{f}^{1/2} \|\Delta\|}{\sqrt{nT}} \right\}.$$

PROOF. This follows as the proof of Lemma S5.  $\square$

S3.2. *Proof of Theorem 4.4.* The proof of Theorem 4.4 proceeds by exploiting Lemmas S8 and S10. By Lemma S8, we have that

$$(S37) \quad \hat{\Delta} := \hat{\Pi}(\tau) - X\theta(\tau) - \Pi(\tau) \in A'_\tau,$$

with high probability. Therefore, we assume that (S37) holds. Hence, if  $\hat{\Delta} \notin A''_\tau$ , then

$$(S38) \quad \frac{1}{\sqrt{nT}} \|\hat{\Delta}\|_F < \frac{4\eta \left( \sum_{i=1}^n \sum_{t=1}^T |\hat{\Delta}_{i,t}|^3 \right) \bar{f}'}{3 \left( \sum_{i=1}^n \sum_{t=1}^T \hat{\Delta}_{i,t}^2 \right) \underline{f}^{3/2}} \leq \frac{4\bar{f}' \|\hat{\Delta}\|_\infty \eta}{3\underline{f}^{3/2}}.$$

If  $\hat{\Delta} \in A''$ , then we proceed as in the proof of Theorem 4.2 by exploiting Lemma S9, and treating  $X\theta(\tau) + \Pi(\tau)$  as the latent factors matrix, the design matrix as the matrix zero,  $A''$  as  $A_\tau$ , and

$$\kappa_0 = \underline{f}^{1/2},$$

in Assumption 4. This leads to

$$(S39) \quad \frac{1}{\sqrt{nT}} \|\hat{\Delta}\|_F \leq \eta,$$

and the claim in Theorem 4.4 follows combining (S38) and (S39).

S3.3. *Proof of Corollary 4.3.* First notice that by Theorem 4.2 and Theorem 3 in [81],

$$(S40) \quad v := \max \left\{ \min_{O \in \mathbb{O}_{r_\tau}} \|\hat{g}(\tau)O - g(\tau)\|_F, \min_{O \in \mathbb{O}_{r_\tau}} \|\tilde{\lambda}(\tau)O - \tilde{\lambda}(\tau)\|_F \right\} = O_{\mathbb{P}} \left( \frac{(\sigma_1(\tau) + \sqrt{r_\tau} \text{Err}) \text{Err}}{(\sigma_{r_\tau-1}(\tau))^2 - (\sigma_{r_\tau}(\tau))^2} \right).$$

Furthermore,

$$\begin{aligned} \frac{\|\hat{\lambda}(\tau) - \lambda(\tau)\|_F^2}{nT} &= \frac{1}{nT} \sum_{j=1}^{r_\tau} \|\lambda_{\cdot,j}(\tau) - \hat{\lambda}_{\cdot,j}(\tau)\|^2 \\ &\leq \frac{2}{nT} \sum_{j=1}^{r_\tau} (\sigma_j - \hat{\sigma}_j)^2 + \frac{2}{nT} \sum_{j=1}^{r_\tau} \sigma_j^2 \|\tilde{\lambda}_j(\tau) - \tilde{\lambda}_j(\tau)\|^2 \\ &\leq \frac{2}{nT} \sum_{j=1}^{r_\tau} (\sigma_j - \hat{\sigma}_j)^2 + \frac{2\sigma_1^2}{nT} \sum_{j=1}^{r_\tau} \|\tilde{\lambda}_j(\tau) - \tilde{\lambda}_j(\tau)\|^2 \\ &\leq \frac{2r_\tau}{nT} (\sigma_1 - \hat{\sigma}_1)^2 + \frac{2\sigma_1^2}{nT} \|\tilde{\lambda}(\tau) - \tilde{\lambda}(\tau)\|_F^2 \\ &\leq \frac{2r_\tau}{nT} \|\Pi(\tau) - \hat{\Pi}(\tau)\|_F^2 + \frac{2\sigma_1^2}{nT} \|\tilde{\lambda}(\tau) - \tilde{\lambda}(\tau)\|_F^2 \\ &= O_{\mathbb{P}} \left( \frac{r_\tau \phi_n^2 c_T \log(p c_T \vee n) (1 + s_\tau + r_\tau / \log(p c_T \vee n))}{\kappa_0^4 \underline{f}} \left( \frac{1}{n} + \frac{1}{d_T} \right) \right) + \\ &\quad O_{\mathbb{P}} \left( \frac{\sigma_1^2}{nT} \frac{(\sigma_1(\tau) + \sqrt{r_\tau} \text{Err})^2 \text{Err}^2}{((\sigma_{r_\tau-1}(\tau))^2 - (\sigma_{r_\tau}(\tau))^2)^2} \right), \end{aligned}$$

where the third inequality follows from Weyl's inequality, and the last one from (S40).

**S4. Proof of Theorem 4.1.** Conditioning on  $\Pi$  and  $\{X_{i,t}\}$ , as in [80], we define the sequence  $\{\tilde{\varepsilon}_{i,t}\}_{i \in [n], t \in [T]}$  such that

- $\{\tilde{\varepsilon}_{i,t}\}_{i \in [n], t \in [T]}$  is independent of  $\{\varepsilon_{i,t}\}_{i \in [n], t \in [T]}$ ;
- for a fixed  $t$  the random variables  $\{\tilde{\varepsilon}_{i,t}\}_{i \in [n]}$  are independent;
- for a fixed  $i$ :

$$\mathcal{L}(\{\tilde{\varepsilon}_{i,t}\}_{t \in H_i}) = \mathcal{L}(\{\varepsilon_{i,t}\}_{t \in H_i}) = \mathcal{L}(\{\varepsilon_{i,t}\}_{t \in H_i}) \quad \forall i \in [d_T],$$

and the blocks  $\{\tilde{\varepsilon}_{i,t}\}_{t \in H_1}, \dots, \{\tilde{\varepsilon}_{i,t}\}_{t \in H_{d_T}}$  are independent.

Here, we define  $\Lambda := \{H_1, H'_1, \dots, H_{d_T}, H'_{d_T}, R\}$  with

$$(S41) \quad \begin{aligned} H_j &= \{t : 1 + 2(j-1)c_T \leq t \leq (2j-1)c_T\}, \\ H'_j &= \{t : 1 + (2j-1)c_T \leq t \leq 2jc_T\}, \quad j = 1, \dots, d_T, \\ &\text{and } R = \{t : 2c_T d_T + 1 \leq t \leq T\}. \end{aligned}$$

We then let

$$\tilde{Y}_{i,t} = X'_{i,t}\theta(\tau) + \Pi_{i,t}(\tau) + \tilde{\varepsilon}_{i,t}G(X_{i,t})$$

for all  $i \in [n]$  and  $t \in [T]$ .

Furthermore, we define the scores  $a_{i,t} = \tau - 1\{Y_{i,t} \leq X'_{i,t}\theta(\tau) + \Pi_{i,t}(\tau)\}$ , and  $\tilde{a}_{i,t} = \tau - 1\{\tilde{Y}_{i,t} \leq X'_{i,t}\theta(\tau) + \Pi_{i,t}(\tau)\}$ .

**S4.1. Auxiliary lemmas for proof of Theorem 4.1.** Throughout we use the notation from Section S2.1 and  $(\hat{\beta}(\tau), \hat{\Pi}(\tau))$  denotes the estimator defined in (15).

We begin by defining

$$\hat{M}(\tilde{\beta}, \tilde{\Pi}) = \frac{1}{nT} \sum_{i=1}^n \sum_{t=1}^T \left[ \rho_\tau(Y_{i,t} - X'_{i,t}\tilde{\beta} - \tilde{\Pi}_{i,t}) - \rho_\tau(Y_{i,t} - X'_{i,t}\beta(\tau) - \Pi_{i,t}(\tau)) \right]$$

and

$$M(\tilde{\beta}, \tilde{\Pi}) = \mathbb{E} \left( \hat{M}(\tilde{\beta}, \tilde{\Pi}) \mid \{X_{i,t}\} \right).$$

We also set

$$(S42) \quad \mathcal{E} := \left\{ \max_{1 \leq j \leq p} |\hat{\sigma}_j^2 - 1| \leq \frac{1}{4} \right\},$$

with the notation in Assumption 2.

We start by recalling a result from [66] involving the behavior of  $M$  locally around the true quantiles.

**LEMMA S11** (Lemma 13 in [66]). *With the notation and assumptions of Theorem 4.1 we have that*

$$M(\hat{\beta}, \hat{\Pi}) \geq \frac{c_0}{nT} \sum_{i=1}^n \sum_{t=1}^T \min\{|q_{i,t} - \hat{q}_{i,t}|, (q_{i,t} - \hat{q}_{i,t})^2\},$$

for some constant  $c_0 > 0$ .

We now proceed to construct a restricted set  $K$  where the solution  $(\hat{\beta}(\tau), \hat{\Pi}(\tau))$  lies with high probability.

**LEMMA S12.** *Let*

$$\phi_{n,T} = \|\beta(\tau)\|_1 + \frac{1}{\sqrt{nT \log(\max\{n, p_{CT}\})}} \|\Pi(\tau)\|_*,$$

and

$$\psi_{n,T} = \sqrt{nT \log(\max\{n, p_{CT}\})} \|\beta(\tau)\|_1 + \|\Pi(\tau)\|_*.$$

Then there exists a positive constant  $C_0$  such that the event

$$\mathcal{B} = \left\{ (\hat{\beta}(\tau), \hat{\Pi}(\tau)) \in K \right\}$$

holds with probability at least

$$1 - \gamma - \frac{16}{n} - 8npT \left( \frac{1}{c_T} \right)^\mu - 2nT \left( \frac{1}{c_T} \right)^\mu - 2c_1 \exp(-c_2 \max\{n, T\} + \log c_T),$$

with the notation from Lemma S4, and where

$$K := \left\{ (\tilde{\beta}, \tilde{\Pi}) : \|\tilde{\beta}\|_1 \leq C_0 \phi_{n,T}, \quad \|\tilde{\Pi}\|_* \leq C_0 \psi_{n,T} \right\}$$

and provided that

$$\nu_1 = 18 \sqrt{\frac{c_T \log(\max\{n, pc_T\})}{nd_T}} (\sqrt{n} + \sqrt{d_T}),$$

and

$$\nu_2 = \frac{400c_T}{nT} (\sqrt{n} + \sqrt{d_T}).$$

PROOF. First notice that by the proof Lemma S4 we have that

$$(S43) \quad \begin{aligned} 0 \leq & \max_{1 \leq j \leq p} \left| \frac{1}{nT} \sum_{i=1}^n \sum_{t=1}^T \frac{X_{i,t,j} a_{i,t}}{\hat{\sigma}_j} \right| \left[ \sum_{k=1}^p \hat{\sigma}_k |\theta_k(\tau) - \hat{\theta}_k(\tau)| \right] + \\ & \nu_1 \left( \|\theta(\tau)\|_{1,n,T} - \|\hat{\theta}(\tau)\|_{1,n,T} \right) + \\ & \left| \frac{1}{nT} \sum_{i=1}^n \sum_{t=1}^T a_{i,t} (\Pi_{i,t}(\tau) - \hat{\Pi}_{i,t}(\tau)) \right| + \nu_2 (\|\Pi(\tau)\|_* - \|\hat{\Pi}(\tau)\|_*). \end{aligned}$$

Therefore,

$$\begin{aligned} \frac{\nu_1}{2} \|\hat{\theta}(\tau)\|_{1,n,T} + \frac{\nu_2}{2} \|\hat{\Pi}(\tau)\|_* & \leq \max_{1 \leq j \leq p} \left| \frac{1}{nT} \sum_{i=1}^n \sum_{t=1}^T \frac{X_{i,t,j} a_{i,t}}{\hat{\sigma}_j} \right| \left[ \sum_{k=1}^p \hat{\sigma}_k |\theta_k(\tau) - \hat{\theta}_k(\tau)| \right] + \\ & \nu_1 \left( \|\theta(\tau)\|_{1,n,T} - \frac{1}{2} \|\hat{\theta}(\tau)\|_{1,n,T} \right) \\ & + \left| \frac{1}{\nu_1 nT} \sum_{i=1}^n \sum_{t=1}^T a_{i,t} (\Pi_{i,t}(\tau) - \hat{\Pi}_{i,t}(\tau)) \right| + \nu_2 (\|\Pi(\tau)\|_* - \frac{1}{2} \|\hat{\Pi}(\tau)\|_*) \\ & \leq 9 \sqrt{\frac{c_T \log(\max\{n, pc_T\})}{nd_T}} \left[ \sum_{k=1}^p \hat{\sigma}_k |\theta_k(\tau) - \hat{\theta}_k(\tau)| \right] + \\ & \nu_1 \left( \|\theta(\tau)\|_{1,n,T} - \frac{1}{2} \|\hat{\theta}(\tau)\|_{1,n,T} \right) + \frac{200c_T}{nT} (\sqrt{n} + \sqrt{d_T}) \|\Pi(\tau) - \hat{\Pi}(\tau)\|_* \\ & + \nu_2 (\|\Pi(\tau)\|_* - \frac{1}{2} \|\hat{\Pi}(\tau)\|_*) \\ & \leq 27 \sqrt{\frac{c_T \log(\max\{n, pc_T\})}{nd_T}} (\sqrt{n} + \sqrt{d_T}) \|\theta(\tau)\|_{1,n,T} \\ & + \frac{600c_T}{nT} (\sqrt{n} + \sqrt{d_T}) \|\Pi(\tau)\|_* \end{aligned}$$

where the second inequality holds by Lemma S1, Lemma S2, and Assumption 2, with probability at least

$$1 - \gamma - \frac{16}{n} - 8npT \left( \frac{1}{c_T} \right)^\mu - 2nT \left( \frac{1}{c_T} \right)^\mu - 2c_1 \exp(-c_2 \max\{n, T\} + \log c_T),$$

and third inequality holds by triangle inequality. The claim then follows.  $\square$

Next we combine the previous two results to arrive at an upper bound on the estimation error of the quantiles.

LEMMA S13. *Let  $\eta$  such that*

$$\eta > \frac{3\nu_2}{c_0} \|\Pi(\tau)\|_*$$

with  $c_0$  as in Lemma S11. Then

(S44)

$$\begin{aligned} & \mathbb{P} \left( \frac{1}{nT} \sum_{i=1}^n \sum_{t=1}^T \min\{|q_{i,t} - \hat{q}_{i,t}|, (q_{i,t} - \hat{q}_{i,t})^2\} \geq \eta \right) \\ & \leq \mathbb{P} \left( \left\{ \sup_{(\tilde{\beta}, \tilde{\Pi}) \in K} [M(\tilde{\beta}, \tilde{\Pi}) - \hat{M}(\tilde{\beta}, \tilde{\Pi})] \geq \frac{c_0\eta}{3} \right\} \cap \mathcal{E} \cap \mathcal{B} \right) + \mathbb{P} \left( \left\{ \frac{\nu_1}{c_0} \|\beta(\tau)\|_{1,n,T} \geq \frac{c_0\eta}{3} \right\} \cap \mathcal{E} \right) \\ & \quad + \gamma + \mathbb{P}(\mathcal{B}^c), \end{aligned}$$

with  $\mathcal{E}$  as in (S42),  $\mathcal{B}$  as in Lemma S12, and  $\gamma$  as in Assumption 2.

PROOF. First, notice that

$$\begin{aligned} \frac{1}{nT} \sum_{i=1}^n \sum_{t=1}^T \min\{|q_{i,t} - \hat{q}_{i,t}|, (q_{i,t} - \hat{q}_{i,t})^2\} & \leq c_0^{-1} M(\hat{\beta}(\tau), \hat{\Pi}) \\ & = c_0^{-1} \left[ M(\hat{\beta}(\tau), \hat{\Pi}) - \hat{M}(\hat{\beta}(\tau), \hat{\Pi}) + \hat{M}(\hat{\beta}(\tau), \hat{\Pi}) \right] \\ & \leq c_0^{-1} \left[ M(\hat{\beta}(\tau), \hat{\Pi}) - \hat{M}(\hat{\beta}(\tau), \hat{\Pi}) \right] + \\ & \quad \nu_1 c_0^{-1} \left[ \|\beta(\tau)\|_{1,n,T} - \|\hat{\beta}(\tau)\|_{1,n,T} \right] + \\ & \quad \nu_2 c_0^{-1} \left[ \|\Pi(\tau)\|_* - \|\hat{\Pi}(\tau)\|_* \right] \\ & \leq c_0^{-1} \left[ M(\hat{\beta}(\tau), \hat{\Pi}) - \hat{M}(\hat{\beta}(\tau), \hat{\Pi}) \right] + \\ & \quad \nu_1 c_0^{-1} \|\beta(\tau)\|_{1,n,T} + \frac{\nu_2}{c_0} \|\Pi(\tau)\|_*, \end{aligned}$$

where the first inequality follows from Lemma S11 and the second by optimality of  $(\hat{\beta}(\tau), \hat{\Pi}(\tau))$ . Therefore, by Lemma S12 and Assumption 2,

$$\begin{aligned} & \mathbb{P} \left( \frac{1}{nT} \sum_{i=1}^n \sum_{t=1}^T \min\{|q_{i,t} - \hat{q}_{i,t}|, (q_{i,t} - \hat{q}_{i,t})^2\} \geq \eta \right) \\ & \leq \mathbb{P} \left( \left\{ \sup_{(\tilde{\beta}, \tilde{\Pi}) \in K} [M(\tilde{\beta}, \tilde{\Pi}) - \hat{M}(\tilde{\beta}, \tilde{\Pi})] \geq \frac{c_0\eta}{3} \right\} \cap \mathcal{E} \cap \mathcal{B} \right) + \mathbb{P} \left( \left\{ \frac{\nu_1}{c_0} \|\beta(\tau)\|_{1,n,T} \geq \frac{c_0\eta}{3} \right\} \cap \mathcal{E} \right) \\ & \quad + \mathbb{P}(\mathcal{E}^c) + \mathbb{P}(\mathcal{B}^c), \end{aligned}$$

and the claim follows.  $\square$

We now proceed to give an upper bound on the second term in the right hand side of (S44).

LEMMA S14. *It holds that*

$$\mathbb{P} \left( \left\{ \frac{\nu_1}{c_0} \|\beta(\tau)\|_{1,n,T} \geq \frac{c_0\eta}{3} \right\} \cap \mathcal{E} \right) = 0,$$

provided that

$$\eta > \frac{15\nu_1}{4c_0} \|\beta(\tau)\|_1.$$

PROOF. The claim follows since in the event  $\mathcal{E}$  it holds that  $\|\beta(\tau)\|_{1,n,T} \leq 5\|\beta(\tau)\|_1/4$ .  $\square$

We now proceed to control the first term in the right hand side of (S44).

LEMMA S15. *With the notation from before we have that*

$$\mathbb{P} \left( \left\{ \sup_{(\tilde{\beta}, \tilde{\Pi}) \in K} [M(\tilde{\beta}, \tilde{\Pi}) - \hat{M}(\tilde{\beta}, \tilde{\Pi})] \geq \frac{c_0 \eta}{3} \right\} \cap \mathcal{E} \cap \mathcal{B} \right) \leq \frac{\tilde{C}}{\eta} \left[ \frac{\phi_{n,T} \sqrt{c_T \log p}}{\sqrt{nd_T}} + \frac{\psi_{n,T}(\sqrt{n} + \sqrt{d_T})}{nd_T} \right] + 2nT \left( \frac{1}{c_T} \right)^\mu,$$

for a positive constant  $\tilde{C}$ .

PROOF. First, we notice that

$$\begin{aligned} & \mathbb{P} \left( \left\{ \sup_{(\tilde{\beta}, \tilde{\Pi}) \in K} [M(\tilde{\beta}, \tilde{\Pi}) - \hat{M}(\tilde{\beta}, \tilde{\Pi})] \geq \frac{c_0 \eta}{3} \right\} \cap \mathcal{E} \cap \mathcal{B} \right) \\ & \leq \mathbb{P} \left( \left\{ \sup_{(\tilde{\beta}, \tilde{\Pi}) \in K} [M(\tilde{\beta}, \tilde{\Pi}) - \hat{M}(\tilde{\beta}, \tilde{\Pi})] \geq \frac{c_0 \eta}{3} \right\} \middle| \mathcal{E} \right) \mathbb{P}(\mathcal{E}). \end{aligned}$$

Next let

$$U_1(X) := \mathbb{P} \left( \sup_{(\tilde{\beta}, \tilde{\Pi}) \in K} [M(\tilde{\beta}, \tilde{\Pi}) - \hat{M}(\tilde{\beta}, \tilde{\Pi})] \geq \frac{c_0 \eta}{3} \middle| \{X_{i,t}\}, \mathcal{E} \right).$$

Using the notation from Section S2.1, we define  $t_{l,m} = 2c_T l + m$ , for  $l = 1, \dots, d_T - 1$  and  $m = 1, \dots, c_T$ . We also set

$$\begin{aligned} Z_{i,t}(\tilde{\beta}, \tilde{\Pi}) &= \rho_\tau \left( \tilde{Y}_{i,t} - X'_{i,t} \tilde{\beta} - \tilde{\Pi}_{i,t} \right) - \rho_\tau \left( \tilde{Y}_{i,t} - X'_{i,t} \beta(\tau) - \Pi_{i,t}(\tau) \right) \\ &= \rho_\tau \left( \varepsilon_{i,t} G(X_{i,t}) + X'_{i,t} (\beta - \tilde{\beta}) + (\Pi_{i,t} - \tilde{\Pi}_{i,t}) \right) - \rho_\tau \left( \varepsilon_{i,t} G(X_{i,t}) \right). \end{aligned}$$

Hence by Assumption 1, conditioning on  $X_{i,t}$  and  $\Pi_{i,t}$ ,  $Z_{i,t}(\tilde{\beta}, \tilde{\Pi})$  belongs to the sigma algebra generated by  $\varepsilon_{i,t}$ .

Then by Lemma 4.3 from [80],

$$\begin{aligned} & U_1(X) \\ & \leq 2\mathbb{P} \left( \frac{C_1}{c_T d_T n} \sum_{m=1}^{c_T} \sup_{(\tilde{\beta}, \tilde{\Pi}) \in K} \left\{ \sum_{i=1}^n \sum_{l=1}^{d_T-1} \left[ \mathbb{E} \left( Z_{i,t_{l,m}}(\tilde{\beta}, \tilde{\Pi}) \middle| \{X_{i,t}\} \right) - Z_{i,t_{l,m}}(\tilde{\beta}, \tilde{\Pi}) \right] \right\} \geq \frac{c_0 \eta}{9} \middle| \{X_{i,t}\}, \mathcal{E} \right) \\ & \quad + \mathbb{P} \left( \frac{C_1}{c_T d_T n} \sum_{t' \in R} \sup_{(\tilde{\beta}, \tilde{\Pi}) \in K} \left\{ \sum_{i=1}^n \left[ \mathbb{E} \left( Z_{i,t'}(\tilde{\beta}, \tilde{\Pi}) \middle| \{X_{i,t}\} \right) - Z_{i,t'}(\tilde{\beta}, \tilde{\Pi}) \right] \right\} \geq \frac{c_0 \eta}{9} \middle| \{X_{i,t}\}, \mathcal{E} \right) \\ & \quad + 2nT \left( \frac{1}{c_T} \right)^\mu \end{aligned}$$

for a constant  $C_1 > 0$ . Hence, by Markov's inequality and Lemma 2.3.1 in [75] (symmetrization), we have for  $\{\xi_{i,t}\}$  independent Rademacher variables with  $\{\xi_{i,t}\} \perp\!\!\!\perp \{\tilde{Y}_{i,t}\} \middle| \{X_{i,t}\}$



that

(S45)

$$\begin{aligned}
& U_1(X) \\
& \leq \frac{18}{c_0\eta} \frac{C_1}{c_T d_T n} \sum_{m=1}^{c_T} \mathbb{E} \left( \sup_{(\tilde{\beta}, \tilde{\Pi}) \in K} \left\{ \sum_{i=1}^n \sum_{l=1}^{d_T-1} \left[ \mathbb{E} \left( Z_{i,t_{l,m}}(\tilde{\beta}, \tilde{\Pi}) \mid \{X_{i,t}\} \right) - Z_{i,t_{l,m}}(\tilde{\beta}, \tilde{\Pi}) \right] \right\} \mid \{X_{i,t}\}, \mathcal{E} \right) \\
& \quad + \frac{9}{c_0\eta} \frac{C_1}{c_T d_T n} \sum_{t' \in R} \mathbb{E} \left( \sup_{(\tilde{\beta}, \tilde{\Pi}) \in K} \left\{ \sum_{i=1}^n \left[ \mathbb{E} \left( Z_{i,t'}(\tilde{\beta}, \tilde{\Pi}) \mid \{X_{i,t}\} \right) - Z_{i,t'}(\tilde{\beta}, \tilde{\Pi}) \right] \right\} \mid \{X_{i,t}\}, \mathcal{E} \right) \\
& \quad + 2nT \left( \frac{1}{c_T} \right)^\mu \\
& \leq \frac{36}{c_0\eta} \frac{C_1}{c_T d_T n} \sum_{m=1}^{c_T} \mathbb{E} \left( \sup_{(\tilde{\beta}, \tilde{\Pi}) \in K} \left\{ \sum_{i=1}^n \sum_{l=1}^{d_T-1} \xi_{i,t_{l,m}} Z_{i,t_{l,m}}(\tilde{\beta}, \tilde{\Pi}) \right\} \mid \{X_{i,t}\}, \mathcal{E} \right) \\
& \quad + \frac{18}{c_0\eta} \frac{C_1}{c_T d_T n} \sum_{t' \in R} \mathbb{E} \left( \sup_{(\tilde{\beta}, \tilde{\Pi}) \in K} \left\{ \sum_{i=1}^n \xi_{i,t'} Z_{i,t'}(\tilde{\beta}, \tilde{\Pi}) \right\} \mid \{X_{i,t}\}, \mathcal{E} \right) \\
& \quad + 2nT \left( \frac{1}{c_T} \right)^\mu,
\end{aligned}$$

Therefore, from Ledoux-Talagrand's inequality

(S46)

$$\begin{aligned}
& U_1(X) \leq \frac{36}{c_0\eta} \frac{C_1}{c_T d_T n} \\
& \quad \sum_{m=1}^{c_T} \mathbb{E} \left( \sup_{(\tilde{\beta}, \tilde{\Pi}) \in K} \left\{ \sum_{i=1}^n \sum_{l=1}^{d_T-1} \xi_{i,t_{l,m}} \left( X'_{i,t_{l,m}}(\tilde{\beta} - \beta(\tau)) + \tilde{\Pi}_{i,t_{l,m}} - \Pi_{i,t_{l,m}}(\tau) \right) \right\} \mid \{X_{i,t}\}, \mathcal{E} \right) \\
& \quad + \frac{18}{c_0\eta} \frac{C_1}{c_T d_T n} \sum_{t' \in R} \mathbb{E} \left( \sup_{(\tilde{\beta}, \tilde{\Pi}) \in K} \left\{ \sum_{i=1}^n \xi_{i,t'} \left( X'_{i,t'}(\tilde{\beta} - \beta(\tau)) + \tilde{\Pi}_{i,t'} - \Pi_{i,t'}(\tau) \right) \right\} \mid \{X_{i,t}\}, \mathcal{E} \right) \\
& \quad + 2nT \left( \frac{1}{c_T} \right)^\mu \\
& = U_2(X) + U_3(X) + 2nT \left( \frac{1}{c_T} \right)^\mu
\end{aligned}$$

Next we proceed to bound  $U_2(X)$  and  $U_3(X)$ . To bound  $U_2(X)$  notice that for some positive constants  $C$  and  $C_3$  we have that

(S47)

$$\begin{aligned}
U_2(X) &\leq \frac{36}{c_0\eta} \frac{C_1}{c_T d_T n} \sum_{m=1}^{c_T} \mathbb{E} \left( \sup_{(\tilde{\beta}, \tilde{\Pi}) \in K} \left\{ \sum_{i=1}^n \sum_{l=1}^{d_T-1} \xi_{i,t_l,m} \left( X'_{i,t_l,m} (\tilde{\beta} - \beta(\tau)) \right) \right\} \middle| \{X_{i,t}\}, \mathcal{E} \right) \\
&\quad + \frac{18}{c_0\eta} \frac{C_1}{c_T d_T n} \sum_{m=1}^{c_T} \mathbb{E} \left( \sup_{(\tilde{\beta}, \tilde{\Pi}) \in K} \left\{ \sum_{i=1}^n \sum_{l=1}^{d_T-1} \xi_{i,t_l,m} \left( \tilde{\Pi}_{i,t_l,m} - \Pi_{i,t_l,m}(\tau) \right) \right\} \middle| \{X_{i,t}\}, \mathcal{E} \right) \\
&\leq \frac{36}{c_0\eta} \frac{C_1}{c_T d_T n} \sum_{m=1}^{c_T} 2C_0\phi_{n,T} \mathbb{E} \left( \sup_{\tilde{\beta}: \|\tilde{\beta}\|_1 \leq 1} \left\{ \sum_{i=1}^n \sum_{l=1}^{d_T-1} \xi_{i,t_l,m} X'_{i,t_l,m} \tilde{\beta} \right\} \middle| \{X_{i,t}\}, \mathcal{E} \right) + \\
&\quad + \frac{18}{c_0\eta} \frac{C_1}{c_T d_T n} \sum_{m=1}^{c_T} \mathbb{E} \left( 2 \|\{\xi_{i,t_l,m}\}_{i \in [n], l \in [d_T-1]}\|_2 \sup_{\tilde{\Pi}: \|\tilde{\Pi}\|_* \leq C_0\psi_{n,T}} \|\tilde{\Pi}\|_* \middle| \{X_{i,t}\}, \mathcal{E} \right) \\
&\leq \frac{36}{c_0\eta} \frac{C_1}{c_T d_T n} \sum_{m=1}^{c_T} 2C_0\phi_{n,T} \mathbb{E} \left( C \sqrt{\log p} \max_{j=1, \dots, p} \sqrt{\sum_{i=1}^n \sum_{l=1}^{d_T-1} X_{i,t_l,m,j}^2} \middle| \{X_{i,t}\}, \mathcal{E} \right) + \\
&\quad + \frac{18}{c_0\eta} \frac{C_1}{c_T d_T n} \sum_{m=1}^{c_T} 2C_0\psi_{n,T} C \left( \sqrt{n} + \sqrt{d_T} \right) \\
&\leq \frac{C_3}{\eta} \left[ \frac{\phi_{n,T} \sqrt{c_T \log p}}{\sqrt{nd_T}} + \frac{\psi_{n,T} (\sqrt{n} + \sqrt{d_T})}{nd_T} \right],
\end{aligned}$$

where the third inequality follows from the proof of Theorem 2.4 in [68] and Theorem 3.4 from [23], and the fourth inequality follows from the definition of  $\mathcal{E}$ .

Similarly,

$$(S48) \quad U_3(\tilde{X}) \leq \frac{C_3}{\eta} \left[ \frac{\phi_{n,T} \sqrt{c_T \log p}}{n\sqrt{d_T}} + \frac{\psi_{n,T} (\sqrt{n} + 1)}{nd_T} \right].$$

Combining (S46), (S47) and (S48) the claim follows.  $\square$

S4.2. *Proof of Theorem 4.1.* The proof follows from Lemmas S13–S15 by setting

$$\eta \asymp m_n \left[ \frac{\phi_{n,T} \sqrt{c_T \log p}}{n\sqrt{d_T}} + \frac{\psi_{n,T} (\sqrt{n} + 1)}{nd_T} \right],$$

for any sequence  $m_n$  satisfying  $m_n \rightarrow \infty$ .

Table S1: Firm Characteristics Construction.

Characteristics	Name	Construction
acc	Working capital accruals	Annual income before extraordinary items (ib) minus operating cash flows (oancf) divided by average total assets (at)
agr	Asset growth	Annual percent change in total assets (at)
beta	Beta	Estimated market beta from weekly returns and equal weighted market returns for 3 years
bm	Book-to-market	Book value of equity (ceq) divided by end of fiscal year-end market capitalization
chinv	Change in inventory	Change in inventory (inv) scaled by average total assets (at)
chmom	Change in 6-month momentum	Cumulative returns from months t-6 to t-1 minus months t-12 to t-7
dolvol	Dollar trading volume	Natural log of trading volume times price per share from month t-2
dy	Dividend to price	Total dividends (dvt) divided by market capitalization at fiscal year-end
egr	Earnings announcement return	Annual percent change in book value of equity (ceq)
ep	Earnings to price	Annual income before extraordinary items (ib) divided by end of fiscal year market cap
gma	Gross profitability	Revenues (revt) minus cost of goods sold (cogs) divided by lagged total assets (at)
idiovol	Idiosyncratic return volatility	Standard deviation of residuals of weekly returns on weekly equal weighted market returns for 3 years prior to month end
ill	Illiquidity (Amihud)	Average of daily (absolute return / dollar volume).
invest	Capital expenditures and inventory	Annual change in gross property, plant, and equipment (ppeg) + annual change in inventories (inv) all scaled by lagged total assets (at)
lev	Leverage	Annual change in gross property, plant, and equipment (ppeg) + annual change in inventories (inv) all scaled by lagged total assets (at)
lgr	Growth in long-term debt	Annual percent change in total liabilities (lt)
mom1m	1-month momentum	1-month cumulative return
mom6m	6-month momentum	5-month cumulative returns ending one month before month end
mve	Size	Natural log of market capitalization at end of month t-1
operprof	Operating profitability	Revenue minus cost of goods sold - SG&A expense - interest expense divided by lagged common shareholders' equity
range	Range of stock price	Monthly average of daily price range: (high-low)/((high+low)/2) (alternative measure of volatility)
retvol	Return volatility	Standard deviation of daily returns from month t-1

S26

roaq	Return on assets	Income before extraordinary items (ibq) divided by one quarter lagged total assets (atq)
roeq	Return on equity	Earnings before extraordinary items divided by lagged common shareholders' equity
sue	Unexpected quarterly earnings	Unexpected quarterly earnings divided by fiscal-quarter-end market cap. Unexpected earnings is I/B/E/S actual earnings minus median forecasted earnings if available, else it is the seasonally differenced quarterly earnings before extraordinary items from Compustat quarterly file
turn	Share turnover	Average monthly trading volume for most recent 3 months scaled by number of shares outstanding in current month

---

Note: Estimated under different values of turning parameter  $\nu_2$ , when  $\nu_1 = 10^{-5}$  is fixed. The results are reported for quantiles 10%, 50% and 90%.