

Optomechanical cavity without a Stokes side-band

Devrim Tarhan

*Zafertepe Mah. Kurtulus Cad. No:23 E / 6, Kütahya, Turkey**

(Dated: July 7, 2021)

Abstract

We investigate a theoretical demonstration of perfect frequency conversion in an optomechanical system in the weak coupling regime without a Stokes side-band. An optomechanical cavity illuminated by a weak probe field generates two side-modes, differentiating from the original signal by a phonon frequency. We report the presence of a special combination of parameters in the weak-coupling regime, where Stokes side-mode vanishes exactly. Only the anti-Stokes mode is observed with a few hundreds Hz spectral bandwidth of the probe field. Emergence of this special point is totally unrelated with the electromagnetically induced transparency (EIT) condition, where absorption (dip) cancellation is limited with the damping rate of the mechanical oscillator. Emergence is independent of the cavity type, i.e. single or double-sided, and takes place only for a single value of the effective coupling strength constant which is specific to the system parameters. At a specific effective coupling strength between the mirror and the cavity field, which can be tunable via the coupling field, only the anti-Stokes band is generated. At that specific coupling there appears no Stokes field. Hence, a filter, to eliminate the Stokes field, does not necessitate.

PACS numbers: 42.50.Ct, 42.50.Wk

*Electronic address: dtarhan@gmail.com

The field of cavity optomechanics investigates the coupling between light inside an optical cavity and a mechanical oscillator via radiation pressure force [1]. This coupling leads to alter light from one cavity resonance to another resonance of a different frequency in the strong coupling regime without loss. Optomechanically induced transparency in a membrane for optomechanical cavity setup system was observed experimentally [2]. The optical properties of the optomechanical system [3, 4] controlled by the motion of the mechanical oscillator in a cavity revealed challenging applications [5–8], especially optomechanical frequency conversion [9–12]. The conversion between optical fields by using photon-phonon translation in a cavity optomechanical system has been observed recently [9]. And also a wavelength conversion of light in silicon nitride microdisk resonators has been proposed experimentally [10]. In addition to optical conversion, efficient conversion between microwave and optical light has been demonstrated reversibly and coherently in the classical regime [11]. Finally, microwave frequency conversion via the motion of a mechanical resonator has been observed experimentally in the quantum regime [12]. A optical frequency conversion can be used in critical functions such as a quantum network [13]. Cavity optomechanics systems allow for fundamentally new forms of quantum information [14] and optomechanical light storage [15]. Since not only photons are non-interacting particles but also insensitive to environmental distortion, photons are preferred for optical communication and quantum information processing which requires interaction. The interaction between light inside an optical cavity and a mechanical oscillator can be used for this procedure. Optomechanical systems have become attractive for quantum optomechanical memory [16] and quantum state transfer [17, 18] very recently.

The coupling between light inside an optical cavity and a mechanical oscillator can be used in telecommunications for signal modulation since this type of interaction leads to change the frequency of the incident beam and its wavelength [9]. In this work, we investigate the frequency conversion via an optomechanical system operating in the weak coupling regime without a Stokes side-band. In an optomechanical cavity system, mechanical frequency (nanomechanical oscillator of frequency ω_m) will modulate the probe laser with frequency ω_p and will form a new sidebands frequency $2\omega_L - \omega_p$, which is called anti-Stokes sidebands. We find that the conversion can be controlled by the optomechanical coupling strength and detuning. We report the presence of a special combination of parameters in the weak-coupling regime ($g \ll \kappa, \gamma$), where Stokes side-mode vanishes exactly. Only the

anti-Stokes mode is observed with a few hundreds Hz spectral bandwidth. Emergence of this special point is totally unrelated with the EIT condition, where absorption cancellation is limited with the damping rate of the mechanical oscillator. Emergence is independent of the cavity type, i.e. single or double-sided, and takes place only for a single value of the effective coupling constant which is specific to the system parameters. We report a theoretical demonstration of the frequency conversion in an optomechanical system in the weak coupling regime. Beside the microwave frequency conversion by the motion of a mechanical resonator [12] our system show that by tuning the probe field at a special interaction strength g the classical optical field can be inverted without loss.

Firstly, we briefly describe the Hamiltonian of the systems. We obtain the Heisenberg equations and then we get the first order solutions analytically. An optomechanical system consists of an optical cavity and a nanomechanical mirror which can be treated as nano mechanical oscillator(NMO). NMO is located at the center of the cavity. The cavity field (frequency ω_c) is driven by an external strong source with frequency ω_L and a weak probe field of frequency ω_p .

The probe field ε_p is treated as classical and the response of the cavity optomechanical system to the probe field in the presence of the coupling field ε_L is computed. Mechanical-cavity field coupling is provided by presence of an coupling laser. The mass and resonance frequency of an nanomechanical oscillator is m and ω_m respectively. NMO is coupled to a Fabry-Perot cavity via radiation pressure effects [1]. In a Fabry-Perot cavity, both mirrors have equal reflectivity. We use a configuration in which a partially transparent NMO is in the middle of a cavity that is bounded by two high-quality mirrors as shown in Fig. 1. The Hamiltonian of this system is given by [19]

$$\begin{aligned}
 H = & \hbar\Delta_c c^\dagger c - \hbar g_0 c^\dagger c q + \frac{p^2}{2m} + \frac{1}{2}m\omega_m^2 q^2 \\
 & + i\hbar\varepsilon_L(c^\dagger - c) + i\hbar(c^\dagger\varepsilon_p e^{-i\Delta_p t} - c\varepsilon_p^* e^{i\Delta_p t}).
 \end{aligned}
 \tag{1}$$

$\Delta_c = \omega_c - \omega_L$, $\Delta_p = \omega_p - \omega_L$ are the frequencies of cavity and probe field. $g_0 = \omega_c/L$ is the coupling constant between the cavity field and the movable mirror [20], q_0 is the steady state position of the movable mirror and c, c^\dagger are the annihilation creation and operators of the photons of the cavity field respectively. The momentum and position operators of the nanomechanical oscillator are p and q , respectively. ε_L is taken to be real while ε_p is taken

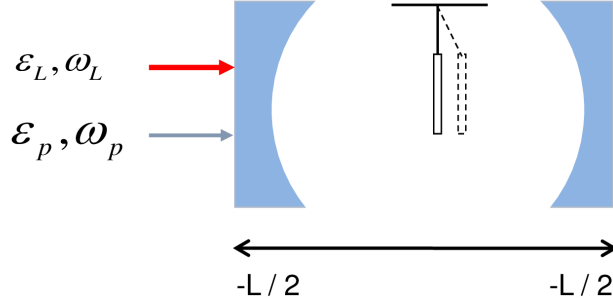


FIG. 1: (Color online) Schematic of a double-ended cavity with a moving nanomechanical mirror. The length of the cavity is L . The classical probe field ε_p and the coupling field ε_L are applied to the cavity.

to be complex. The amplitude of the pump field is $\varepsilon_L = \sqrt{2\kappa P_L/\hbar\omega_L}$ with P_L being the pump power.

Heisenberg equation of motion for the coupled cavity-mirror system is written and the damping rate 2κ is added phenomenologically to represent the loss at the cavity mirrors where κ is the decay rates of the cavity mirrors. The damping rate of the mechanical oscillator is γ . Here we neglect the quantum and thermal noise and examine the system in the mean field limit [4, 19]. The linear response solution was developed analytically: [19]

$$c(t) = c_0 + c_+\varepsilon_p e^{-i\Delta_p t} + c_-\varepsilon_p^* e^{i\Delta_p t}. \quad (2)$$

If we solve Heisenberg equation of motion by using the linear response solution [19, 21], we will get the steady state solutions $c_0 = \varepsilon_L/(2\kappa + i\Delta)$, $q_0 = -\hbar g|c_0|^2/m\omega_m^2$ and the first order solutions c_+ and c_- [19]:

$$\begin{aligned} c_+ &= \frac{A \times B - i\omega_m|g|^2}{[(\kappa - i\Delta_p)^2 + \Delta^2] \times B + 2\omega_m\Delta|g|^2} \\ c_- &= \frac{i|g|^2\omega_m}{[(\kappa - i\Delta_p)^2 + \Delta^2] \times B + 2\omega_m\Delta|g|^2}, \end{aligned} \quad (3)$$

where $\Delta = \Delta_c - g_0q_0$ is the effective detuning, $A = [\kappa - i(\Delta + \Delta_p)]$, $B = (\Delta_p^2 - \omega_m^2 + i\gamma_m\Delta_p)$, $g = g_0c_0$ is the effective coupling, $|c_0|^2$ is the resonator intensity which is obtained from steady state equations, and q_0 is the steady state position of the movable mirror.

The output field can be obtained by using the input-output relation $\varepsilon_{out} = 2\kappa\langle c \rangle$ [22]. According to linear solution written in Eq. (2), we expand the output field to the first order

in the probe field ε_p and find the output field as

$$\varepsilon_{out}(t) = \varepsilon_{out0} + \varepsilon_{out+}\varepsilon_p e^{-i\Delta_p t} + \varepsilon_{out0-}\varepsilon_p^* e^{i\Delta_p t}, \quad (4)$$

where ε_{out0} , ε_{out+} , and ε_{out-} are the components of the output field oscillating at frequencies ω_L , ω_p , and $2\omega_L - \omega_p$. The terms $e^{\pm i2\Delta_p t}$ are not taken into account because we are interested in the linear response Refs. [4, 19, 21].

In our calculations, we use experimental parameters [23] for the length of the cavity $L = 6.7$ cm, the wavelength of the coupling laser $\lambda = 2\pi c/\omega_c = 1064$ nm, $m = 40$ ng, $\omega_m = 2\pi \times 134$ kHz, $\gamma = 0.76$ Hz, $\kappa = \omega_m/10$, and $\Delta = \omega_m$. Analytical demonstration of the first order solutions are given in Fig. 2. We show the real and the imaginary parts of the c_+ and c_- In Fig. 2. In order to cancel the Stokes field, we equalize the absolute value of numerator c_+ to the zero. After solving the cubic equation, we get only one real value $\Delta_p = 0.999995486667198\omega_m$ at critical coupling strength $g = 0.0043\omega_m$. This special point is totally unrelated with the EIT condition, where absorption cancellation is limited with the damping rate of the mechanical oscillator. The value of imaginary and real parts c_+ are both 0 when the probe detuning at a special point $\Delta_p = 0.999995486667198\omega_m$. It has been easily seen in Fig. 2 that imaginary and real parts of c_+ are zero in the weak-coupling regime $g = 0.0043\omega_m$. One can infer from Fig. 2 that the component of the output field oscillating at frequency ω_p disappears whereas the component of the output field oscillating at frequency $2\omega_L - \omega_p$ will occur.

At the same time we plot the c_+ as a function of g in Fig. 3 when the probe detuning $\Delta_p = \omega_m$ in order to show the importance of the special point. As seen in in Fig. 3 the value of imaginary part of c_+ is different from 0 at the probe detuning $\Delta_p = \omega_m$.

Moreover, we plot the intensity spectrums $|c_+|^2$ and $|c_-|^2$ as a function of the probe detuning Δ_p in Fig. 4. As seen in Fig. 4 a few hundreds Hz spectral bandwidth of the probe field(only the anti-Stokes mode) is observed. The value of $|c_+|^2$ is completely is 0 whereas the value of $|c_-|^2$ is about 0.25 when the probe detuning $\Delta_p = 0.999995486667198\omega_m$ at a critical coupling strength $g = 0.0043\omega_m$. The intensity of the $|c_+|^2$ which is called linear response vanishes at these special points. At these points the linear response disappears and anti-Stokes field occurs which is shown in Figs. 2 and 4. In the presence of a special combination of parameters in the weak-coupling regime, where Stokes side-mode vanishes exactly. Only the anti-Stokes mode is observed with a few hundreds Hz spectral bandwidth.

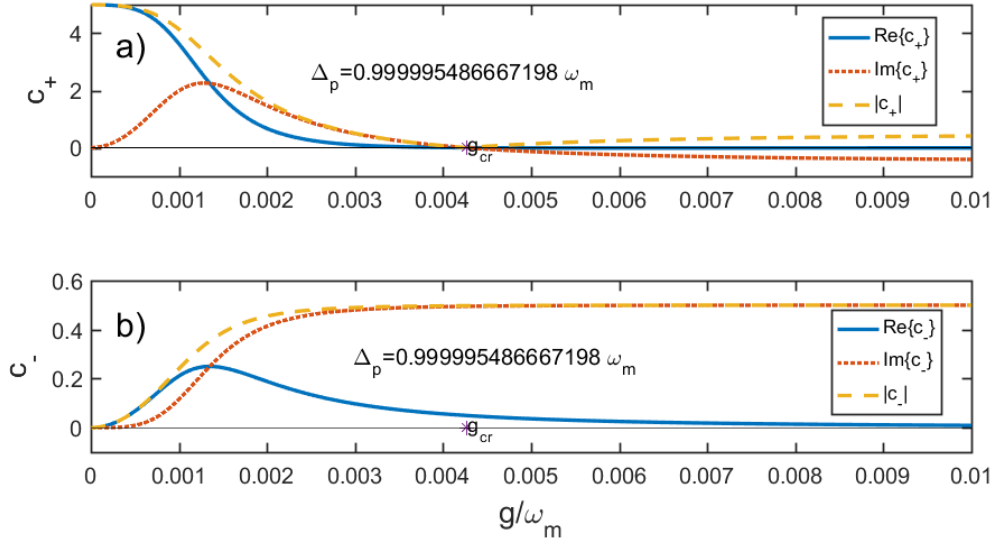


FIG. 2: The analytical solution c_+ and c_+ as a function of the optomechanical coupling strength. The parameters used are the length of the cavity $L = 6.7$ cm, the wavelength of the laser $\lambda = 2\pi c/\omega_c = 1064$ nm, $m = 40$ ng, $\omega_m = 2\pi \times 134$ kHz, $\gamma = 0.76$ Hz, $\kappa = \omega_m/10$ and $\Delta_p = 0.999995486667198\omega_m$, $\Delta = \omega_m$ and $g_{cr} = 0.0043\omega_m$.

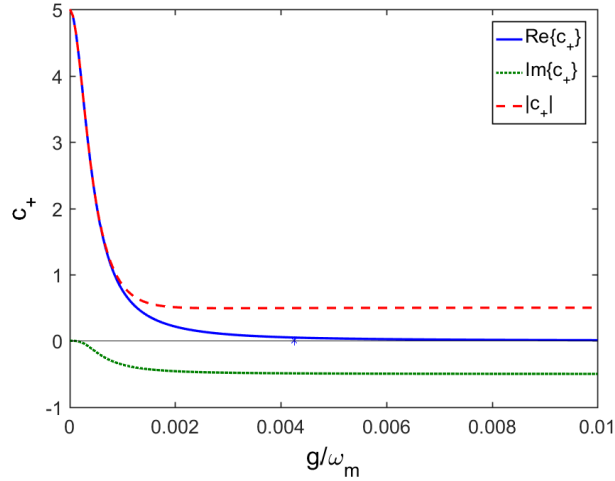


FIG. 3: The analytical solution c_+ . The parameters are the same as in Fig. 2, except that $\Delta_p = \omega_m$ (EIT condition).

We have reported a theoretical demonstration of perfect frequency conversion in an op-

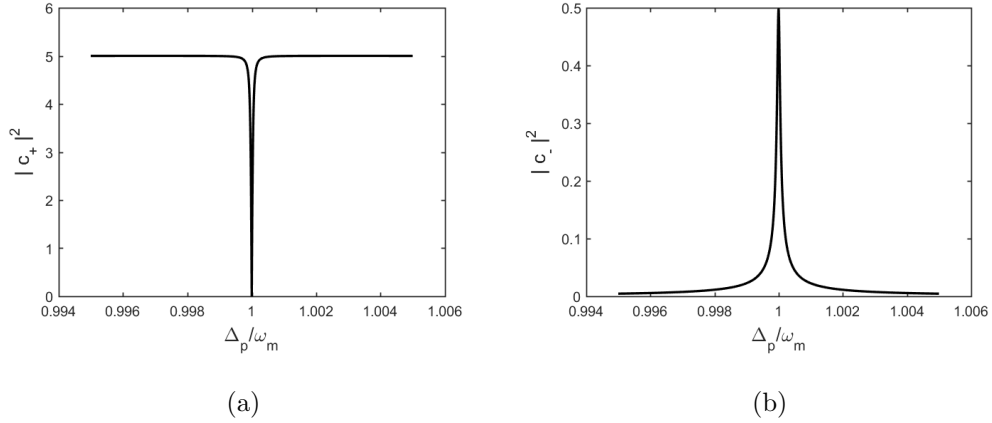


FIG. 4: (a) The intensity $|c_+|^2$ as a function of the probe detuning Δ_p . (b) The intensity $|c_-|^2$ as a function of the probe detuning Δ_p . The parameters used for both curves are the same as in Fig. 2.

omechanical system in the weak coupling regime without a Stokes side-band. We have converted the classical optical fields with frequency ω_p to another optical fields with frequency $2\omega_L - \omega_p$. We report the presence of a special combination of parameters—in the weak-coupling regime, e.g. $g = 0.0043\omega_m$ —where Stokes side-mode vanishes exactly. This property is clearly beneficial for demonstration of frequency conversion in an optomechanical setup which is formed by vibrating mirror under the action of a strong coupling field. It has been shown that, in the a few hundreds Hz spectral width of the probe field, only the anti-Stokes mode is observed.

Furthermore we have computed the intensity spectrum of the probe field. Our results reveal that by tuning the probe field at a special interaction strength g the classical optical field can be inverted without loss. This result can be useful for quantum information processing because there is no signal loss in our system.

Acknowledgments

D.T. gratefully thanks to N. Postacioglu for computer support and thanks to O. E. Müstecaplıoğlu for his useful discussions.

-
- [1] M. Aspelmeyer, T. J. Kippenberg, and F. Marquardt, *Reviews of Modern Physics* **86**, 1391 (2014).
 - [2] M. Karuza, C. Biancofiore, M. Bawaj, C. Molinelli, M. Galassi, R. Natali, P. Tombesi, G. Di Giuseppe, and D. Vitali, *Physical Review A* **88**, 013804 (2013).
 - [3] S. Weis, R. Rivière, S. Deléglise, E. Gavartin, O. Arcizet, A. Schliesser, and T. J. Kippenberg, *Science* **330**, 1520 (2010).
 - [4] G. Agarwal and S. Huang, *Phys. Rev. A* **81**, 041803 (2010).
 - [5] E. Verhagen, S. Deléglise, S. Weis, A. Schliesser, and T. J. Kippenberg, *Nature* **482**, 63 (2012).
 - [6] T. Palomaki, J. Harlow, J. Teufel, R. Simmonds, and K. Lehnert, *Nature* **495**, 210 (2013).
 - [7] S. McGee, D. Meiser, C. Regal, K. Lehnert, and M. Holland, *Phys. Rev. A* **87**, 053818 (2013).
 - [8] J. Zhang, K. Peng, and S. L. Braunstein, *Phys. Rev. A* **68**, 013808 (2003).
 - [9] J. T. Hill, A. H. Safavi-Naeini, J. Chan, and O. Painter, *Nature communications* **3**, 1196 (2012).
 - [10] Y. Kale, S. Mishra, V. Tiwari, S. Singh, and H. Rawat, *Phys. Rev. A* **91**, 053852 (2015).
 - [11] R. Andrews, R. Peterson, T. Purdy, K. Cicak, R. Simmonds, C. Regal, and K. Lehnert, *Nature Physics* **10**, 321 (2014).
 - [12] F. Lecocq, J. B. Clark, R. W. Simmonds, J. Aumentado, and J. D. Teufel, *Physical review letters* **116**, 043601 (2016).
 - [13] H. J. Kimble, *Nature* **453**, 1023 (2008).
 - [14] K. Stannigel, P. Komar, S. Habraken, S. Bennett, M. D. Lukin, P. Zoller, and P. Rabl, *Phys. Rev. Lett.* **109**, 013603 (2012).
 - [15] V. Fiore, Y. Yang, M. C. Kuzyk, R. Barbour, L. Tian, and H. Wang, *Phys. Rev. Lett.* **107**, 133601 (2011).
 - [16] A. H. Safavi-Naeini, T. M. Alegre, J. Chan, M. Eichenfield, M. Winger, Q. Lin, J. T. Hill, D. E. Chang, and O. Painter, *Nature* **472**, 69 (2011).

- [17] E. Verhagen, S. Deléglise, S. Weis, A. Schliesser, and T. J. Kippenberg, *Nature* **482**, 63 (2012).
- [18] E. Verhagen, S. Deléglise, S. Weis, A. Schliesser, and T. J. Kippenberg, *Nature* **482**, 63 (2012).
- [19] D. Tarhan, S. Huang, and Ö. E. Müstecaplıođlu, *Phys. Rev. A* **87**, 013824 (2013).
- [20] M. Bhattacharya, H. Uys, and P. Meystre, *Phys. Rev. A* **77**, 033819 (2008).
- [21] R. W. Boyd, *Nonlinear optics* (Academic press, 2003).
- [22] S. Huang, *Journal of Physics B: Atomic, Molecular and Optical Physics* **47**, 055504 (2014).
- [23] J. Thompson, B. Zwickl, A. Jayich, F. Marquardt, S. Girvin, and J. Harris, *Nature* **452**, 72 (2008).