

Tidal evolution of circumbinary systems with arbitrary eccentricities: applications for Kepler systems

F.A. Zoppetti^{1,2}, A.M. Leiva¹ and C. Beaugé^{1,3}

¹ Universidad Nacional de Córdoba. Observatorio Astronómico de Córdoba, Laprida 854, Córdoba X5000GBR, Argentina.
e-mail: fzoppetti@oac.unc.edu.ar

² Consejo Nacional de Investigaciones Científicas y Técnicas (CONICET), Argentina.

³ CONICET. Instituto de Astronomía Teórica y Experimental, Laprida 854, Córdoba X5000GBR, Argentina.

December 19, 2019

ABSTRACT

We present an extended version of the Constant Time Lag analytical approach for the tidal evolution of circumbinary planets introduced in our previous work. The model is self-consistent, in the sense that all tidal interactions between pairs are computed, regardless of their size. We derive analytical expressions for the variational equations governing the spin and orbital evolution, which are expressed as high-order elliptical expansions in the semimajor axis ratio but retain closed form in terms of the binary and planetary eccentricities. These are found to reproduce the results of the numerical simulations with arbitrary eccentricities very well, as well as reducing to our previous results in the low-eccentric case.

Our model is then applied to the well-characterised *Kepler* circumbinary systems by analysing the tidal timescales and unveiling the tidal flow around each different system. In all cases we find that the spins reach stationary values much faster than the characteristic timescale of the orbital evolution, indicating that all *Kepler* circumbinary planets are expected to be in a sub-synchronous state. On the other hand, all systems are located in a tidal flow leading to outward migration; thus the proximity of the planets to the orbital instability limit may have been even greater in the past. Additionally, *Kepler* systems may have suffered a significant tidally induced eccentricity damping, which may be related to their proximity to the capture eccentricity. To help understand the predictions of our model, we also offer a simple geometrical interpretation of our results.

Key words. planets and satellites: dynamical evolution and stability – planet-star interactions – methods: analytical

1. Introduction

Among the main characteristics of the nine well-characterised circumbinary (CB) systems discovered so far by the *Kepler* mission, probably the most remarkable one is the proximity of the planets to the binaries. This feature implies that most of the circumbinary planets (CBPs) are located very close to the stability limit (Holman & Wiegert 1999) where, in addition, the in situ formation is very unlikely due to perturbations of the binary (Lines et al. 2014).

While it is widely accepted that migration by interaction with a protoplanetary disc took place in these systems (Dunhill & Alexander 2013), it is not yet clear what role tidal forces played in the subsequent dynamical evolution, which have the peculiarity of being exerted by two central objects of comparable masses and may have had an important effect in such compact systems.

In Zoppetti et al. (2019) we presented a self-consistent weak friction model for tides on a CBP. We used Kepler-38 system as a testing case and found several interesting features: for example the planet synchronised its spin in a sub-synchronous equilibrium state and, on longer timescales, it migrated outward from the binary. We also derived analytical expressions for the variational equations of the orbital and spin evolution based on low-order elliptical expansions in semimajor axis ratio and eccentricities. This analytical approach was reduced to the two-body case when one of the central masses was taken equal to zero and it re-

produced the results of our low-eccentric numerical simulations very well. However, the low-order expansion in eccentricities of our analytical model did not allow its direct application to the eccentric *Kepler* systems such as Kepler-34 (Welsh et al. 2012) and Kepler-413 (Kostov et al. 2014).

In this work, we present and discuss an extended version of our self-consistent weak friction (Constant Time Lag; CTL) tidal model which is valid for any binary and planetary eccentricity. We apply the results to the well-characterised nine *Kepler* systems in an attempt to reproduce their past tidal evolution, as well as unveiling the role played by tidal forces in determining their current orbital parameters.

This paper is organized as follows. In Sect. 2, we review the construction of the variational equations for the spin and orbital evolution in a self-consistent manner. In Sect. 3, we present the analytical expressions of the variational equations in closed form for the eccentricities and compare their predictions with results obtained from numerical simulations, as well as with our original low-order expanded model. In Sect. 4, we apply our model to the *Kepler* CB planets by computing the characteristic timescales for their evolution and by reproducing the tidal flow around each system. A simple geometrical interpretation of the main results of our model is offered in Sect. 4.2 to better understand these dynamical characteristics. Finally, Sect. 5 summarises and discusses our main results.

2. Review of the model

We return to the problem of a binary system with stellar masses m_0 and m_1 , and a CBP with mass m_2 . The binary and the planet share the same orbital plane and their spins are perpendicular to it. We further assume that each body is an extended mass with physical radius \mathcal{R}_i and deformable due to the tidal effects of its companions.

We again assume that the internal dissipation due to tides in each of the three bodies is governed by the CTL and is, therefore, subject to the description suggested by Mignard (1979). In our previous work (Zoppetti et al. 2019) we demonstrated that, in absence of any mean-motion commensurability between m_1 and m_2 , the cross tides can be neglected and the only tidal forces that need to be taken into account on each body m_i are those caused by the deformation that the mass m_i itself induces on its companions. For this reason, in a multi-body tidal model like the one we are studying, the tides on each body can be simply computed by summing the forces and torques between deforming-deformed pairs as given in Equations (5) and (6) of Mignard (1979).

In an inertial frame with arbitrary origin, where the position of each body m_i is denoted as \mathbf{R}_i , the orbital evolution equations may be expressed as the sum of the point-mass and tidal interactions, which is

$$m_i \ddot{\mathbf{R}}_i = \sum_{j=0, j \neq i}^2 \left(\frac{\mathcal{G} m_i m_j}{|\Delta_{ij}|^3} \Delta_{ij} + (\mathbf{F}_{ij} - \mathbf{F}_{ji}) \right), \quad i = 0, 1, 2 \quad (1)$$

where \mathcal{G} is the gravitational constant and $\Delta_{ij} \equiv \mathbf{R}_i - \mathbf{R}_j$. We denoted by \mathbf{F}_{ij} the tidal force acting on m_i due to the deformation that it induces on m_j and, following Ferraz-Mello et al. (2008), we also took into account the reacting forces when computing the tides on each mass m_i . According to Mignard (1979), these can be expressed by

$$\mathbf{F}_{ij} = -\frac{\mathcal{K}_{ij}}{|\Delta_{ij}|^{10}} \left[2(\Delta_{ij} \cdot \dot{\Delta}_{ij}) \Delta_{ij} + \Delta_{ij}^2 (\Delta_{ij} \times \boldsymbol{\Omega}_j + \dot{\Delta}_{ij}) \right] \quad (2)$$

where $\boldsymbol{\Omega}_j$ is the spin vector of m_j (assumed parallel to the orbital angular momenta) and the magnitude factor of the tidal force \mathcal{K}_{ij} is given by

$$\mathcal{K}_{ij} = 3\mathcal{G}m_i^2 \mathcal{R}_j^5 k_{2j} \Delta t_j, \quad (3)$$

where k_{2j} and Δt_j are the second degree Love number and the time-lag of the body m_j . Note that we have neglected the contribution of the static tides since, in the absence of any mean-motion resonance, it does not introduce any angular momentum exchange and therefore yields no secular change in the spins nor in the orbital evolution.

While expression (1) governs the orbit, the rotational dynamics can be deduced from the conservation of the total angular momentum. Assuming that the variation in the spin angular momenta of the body m_i is only due to the contributions associated to its own deformation, we can uncouple the spin evolution equations of each body to obtain

$$\frac{d\boldsymbol{\Omega}_i}{dt} = \frac{1}{C_i} \sum_{j \neq i} \frac{\mathcal{K}_{ji}}{|\Delta_{ji}|^6} \left[\frac{\Delta_{ji} \times \dot{\Delta}_{ji}}{|\Delta_{ji}|^2} - \boldsymbol{\Omega}_i \right], \quad i = 0, 1, 2 \quad (4)$$

where C_i is the principal moment of inertia of m_i .

3. Analytical secular model for arbitrary eccentricities

To construct the analytical model of the orbital evolution Equations (1) and the rotational evolution Equations (4), we first adopt a Jacobi reference frame for the position and velocities of the bodies. In this system, the Jacobi position vectors of the masses ρ_i can be expressed in terms of their inertial counterparts \mathbf{R}_i as

$$\begin{aligned} \rho_0 &= \frac{1}{\sigma_2} (m_0 \mathbf{R}_0 + m_1 \mathbf{R}_1 + m_2 \mathbf{R}_2) \\ \rho_1 &= \mathbf{R}_1 - \mathbf{R}_0 \\ \rho_2 &= \mathbf{R}_2 - \frac{1}{\sigma_1} (m_0 \mathbf{R}_0 + m_1 \mathbf{R}_1), \end{aligned} \quad (5)$$

where $\sigma_i = \sum_{k=0}^i m_k$. The transformation equations for the velocities are analogous.

To construct an analytical secular model valid for any binary and planetary eccentricity, we note that both (1) and (2) depend on powers of the inverse of the relative distances, i.e. $|\Delta_{ij}|^{(-n)} \equiv |\mathbf{R}_j - \mathbf{R}_i|^{(-n)}$, with n a positive integer. Assuming momentarily that $t = R_i/R_j < 1$, we can write

$$g^{(n)}(t, x) \equiv \left(\frac{R_j}{|\Delta_{ij}|} \right)^n = (1 + t^2 - 2tx)^{-n/2} \quad (6)$$

where x is the cosine of the angle between both position vectors. The expansion of $g^{(1)}(t, x)$ in power series of t is well known

$$g^{(1)}(t, x) = \sum_{k=0}^{\infty} t^k P_k(x) \quad (7)$$

with $P_k(x)$ the k -degree Legendre polynomial. In a similar manner, for $n > 1$ we can introduce ‘generalized’ polynomials $Z_k^{(n)}(x)$ such that

$$g^{(n)}(t, x) = \sum_{k=0}^{\infty} t^k Z_k^{(n)}(x) \quad (8)$$

such that $Z_k^{(0)}(x) = 1$ and $Z_k^{(1)}(x) = P_k(x)$ for all values of $k \geq 0$. These new polynomials can be obtained for the original Legendre functions through recurrence relations. Writing $g^{(n)}(t, x) = g^{(n-1)}(t, x) \cdot g^{(1)}(t, x)$, replacing each function by its series expansion and equating equal powers of t , we find

$$Z_k^{(n)}(x) = \sum_{j=0}^k P_{k-j}(x) Z_j^{(n-1)}(x). \quad (9)$$

Introducing these expressions into the equations of motion, transforming the position and velocity vectors to Jacobi variables, and averaging over the mean longitudes λ_1 and λ_2 , we find closed analytical expressions in terms of the eccentricities e_1 and e_2 . The procedure is analogous to that followed by Mignard (1980) in the two-body case, with two important exceptions. First, we consider expansions in $\alpha = a_1/a_2$ up to fourth order (i.e. $k = 4$); second, we do not average over ϖ_1 and ϖ_2 . While this would greatly simplify the resulting equations, in Zoppetti et al. (2019) we observed that in some simulations, typically associated to low planetary eccentricity, the planet and the secondary star entered in the aligned secular mode $\Delta\varpi = \varpi_2 - \varpi_1 \sim 0$. Thus, the perturbation terms dependent on $\Delta\varpi$ may have a net contribution in the long-term dynamics, at least for some initial conditions.

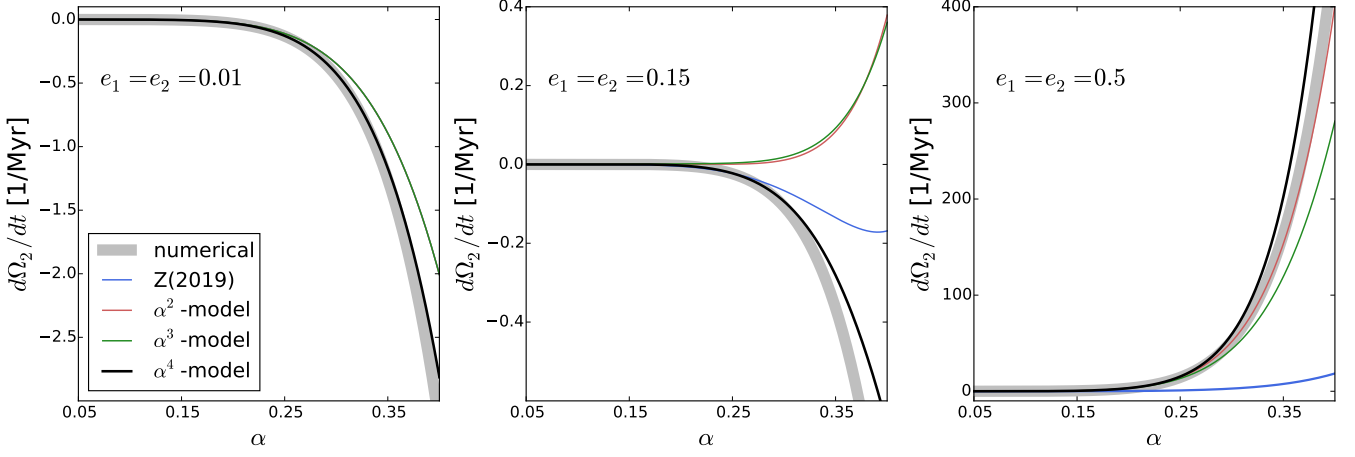


Fig. 1. Time derivative of the planetary spin rate Ω_2 in our generic binary system as a function of $\alpha = a_1/a_2$. Each panel assumes different eccentricities for both orbits. Broad gray curves show results from semi-analytical calculations and predictions from analytical models are depicted in thin lines. Values obtained with our original (Zoppetti et al. 2019) are presented in blue, while the colors correspond to our current model with different orders in α . See inlaid box in left-hand plot for details.

The complete procedure was carried out with the aid of an algebraic manipulator. Some intermediate expressions had to be expanded up to fifth order in $t = R_i/R_j$ to avoid loss of precision in the final results. The process was complex, especially for $k > 2$ where we found little benefit explicitly working with the $Z_k^{(n)}(x)$ functions. However, we keep their definition and recurrence relations since they could be useful for quadrupole-level theories.

3.1. Planetary spin evolution

The process discussed previously was applied to both the orbital and spin variational equations. In the latter case, up to fourth order in semimajor axes ratio, we obtain

$$\left\langle \frac{d\Omega_2}{dt} \right\rangle = \frac{3\mathcal{G}\mathcal{R}_2^5 k_{2,2} \Delta t_2}{2C_2 a_2^6} \sum_{i=0}^4 K_i^{(s)} (A_i^{(s)} n_1 + B_i^{(s)} n_2 + C_i^{(s)} \Omega_2) \alpha^i, \quad (10)$$

where n_1 is the mean motion of the binary, n_2 that of the planet, and

$$K_i^{(s)} = \gamma_0^i m_0^2 + \gamma_1^i m_1^2, \quad \gamma_0 = \frac{m_1}{\sigma_1}, \quad \gamma_1 = -\frac{m_0}{\sigma_1}. \quad (11)$$

The coefficients $A_i^{(s)}$, $B_i^{(s)}$ and $C_i^{(s)}$, functions of the eccentricities and difference of longitudes of pericenter, are listed in Appendix A.

To test the accuracy of our analytical model, we consider a generic circumbinary system with primary mass $m_0 = 1M_\odot$ and physical radius $\mathcal{R}_0 = 1\mathcal{R}_\odot$, plus a secondary star with mass $m_1 = m_0/3$ and a physical radius $\mathcal{R}_1 = (m_1/M_\odot)^{0.9}\mathcal{R}_\odot$ (Demircan, & Kahraman 1991). The mass parameter of the binary is thus $\bar{\mu} = m_1/(m_0 + m_1) = 0.25$ and the semimajor axis was set to $a_1 = 0.15$ AU. For the planet, we chose $m_2 = 10M_\oplus$ and $\mathcal{R}_2 = 4\mathcal{R}_\oplus$. We assumed a planetary principal moment of inertia equal to $C_2 = 0.25m_2\mathcal{R}_2^2$ and a modified tidal dissipation factor of $\mathcal{Q}'_2 = 3/(2n_2 k_{2,2} \Delta t_2) = 10$.

Figure 1 shows the time derivative of Ω_2 as a function of $\alpha = a_1/a_2$ for three different sets of eccentricities. Different curves are used to show results using different models. Values obtained by numerically averaging Equation (10) are depicted in broad gray curves, the analytical model from Zoppetti et al.

(2019) is shown in blue curves, and different variations of our current model are presented in other colors. We observe that our new α^4 model fits the numerical values very well up to $\alpha \sim 0.35$. The accuracy of our closed-form expressions in the eccentricities is evident when we analyze cases in which at least one of the orbits is moderately or highly eccentric. These situations were beyond the scope of our previous model. The low-eccentricity regime is well reproduced in all models, although again we obtain more precision with the closed fourth-order approach.

Curiously, due to the complexity of the power series, results obtained with α^3 are not always better than those obtained with a quadrupole approximation. Moreover, in some cases (e.g. the central panel) both of these models yield predictions which are less accurate compared to those obtained from Zoppetti et al. (2019). These results show the importance of using a high order expansion in semimajor axis ratio, even for systems that are not particularly compact.

The value of the stationary spin rate $\langle \Omega_2 \rangle^{(st)}$ predicted by our model can be calculated equating Equation (10) to zero, which yields:

$$\langle \Omega_2 \rangle^{(st)} = -\frac{\sum_{i=0}^4 K_i^{(s)} D_i^{(s)} \alpha^i}{\sum_{i=0}^4 K_i^{(s)} C_i^{(s)} \alpha^i}, \quad (12)$$

where we have denoted $D_i^{(s)} = A_i^{(s)} n_1 + B_i^{(s)} n_2$. Expanding this expression in power series of α up to fourth order gives

$$\langle \Omega_2 \rangle^{(st)} = \sum_{i=0}^4 \langle \Omega_2 \rangle_i^{(st)} \alpha^i, \quad (13)$$

where the coefficients $\langle \Omega_2 \rangle_i^{(st)}$ are again listed in Appendix A.

Figure 2 shows the stationary spins (divided by n_2), as function of α , calculated with the same analytical models considered in Figure 1. To avoid too much clutter, we did not plot results corresponding to the α^3 model. We also considered two different values of the binary mass parameter: results for $\bar{\mu} = 0.1$ are shown in the left panels while those obtained for $\bar{\mu} = 0.5$ are graphed in the right panels.

Comparisons with numerical estimations (broad gray curves) show that our current α^4 model predict reliable stationary solution for any binary and planetary eccentricity up to $\alpha \sim 0.35$.

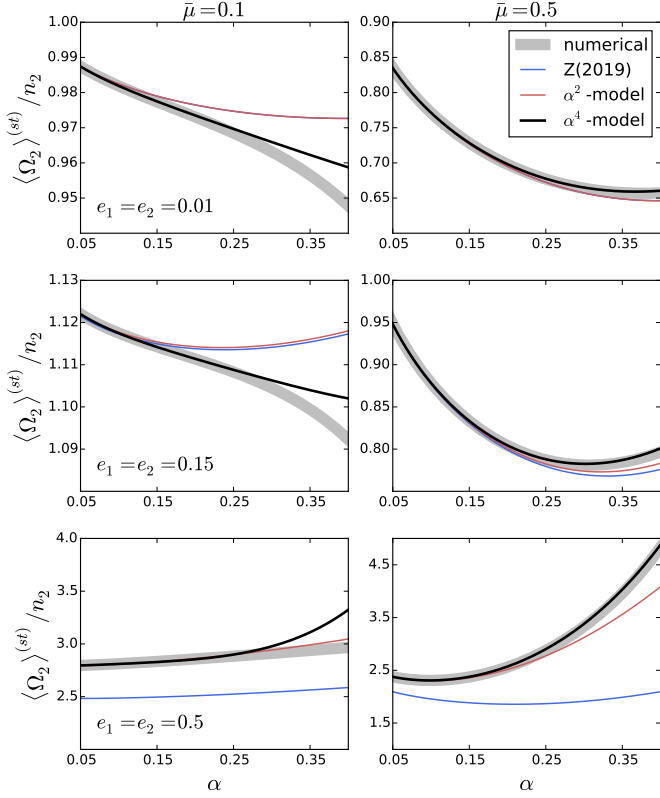


Fig. 2. Stationary spin of a CB planet as a function of α . Different rows consider different eccentricity of the orbits (assumed equals). Different columns represent different reduced mass: $\bar{\mu} = 0.1$ (left panels) and $\bar{\mu} = 0.5$ (right panels). The type of the curves represent the same that in Figure 1.

Larger mass ratios appear to require less sophisticated dynamical models, while at least a α^4 model is necessary for low-mass secondary components. We also note that the mass of the secondary star (represented by $\bar{\mu}$) competes against the planetary eccentricity in establishing the stationarity solution: higher secondary masses tend to sub-synchronous solutions while, as in the two-body case, high planetary eccentricity leads to super-synchronous solutions. This fact was previously observed in Zoppetti et al. (2019) for low-eccentric systems.

3.2. Secular evolution for the planetary semimajor axis and eccentricity

The variational equation for the planetary semimajor axis in the Jacobi frame is given by (Beutler 2005)

$$\frac{da_2}{dt} = \frac{2a_2^2}{\mathcal{G}\sigma_2} (\dot{\boldsymbol{\rho}}_2 \cdot \delta \mathbf{f}_2) \quad (14)$$

where $\delta \mathbf{f}_2$ is the total tidal force (per unit mass) affecting the two-body motion of the planet around the barycenter of the binary system. It is explicitly given by

$$\delta \mathbf{f}_2 = \frac{1}{\beta_2} \left[(\mathbf{F}_{2,0} - \mathbf{F}_{0,2}) + (\mathbf{F}_{2,1} - \mathbf{F}_{1,2}) \right], \quad (15)$$

where $\beta_2 = m_2\sigma_1/\sigma_2$ is the Jacobian reduced mass of the planet. We then repeat the procedure employed in Section 3.1, now in order to obtain averaged expressions for the orbital evolution which are in closed form with respect to the eccentricities. Up

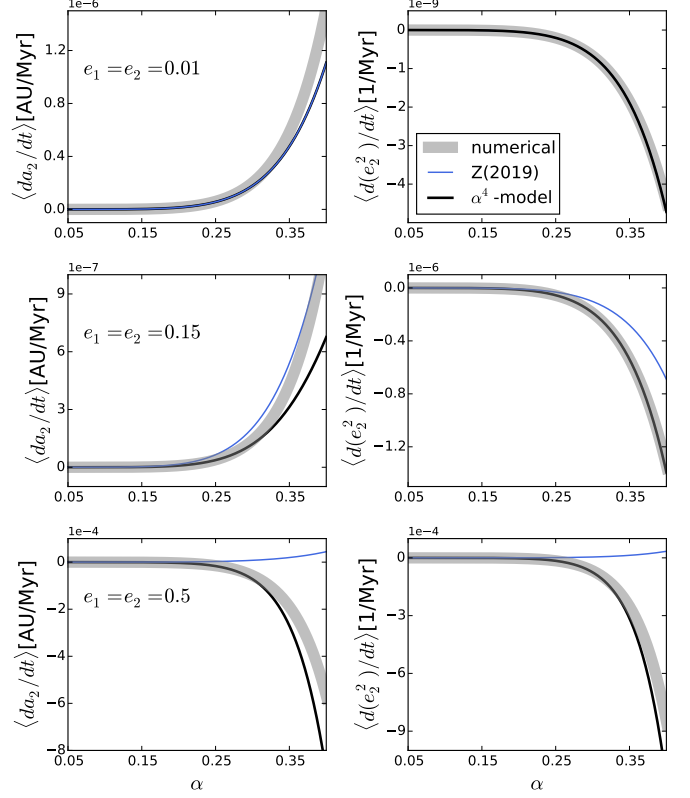


Fig. 3. Time derivative of the planetary semimajor axis (left panels) and eccentricity (right panels), as a function of α , for a synchronised CB planet around our generic binary system. As before, results obtained with different models are shown in different colored curves: numerical in broad grey, Zoppetti et al. (2019) in thin blue, and predictions from our current α^4 model in black.

the fourth order in α and averaging over the mean longitudes, we obtain

$$\left\langle \frac{da_2}{dt} \right\rangle = \frac{n_2}{\mathcal{G}m_2\sigma_1 a_2^4} \sum_{i=0}^4 K_i^{(a)} \left(A_i^{(a)} n_1 + B_i^{(a)} n_2 + C_i^{(a)} \bar{\Omega}_i^* \right) \alpha^i, \quad (16)$$

where

$$K_i^{(a)} = \mathcal{K}_0^{(+)} \gamma_0^i + \mathcal{K}_1^{(+)} \gamma_1^i, \quad \mathcal{K}_j^{(+)} = \mathcal{K}_{2,j} + \mathcal{K}_{j,2}, \quad (17)$$

and the coefficients $A_i^{(a)}$, $B_i^{(a)}$, and $C_i^{(a)}$, are listed in Appendix B. The variational equation for the semimajor axis depends on the spins through a new complex parameter given by

$$\bar{\Omega}_i^* = \frac{(\mathcal{K}_{2,0}\Omega_0 + \mathcal{K}_{0,2}\Omega_2)\gamma_0^i + (\mathcal{K}_{2,1}\Omega_1 + \mathcal{K}_{1,2}\Omega_2)\gamma_1^i}{\mathcal{K}_0^{(+)}\gamma_0^i + \mathcal{K}_1^{(+)}\gamma_1^i}. \quad (18)$$

Finally, the time evolution of the planetary eccentricity may be found from the orbital angular momentum

$$L_2 = \sqrt{\mathbf{L}_2 \cdot \mathbf{L}_2} = \beta_2 \sqrt{\mathcal{G}\sigma_2 a_2 (1 - e_2^2)}. \quad (19)$$

Differentiating over time and extracting the eccentricity term, we may write

$$\frac{d}{dt}(e_2^2) = \frac{1}{a_2} \left[(1 - e_2^2) \frac{da_2}{dt} - \frac{2L_2}{\mathcal{G}\sigma_2 \beta_2} \left(\boldsymbol{\rho}_2 \times \delta \mathbf{f}_2 \right) \cdot \hat{\mathbf{z}}_2 \right], \quad (20)$$

where $\hat{\mathbf{z}}_2$ is the unit vector of the orbital angular momentum. Proceeding in the same manner that for Equation (14), the rate of change of the planetary eccentricity can be approximated as:

$$\left\langle \frac{de_2}{dt} \right\rangle = \frac{n_2}{\mathcal{G}m_2\sigma_1 a_2^5} \sum_{i=0}^4 K_i^{(a)} \left(A_i^{(e)} n_1 + B_i^{(e)} n_2 + C_i^{(e)} \bar{\Omega}_i^* \right) \alpha^i. \quad (21)$$

We note that both the tidal magnitude coefficient $K_i^{(a)}$ and the spin functions $\bar{\Omega}_i^*$ are the same as deduced for the semimajor axis. The coefficients $A_i^{(e)}$, $B_i^{(e)}$, and $C_i^{(e)}$, are listed in Appendix B.

Figure 3 shows the derivative of the semimajor axis (left panels) and eccentricity (right panels), as a function of α , of a CBP orbiting our generic binary system. The spin rates of the stars and the planet were set in their stationary values: $\Omega_0 = \Omega_1 \simeq n_1(1 + 6e_1^2)$ (Hut 1980) and $\Omega_2 = \langle \Omega_2 \rangle^{(st)}$ (Equation (13)). We observe that our closed fourth-order model is a very precise approximation of the numerical values up to $\alpha \sim 0.35$. The need of an analytical model closed in eccentricities is again particularly evident in the high-eccentricity regime (bottom plots), where our previous model fails not only to estimate the magnitude but may also predict erroneous signs for the time derivative.

Regarding the dynamical implications, we observe that tides always seem to decrease the planetary eccentricity, with magnitude proportional to e_2 and also to the proximity to the binary. The effect of tides on the planetary semimajor axis is more diverse: for low-to-moderate planetary eccentricities, the tidal forces leads to an outward migration, while inward migration is expected for the high-eccentricity case. These results confirm our previous findings (Zoppetti et al. 2019) and a simple geometrical explanation is offered in Section 4.2.

4. Application to Kepler systems

Having developed a model valid for arbitrary binary and planetary eccentricities, we can analyze the tidal evolution of *Kepler* CB systems.

Table 1 lists the physical parameters (mass and radius) of the binaries and the planets discovered by the *Kepler* mission, as well as the semimajor axes and eccentricities of the binaries (sub-index 1) and the planets (sub-index 2). The last column specifies the reference works from which the previous values were taken. In several cases, the difficulties in determining the planetary mass has only allowed to establish an upper limit as defined by gravitational perturbation thresholds.

From Table 1, we can infer that most of the *Kepler* CBPs are in the Neptune to Jupiter range, with expected tidal values $Q_2' = 10^3 - 10^5$ (Ferraz-Mello 2013; Lainey 2016). For such planets, a CTL-model as the one adopted here should be a good approximation. On the other hand, there are some planets such as Kepler-47b and Kepler-47c that are probably closer to the super-earth range. In such systems, the direct application of our model may not be adequate (Efroimsky 2012, 2015).

Although we are considering stars with very different masses and different possible internal structure, in the following sections we will assume the same value of the tidal parameters: $Q_0' = Q_1' = 1 \times 10^6$.

4.1. Tidal timescales

In order to evaluate the importance of tidal evolution in these systems, we define characteristic timescales for the planetary spin

evolution (τ_s), the semimajor axis evolution (τ_a) and eccentricity evolution (τ_e) according to:

$$\frac{1}{\tau_s} = \frac{1}{\Omega_2} \left\langle \frac{d\Omega_2}{dt} \right\rangle ; \quad \frac{1}{\tau_a} = \frac{1}{a_2} \left\langle \frac{da_2}{dt} \right\rangle ; \quad \frac{1}{\tau_e} = \frac{1}{e_2} \left\langle \frac{de_2}{dt} \right\rangle. \quad (22)$$

In the case of the planetary spin, the simple form of Equation (10) allow us to accurately estimate the characteristic timescales of a CBP due to tidal effects as

$$\tau_s = \frac{2C_2 a_2^6}{3\mathcal{G}\mathcal{R}_2^5 k_{2,2} \Delta t_2} \left(\sum_{i=0}^4 K_i^{(s)} C_i^{(s)} \alpha^i \right)^{-1}. \quad (23)$$

Results are presented in Table 2, where the first numerical value is the current semimajor axis ratio α of the CBP. The two following columns give the characteristic timescale necessary for the planet to reach a stationary spin (i.e. τ_s) and the corresponding equilibrium value $\langle \Omega_2 \rangle^{(st)}$, expressed in units of its orbital frequency n_2 . The planetary moment of inertia was taken equal to $C_2 = 0.25m_2\mathcal{R}_2^2$.

The values of τ_s were calculated adopting $Q_2' = 1$ so they should be scaled appropriately for other planetary tidal parameters. According to Equation (23), $\tau_s \propto Q_2'$, making it straightforward to relate both quantities. In agreement with the numerical experiments done for Kepler-38 by Zoppetti et al. (2019), pseudo-synchronisation appears to be attained rapidly in most *Kepler* systems even for large value for Q_2' . With the possible exception of Kepler-1647, we expect all *Kepler* CBP to currently lie in stationary spin-orbit configurations. As can be seen in the following column, all the stationary spins are expected to be sub-synchronous, some of them for a large amount (such as Kepler-35) and others almost in perfect synchronisation with its own mean motion (like Kepler-34).

The four last columns of Table 2 give the average time derivatives and characteristic timescales of the planetary semimajor axis and eccentricity. We assumed stationary values for Ω_2 and current values for a_2 and e_2 . Due to the complex functional dependence of the derivative with the initial conditions, the numerical values shown in the table should be considered local and not necessarily indicative of their primordial magnitudes. Even so, they give a qualitative idea of the strength of the tidal effects and, particularly, the sign of the present-day orbital variation.

For the observed orbital and physical parameters, our model predicts that all *Kepler* circumbinary planets should be migrating outwards as a consequence of their tidal interactions with the binary. However, the timescale necessary for a significant orbital migration is much larger than the age of the host star, even adopting very small values of Q_2' . Conversely, tidal evolution always seems to damp the planetary eccentricity, and the circularization process appears to occur in a slightly smaller timescale than the semimajor axis.

A final word on the case of Kepler-1647. Due to its large distance from the binary, as expressed by its small value of α , the characteristic timescales for tidal evolution are typically three orders of magnitude larger than in any other system. Even so however, it is still possible for the planet to be close to a spin-orbit stationary solution even for moderate-to-large values of Q_2' .

4.2. A geometrical interpretation for outward migration

The prediction that all *Kepler* CBPs should be experiencing outward migration from the tidal effect raises the question as to why this happens. Although a full explanation is beyond the scope of this paper, we can present a simple geometrical interpretation that may give some insight.

Table 1. Physical and orbital parameters of *Kepler* circumbinary systems. Blank spaces indicate unknown values.

	$m_0(M_\odot)$	$m_1(M_\odot)$	$m_2(M_\oplus)$	$\mathcal{R}_0(\mathcal{R}_\odot)$	$\mathcal{R}_1(\mathcal{R}_\odot)$	$\mathcal{R}_2(\mathcal{R}_\oplus)$	$a_1(\text{AU})$	$a_2(\text{AU})$	e_1	e_2	Ref.
Kepler-16	0.6897	0.20255	105.86	0.6489	0.22623	8.449	0.22431	0.7048	0.15944	0.0069	Doyle et al. (2011)
Kepler-34	1.0479	1.0208	69.94	1.1618	1.0927	8.564	0.22882	1.0896	0.52087	0.182	Welsh et al. (2012)
Kepler-35	0.8877	0.8094	40.37	1.0284	0.7861	8.160	0.17617	0.60347	0.1421	0.042	Welsh et al. (2012)
Kepler-38	0.949	0.249	<122	1.757	0.2724	4.35	0.1469	0.4644	0.1032	<0.032	Orosz et al. (2012)
Kepler-47b	0.957	0.342	<26	0.936	0.338	3.05	0.08145	0.2877	0.0288	0.0210	Orosz et al. (2012b)
Kepler-47d			7-43			7.04		0.6992		0.024	Orosz et al. (2019)
Kepler-47c			2-5			4.65		0.9638		0.044	Orosz et al. (2012b)
Kepler-64	1.528	0.408	<169	1.734	0.378	6.18	0.1744	0.652	0.2117	0.0702	Schwamb et al. (2013)
Kepler-413	0.820	0.5423	67.0	0.7761	0.484	4.347	0.10148	0.3553	0.0365	0.1181	Kostov et al. (2014)
Kepler-453	0.944	0.1951	<16	0.833	0.2150	6.204	0.18539	0.7903	0.0524	0.0359	Welsh et al. (2015)
Kepler-1647	1.2207	0.9678	483.0	1.7903	0.9663	11.8739	0.1276	2.7205	0.1602	0.0581	Kostov et al. (2016)

Table 2. Tidal stationary spin rates and characteristic timescales (assuming $Q'_2 = 1000$) for *Kepler* circumbinary systems.

	α	τ_s (yr)	$\langle\Omega_2\rangle^{(\text{st})}/n_2$	$\langle da_2/dt \rangle$ (AU/yr)	τ_a (yr)	$\langle de_2/dt \rangle$ (1/yr)	τ_e (yr)
Kepler-16	0.318	2.2×10^7	0.849	4.1×10^{-16}	1.7×10^{15}	-1.9×10^{-16}	3.7×10^{13}
Kepler-34	0.210	2.6×10^7	0.947	2.0×10^{-16}	5.6×10^{15}	-4.5×10^{-16}	4.1×10^{14}
Kepler-35	0.292	2.0×10^6	0.683	9.7×10^{-15}	6.2×10^{13}	-3.2×10^{-15}	1.3×10^{13}
Kepler-38	0.316	1.4×10^6	0.875	2.3×10^{-15}	2.0×10^{14}	-3.3×10^{-15}	9.6×10^{12}
Kepler-47b	0.283	4.5×10^5	0.818	8.0×10^{-15}	3.6×10^{13}	-6.6×10^{-15}	3.2×10^{12}
Kepler-47c	0.116	5.4×10^6	0.880	9.7×10^{-16}	7.2×10^{14}	-5.8×10^{-16}	4.2×10^{13}
Kepler-47d	0.085	9.5×10^6	0.905	1.4×10^{-16}	6.8×10^{15}	-1.4×10^{-16}	3.2×10^{14}
Kepler-64	0.267	1.9×10^6	0.902	2.0×10^{-15}	3.2×10^{14}	-4.3×10^{-15}	1.2×10^{13}
Kepler-413	0.286	2.4×10^6	0.767	3.6×10^{-15}	9.9×10^{13}	-6.0×10^{-15}	2.0×10^{13}
Kepler-453	0.235	9.7×10^6	0.926	2.6×10^{-16}	3.4×10^{15}	-3.6×10^{-16}	1.1×10^{14}
Kepler-1647	0.047	5.4×10^9	0.865	8.3×10^{-19}	3.3×10^{18}	-2.3×10^{-19}	2.5×10^{17}

We consider the case in which the binary and the planetary orbit are circular, $e_1 = e_2 = 0$. In addition, we assume that the planet is sufficiently far from the binary to neglect all terms in Equation (16) explicitly dependent on α . In this approximation, the stationary spins are trivial and equal to the mean motion: $\langle\Omega_0^{(\text{st})}\rangle = \langle\Omega_1^{(\text{st})}\rangle = n_1$ and $\langle\Omega_2^{(\text{st})}\rangle = n_2$. From expression in Appendix B, we find that the time derivative of the planetary semimajor axis acquires the simple form:

$$\frac{1}{a_2} \left\langle \frac{da_2}{dt} \right\rangle = \frac{6n_2 m_2}{m_0 + m_1} \left[k_{2,0} \Delta t_0 \left(\frac{\mathcal{R}_0}{a_2} \right)^5 + k_{2,1} \Delta t_1 \left(\frac{\mathcal{R}_1}{a_2} \right)^5 \right] (n_1 - n_2). \quad (24)$$

We can compare this expression with that obtained in the two-body problem for a point-mass planets of mass m_2 in a circular orbit around a star m_0 rotating with arbitrary spin Ω_0 . In such a case, the semimajor axis of the planet evolves according to

$$\frac{1}{a_2} \frac{da_2}{dt} = \frac{6n_2 m_2}{m_0} \left[k_{2,0} \Delta t_0 \left(\frac{\mathcal{R}_0}{a_2} \right)^5 \right] (\Omega_0 - n_2), \quad (25)$$

as can be seen, for example, in Hut (1980). The similarity between these two equations helps explain why CBPs with low-to-moderate eccentricities migrate outwards. In the circumbinary geometry, the tidal effect of the binary star system may be substituted by a single body with a rotational frequency equal to

the binary mean motion n_1 . Since this quantity is always greater than the mean motion of the planet n_2 , the semimajor axis of the planet increases. This situation is analogous to the two-body problem in which the central star m_0 rotates faster than orbital motion of the planet.

4.3. Past tidal evolution

Our next step is to attempt to reconstruct the past tidal evolution of the *Kepler* CB systems, as well as estimate their future trends. We assume that all bodies (stars and planet) are in stationary spin-orbit configurations and analyze only the changes in semimajor axis and eccentricity. Since the mass or radius of some of the planets are not well constrained, we completed the necessary physical parameters with the empirical mass-radius relation defined by Mills & Mazeh (2017).

Figure 4 shows, for each *Kepler* CBP, the tidal evolution velocity field around the current location of the planet in the (α, e_2) plane. The velocity field was computed assuming stationary spins for all intervening bodies and disregarding the tidal evolution of the binary stars. The arrows represent the direction of orbital evolution in α and e_2 , and its size was kept constant.

The green curves show initial conditions with $\langle da_2/dt \rangle = 0$. All points on the plane above display inward migration ($da_2/dt < 0$) while those below the curve lead to outward tidal migration. Kepler-34 shows a second green curve for large val-

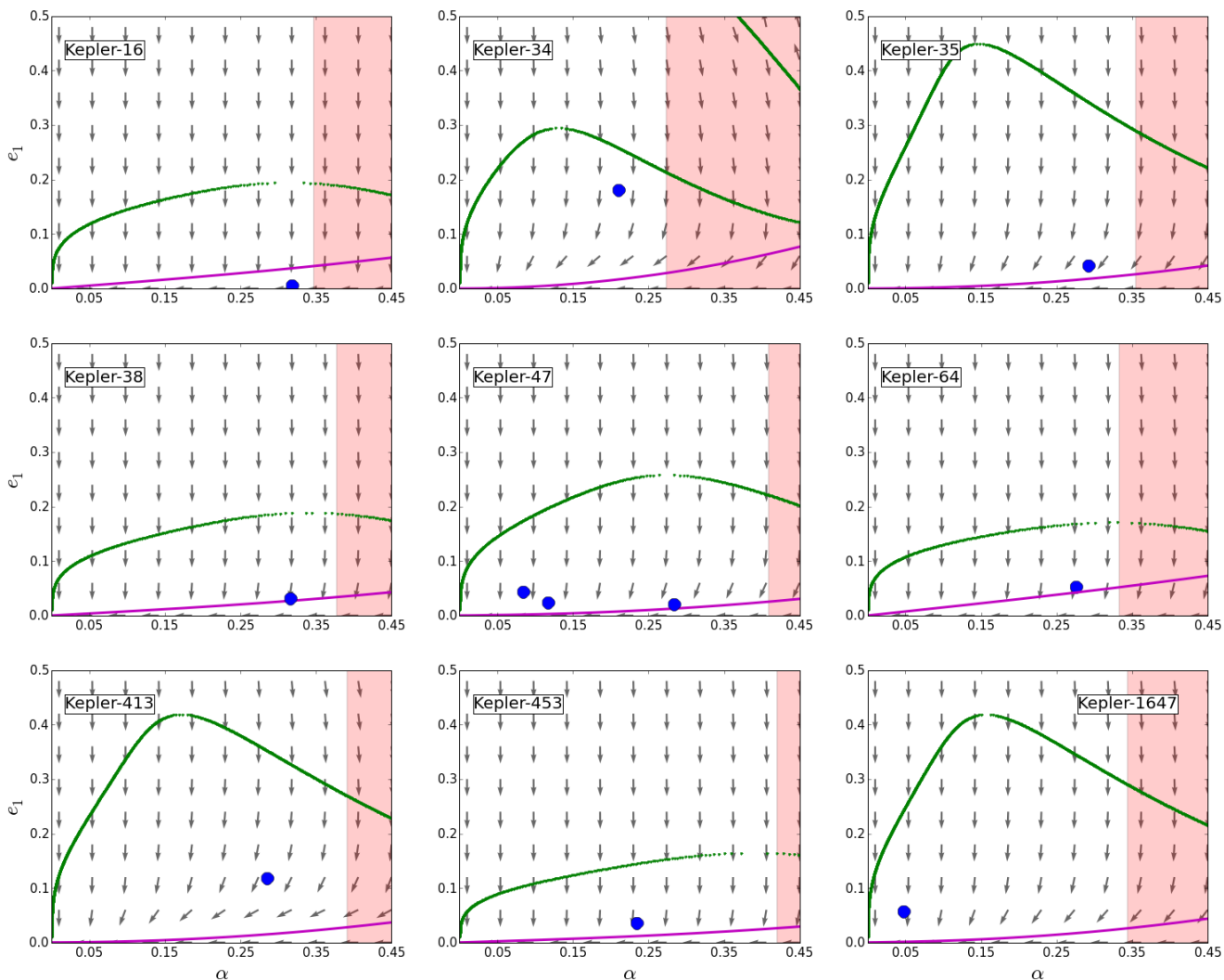


Fig. 4. Velocity vector fields in the (α, e_2) plane depicting the routes of tidal evolution in the vicinity of each *Kepler* CBP. The arrows show the direction of orbital evolution throughout the plane, although its size was kept constant and is thus not representative of the magnitude of the derivatives. The green curves corresponds to $\langle da_2/dt \rangle = 0$ while the magenta curves indicate the location of the capture eccentricity e_{cap} as defined by equation (26). The pale pink region correspond to values of the orbital elements identified as unstable according to the criterion by Holman & Wiegert (1999). Current positions of the *Kepler* CBPs are shown in blue circles.

ues of α that is also observed for some of the other systems for even higher values of α (which lie outside of the range adopted in the panels of Figure (4)). However, above such a curve, our model predicts an increase in the eccentricity of the synchronised CBP. We suspect that this may be a spurious effect consequence of the truncation to fourth-order in the semimajor axis ratio when estimating the stationary CBP spin Equation (13).

The magenta curves show the capture eccentricity $e_{2,\text{cap}}$ as function of α for each system. Its value is given by the mean-square average between the forced eccentricity (Moriwaki & Nakagawa 2004) and the mean eccentricity calculated for zero-amplitude secular variations (Paardekooper et al. 2012). Explicitly,

$$e_{2,\text{cap}} = \sqrt{e_{2,f}^2 + e_{2,P}^2}, \quad (26)$$

where the classical forced eccentricity is given by

$$e_{2,f} = \frac{5}{4} \alpha \frac{(m_0 - m_1)}{(m_0 + m_1)} e_1 \frac{(1 + \frac{3}{4} e_1^2)}{(1 + \frac{3}{2} e_1^2)}, \quad (27)$$

while the mean eccentricity takes the form

$$e_{2,P} = \frac{3}{4} \alpha^2 \frac{m_0 m_1}{(m_0 + m_1)^2} \sqrt{1 + \frac{34}{3} e_1^2}. \quad (28)$$

More details of the calculations leading to these values may be found in Zoppetti et al. (2019b). This so-called capture eccentricity defines the average value expected as the result of non-conservative exterior forces acting on the system.

Finally, initial conditions inside the pink region are dynamically unstable according to the empirical criterion of Holman & Wiegert (1999). Note however, that this criterion is only valid for small-mass planets and circular orbits, so their extent should be considered more qualitative than accurate.

Analysing the velocity vector fields, we first note that the eccentricity usually appears more affected than the semimajor axis, except for quasi-circular orbits where the opposite occurs. When the gravitational perturbations are included in the model, it is possible to observe that the orbital evolution of the system follows the locus of $e_{2,\text{cap}}$ as function of α , as observed in Zoppetti et al. (2018) for Kepler-38.

In some systems we also observe that the domain associated to outward migration can reach high eccentricities (e.g. Kepler-35, Kepler-413, and Kepler-1647) while in others it is restricted to more circular trajectories (e.g. Kepler-16, Kepler-38, and Kepler-64). An explanation for such dichotomy may be found in Zoppetti et al. (2019), where we found that in the low-eccentric systems, the size of the outward migrating-CB-region is directly proportional to the reduced mass $\bar{\mu}$ and inversely proportional to e_2 . It is straightforward to check from Table 1 that Kepler-35, Kepler-413 and Kepler-1647 satisfy quite these conditions while, for example, in the rest of the systems the value of $\bar{\mu}$ is significantly lower.

The proximity of the observed *Kepler* circumbinary planets to the stability limit with the binary has been the subject of several recent studies (e.g. Quarles et al. 2018). While it has been proposed that this pile-up is unlikely to be affected by observational bias (Li et al. 2016), the recent discovery of a third and outer planet in Kepler-47 (Orosz et al. 2019) may indicate that we are only detecting the tail of the distribution. Nevertheless, we still need to address the current population and its past orbital evolution.

A key aspect of this question is the tidal evolution of the binary system and, particularly, what were the primordial orbital separation and eccentricity of the binary at the time of the planet's formation and migration. In Zoppetti et al. (2018) we showed that even for moderate values of the stellar tidal parameters the original binary eccentricity could have been much larger, thereby pushing the instability barrier closer to the planet. Similar results were also found for Kepler-34. An outward tidal migration of the planet itself would have worked in the same direction leading to a potentially more unstable primordial configuration.

These results could be interpreted as evidence that the original location of the CBPs was closely tied to the instability barrier, perhaps in the form of sub-dense inner gaps in the protoplanetary disks. If so, then planetary traps such as those proposed by Kley & Haghighipour (2014) and Thun & Kley (2018) would be a more probable stalling mechanism for planetary migration than resonance capture.

Additionally, it is interesting to note that most of the CBPs located tightly packed to the binaries have eccentricities also very close to the capture eccentricity $e_{2,\text{cap}}$, with the exceptions of Kepler-34 and Kepler-413. Recently, Thun & Kley (2018) suggested that low-mass CBPs are strongly influenced by the protoplanetary disc and their eccentricities may have been very excited during the migration process. If this hypothesis is confirmed, then another non-conservative effect must be invoked to explain their current state. Tidal interactions appears as a possibility, even if they would need to be extremely accentuated. Curiously, Kepler-35 and Kepler-38, two systems with $e_2 \sim e_{2,\text{cap}}$ belong to very old systems with estimated ages of the order of ~ 10 Gyrs (Welsh et al. 2012; Orosz et al. 2012). Perhaps accumulated tidal effects over such a long time could be at least partially responsible, and could help in constraining the magnitudes of tidal parameters for both stars and planets.

5. Summary and discussion

We presented an extended version of the analytical tidal model for CB systems introduced in Zoppetti et al. (2019). Once again, we assumed that all the bodies are extended and viscous in such a way that all interactions between pairs are considered but under the weak-friction regime, in which the tidal forces can be approximated by the classical expressions of Mignard (1979).

Starting from the variational equations of the spin and orbital evolution of the planet, we constructed an analytical approach by averaging over the mean longitudes. In all the cases, we expanded up to fourth-order in the semimajor axes ratio α but obtained closed expressions in the binary and planetary eccentricities. The resulting analytical model was compared with the results of numerical simulations and a very good agreement was found for all eccentricities and semimajor axes ratios up to $\alpha \sim 0.35$.

Having expressions closed in eccentricities allowed us to apply the model to all well known *Kepler* CBPs. We investigated their past tidal evolution in two steps. First, we calculated the characteristic tidal timescales and found that the typical time required for a CBP to acquire its stationary spin is typically much lower than the expected age of the host star, even for moderate-to-large values of Q' . Consequently, most of the observed system should lie in spin-orbital stationary solutions with a sub-synchronous rotational frequency. Regarding the orbital evolution we found that the typical tidal timescales in the *Kepler* systems are much longer than the rotational timescales, and little tidal induced orbital migration is expected to have occurred. The eccentricity damping timescales, however, are one or two orders of magnitude lower than τ_a and tidal interactions could have caused some decrease in the eccentricities during the systems' age.

In a second part of the work, we obtained some insight on the past tidal histories studying the tidal velocity fields around each planet. We found that all bodies are located in a tidal stream associated to an outward migration, pushing the planet away from the binary. Furthermore, with the exception of Kepler-34, all other systems are located distant from the curve separating inward and outward migrations. This seems to indicate that most or all of the systems lifetime was spent inside the region of outward migration. Consequently, their primordial separation from the binary should have been smaller.

Thun & Kley (2018) recently suggested that low-mass CBPs may have suffered strong excitation from the protoplanetary disk, leading to a highly eccentric final orbit. This contrasts with the current values which, in most cases, are found very close to the capture eccentricity. Perhaps tidal evolution played some role in damping the primordial value, which would help define some constraints on the numerical values of the tidal parameters of the system.

We mention, finally, that most of the CBPs discovered so far by the *Kepler* mission are in the range of Neptune to Jupiter masses, where CTL-models for tides should be valid. However, we note that not much is known about the internal structure of this bodies and therefore a precise estimation of the Q'_2 -values becomes a difficult task.

Appendix A: Coefficients for the spin equations

The variational equation for the planetary spin, up to fourth order in α , was given in Equation (10), which is repeated here for convenience:

$$\left\langle \frac{d\Omega_2}{dt} \right\rangle = \frac{3\mathcal{G}\mathcal{R}_2^5 k_{2,2} \Delta t_2}{2C_2 a_2^6} \sum_{i=0}^4 K_i^{(s)} \left(A_i^{(s)} n_1 + B_i^{(s)} n_2 + C_i^{(s)} \Omega_2 \right) \alpha^i,$$

The $A_i^{(s)}$ coefficients, multiplying the mean motion n_1 of the binary, acquire the form

$$\begin{aligned} A_0^{(s)} &= 0 \\ A_1^{(s)} &= 0 \\ A_2^{(s)} &= -\frac{6\sqrt{1-e_1^2}}{(1-e_2^2)^{13/2}} X_1 \\ A_3^{(s)} &= -\frac{168\sqrt{1-e_1^2}}{(1-e_2^2)^{15/2}} X_3 e_1 e_2 \cos(\Delta\varpi) \\ A_4^{(s)} &= -\frac{6\sqrt{1-e_1^2}}{(1-e_2^2)^{17/2}} \left(8Y_1 X_5 + 175X_6 e_1^2 e_2^2 \cos(2\Delta\varpi) \right), \end{aligned} \quad (\text{A.1})$$

in terms of eccentricity functions $Y_i(e_1)$ and $X_i(e_2)$ which are explicitly given in Appendix C. The coefficients that multiply the mean motion of the planet are found to be

$$\begin{aligned} B_0^{(s)} &= \frac{2}{(1-e_2^2)^6} X_1 \\ B_1^{(s)} &= \frac{72}{(1-e_2^2)^7} X_3 e_1 e_2 \cos(\Delta\varpi) \\ B_2^{(s)} &= \frac{3}{(1-e_2^2)^8} \left(8Y_1 X_5 + 175X_6 e_1^2 e_2^2 \cos(2\Delta\varpi) \right) \\ B_3^{(s)} &= \frac{50e_1 e_2}{(1-e_2^2)^9} \left(24Y_2 X_8 \cos(\Delta\varpi) + 49X_9 e_1^2 e_2^2 \cos(3\Delta\varpi) \right) \\ B_4^{(s)} &= \frac{15}{(1-e_2^2)^{10}} \left(8Y_3 X_{11} + 756Y_4 X_{12} e_1^2 e_2^2 \cos(2\Delta\varpi) \right. \\ &\quad \left. + \frac{9261}{16} X_{13} e_1^4 e_2^4 \cos(4\Delta\varpi) \right). \end{aligned} \quad (\text{A.2})$$

Finally, the coefficients accompanying the planetary spin rate are

$$\begin{aligned} C_0^{(s)} &= -\frac{2}{(1-e_2^2)^{9/2}} X_2 \\ C_1^{(s)} &= -\frac{45}{(1-e_2^2)^{11/2}} X_4 e_1 e_2 \cos(\Delta\varpi) \\ C_2^{(s)} &= -\frac{9}{(1-e_2^2)^{13/2}} \left(2Y_1 X_1 + 25X_7 e_1^2 e_2^2 \cos(2\Delta\varpi) \right) \\ C_3^{(s)} &= -\frac{35e_1 e_2}{(1-e_2^2)^{15/2}} \left(18Y_2 X_3 \cos(\Delta\varpi) + \frac{175}{8} X_{10} e_1^2 e_2^2 \cos(3\Delta\varpi) \right) \\ C_4^{(s)} &= -\frac{9}{(1-e_2^2)^{17/2}} \left(8Y_3 X_5 + 490Y_4 X_6 e_1^2 e_2^2 \cos(2\Delta\varpi) \right. \\ &\quad \left. + \frac{3675}{16} X_{14} e_1^4 e_2^4 \cos(4\Delta\varpi) \right). \end{aligned} \quad (\text{A.3})$$

We note that all coefficients are function of the eccentricities, while some are also dependent on the difference in the longitudes of pericenter.

Recalling Equation (13), the stationary spin rate predicted by our model may be written as

$$\langle \Omega_2 \rangle^{(\text{st})} = \sum_{i=0}^4 \langle \Omega_2 \rangle_i^{(\text{st})} \alpha^i.$$

The different order terms $\langle \Omega_2 \rangle_i^{(\text{st})}$ are given by

$$\begin{aligned} \langle \Omega_2 \rangle_0^{(\text{st})} &= -\frac{1}{C_0^{(s)}} D_0^{(s)} \\ \langle \Omega_2 \rangle_1^{(\text{st})} &= -\frac{K_1^{(s)}}{K_0^{(s)} C_0^{(s)}} \left(D_1^{(s)} + C_1^{(s)} \langle \Omega_2 \rangle_0^{(\text{st})} \right) \\ \langle \Omega_2 \rangle_2^{(\text{st})} &= -\frac{K_2^{(s)}}{K_0^{(s)} C_0^{(s)}} \left(D_2^{(s)} + C_2^{(s)} \langle \Omega_2 \rangle_0^{(\text{st})} + \frac{K_1^{(s)}}{K_2^{(s)}} C_2^{(s)} \langle \Omega_2 \rangle_1^{(\text{st})} \right) \\ \langle \Omega_2 \rangle_3^{(\text{st})} &= -\frac{K_3^{(s)}}{K_0^{(s)} C_0^{(s)}} \left(D_3^{(s)} + C_3^{(s)} \langle \Omega_2 \rangle_0^{(\text{st})} + \frac{K_2^{(s)}}{K_3^{(s)}} C_2^{(s)} \langle \Omega_2 \rangle_1^{(\text{st})} \right. \\ &\quad \left. + \frac{K_1^{(s)}}{K_3^{(s)}} C_1^{(s)} \langle \Omega_2 \rangle_2^{(\text{st})} \right) \\ \langle \Omega_2 \rangle_4^{(\text{st})} &= -\frac{K_4^{(s)}}{K_0^{(s)} C_0^{(s)}} \left(D_4^{(s)} + C_4^{(s)} \langle \Omega_2 \rangle_0^{(\text{st})} + \frac{K_3^{(s)}}{K_4^{(s)}} C_3^{(s)} \langle \Omega_2 \rangle_1^{(\text{st})} \right. \\ &\quad \left. + \frac{K_2^{(s)}}{K_4^{(s)}} C_2^{(s)} \langle \Omega_2 \rangle_2^{(\text{st})} + \frac{K_1^{(s)}}{K_4^{(s)}} C_1^{(s)} \langle \Omega_2 \rangle_3^{(\text{st})} \right), \end{aligned} \quad (\text{A.4})$$

where, for the sake of simplicity, we have defined new auxiliary functions

$$D_i^{(s)} = A_i^{(s)} n_1 + B_i^{(s)} n_2.$$

Appendix B: Coefficients for the tidal evolution of the semimajor axis and eccentricity

As seen in Equation (16), the time derivative of the planetary semimajor axis may be written as

$$\left\langle \frac{da_2}{dt} \right\rangle = \frac{n_2}{\mathcal{G}m_2 \sigma_1 a_2^4} \sum_{i=0}^4 K_i^{(a)} \left(A_i^{(a)} n_1 + B_i^{(a)} n_2 + C_i^{(a)} \bar{\Omega}_i^* \right) \alpha^i,$$

where the definitions of $K_i^{(a)}$ and $\bar{\Omega}_i^*$ were explicitly given in (17) and (18). The coefficients are:

$$\begin{aligned} A_0^{(a)} &= 0 \\ A_1^{(a)} &= 0 \\ A_2^{(a)} &= \frac{10\sqrt{1-e_1^2}}{(1-e_2^2)^8} X_5 \\ A_3^{(a)} &= \frac{400\sqrt{1-e_1^2}}{(1-e_2^2)^9} X_8 e_1 e_2 \cos(\Delta\varpi) \\ A_4^{(a)} &= \frac{25\sqrt{1-e_1^2}}{8(1-e_2^2)^{10}} \left(32Y_1 X_{11} + 9 \left(120X_{12} - 184e_1^2 X_{21} + 127e_1^4 X_{22} \right) \right. \\ &\quad \left. \cdot \frac{e_1^2 e_2^2 \cos(2\Delta\varpi)}{(1-e_2^2)^2} \right) \end{aligned} \quad (\text{B.1})$$

$$\begin{aligned}
B_0^{(a)} &= -\frac{2}{(1-e_2^2)^{15/2}} X_{15} & B_0^{(e)} &= -\frac{18}{(1-e_2^2)^{13/2}} X_3 e_2^2 \\
B_1^{(a)} &= -\frac{114}{(1-e_2^2)^{17/2}} X_{16} e_1 e_2 \cos(\Delta\varpi) & B_1^{(e)} &= -\frac{27}{(1-e_2^2)^{15/2}} X_{26} e_1 e_2 \cos(\Delta\varpi) \\
B_2^{(a)} &= -\frac{1}{(1-e_2^2)^{19/2}} \left(34 Y_1 X_{17} + 1195 X_{18} e_1^2 e_2^2 \cos(2\Delta\varpi) \right) & B_2^{(e)} &= -\frac{5}{4(1-e_2^2)^{17/2}} \left(296 Y_1 X_8 e_2^2 + 361 X_{28} e_1^2 e_2^2 \cos(2\Delta\varpi) \right) \\
B_3^{(a)} &= -\frac{25}{8(1-e_2^2)^{21/2}} \left(772 Y_2 X_{19} e_1 e_2 \cos(\Delta\varpi) \right. & B_3^{(e)} &= -\frac{25}{8(1-e_2^2)^{19/2}} \left(148 Y_2 X_{31} e_1 e_2 \cos(\Delta\varpi) \right. & (B.2) \\
&\quad \left. + 2415 X_{20} e_1^3 e_2^3 \cos(3\Delta\varpi) \right) & &\quad \left. + 1141 X_{32} e_1^3 e_2^3 \cos(3\Delta\varpi) \right) \\
B_4^{(a)} &= -\frac{5}{32(1-e_2^2)^{23/2}} \left(1408 Y_3 X_{23} + 195300 Y_4 X_{24} e_1^2 e_2^2 \cos(2\Delta\varpi) \right. & B_4^{(e)} &= -\frac{15}{8(1-e_2^2)^{21/2}} \left(1504 Y_3 X_{37} e_2^2 \right. \\
&\quad \left. + 222075 X_{25} e_1^4 e_2^4 \cos(4\Delta\varpi) \right) & &\quad \left. + 5187 Y_4 X_{38} e_1^2 e_2^2 \cos(2\Delta\varpi) + 10017 X_{39} e_1^4 e_2^4 \cos(4\Delta\varpi) \right)
\end{aligned}$$

$$\begin{aligned}
C_0^{(a)} &= \frac{2}{(1-e_2^2)^6} X_1 & C_0^{(e)} &= \frac{11}{(1-e_2^2)^5} X_4 e_2^2 \\
C_1^{(a)} &= \frac{72}{(1-e_2^2)^7} X_3 e_1 e_2 \cos(\Delta\varpi) & C_1^{(e)} &= \frac{39}{2(1-e_2^2)^6} X_{27} e_1 e_2 \cos(\Delta\varpi) \\
C_2^{(a)} &= \frac{3}{(1-e_2^2)^8} \left(8 Y_1 X_5 + 175 X_7 e_1^2 e_2^2 \cos(2\Delta\varpi) \right) & C_2^{(e)} &= \frac{45}{(1-e_2^2)^7} \left(4 Y_1 X_3 e_2^2 + 5 X_{29} e_1^2 e_2^2 \cos(2\Delta\varpi) \right) \\
C_3^{(a)} &= \frac{50}{(1-e_2^2)^9} \left(24 Y_2 X_8 e_1 e_2 \cos(\Delta\varpi) + 49 X_9 e_1^3 e_2^3 \cos(3\Delta\varpi) \right) & C_3^{(e)} &= \frac{85}{16(1-e_2^2)^8} \left(48 Y_2 X_{30} e_1 e_2 \cos(\Delta\varpi) \right. & (B.6) \\
&\quad \left. + 145 X_{33} e_1^3 e_2^3 \cos(3\Delta\varpi) \right) & &\quad \left. + 145 X_{33} e_1^3 e_2^3 \cos(3\Delta\varpi) \right) \\
C_4^{(a)} &= \frac{5}{16(1-e_2^2)^{10}} \left(384 Y_3 X_{11} + 36288 Y_4 X_{12} e_1^2 e_2^2 \cos(2\Delta\varpi) \right. & C_4^{(e)} &= \frac{285}{8(1-e_2^2)^9} \left(\frac{2224}{57} Y_3 X_8 e_2^2 \right. \\
&\quad \left. + 27783 X_{13} e_1^4 e_2^4 \cos(4\Delta\varpi) \right). & &\quad \left. + 112 Y_4 X_{34} e_1^2 e_2^2 \cos(2\Delta\varpi) + 147 X_{40} e_1^4 e_2^4 \cos(4\Delta\varpi) \right).
\end{aligned}$$

In the same manner, the planetary eccentricity evolution up to fourth order in α is given by

$$\left\langle \frac{de_2^2}{dt} \right\rangle = \frac{n_2}{\mathcal{G} m_2 \sigma_1 a_2^5} \sum_{i=0}^4 K_i^{(e)} \left(A_i^{(e)} n_1 + B_i^{(e)} n_2 + C_i^{(e)} \bar{\Omega}_i^* \right) \alpha^i$$

where $K_i^{(e)} = K_i^{(a)}$ and the coefficients are listed below:

$$\begin{aligned}
A_0^{(e)} &= 0 \\
A_1^{(e)} &= 0 \\
A_2^{(e)} &= \frac{75 \sqrt{1-e_1^2}}{(1-e_2^2)^7} X_3 e_2^2 \\
A_3^{(e)} &= \frac{85 \sqrt{1-e_1^2}}{(1-e_2^2)^8} X_{30} e_1 e_2 \cos(\Delta\varpi) & (B.4) \\
A_4^{(e)} &= \frac{25 \sqrt{1-e_1^2}}{8(1-e_2^2)^9} \left[304 Y_1 X_8 e_2^2 \right. \\
&\quad \left. + (380 X_{34} - 256 e_1^2 X_{35} + 443 e_1^4 X_{36}) \frac{e_1^2 e_2^2 \cos(2\Delta\varpi)}{(1-e_1^2)^2} \right]
\end{aligned}$$

Appendix C: Eccentricity functions

The eccentricity functions $Y_i(e_1)$ and $X_i(e_2)$ to which we refer in the previous equations are found to be combinations of the Hansen coefficients. Explicitly, the first are found to be:

$$\begin{aligned}
Y_1 &= 1 + \frac{3}{2} e_1^2 & ; & & Y_2 &= 1 + \frac{3}{4} e_1^2 & (C.1) \\
Y_3 &= 1 + 5 e_1^2 + \frac{15}{8} e_1^4 & ; & & Y_4 &= 1 + \frac{1}{2} e_1^2,
\end{aligned}$$

while the functions of the planetary eccentricity are given in Table C.1:

Table C.1. Planetary eccentricity functions

i	X_i	i	X_i
1	$1 + \frac{15}{2}e_2^2 + \frac{45}{8}e_2^4 + \frac{5}{16}e_2^6$	21	$1 + \frac{91}{23}e_2^2 + \frac{70}{23}e_2^4 + \frac{175}{368}e_2^6 + \frac{21}{2944}e_2^8$
2	$1 + 3e_2^2 + \frac{3}{8}e_2^4$	22	$1 + \frac{609}{127}e_2^2 + \frac{2345}{508}e_2^4 + \frac{1925}{2032}e_2^6 + \frac{329}{16256}e_2^8$
3	$1 + \frac{15}{4}e_2^2 + \frac{15}{8}e_2^4 + \frac{5}{64}e_2^6$	23	$1 + \frac{755}{22}e_2^2 + \frac{2205}{11}e_2^4 + \frac{28455}{88}e_2^6 + \frac{221025}{1408}e_2^8 + \frac{54873}{2816}e_2^{10} + \frac{1575}{5632}e_2^{12}$
4	$1 + \frac{3}{2}e_2^2 + \frac{1}{8}e_2^4$	24	$1 + \frac{242}{31}e_2^2 + \frac{3521}{248}e_2^4 + \frac{1827}{248}e_2^6 + \frac{3787}{3968}e_2^8 + \frac{7}{496}e_2^{10}$
5	$1 + 14e_2^2 + \frac{105}{4}e_2^4 + \frac{35}{4}e_2^6 + \frac{35}{128}e_2^8$	25	$1 + \frac{1379}{470}e_2^2 + \frac{721}{376}e_2^4 + \frac{215}{752}e_2^6 + \frac{7}{1504}e_2^8$
6	$1 + \frac{5}{2}e_2^2 + \frac{15}{16}e_2^4 + \frac{1}{32}e_2^6$	26	$1 + \frac{829}{36}e_2^2 + \frac{3515}{72}e_2^4 + \frac{3305}{192}e_2^6 + \frac{5}{9}e_2^8$
7	$1 + e_2^2 + \frac{1}{16}e_2^4$	27	$1 + \frac{25}{2}e_2^2 + \frac{85}{8}e_2^4 + \frac{5}{8}e_2^6$
8	$1 + 7e_2^2 + \frac{35}{4}e_2^4 + \frac{35}{16}e_2^6 + \frac{7}{128}e_2^8$	28	$1 + \frac{7707}{722}e_2^2 + \frac{90335}{5776}e_2^4 + \frac{49147}{11552}e_2^6 + \frac{1295}{11552}e_2^8$
9	$1 + \frac{15}{8}e_2^2 + \frac{9}{16}e_2^4 + \frac{1}{64}e_2^6$	29	$1 + \frac{35}{6}e_2^2 + \frac{55}{16}e_2^4 + \frac{5}{32}e_2^6$
10	$1 + \frac{3}{4}e_2^2 + \frac{3}{80}e_2^4$	30	$1 + \frac{91}{4}e_2^2 + \frac{385}{8}e_2^4 + \frac{1085}{64}e_2^6 + \frac{35}{64}e_2^8$
11	$1 + \frac{45}{2}e_2^2 + \frac{315}{4}e_2^4 + \frac{525}{8}e_2^6 + \frac{1575}{128}e_2^8$	31	$1 + \frac{1341}{37}e_2^2 + \frac{21147}{148}e_2^4 + \frac{74445}{592}e_2^6 + \frac{115227}{4736}e_2^8$
12	$1 + \frac{14}{3}e_2^2 + \frac{35}{8}e_2^4 + \frac{7}{8}e_2^6 + \frac{7}{384}e_2^8$	32	$1 + \frac{8911}{1304}e_2^2 + \frac{19887}{2608}e_2^4 + \frac{17605}{10432}e_2^6 + \frac{49}{1304}e_2^8$
13	$1 + \frac{3}{2}e_2^2 + \frac{3}{8}e_2^4 + \frac{1}{112}e_2^6$	33	$1 + \frac{15}{4}e_2^2 + \frac{27}{16}e_2^4 + \frac{1}{16}e_2^6$
14	$1 + \frac{3}{5}e_2^2 + \frac{1}{40}e_2^4$	34	$1 + \frac{21}{2}e_2^2 + \frac{245}{16}e_2^4 + \frac{133}{32}e_2^6 + \frac{7}{64}e_2^8$
15	$1 + \frac{31}{2}e_2^2 + \frac{255}{8}e_2^4 + \frac{185}{16}e_2^6 + \frac{25}{64}e_2^8$	35	$1 + \frac{1113}{64}e_2^2 + \frac{14455}{512}e_2^4 + \frac{8225}{1024}e_2^6 + \frac{889}{4096}e_2^8$
16	$1 + \frac{287}{38}e_2^2 + \frac{385}{38}e_2^4 + \frac{1645}{608}e_2^6 + \frac{175}{2432}e_2^8$	36	$1 + \frac{4431}{443}e_2^2 + \frac{6370}{443}e_2^4 + \frac{27475}{7088}e_2^6 + \frac{5761}{56704}e_2^8$
17	$1 + \frac{406}{17}e_2^2 + \frac{6013}{68}e_2^4 + \frac{5285}{68}e_2^6 + \frac{33355}{2176}e_2^8 + \frac{175}{544}e_2^{10}$	37	$1 + \frac{45}{4}e_2^2 + \frac{105}{4}e_2^4 + \frac{525}{32}e_2^6 + \frac{315}{128}e_2^8 + \frac{21}{512}e_2^{10}$
18	$1 + \frac{2373}{478}e_2^2 + \frac{18865}{3824}e_2^4 + \frac{7973}{7648}e_2^6 + \frac{175}{7648}e_2^8$	38	$1 + \frac{4114}{247}e_2^2 + \frac{89257}{1976}e_2^4 + \frac{60459}{1976}e_2^6 + \frac{152579}{31616}e_2^8 + \frac{329}{3952}e_2^{10}$
19	$1 + \frac{2277}{193}e_2^2 + \frac{22239}{772}e_2^4 + \frac{58065}{3088}e_2^6 + \frac{72639}{24704}e_2^8 + \frac{315}{6176}e_2^{10}$	39	$1 + \frac{1589}{318}e_2^2 + \frac{5719}{1272}e_2^4 + \frac{711}{848}e_2^6 + \frac{329}{20352}e_2^8$
20	$1 + \frac{679}{184}e_2^2 + \frac{1071}{368}e_2^4 + \frac{749}{1472}e_2^6 + \frac{7}{736}e_2^8$	40	$1 + \frac{11}{4}e_2^2 + e_2^4 + \frac{1}{32}e_2^6$

Acknowledgements. The authors are very grateful to M. Efroimsky for their helpful comments and suggestions. This research was funded by CONICET, SECYT/UNC, and FONCYT.

References

- Beutler, G. 2005, "Methods of Celestial Mechanics". Vol. I. Berlin: Springer.
- Demircan, O., & Kahraman, G. 1991, *Ap&SS*, 181, 313.
- Doyle, L. R., Carter, J. A., Fabrycky, D. C., et al. 2011, *Science*, 333, 1602.
- Dunhill, A. C., & Alexander, R. D. 2013, *MNRAS*, 435, 2328.
- Efroimsky, M. 2012, *ApJ*, 746, 150.
- Efroimsky, M. 2015, *AJ*, 150, 98.
- Ferraz-Mello, S., Rodríguez, A., & Hussmann, H. 2008, *Celestial Mechanics and Dynamical Astronomy*, 101, 171.
- Ferraz-Mello, S. 2013, *CeMDA*, 116, 109.
- Holman, M. J., & Wiegert, P. A. 1999, *AJ*, 117, 621.
- Hut, P. 1980, *A&A*, 92, 167.
- Kley, W., & Haghighipour, N. 2014, *A&A*, 564, A72.
- Kostov, V. B., McCullough, P. R., Carter, J. A., et al. 2014, *ApJ*, 784, 14.
- Kostov, V. B., Orosz, J. A., Welsh, W. F., et al. 2016, *ApJ*, 827, 86.
- Lainey, V. 2016, *Celestial Mechanics and Dynamical Astronomy*, 126, 145.
- Li, G., Holman, M. J., & Tao, M. 2016, *ApJ*, 831, 96.
- Lines, S., Leinhardt, Z. M., Paardekooper, S., Baruteau, C., & Thebault, P. 2014, *ApJ*, 782, L11.
- Mignard, F. 1979, *Moon and Planets*, 20, 301.
- Mignard, F. 1980, *Moon and Planets*, 23, 185.
- Mills, S. M., & Mazeh, T. 2017, *ApJ*, 839, L8.
- Moriwaki, K., & Nakagawa, Y. 2004, *ApJ*, 609, 1065.
- Orosz, J. A., Welsh, W. F., Carter, J. A., et al. 2012, *ApJ*, 758, 87.
- Orosz, J. A., Welsh, W. F., Carter, J. A., et al. 2012, *Science*, 337, 1511.
- Orosz, J. A., Welsh, W. F., Haghighipour, N., et al. 2019, *AJ*, 157, 174.
- Paardekooper, S.-J., Leinhardt, Z. M., Thébault, P., & Baruteau, C. 2012, *ApJ*, 754, L16.
- Quarles, B., Satyal, S., Kostov, V., et al. 2018, *ApJ*, 856, 150.
- Schwamb, M. E., Orosz, J. A., Carter, J. A., et al. 2013, *ApJ*, 768, 127.
- Thun, D. & Kley, W. 2018, *A&A*, 616, A47.
- Welsh, W. F., Orosz, J. A., Carter, J. A., et al. 2012, *Nature*, 481, 475.
- Welsh, W. F., Orosz, J. A., Short, D. R., et al. 2015, *ApJ*, 809, 26.
- Zoppetti, F. A., Beaugé, C., & Leiva, A. M. 2018, *MNRAS*, 477, 5301.
- Zoppetti, F. A., Beaugé, C., Leiva, A. M., et al. 2019, *Astronomy and Astrophysics*, 627, A109.
- Zoppetti, F. A., Beaugé, C., & Leiva, A. M. 2019, *Journal of Physics Conference Series*, 012029.