

Observation of $D^+ \rightarrow \eta\eta\pi^+$ and improved measurement of $D^{0(+)} \rightarrow \eta\pi^+\pi^{-}$ (0)

M. Ablikim¹, M. N. Achasov^{10,e}, P. Adlarson⁶³, S. Ahmed¹⁵, M. Albrecht⁴, M. Alekseev^{62A,62C}, A. Amoroso^{62A,62C}, Q. An^{59,47}, Anita²¹, Y. Bai⁴⁶, O. Bakina²⁸, R. Baldini Ferroli^{23A}, I. Balossino^{24A}, Y. Ban^{37,l}, K. Begzsuren²⁶, J. V. Bennett⁵, N. Berger²⁷, M. Bertani^{23A}, D. Bettoni^{24A}, F. Bianchi^{62A,62C}, J. Biernat⁶³, J. Bloms⁵⁶, I. Boyko²⁸, R. A. Briere⁵, H. Cai⁶⁴, X. Cai^{1,47}, A. Calcaterra^{23A}, G. F. Cao^{1,51}, N. Cao^{1,51}, S. A. Cetin^{50B}, J. Chai^{62C}, J. F. Chang^{1,47}, W. L. Chang^{1,51}, G. Chelkov^{28,c,d}, D. Y. Chen⁶, G. Chen¹, H. S. Chen^{1,51}, J. Chen¹⁶, M. L. Chen^{1,47}, S. J. Chen³⁵, X. R. Chen²⁵, Y. B. Chen^{1,47}, W. Cheng^{62C}, G. Cibinetto^{24A}, F. Cossio^{62C}, X. F. Cui³⁶, H. L. Dai^{1,47}, J. P. Dai^{41,i}, X. C. Dai^{1,51}, A. Dbeyssi¹⁵, D. Dedovich²⁸, Z. Y. Deng¹, A. Denig²⁷, I. Denysenko²⁸, M. Destefanis^{62A,62C}, F. De Mori^{62A,62C}, Y. Ding³³, C. Dong³⁶, J. Dong^{1,47}, L. Y. Dong^{1,51}, M. Y. Dong^{1,47,51}, Z. L. Dou³⁵, S. X. Du⁶⁷, J. Fang^{1,47}, S. S. Fang^{1,51}, Y. Fang¹, R. Farinelli^{24A,24B}, L. Fava^{62B,62C}, F. Feldbauer⁴, G. Felici^{23A}, C. Q. Feng^{59,47}, M. Fritsch⁴, C. D. Fu¹, Y. Fu¹, X. L. Gao^{59,47}, Y. Gao^{37,l}, Y. Gao⁶⁰, Y. G. Gao⁶, I. Garzia^{24A,24B}, E. M. Gersabeck⁵⁴, A. Gilman⁵⁵, K. Goetzen¹¹, L. Gong³⁶, W. X. Gong^{1,47}, W. Gradl²⁷, M. Greco^{62A,62C}, L. M. Gu³⁵, M. H. Gu^{1,47}, S. Gu², Y. T. Gu¹³, A. Q. Guo²², L. B. Guo³⁴, R. P. Guo³⁹, Y. P. Guo^{9,j}, Y. P. Guo²⁷, A. Guskov²⁸, S. Han⁶⁴, T. T. Han⁴⁰, X. Q. Hao¹⁶, F. A. Harris⁵², K. L. He^{1,51}, F. H. Heinsius⁴, T. Held⁴, Y. K. Heng^{1,47,51}, M. Himmelreich^{11,h}, T. Holtmann⁴, Y. R. Hou⁵¹, Z. L. Hou¹, H. M. Hu^{1,51}, J. F. Hu^{41,i}, T. Hu^{1,47,51}, Y. Hu¹, G. S. Huang^{59,47}, J. S. Huang¹⁶, X. T. Huang⁴⁰, X. Z. Huang³⁵, N. Huesken⁵⁶, T. Hussain⁶¹, W. Ikegami Andersson⁶³, W. Imoehl²², M. Irshad^{59,47}, S. Jaeger⁴, Q. Ji¹, Q. P. Ji¹⁶, X. B. Ji^{1,51}, X. L. Ji^{1,47}, H. B. Jiang⁴⁰, X. S. Jiang^{1,47,51}, X. Y. Jiang³⁶, J. B. Jiao⁴⁰, Z. Jiao¹⁸, D. P. Jin^{1,47,51}, S. Jin³⁵, Y. Jin⁵³, T. Johansson⁶³, N. Kalantar-Nayestanaki³⁰, X. S. Kang³³, R. Kappert³⁰, M. Kavatsyuk³⁰, B. C. Ke^{42,1}, I. K. Keshk⁴, A. Khokkaz⁵⁶, P. Kiese²⁷, R. Kiuchi¹, R. Kliemt¹¹, L. Koch²⁹, O. B. Kolcu^{50B,g}, B. Kopf⁴, M. Kuemmel⁴, M. Kuessner⁴, A. Kupsc⁶³, M. G. Kurth^{1,51}, W. Kühn²⁹, J. S. Lange²⁹, P. Larin¹⁵, L. Lavezzi^{62C}, H. Leithoff²⁷, T. Lenz²⁷, C. Li³⁸, C. H. Li³², Cheng Li^{59,47}, D. M. Li⁶⁷, F. Li^{1,47}, G. Li¹, H. B. Li^{1,51}, H. J. Li^{9,j}, J. C. Li¹, Ke Li¹, L. K. Li¹, Lei Li³, P. L. Li^{59,47}, P. R. Li³¹, S. Y. Li⁴⁹, W. D. Li^{1,51}, W. G. Li¹, X. H. Li^{59,47}, X. L. Li⁴⁰, X. N. Li^{1,47}, Z. B. Li⁴⁸, Z. Y. Li⁴⁸, H. Liang^{59,47}, H. Liang^{1,51}, Y. F. Liang⁴⁴, Y. T. Liang²⁵, G. R. Liao¹², L. Z. Liao^{1,51}, J. Libby²¹, C. X. Lin⁴⁸, D. X. Lin¹⁵, Y. J. Lin¹³, B. Liu^{41,i}, B. J. Liu¹, C. X. Liu¹, D. Liu^{59,47}, D. Y. Liu^{41,i}, F. H. Liu⁴³, Fang Liu¹, Feng Liu⁶, H. B. Liu¹³, H. M. Liu^{1,51}, Huanhuan Liu¹, Huihui Liu¹⁷, J. B. Liu^{59,47}, J. Y. Liu^{1,51}, K. Liu¹, K. Y. Liu³³, Ke Liu⁶, L. Liu^{59,47}, L. Y. Liu¹³, Q. Liu⁵¹, S. B. Liu^{59,47}, T. Liu^{1,51}, X. Liu³¹, X. Y. Liu^{1,51}, Y. B. Liu³⁶, Z. A. Liu^{1,47,51}, Z. Q. Liu⁴⁰, Y. F. Long^{37,l}, X. C. Lou^{1,47,51}, H. J. Lu¹⁸, J. D. Lu^{1,51}, J. G. Lu^{1,47}, Y. Lu¹, Y. P. Lu^{1,47}, C. L. Luo³⁴, M. X. Luo⁶⁶, P. W. Luo⁴⁸, T. Luo^{9,j}, X. L. Luo^{1,47}, S. Lusso^{62C}, X. R. Lyu⁵¹, F. C. Ma³³, H. L. Ma¹, L. L. Ma⁴⁰, M. M. Ma^{1,51}, Q. M. Ma¹, R. T. Ma⁵¹, X. N. Ma³⁶, X. X. Ma^{1,51}, X. Y. Ma^{1,47}, Y. M. Ma⁴⁰, F. E. Maas¹⁵, M. Maggiora^{62A,62C}, S. Maldaner²⁷, S. Malde⁵⁷, Q. A. Malik⁶¹, A. Mangoni^{23B}, Y. J. Mao^{37,l}, Z. P. Mao¹, S. Marcello^{62A,62C}, Z. X. Meng⁵³, J. G. Messchendorp³⁰, G. Mezzadri^{24A}, J. Min^{1,47}, T. J. Min³⁵, R. E. Mitchell²², X. H. Mo^{1,47,51}, Y. J. Mo⁶, C. Morales Morales¹⁵, N. Yu. Muchnoi^{10,e}, H. Muramatsu⁵⁵, A. Mustafa⁴, S. Nakhoul^{11,h}, Y. Nefedov²⁸, F. Nerling^{11,h}, I. B. Nikolaev^{10,e}, Z. Ning^{1,47}, S. Nisar^{8,k}, S. L. Olsen⁵¹, Q. Ouyang^{1,47,51}, S. Pacetti^{23B}, X. Pan⁴⁵, Y. Pan^{59,47}, M. Papenbrock⁶³, P. Patteri^{23A}, M. Pelizaeus⁴, H. P. Peng^{59,47}, K. Peters^{11,h}, J. Pettersson⁶³, J. L. Ping³⁴, R. G. Ping^{1,51}, A. Pitka⁴, R. Poling⁵⁵, V. Prasad^{59,47}, H. Qi^{59,47}, H. R. Qi⁴⁹, M. Qi³⁵, T. Y. Qi², S. Qian^{1,47}, C. F. Qiao⁵¹, X. P. Qin¹³, X. S. Qin⁴, Z. H. Qin^{1,47}, J. F. Qiu¹, S. Q. Qu³⁶, K. H. Rashid⁶¹, K. Ravindran²¹, C. F. Redmer²⁷, M. Richter⁴, A. Rivetti^{62C}, V. Rodin³⁰, M. Rolo^{62C}, G. Rong^{1,51}, Ch. Rosner¹⁵, M. Rump⁵⁶, A. Sarantsev^{28,f}, M. Savrié^{24B}, Y. Schelhaas²⁷, C. Schnier⁴, K. Schoenning⁶³, W. Shan¹⁹, X. Y. Shan^{59,47}, M. Shao^{59,47}, C. P. Shen², P. X. Shen³⁶, X. Y. Shen^{1,51}, H. Y. Sheng¹, X. Shi^{1,47}, X. D. Shi^{59,47}, J. J. Song⁴⁰, Q. Q. Song^{59,47}, X. Y. Song¹, Y. X. Song^{37,l}, S. Sosio^{62A,62C}, C. Sowa⁴, S. Spataro^{62A,62C}, F. F. Sui⁴⁰, G. X. Sun¹, J. F. Sun¹⁶, L. Sun⁶⁴, S. S. Sun^{1,51}, Y. J. Sun^{59,47}, Y. K. Sun^{59,47}, Y. Z. Sun¹, Z. J. Sun^{1,47}, Z. T. Sun¹, Y. X. Tan^{59,47}, C. J. Tang⁴⁴, G. Y. Tang¹, X. Tang¹, V. Thoren⁶³, B. Tsednee²⁶, I. Uman^{50D}, B. Wang¹, B. L. Wang⁵¹, C. W. Wang³⁵, D. Y. Wang^{37,l}, K. Wang^{1,47}, L. L. Wang¹, L. S. Wang¹, M. Wang⁴⁰, M. Z. Wang^{37,l}, Meng Wang^{1,51}, P. L. Wang¹, W. P. Wang^{59,47}, X. Wang^{37,l}, X. F. Wang³¹, X. L. Wang^{9,j}, Y. Wang⁴⁸, Y. Wang^{59,47}, Y. D. Wang¹⁵, Y. F. Wang^{1,47,51}, Y. Q. Wang¹, Z. Wang^{1,47}, Z. G. Wang^{1,47}, Z. Y. Wang¹, Ziyi Wang⁵¹, Zongyuan Wang^{1,51}, T. Weber⁴, D. H. Wei¹², P. Weidenkaff²⁷, F. Weidner⁵⁶, H. W. Wen^{34,a}, S. P. Wen¹, U. Wiedner⁴, G. Wilkinson⁵⁷, M. Wolke⁶³, L. Wollenberg⁴, L. H. Wu¹, L. J. Wu^{1,51}, Z. Wu^{1,47}, L. Xia^{59,47}, S. Y. Xiao¹, Y. J. Xiao^{1,51}, Z. J. Xiao³⁴, Y. G. Xie^{1,47}, Y. H. Xie⁶, T. Y. Xing^{1,51}, X. A. Xiong^{1,51}, G. F. Xu¹, J. J. Xu³⁵, Q. J. Xu¹⁴, W. Xu^{1,51}, X. P. Xu⁴⁵, F. Yan⁶⁰, L. Yan^{62A,62C}, L. Yan^{9,j}, W. B. Yan^{59,47}, W. C. Yan⁶⁷, H. J. Yang^{41,i}, H. X. Yang¹, L. Yang⁶⁴, R. X. Yang^{59,47}, S. L. Yang^{1,51}, Y. H. Yang³⁵, Y. X. Yang¹², Yifan Yang^{1,51}, Zhi Yang²⁵, M. Ye^{1,47}, M. H. Ye⁷,

J. H. Yin¹, Z. Y. You⁴⁸, B. X. Yu^{1,47,51}, C. X. Yu³⁶, J. S. Yu^{20,m}, T. Yu⁶⁰, C. Z. Yuan^{1,51}, X. Q. Yuan^{37,l}, Y. Yuan¹, C. X. Yue³², A. Yuncu^{50B,b}, A. A. Zafar⁶¹, Y. Zeng^{20,m}, B. X. Zhang¹, B. Y. Zhang^{1,47}, C. C. Zhang¹, D. H. Zhang¹, H. H. Zhang⁴⁸, H. Y. Zhang^{1,47}, J. L. Zhang⁶⁵, J. Q. Zhang⁴, J. W. Zhang^{1,47,51}, J. Y. Zhang¹, J. Z. Zhang^{1,51}, L. Zhang¹, Lei Zhang³⁵, S. F. Zhang³⁵, T. J. Zhang^{41,i}, X. Y. Zhang⁴⁰, Y. H. Zhang^{1,47}, Y. T. Zhang^{59,47}, Yan Zhang^{59,47}, Yao Zhang¹, Yi Zhang^{9,j}, Yu Zhang⁵¹, Z. H. Zhang⁶, Z. P. Zhang⁵⁹, Z. Y. Zhang⁶⁴, G. Zhao¹, J. Zhao³², J. W. Zhao^{1,47}, J. Y. Zhao^{1,51}, J. Z. Zhao^{1,47}, Lei Zhao^{59,47}, Ling Zhao¹, M. G. Zhao³⁶, Q. Zhao¹, S. J. Zhao⁶⁷, T. C. Zhao¹, Y. B. Zhao^{1,47}, Z. G. Zhao^{59,47}, A. Zhemchugov^{28,c}, B. Zheng⁶⁰, J. P. Zheng^{1,47}, Y. Zheng^{37,l}, Y. H. Zheng⁵¹, B. Zhong³⁴, L. Zhou^{1,47}, L. P. Zhou^{1,51}, Q. Zhou^{1,51}, X. Zhou⁶⁴, X. K. Zhou⁵¹, X. R. Zhou^{59,47}, A. N. Zhu^{1,51}, J. Zhu³⁶, K. Zhu¹, K. J. Zhu^{1,47,51}, S. H. Zhu⁵⁸, W. J. Zhu³⁶, X. L. Zhu⁴⁹, Y. C. Zhu^{59,47}, Y. S. Zhu^{1,51}, Z. A. Zhu^{1,51}, J. Zhuang^{1,47}, B. S. Zou¹, J. H. Zou¹

(BESIII Collaboration)

¹ *Institute of High Energy Physics, Beijing 100049, People's Republic of China*

² *Beihang University, Beijing 100191, People's Republic of China*

³ *Beijing Institute of Petrochemical Technology, Beijing 102617, People's Republic of China*

⁴ *Bochum Ruhr-University, D-44780 Bochum, Germany*

⁵ *Carnegie Mellon University, Pittsburgh, Pennsylvania 15213, USA*

⁶ *Central China Normal University, Wuhan 430079, People's Republic of China*

⁷ *China Center of Advanced Science and Technology, Beijing 100190, People's Republic of China*

⁸ *COMSATS University Islamabad, Lahore Campus, Defence Road, Off Raiwind Road, 54000 Lahore, Pakistan*

⁹ *Fudan University, Shanghai 200443, People's Republic of China*

¹⁰ *G.I. Budker Institute of Nuclear Physics SB RAS (BINP), Novosibirsk 630090, Russia*

¹¹ *GSI Helmholtzcentre for Heavy Ion Research GmbH, D-64291 Darmstadt, Germany*

¹² *Guangxi Normal University, Guilin 541004, People's Republic of China*

¹³ *Guangxi University, Nanning 530004, People's Republic of China*

¹⁴ *Hangzhou Normal University, Hangzhou 310036, People's Republic of China*

¹⁵ *Helmholtz Institute Mainz, Johann-Joachim-Becher-Weg 45, D-55099 Mainz, Germany*

¹⁶ *Henan Normal University, Xinxiang 453007, People's Republic of China*

¹⁷ *Henan University of Science and Technology, Luoyang 471003, People's Republic of China*

¹⁸ *Huangshan College, Huangshan 245000, People's Republic of China*

¹⁹ *Hunan Normal University, Changsha 410081, People's Republic of China*

²⁰ *Hunan University, Changsha 410082, People's Republic of China*

²¹ *Indian Institute of Technology Madras, Chennai 600036, India*

²² *Indiana University, Bloomington, Indiana 47405, USA*

²³ *(A)INFN Laboratori Nazionali di Frascati I-00044, Frascati, Italy; (B)INFN and University of Perugia, I-06100 Perugia, Italy*

²⁴ *(A)INFN Sezione di Ferrara, I-44122 Ferrara, Italy; (B)University of Ferrara, I-44122 Ferrara, Italy*

²⁵ *Institute of Modern Physics, Lanzhou 730000, People's Republic of China*

²⁶ *Institute of Physics and Technology, Peace Avenue. 54B, Ulaanbaatar 13330, Mongolia*

²⁷ *Johannes Gutenberg University of Mainz, Johann-Joachim-Becher-Weg 45, D-55099 Mainz, Germany*

²⁸ *Joint Institute for Nuclear Research, 141980 Dubna, Moscow region, Russia*

²⁹ *Justus-Liebig-Universität Giessen, II. Physikalisches Institut, Heinrich-Buff-Ring 16, D-35392 Giessen, Germany*

³⁰ *KVI-CART, University of Groningen, NL-9747 AA Groningen, Netherlands*

³¹ *Lanzhou University, Lanzhou 730000, People's Republic of China*

³² *Liaoning Normal University, Dalian 116029, People's Republic of China*

³³ *Liaoning University, Shenyang 110036, People's Republic of China*

³⁴ *Nanjing Normal University, Nanjing 210023, People's Republic of China*

³⁵ *Nanjing University, Nanjing 210093, People's Republic of China*

³⁶ *Nankai University, Tianjin 300071, People's Republic of China*

³⁷ *Peking University, Beijing 100871, People's Republic of China*

³⁸ *Qufu Normal University, Qufu 273165, People's Republic of China*

³⁹ *Shandong Normal University, Jinan 250014, People's Republic of China*

⁴⁰ *Shandong University, Jinan 250100, People's Republic of China*

⁴¹ *Shanghai Jiao Tong University, Shanghai 200240, People's Republic of China*

- ⁴² Shanxi Normal University, Linfen 041004, People's Republic of China
- ⁴³ Shanxi University, Taiyuan 030006, People's Republic of China
- ⁴⁴ Sichuan University, Chengdu 610064, People's Republic of China
- ⁴⁵ Soochow University, Suzhou 215006, People's Republic of China
- ⁴⁶ Southeast University, Nanjing 211100, People's Republic of China
- ⁴⁷ State Key Laboratory of Particle Detection and Electronics,
Beijing 100049, Hefei 230026, People's Republic of China
- ⁴⁸ Sun Yat-Sen University, Guangzhou 510275, People's Republic of China
- ⁴⁹ Tsinghua University, Beijing 100084, People's Republic of China
- ⁵⁰ (A)Ankara University, 06100 Tandogan, Ankara, Turkey; (B)Istanbul Bilgi University, 34060 Eyup, Istanbul, Turkey; (C)Uludag University, 16059 Bursa, Turkey; (D)Near East University, Nicosia, North Cyprus, Mersin 10, Turkey
- ⁵¹ University of Chinese Academy of Sciences, Beijing 100049, People's Republic of China
- ⁵² University of Hawaii, Honolulu, Hawaii 96822, USA
- ⁵³ University of Jinan, Jinan 250022, People's Republic of China
- ⁵⁴ University of Manchester, Oxford Road, Manchester, M13 9PL, United Kingdom
- ⁵⁵ University of Minnesota, Minneapolis, Minnesota 55455, USA
- ⁵⁶ University of Muenster, Wilhelm-Klemm-Street 9, 48149 Muenster, Germany
- ⁵⁷ University of Oxford, Keble Road, Oxford, UK OX13RH
- ⁵⁸ University of Science and Technology Liaoning, Anshan 114051, People's Republic of China
- ⁵⁹ University of Science and Technology of China, Hefei 230026, People's Republic of China
- ⁶⁰ University of South China, Hengyang 421001, People's Republic of China
- ⁶¹ University of the Punjab, Lahore 54590, Pakistan
- ⁶² (A)University of Turin, I-10125 Turin, Italy; (B)University of Eastern Piedmont, I-15121 Alessandria, Italy; (C)INFN, I-10125 Turin, Italy
- ⁶³ Uppsala University, Box 516, SE-75120 Uppsala, Sweden
- ⁶⁴ Wuhan University, Wuhan 430072, People's Republic of China
- ⁶⁵ Xinyang Normal University, Xinyang 464000, People's Republic of China
- ⁶⁶ Zhejiang University, Hangzhou 310027, People's Republic of China
- ⁶⁷ Zhengzhou University, Zhengzhou 450001, People's Republic of China
- ^a Also at Ankara University, 06100 Tandogan, Ankara, Turkey
- ^b Also at Bogazici University, 34342 Istanbul, Turkey
- ^c Also at the Moscow Institute of Physics and Technology, Moscow 141700, Russia
- ^d Also at the Functional Electronics Laboratory, Tomsk State University, Tomsk, 634050, Russia
- ^e Also at the Novosibirsk State University, Novosibirsk, 630090, Russia
- ^f Also at the NRC "Kurchatov Institute," PNPI, 188300 Gatchina, Russia
- ^g Also at Istanbul Arel University, 34295 Istanbul, Turkey
- ^h Also at Goethe University Frankfurt, 60323 Frankfurt am Main, Germany
- ⁱ Also at Key Laboratory for Particle Physics, Astrophysics and Cosmology, Ministry of Education; Shanghai Key Laboratory for Particle Physics and Cosmology; Institute of Nuclear and Particle Physics, Shanghai 200240, People's Republic of China
- ^j Also at Key Laboratory of Nuclear Physics and Ion-beam Application (MOE) and Institute of Modern Physics, Fudan University, Shanghai 200443, People's Republic of China
- ^k Also at Harvard University, Department of Physics, Cambridge, MA, 02138, USA
- ^l Also at State Key Laboratory of Nuclear Physics and Technology, Peking University, Beijing 100871, People's Republic of China
- ^m School of Physics and Electronics, Hunan University, Changsha 410082, China

Using an e^+e^- annihilation data sample corresponding to an integrated luminosity of 2.93 fb^{-1} collected at the center-of-mass energy of 3.773 GeV with the BESIII detector, we measure the absolute branching fractions of $D^+ \rightarrow \eta\eta\pi^+$, $D^+ \rightarrow \eta\pi^+\pi^0$, and $D^0 \rightarrow \eta\pi^+\pi^-$ to be $(2.96 \pm 0.24 \pm 0.10) \times 10^{-3}$, $(2.23 \pm 0.15 \pm 0.10) \times 10^{-3}$, and $(1.20 \pm 0.07 \pm 0.04) \times 10^{-3}$, respectively, where the first uncertainties are statistical and the second ones are systematic. The $D^+ \rightarrow \eta\eta\pi^+$ decay is observed for the first time, and the branching fractions of $D^{+(0)} \rightarrow \eta\pi^+\pi^{0(-)}$ are measured with

much improved precision. In addition we test for CP asymmetries in the separated charge-conjugate branching fractions; no evidence of CP violation is found.

PACS numbers: 13.20.Fc, 14.40.Lb

I. INTRODUCTION

The goal of the experimental studies of hadronic D meson decays is to explore strong and weak interaction effects. Various experiments have measured the branching fractions (BFs) of hadronic decays of D mesons [1]. However, measurements of singly Cabibbo-suppressed decays to final states containing one or more η mesons are still limited [1]. Recently, the BESIII Collaboration presented measurements of $D^0 \rightarrow \eta\pi^0\pi^0$ and $D^0 \rightarrow \eta\eta\pi^0$ [2]. The isospin-related decay modes $D^+ \rightarrow \eta\pi^+\pi^0$ and $D^0 \rightarrow \eta\pi^+\pi^-$ were measured with large uncertainties by the CLEO Collaboration [3], and there is no measurement for $D^+ \rightarrow \eta\eta\pi^+$. Improved measurements of $D^+ \rightarrow \eta\pi^+\pi^0$, $D^0 \rightarrow \eta\pi^+\pi^-$ and the search for $D^+ \rightarrow \eta\eta\pi^+$ will be useful to clarify the gaps between the inclusive and known exclusive $D \rightarrow \eta X$ decay rates. On the other hand, measurements of these decays provide important inputs for charm and B physics. For instance, these multibody hadronic D decays are crucial backgrounds in semitauconic decays of B mesons; thus, precision measurements of these hadronic decays are important for the test of lepton flavor universality [4].

This paper presents the first measurement of the BFs of $D^+ \rightarrow \eta\eta\pi^+$ and the improved measurements of $D^{+(0)} \rightarrow \eta\pi^+\pi^{0(-)}$ using an e^+e^- data sample of 2.93 fb^{-1} taken at the center-of-mass energy $\sqrt{s} = 3.773\text{ GeV}$ [5]. In order to search for CP violation in D decays [6, 7], the asymmetries of the BFs of the charge-conjugate decays, defined as $A_{CP} = \frac{\mathcal{B}(D \rightarrow f) - \mathcal{B}(\bar{D} \rightarrow \bar{f})}{\mathcal{B}(D \rightarrow f) + \mathcal{B}(\bar{D} \rightarrow \bar{f})}$, have also been measured for the first time. Throughout the paper, charge-conjugate modes are implied, except for the A_{CP} measurements.

II. BESIII DETECTOR AND MONTE CARLO SIMULATION

The BESIII detector is a magnetic spectrometer [8] located at the Beijing Electron Positron Collider (BEPCII) [9]. The cylindrical core of the BESIII detector consists of a helium-based multilayer drift chamber (MDC), a plastic scintillator time-of-flight system (TOF), and a CsI(Tl) electromagnetic calorimeter (EMC), which are all enclosed in a superconducting solenoidal magnet providing a 1.0 T magnetic field. The solenoid is supported by an octagonal flux-return yoke with resistive plate muon chambers interleaved with steel. The acceptance of charged particles and photons is 93% of the 4π solid angle. The charged-particle momentum resolution at 1 GeV/c is 0.5%, and the dE/dx resolution

is 6% for the electrons from Bhabha scattering. The EMC measures photon energies with a resolution of 2.5% (5%) at 1 GeV in the barrel (end cap) region. The time resolution of the TOF barrel part is 68 ps, while that of the end cap part is 110 ps.

Simulated samples produced with the GEANT4-based [10] Monte Carlo (MC) package which includes the geometric description of the BESIII detector and the detector response, are used to determine the detection efficiency and to estimate the backgrounds.

The MC sample used includes production of $D\bar{D}$ pairs with consideration of quantum coherence for all neutral D modes, the non- $D\bar{D}$ decays of the $\psi(3770)$, the initial state radiation (ISR) production of the J/ψ and $\psi(3686)$ states, and the continuum processes incorporated in KKMC [11]. The simulation includes the beam energy spread and ISR in the e^+e^- annihilations modeled with the generator KKMC [11].

The known decay modes of the D mesons and the charmonium states are modeled with EVTGEN [12] using BFs taken from the Particle Data Group [1], and the remaining unknown decays from the charmonium states with LUNDCHARM [13]. Final state radiation is incorporated with the PHOTOS package [14].

III. MEASUREMENT METHOD

Using e^+e^- annihilations at $\sqrt{s} = 3.773\text{ GeV}$, we produce $D\bar{D}$ pairs with no additional hadrons. Events where one \bar{D} meson is fully reconstructed are referred to as ‘‘single-tag’’ (ST) candidates. A correct tag guarantees the presence of the other D meson, and we search for the hadronic decays $D^{0(+)} \rightarrow \eta\pi^+\pi^{-(0)}$ and $D^+ \rightarrow \eta\eta\pi^+$ recoiling against a tagged \bar{D} meson. Events with both a tag and such a signal-mode candidate are referred to as ‘‘double-tag’’ events (DT). In this analysis, the tagged \bar{D}^0 mesons are reconstructed using three hadronic decay modes: $K^+\pi^-$, $K^+\pi^-\pi^0$, and $K^+\pi^-\pi^-\pi^+$, while the tagged D^- mesons are reconstructed using six hadronic decay modes: $K^+\pi^-\pi^-$, $K_S^0\pi^-$, $K^+\pi^-\pi^-\pi^0$, $K_S^0\pi^-\pi^0$, $K_S^0\pi^+\pi^-\pi^-$, and $K^+K^-\pi^-$. For a specific tag mode i , the yields of the tagged \bar{D} mesons (N_{ST}^i) and of the DT events (N_{DT}^i) are

$$N_{\text{ST}}^i = 2N_{D\bar{D}}\mathcal{B}_{\text{ST}}^i\epsilon_{\text{ST}}^i, \quad N_{\text{DT}}^i = 2N_{D\bar{D}}\mathcal{B}_{\text{ST}}^i\mathcal{B}_{\text{sig}}\epsilon_{\text{DT}}^i\mathcal{B}_{\text{sub}}, \quad (1)$$

where $N_{D\bar{D}}$ is the number of $D\bar{D}$ pairs, $\mathcal{B}_{\text{ST}}^i$ and \mathcal{B}_{sig} are the BFs of the \bar{D} tag decay mode i and the D signal decay mode, ϵ_{ST}^i is the efficiency for finding the tag candidate, and ϵ_{DT}^i is the efficiency for simultaneously finding the tag \bar{D} and the signal decay. Finally, \mathcal{B}_{sub} is the appropriate BF product of $\eta \rightarrow \gamma\gamma$ and $\pi^0 \rightarrow$

$\gamma\gamma$ in the signal decay; i.e., \mathcal{B}_{sub} is equal to $\mathcal{B}_{\eta \rightarrow \gamma\gamma}^2$, $\mathcal{B}_{\eta \rightarrow \gamma\gamma} \mathcal{B}_{\pi^0 \rightarrow \gamma\gamma}$, and $\mathcal{B}_{\eta \rightarrow \gamma\gamma}$ for $D^+ \rightarrow \eta\eta\pi^+$, $D^+ \rightarrow \eta\pi^+\pi^0$, and $D^0 \rightarrow \eta\pi^+\pi^-$, respectively. Combining the above equation, the BF for the signal decay is given by

$$\mathcal{B}_{\text{sig}} = \frac{N_{\text{DT}}}{N_{\text{ST}}\epsilon_{\text{sig}}\mathcal{B}_{\text{sub}}}, \quad (2)$$

where N_{ST} and N_{DT} are the total ST and DT yields and ϵ_{sig} is the average efficiency of reconstructing the signal decay (with a tag present), weighted by the measured yields of tag modes in data which is given by

$$\epsilon_{\text{sig}} = \frac{\sum_i N_{\text{ST}}^i \epsilon_{\text{DT}}^i / \epsilon_{\text{ST}}^i}{\sum_i N_{\text{ST}}^i}. \quad (3)$$

IV. EVENT SELECTION

The event selection criteria used in this work are the same as those used in Refs. [15–18]. All charged tracks are required to be within a polar-angle (θ) range of $|\cos\theta| < 0.93$. Except for those from K_S^0 decays, all tracks must originate from an interaction region defined by $V_{xy} < 1$ cm and $V_z < 10$ cm. Here, $V_{xy(z)}$ is the distance of the closest approach of the charged track to the interaction point perpendicular to (along) the beam.

Charged kaons and pions are identified with the information of the TOF and the dE/dx measured by the MDC. Confidence levels for pion and kaon hypotheses (CL_π and CL_K) are calculated. Kaon and pion candidates are required to satisfy $CL_K > CL_\pi$ and $CL_\pi > CL_K$, respectively.

The K_S^0 mesons are reconstructed in the decay $K_S^0 \rightarrow \pi^+\pi^-$. Two oppositely charged tracks are required to satisfy $V_z < 20$ cm, but without V_{xy} and particle identification (PID) requirements. The two tracks are constrained to originate from a common vertex, and their invariant mass is required to satisfy $|M_{\pi^+\pi^-} - M_{K_S^0}| < 12$ MeV/ c^2 , where $M_{K_S^0}$ is the nominal mass [1]. The vertex of the K_S^0 candidate is required to be more than two standard deviations of the vertex resolution away from the interaction point.

The π^0 and η mesons are reconstructed from their decay into two photons. Photon candidates are selected from the list of EMC showers. The shower time is required to be within 700 ns of the event start time. The shower energy is required to be greater than 25 (50) MeV if the crystal with the maximum energy deposit in that cluster is in the barrel (end cap) region [8]. The opening angle between the candidate shower and the nearest charged track must be greater than 10° . Photon pairs with an invariant mass in the interval $0.115 < M_{\gamma\gamma} < 0.150$ GeV/ c^2 ($0.515 < M_{\gamma\gamma} < 0.570$ GeV/ c^2) are accepted as π^0 (η) candidates. To improve resolution, a one-constraint kinematic fit is imposed on each selected photon pair, in which the $\gamma\gamma$ invariant mass is constrained to the π^0 or η nominal mass [1].

In the selection of the tagged candidates of $\bar{D}^0 \rightarrow K^+\pi^-$, backgrounds from cosmic rays and Bhabha events must be suppressed. First, the two charged tracks must have a TOF time difference less than 5 ns and they must not be consistent with being a muon pair or an electron-positron pair. Second, there must be at least one EMC shower with an energy larger than 50 MeV or at least one additional charged track detected in the MDC [19]. Also, for the $D^0 \rightarrow \eta\pi^+\pi^-$ candidate events, the invariant mass of the $\pi^+\pi^-$ combination is required to be outside the mass window of $|M_{\pi^+\pi^-} - M_{K_S^0}| < 30$ MeV/ c^2 to reject the backgrounds from the $D^0 \rightarrow K_S^0\eta$ decays.

The tagged \bar{D} (signal D) meson is identified by two variables, the energy difference

$$\Delta E_{\text{tag (sig)}} \equiv E_{\text{tag (sig)}} - E_{\text{beam}} \quad (4)$$

and the beam-constrained mass

$$M_{\text{BC}}^{\text{tag (sig)}} \equiv \sqrt{E_{\text{beam}}^2 - |\vec{p}_{\text{tag (sig)}}|^2}, \quad (5)$$

where the superscript tag (sig) represents the tagged \bar{D} candidate and signal D candidate, E_{beam} is the beam energy, and $\vec{p}_{\text{tag (sig)}}$ and $E_{\text{tag (sig)}}$ are the momentum and energy of the \bar{D} (D) candidate in the rest frame of e^+e^- system. For each tag (signal) mode, if there are multiple candidates in an event, only the one with the minimum $|\Delta E_{\text{tag (sig)}}|$ is kept. The tag side is required to satisfy $\Delta E_{\text{tag}} \in (-55, +40)$ MeV for the modes containing a π^0 in the final state and $\Delta E_{\text{tag}} \in (-25, +25)$ MeV for the other modes. The signal side is required to satisfy $\Delta E_{\text{sig}} \in (-42, +40)$, $(-68, +52)$, and $(-40, +38)$ MeV for $D^+ \rightarrow \eta\eta\pi^+$, $D^+ \rightarrow \eta\pi^+\pi^0$, and $D^0 \rightarrow \eta\pi^+\pi^-$, respectively.

V. SINGLE-TAG AND DOUBLE-TAG YIELDS

The ST yields are obtained from maximum likelihood fits to the $M_{\text{BC}}^{\text{tag}}$ distributions of the accepted tagged \bar{D} candidates in data, as shown in Fig. 1. In the fits, the \bar{D} signal is modeled by an MC-simulated shape via a RooHistPdf class in ROOT [20] convolved with a double Gaussian function describing the resolution difference between data and MC simulation. The combinatorial background shape is described by the ARGUS function [21]. The ST yields and the ST efficiencies are summarized in Table I. The total ST yields (N_{ST}) are 1558195 ± 2113 for D^- and 2386575 ± 1928 for \bar{D}^0 , where the uncertainties are statistical. These yields are slightly different from those reported in Refs. [15–17], due to the lack of M_{BC} window requirements.

Figure 2 illustrates the distribution of $M_{\text{BC}}^{\text{tag}}$ vs. $M_{\text{BC}}^{\text{sig}}$ for DT candidate events. Signal events concentrate around $M_{\text{BC}}^{\text{tag}} = M_{\text{BC}}^{\text{sig}} = M_D$, where M_D is the nominal D mass [1]. Background events are divided into three categories. The first one, BKGI, is from events with correctly reconstructed D (\bar{D}) and incorrectly

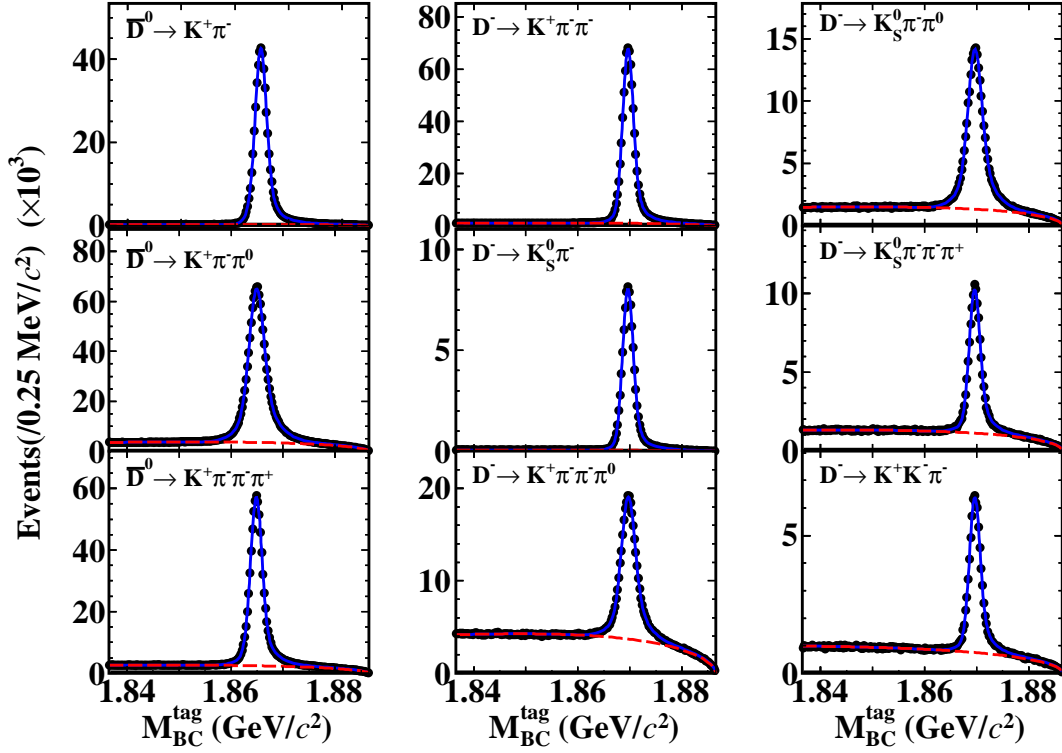


FIG. 1: Fits to the M_{BC} distributions of the \bar{D}^0 (left column) and D^- (middle and right columns) tagging decay modes. Data are shown as dots with error bars. The blue solid and red dashed curves are the fit results and the fitted backgrounds, respectively.

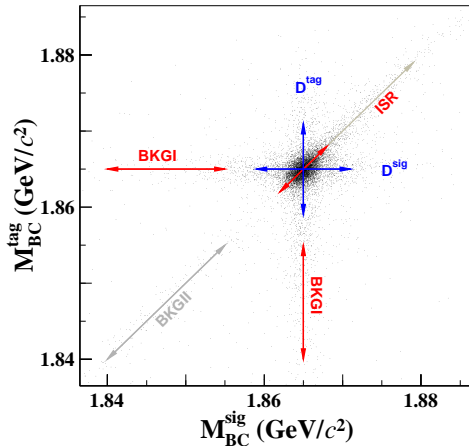


FIG. 2: Illustration of the distributions of M_{BC}^{tag} vs. M_{BC}^{sig} of the accepted DT hadronic $D\bar{D}$ candidate events.

reconstructed \bar{D} (D), which are spread along the lines where either M_{BC}^{tag} or M_{BC}^{sig} equals M_D . The second one, BKGII, is from events spread along the diagonal, which are mainly from the $e^+e^- \rightarrow q\bar{q}$ processes. The third

one, BKGIII, comes from events with both D and \bar{D} reconstructed incorrectly which spread out the full plot.

TABLE I: Summary of the ST yields (N_{ST}^i) and the ST efficiencies (ϵ_{ST}^i) in data, where the uncertainties are statistical. The efficiencies do not include the BF's for $K_S^0 \rightarrow \pi^+\pi^-$ and $\pi^0 \rightarrow \gamma\gamma$.

Tag mode	N_{ST}^i	ϵ_{ST}^i (%)
$K^+\pi^-$	527193 ± 761	65.60 ± 0.09
$K^+\pi^-\pi^0$	1138068 ± 1373	37.69 ± 0.04
$K^+\pi^-\pi^-\pi^+$	721314 ± 1120	38.98 ± 0.06
$K^+\pi^-\pi^-$	798935 ± 1011	51.90 ± 0.08
$K_S^0\pi^-$	93308 ± 329	51.80 ± 0.17
$K^+\pi^-\pi^-\pi^0$	258044 ± 1036	26.92 ± 0.09
$K_S^0\pi^-\pi^0$	221792 ± 1274	28.27 ± 0.10
$K_S^0\pi^-\pi^-\pi^+$	115532 ± 645	28.60 ± 0.14
$K^+K^-\pi^-$	70548 ± 470	42.13 ± 0.25

To extract the DT yield in data, a two-dimensional (2D) unbinned maximum likelihood fit [22] on this distribution is performed. In the fit, the probability density functions (PDFs) of the four components mentioned above are constructed as

- signal: $a(M_{\text{BC}}^{\text{sig}}, M_{\text{BC}}^{\text{tag}})$,
- BKGI: $b(M_{\text{BC}}^{\text{sig}}) \cdot c(M_{\text{BC}}^{\text{tag}}; E_{\text{beam}}, \xi_{M_{\text{BC}}^{\text{tag}}}, \frac{1}{2}) + b(M_{\text{BC}}^{\text{tag}}) \cdot c(M_{\text{BC}}^{\text{sig}}; E_{\text{beam}}, \xi_{M_{\text{BC}}^{\text{sig}}}, \frac{1}{2})$,
- BKGII: $c((M_{\text{BC}}^{\text{sig}} + M_{\text{BC}}^{\text{tag}})/\sqrt{2}; \sqrt{2}E_{\text{beam}}, \xi, \frac{1}{2}) \cdot (Gg((M_{\text{BC}}^{\text{sig}} - M_{\text{BC}}^{\text{tag}})/\sqrt{2}; 0, \sigma_1) + (1-G)g((M_{\text{BC}}^{\text{sig}} - M_{\text{BC}}^{\text{tag}})/\sqrt{2}; 0, \sigma_2))$,
- BKGIII: $c(M_{\text{BC}}^{\text{sig}}; E_{\text{beam}}, \xi_{M_{\text{BC}}^{\text{sig}}}, \frac{1}{2}) \cdot c(M_{\text{BC}}^{\text{tag}}; E_{\text{beam}}, \xi_{M_{\text{BC}}^{\text{tag}}}, \frac{1}{2})$,

where $g(x; 0, \sigma)$ denotes a Gaussian function with mean of zero and standard deviation of σ , $c(x; E_{\text{beam}}, \xi, \frac{1}{2})$ is an ARGUS function defined as $Ax(1 - \frac{x^2}{E_{\text{beam}}^2})^{\frac{1}{2}} \cdot e^{-\xi(1 - \frac{x^2}{E_{\text{beam}}^2})}$. Here, A is a normalization constant (independent for the ARGUS functions in the $M_{\text{BC}}^{\text{sig}}$ and $M_{\text{BC}}^{\text{tag}}$ directions), E_{beam} is the end point which is fixed at 1.8865 GeV, and G is the fraction of two Gaussians. The PDFs of signal $a(M_{\text{BC}}^{\text{sig}}, M_{\text{BC}}^{\text{tag}})$, $b(M_{\text{BC}}^{\text{sig}})$, and $b(M_{\text{BC}}^{\text{tag}})$ are described by the corresponding MC-simulated shapes, with the kernel-estimation method [23] via a RooNDKeysPdf class in ROOT [24]. Other parameters are left free.

There are some peaking backgrounds in $M_{\text{BC}}^{\text{tag}}$ vs. $M_{\text{BC}}^{\text{sig}}$ distribution to consider. For the decay $D^+ \rightarrow \eta\eta\pi^+$, the peaking backgrounds are from a correct tag with an incorrect signal ($D^+ \rightarrow \pi^+\pi^0\pi^0$). For the decay $D^+ \rightarrow \eta\pi^0\pi^+$, the peaking backgrounds are from a correct tag with an incorrect signal [$D^+ \rightarrow K_L^0(K_S^0)\pi^+\pi^0$, $K_S^0 \rightarrow \pi^0\pi^0$, or $D^+ \rightarrow \pi^+\pi^0\pi^0$]. For these peaking backgrounds, the shapes are modeled based on MC simulation and the normalizations are fixed according to the corresponding BFs in PDG [1].

Figure 3 shows the $M_{\text{BC}}^{\text{tag}}$ and $M_{\text{BC}}^{\text{sig}}$ projections of the 2D fits to data. From these 2D fits, we obtain the DT yields for individual signal decays (N_{DT}) in the fitted $M_{\text{BC}}^{\text{tag(sig)}}$ region (1.8365, 1.8865) GeV/ c^2 , as shown in the second column of Table II. For each signal decay mode, the statistical significance is calculated according to $\sqrt{-2\ln(\mathcal{L}_0/\mathcal{L}_{\text{max}})}$, where \mathcal{L}_{max} is the maximal likelihood of the nominal fit and \mathcal{L}_0 is the likelihood of the corresponding fit without the signal component. The statistical significance for the three signal decays are all found to be greater than 10σ .

VI. BRANCHING FRACTIONS

To ensure the reliability of signal efficiency, we have examined the $M_{\eta P}$, $M_{\eta\pi^+}$, and $M_{P\pi^+}$ distributions of $D \rightarrow \eta P\pi^+$ candidate events after requiring $|M_{\text{BC}}^{\text{sig}} - M_D| < 0.006$ GeV/ c^2 . Here, P denotes the daughter particles of η , π^0 , and π^- for $D^+ \rightarrow \eta\eta\pi^+$, $D^+ \rightarrow \eta\pi^+\pi^0$, and $D^0 \rightarrow \eta\pi^+\pi^-$ decays, respectively. Figure 4 shows the Dalitz plots of three signal decay modes in data, and there are no significant $\rho^{0,\pm}$ and $a_0(980)^{0,\pm}$ signals in these Dalitz plots. However, due to some possible resonances, the phase-space MC distributions

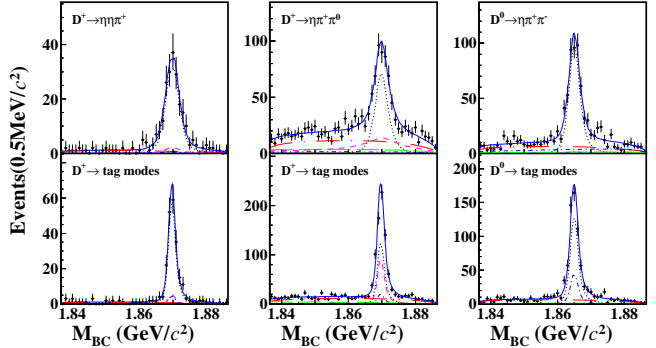


FIG. 3: The projections on $M_{\text{BC}}^{\text{tag}}$ (bottom) and $M_{\text{BC}}^{\text{sig}}$ (top) of the 2D fits to the DT candidate events for $D^+ \rightarrow \eta\eta\pi^+$ (left), $D^+ \rightarrow \eta\pi^0\pi^+$ (middle), and $D^0 \rightarrow \eta\pi^+\pi^-$ (right). Data are shown as dots with error bars. The blue solid, black dotted, blue dot-dashed, red dot-long-dashed, green long-dashed, and pink dashed curves denote the overall fit results, signal, BKGI, BKGII, BKGIII, and peaking background components (see the text), respectively.

of $M_{\eta P}$, $M_{\eta\pi^+}$, and $M_{P\pi^+}$ do not agree well with the data distributions. To solve this problem, the MC generator is modified to produce the correct invariant mass distributions according to the Dalitz plots in data. In the Dalitz plot, the background component is modeled by the inclusive MC simulation, while the signal components generated according to an efficiency-corrected MC simulation. These modified MC samples are in good agreement with the data distributions and are therefore used to determine the averaged efficiencies of the signal decays (ϵ_{sig}), which are summarized in Table II.

The absolute BF of the signal decays obtained according to Eq. (2), are summarized in Table II.

The BF of $D \rightarrow f$ and $\bar{D} \rightarrow \bar{f}$ are also measured separately for each final state f . The asymmetry of the BF of the D and \bar{D} decays is determined by $A_{CP} = \frac{\mathcal{B}(D \rightarrow f) - \mathcal{B}(\bar{D} \rightarrow \bar{f})}{\mathcal{B}(D \rightarrow f) + \mathcal{B}(\bar{D} \rightarrow \bar{f})}$. The ST yields (N_{ST}), the DT yields (N_{DT}), the signal efficiencies (ϵ_{sig}), and the obtained BF (\mathcal{B}_{sig}) for D and \bar{D} decays, as well as the determined A_{CP} values are summarized in Table III.

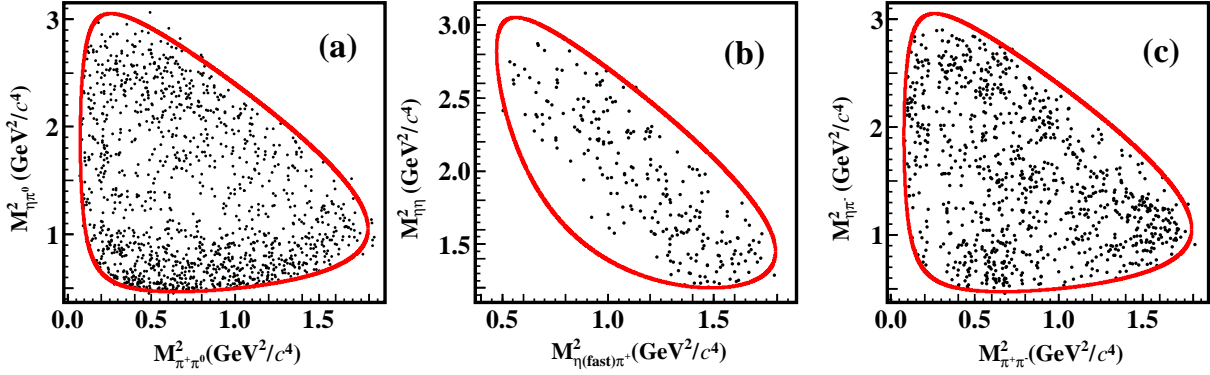


FIG. 4: Dalitz plots of (a) $M_{\pi^+\pi^0}^2$ vs. $M_{\eta\pi^0}^2$ for $D^+ \rightarrow \eta\pi^+\pi^0$, (b) $M_{\eta(\text{fast})\pi^+}^2$ vs. $M_{\eta\eta}^2$ for $D^+ \rightarrow \eta\eta\pi^+$, and (c) $M_{\pi^+\pi^-}^2$ vs. $M_{\eta\pi^-}^2$ for $D^0 \rightarrow \eta\pi^+\pi^-$ in data. In these figures, all selection criteria have been imposed and the $M_{\text{BC}}^{\text{tag}(\text{sig})}$ is required to be within 6 MeV/ c^2 of the nominal D mass [1]. The red curves show the kinematically allowed regions.

TABLE II: The DT yields in data (N_{DT}), signal efficiencies (ϵ_{sig}), obtained BFs (\mathcal{B}_{sig}), and the corresponding BFs ($\mathcal{B}_{\text{CLEO}}$) measured by CLEO [3]. The efficiencies do not include the BFs of $\eta \rightarrow \gamma\gamma$ and $\pi^0 \rightarrow \gamma\gamma$. The uncertainties in N_{DT} and ϵ_{sig} are statistical. The first and second uncertainties of \mathcal{B}_{sig} and $\mathcal{B}_{\text{CLEO}}$ are statistical and systematic, respectively.

Decay mode	N_{DT}	ϵ_{sig} (%)	$\mathcal{B}_{\text{sig}} (\times 10^{-3})$	$\mathcal{B}_{\text{CLEO}} (\times 10^{-3})$
$D^+ \rightarrow \eta\eta\pi^+$	179 ± 15	24.96 ± 0.12	$2.96 \pm 0.24 \pm 0.10$	N/A
$D^+ \rightarrow \eta\pi^+\pi^0$	381 ± 26	28.11 ± 0.13	$2.23 \pm 0.15 \pm 0.10$	$1.38 \pm 0.31 \pm 0.16$
$D^0 \rightarrow \eta\pi^+\pi^-$	450 ± 25	39.98 ± 0.17	$1.20 \pm 0.07 \pm 0.04$	$1.09 \pm 0.13 \pm 0.09$

TABLE III: Summary of the ST yields (N_{ST}), the signal yields (N_{DT}), and the signal efficiencies (ϵ_{sig}) used to determine the BFs (\mathcal{B}_{sig}) and CP asymmetries (A_{CP}) for $D \rightarrow \text{sig}$ and $\bar{D} \rightarrow \text{sig}$. For A_{CP} , the first and second uncertainties are statistical and systematic, respectively. The uncertainties for other values are only statistical.

	$D^- \rightarrow \eta\eta\pi^-$	$D^- \rightarrow \eta\pi^-\pi^0$	$\bar{D}^0 \rightarrow \eta\pi^+\pi^-$
N_{ST}	777280 ± 1466	777280 ± 1466	1188894 ± 1329
N_{DT}	81 ± 10	202 ± 19	245 ± 18
ϵ_{sig} (%)	25.08 ± 0.17	28.13 ± 0.18	39.94 ± 0.24
$\mathcal{B} (\times 10^{-3})$	2.69 ± 0.34	2.37 ± 0.22	1.31 ± 0.09
	$D^+ \rightarrow \eta\eta\pi^+$	$D^+ \rightarrow \eta\pi^+\pi^0$	$D^0 \rightarrow \eta\pi^+\pi^-$
N_{ST}	782704 ± 1491	782704 ± 1491	1197025 ± 1374
N_{DT}	96 ± 11	182 ± 17	204 ± 17
ϵ_{sig} (%)	25.03 ± 0.17	28.21 ± 0.18	40.07 ± 0.23
$\mathcal{B} (\times 10^{-3})$	3.16 ± 0.35	2.11 ± 0.20	1.08 ± 0.09
A_{CP} (%)	$8.0 \pm 8.3 \pm 1.9$	$-5.8 \pm 6.6 \pm 1.8$	$-9.6 \pm 5.4 \pm 1.8$

VII. SYSTEMATIC UNCERTAINTIES

With the DT method, most of uncertainties related to the tagged \bar{D} are canceled. A summary of the systematic uncertainties in the BF measurements is given in Table IV and is discussed below.

- **ST yields:** The uncertainties in the total ST yields come from the fits to the M_{BC} spectra of the tagged \bar{D}^0 and D^- candidates. They have been previously estimated to be 0.5% for both neutral and charged D in Refs. [15–17].

- **Tracking (PID) of π^\pm :** The tracking (PID) efficiencies of π^\pm are investigated with DT $D\bar{D}$ hadronic events by using a partial reconstruction technique. The systematic uncertainty for each charged particle due to tracking (PID) is estimated to be 0.5% (0.5%).
- **$\pi^0(\eta)$ reconstruction:** The efficiency of π^0 reconstruction is studied with the DT $D\bar{D}$ hadronic decays $D^0 \rightarrow K^-\pi^+$, $K^-\pi^+\pi^+\pi^-$ vs. $\bar{D}^0 \rightarrow K^+\pi^-\pi^0$, $K_S^0\pi^0$ [15, 16]. A small data-MC difference in the π^0 reconstruction efficiency is found. The momentum weighted data-MC difference in π^0 reconstruction efficiencies is found to be $(-0.5 \pm 1.0)\%$, where the uncertainty is statistical. After correcting the MC efficiencies by the momentum weighted data-MC difference in π^0 reconstruction efficiency, the systematic uncertainty due to π^0 reconstruction is assigned as 1.0% per π^0 . The systematic uncertainty due to η reconstruction is assumed to be the same as π^0 reconstruction and fully correlated.

- **2D yield fits:** The systematic uncertainty due to the 2D fits of the $M_{\text{BC}}^{\text{tag}}$ vs. $M_{\text{BC}}^{\text{sig}}$ distributions is evaluated by repeating the measurements with an alternative fit range of (1.8300, 1.8865) GeV/ c^2 , an alternative signal shape with different MC matching requirements, alternative end points of the ARGUS function, $E_{\text{beam}} \pm 0.2$ MeV/ c^2 , and with the quoted BFs of peaking backgrounds varied

by $\pm 1\sigma$. The total systematic uncertainties are assigned based on the changes of the BF's from each of these sources summed in quadrature, yielding 1.0%, 2.1%, and 0.8% for $D^+ \rightarrow \eta\eta\pi^+$, $D^+ \rightarrow \eta\pi^+\pi^0$, and $D^0 \rightarrow \eta\pi^+\pi^-$, respectively.

- **ΔE_{sig} requirement:** The systematic uncertainties due to the ΔE_{sig} requirement are assigned by comparing the DT efficiencies with and without smearing by the data-MC difference of the ΔE_{sig} resolution for the signal MC events. Here, the ΔE_{sig} resolution differences are obtained by using larger DT samples of $D^0 \rightarrow K^-\pi^+\eta$, $D^0 \rightarrow K_S^0\eta$, and $D^+ \rightarrow \pi^+\pi^0\pi^0$ with the same tags. The maximum change of the DT efficiency is taken to be the systematic uncertainties, which is 0.3% for $D^+ \rightarrow \eta\eta\pi^+$, $D^+ \rightarrow \eta\pi^+\pi^0$, and $D^0 \rightarrow \eta\pi^+\pi^-$.
- **Modified MC generator:** The differences between the signal efficiencies obtained with the PHSP MC and modified MC models are only 1.5%, 1.2%, and 0.5% for $D^+ \rightarrow \eta\eta\pi^+$, $D^+ \rightarrow \eta\pi^0\pi^+$, and $D^0 \rightarrow \eta\pi^-\pi^+$, respectively. No large uncertainty in the modified MC generator is foreseen. Since the systematic uncertainties arising from the π^\pm tracking and PID efficiencies as well as the η and π^0 reconstruction efficiencies have been taken into account as independent sources, the systematic uncertainty in the modified MC generator is studied with an alternative input Dalitz plot obtained by varying the MC-simulated background sizes. The largest changes of the detection efficiencies, 2.1%, 3.3%, and 1.8% for $D^+ \rightarrow \eta\eta\pi^+$, $D^+ \rightarrow \eta\pi^+\pi^0$, and $D^0 \rightarrow \eta\pi^+\pi^-$ are taken as the systematic uncertainties.
- **MC statistics:** The uncertainties due to the limited MC statistics are 0.5%, 0.5%, and 0.4% for $D^+ \rightarrow \eta\eta\pi^+$, $D^+ \rightarrow \eta\pi^+\pi^0$, and $D^0 \rightarrow \eta\pi^+\pi^-$, respectively.
- **K_S^0 rejection:** The efficiency uncertainty from K_S^0 rejection is estimated by using an alternative rejection window of ± 40 MeV/ c^2 around the K_S^0 nominal mass. The change in the BF, 1.4%, is assigned as the systematic uncertainty for $D^0 \rightarrow \eta\pi^+\pi^-$.
- **Quoted BF's:** The uncertainties of the quoted BF's of $\eta \rightarrow \gamma\gamma$ and $\pi^0 \rightarrow \gamma\gamma$ [1] are 0.5% and 0.03%, respectively. The associated systematic uncertainties are 1.0%, 0.5%, and 0.5% for $D^+ \rightarrow \eta\eta\pi^+$, $D^+ \rightarrow \eta\pi^+\pi^0$, and $D^0 \rightarrow \eta\pi^+\pi^-$, respectively.
- **Asymmetry of $CP\pm$ components:** The measurement of the BF of $D^0 \rightarrow \eta\pi^+\pi^-$ is affected by $CP\pm$ eigenstate components in the $D^0 \rightarrow \eta\pi^+\pi^-$ decay. The asymmetry of $CP+$ and $CP-$ components in this decay is examined by the $CP+$

tag of $D^0 \rightarrow K^+K^-$ and the $CP-$ tag of $D^0 \rightarrow K_S^0\pi^0$. Combined with the strong-phase factors of the flavor tags $\bar{D}^0 \rightarrow K^-\pi^+$, $\bar{D}^0 \rightarrow K^-\pi^+\pi^0$, and $\bar{D}^0 \rightarrow K^-\pi^+\pi^+\pi^-$ [1, 25, 26], the impact on the BF of $D^0 \rightarrow \eta\pi^+\pi^-$ is found to be $(1.0\pm 0.9)\%$ with the same method described in Ref. [27]. After correcting the BF of $D^0 \rightarrow \eta\pi^+\pi^-$ by this factor, 0.9% is assigned as an associated uncertainty.

The total systematic uncertainty obtained by adding the above contributions in quadrature is 3.4%, 4.5%, and 3.2% for $D^+ \rightarrow \eta\eta\pi^+$, $D^+ \rightarrow \eta\pi^+\pi^0$, and $D^0 \rightarrow \eta\pi^+\pi^-$, respectively.

TABLE IV: Relative systematic uncertainties (in %) in the BF measurements.

Source	$\eta\eta\pi^+$	$\eta\pi^+\pi^0$	$\eta\pi^+\pi^-$
ST yield	0.5	0.5	0.5
Tracking of π^\pm	0.5	0.5	1.0
PID of π^\pm	0.5	0.5	1.0
π^0 (η) reconstruction	2.0	2.0	1.0
2D fit on $M_{\text{BC}}^{\text{tag}}$ vs. $M_{\text{BC}}^{\text{sig}}$	1.0	2.1	0.8
ΔE_{sig} requirement	0.3	0.3	0.3
Modified MC generator	2.1	3.3	1.8
MC statistics	0.5	0.5	0.4
K_S^0 rejection	–	–	1.4
Quoted BF's	1.0	0.5	0.5
Asymmetry of $CP\pm$ components	–	–	0.9
Total	3.4	4.5	3.2

In the determinations of A_{CP} , the uncertainties of π^0 and η reconstruction, quoted BF's, MC modeling, measurement method for each decay, $\pi^+\pi^-$ tracking and PID as well as strong phase for $D^0(\bar{D}^0) \rightarrow \eta\pi^+\pi^-$ are assumed to cancel, while for $D^{+/-} \rightarrow \eta\pi^{+/-}\pi^0$ and $\eta\eta\pi^{+/-}$ decays, the uncertainties of $\pi^{+/-}$ tracking and PID are assumed to be uncanceled. The remaining systematic uncertainties have been estimated separately with the same methods mentioned above. With current statistics, no evidence of CP violation is found.

VIII. CONCLUSIONS

With a data sample corresponding to an integrated luminosity of 2.93 fb^{-1} taken at $\sqrt{s} = 3.773 \text{ GeV}$ with the BESIII detector, we measure the absolute BF's of the singly Cabibbo-suppressed decays $D^+ \rightarrow \eta\eta\pi^+$, $D^+ \rightarrow \eta\pi^+\pi^0$, and $D^0 \rightarrow \eta\pi^+\pi^-$. The BF of $D^+ \rightarrow \eta\eta\pi^+$ is measured for the first time. The BF's of $D^+ \rightarrow \eta\pi^+\pi^0$ and $D^0 \rightarrow \eta\pi^+\pi^-$ are consistent with the CLEO-c's results [3] within 2.2σ and 0.6σ , respectively. The asymmetries of the BF's of D and \bar{D} decays in the three channels have also been examined, and no evidence of CP violation is found. In the near future, amplitude analyses of these three decays with larger data samples at BESIII and Belle II will offer the opportunity to explore two-body decays $D \rightarrow \rho\eta$, $a_0(980)\pi$, and $a_0(980)\eta$.

IX. ACKNOWLEDGEMENTS

The BESIII Collaboration thanks the staff of BEPCII and the IHEP computing center for their strong support. This work is supported in part by National Key Basic Research Program of China under Contract No. 2015CB856700; National Natural Science Foundation of China (NSFC) under Contracts Nos. 11775230, 11475123, 11625523, 11635010, 11735014, 11822506, 11835012, 11935015, 11935016, 11935018, 11961141012; the Chinese Academy of Sciences (CAS) Large-Scale Scientific Facility Program; Joint Large-Scale Scientific Facility Funds of the NSFC and CAS under Contracts Nos. U1532101, U1732263, U1832207, U1932102; CAS Key Research Program of Frontier Sciences

under Contracts Nos. QYZDJ-SSW-SLH003, QYZDJ-SSW-SLH040; 100 Talents Program of CAS; INPAC and Shanghai Key Laboratory for Particle Physics and Cosmology; ERC under Contract No. 758462; German Research Foundation DFG under Contracts Nos. Collaborative Research Center CRC 1044, FOR 2359; Istituto Nazionale di Fisica Nucleare, Italy; Ministry of Development of Turkey under Contract No. DPT2006K-120470; National Science and Technology fund; STFC (United Kingdom); The Knut and Alice Wallenberg Foundation (Sweden) under Contract No. 2016.0157; The Royal Society, UK under Contracts Nos. DH140054, DH160214; The Swedish Research Council; U. S. Department of Energy under Contracts Nos. DE-FG02-05ER41374, DE-SC-0012069.

-
- [1] M. Tanabashi *et al.* (Particle Data Group), Phys. Rev. D **98**, 030001 (2018).
- [2] M. Ablikim *et al.* (BESIII Collaboration), Phys. Lett. B **781**, 368 (2018).
- [3] M. Artuso *et al.* (CLEO Collaboration), Phys. Rev. D **77**, 092003 (2008).
- [4] R. Aaij *et al.* (LHCb Collaboration), Report No. LHCb-PUB-2016-025.
- [5] M. Ablikim *et al.* (BESIII Collaboration), Chin. Phys. C **37**, 123001 (2013); Phys. Lett. B **753**, 629 (2016).
- [6] H. N. Li, C. D. Lü, and F. S. Yu, Phys. Rev. D **86**, 036012 (2012).
- [7] H. Y. Cheng and C. W. Chiang, Phys. Rev. D **86**, 014014 (2012).
- [8] M. Ablikim *et al.* (BESIII Collaboration), Nucl. Instrum. Methods A **614**, 345 (2010).
- [9] C. H. Yu *et al.*, Proceedings of IPAC2016, Busan, Korea, 2016, (JACoW, Geneva, Switzerland, 2016).
- [10] S. Agostinelli *et al.* (GEANT4 Collaboration), Nucl. Instrum. Methods Phys. Res. Sect. A **506**, 250 (2003).
- [11] S. Jadach, B. F. L. Ward, and Z. Was, Phys. Rev. D **63**, 113009 (2001); Comput. Phys. Commun. **130**, 260 (2000).
- [12] D. J. Lange, Nucl. Instrum. Methods A **462**, 152 (2001); R. G. Ping, Chin. Phys. C **32**, 599 (2008).
- [13] J. C. Chen, G. S. Huang, X. R. Qi, D. H. Zhang, and Y. S. Zhu, Phys. Rev. D **62**, 034003 (2000); R. L. Yang, R. G. Ping and H. Chen, Chin. Phys. Lett. **31**, 061301 (2014).
- [14] E. Richter-Was, Phys. Lett. B **303**, 163 (1993).
- [15] M. Ablikim *et al.* (BESIII Collaboration), Eur. Phys. J. C **76**, 369 (2016).
- [16] M. Ablikim *et al.* (BESIII Collaboration), Chin. Phys. C **40**, 113001 (2016).
- [17] M. Ablikim *et al.* (BESIII Collaboration), Phys. Rev. Lett. **121**, 171803 (2018).
- [18] M. Ablikim *et al.* (BESIII Collaboration), Phys. Rev. Lett. **123**, 231801 (2019).
- [19] M. Ablikim *et al.* (BESIII Collaboration), Phys. Lett. B **734**, 227 (2014).
- [20] <https://root.cern.ch/doc/master/classRooHistPdf.html>.
- [21] H. Albrecht *et al.* (ARGUS Collaboration), Phys. Lett. B **241**, 278 (1990).
- [22] S. Dobbs *et al.* (CLEO Collaboration), Phys. Rev. D **76**, 112001 (2007).
- [23] K. S. Cranmer, Comput. Phys. Commun. **136**, 198 (2001).
- [24] R. Brun and F. Rademakers, Nucl. Instrum. Methods Phys. Res., Sect. A **389**, 81 (1997).
- [25] Heavy Flavor Averaging Group (HFLAV), <https://hflav.web.cern.ch/content/charm-physics>.
- [26] T. Evans, S. T. Harnew, J. Libby, S. Malde, J. Rademacker, and G. Wilkinson, Phys. Lett. B **757**, 520 (2016); **765**, 402 (2017).
- [27] M. Ablikim *et al.* (BESIII Collaboration), Phys. Rev. D **100**, 072006 (2019).