

# First-principles study on material properties and stability of inorganic halide perovskite solid solutions $\text{CsPb}(\text{I}_{1-x}\text{Br}_x)_3$ towards high performance perovskite solar cells

Chol-Jun Yu<sup>\*a</sup>, Un-Hyok Ko<sup>a</sup>, Suk-Gyong Hwang<sup>a</sup>, Yun-Sim Kim<sup>a</sup>, Un-Gi Jong<sup>a</sup>, Yun-Hyok Kye<sup>a</sup>, Chol-Hyok Ri<sup>a</sup>

<sup>a</sup>Chair of Computational Materials Design, Faculty of Materials Science, Kim Il Sung University, Ryongnam-Dong, Taesong District, Pyongyang, Democratic People's Republic of Korea

## Abstract

All-inorganic halide perovskites have attracted a great interest as a promising light harvester of perovskite solar cells due to their enhanced chemical stability. In this work we investigate the material properties of solid solutions  $\text{CsPb}(\text{I}_{1-x}\text{Br}_x)_3$  in cubic phase by applying the virtual crystal approximation approach within a density functional theory framework. First we check the validity of constructed pseudopotentials of the virtual atoms ( $\text{X} = \text{I}_{1-x}\text{Br}_x$ ) by verifying that the lattice constants follow the linear function of mixing ratio. We then suggest an idea of using the hybrid HSE functional with linear increasing value of exact exchange term as increasing the Br content  $x$ , which produces the band gaps of  $\text{CsPbX}_3$  in good agreement with the available experimental data. The calculated light absorption coefficients and reflectivity show the systematic varying tendency to the Br content. We calculate the phonon dispersions of  $\text{CsPbX}_3$ ,  $\text{CsX}$  and  $\text{PbX}_2$  as slightly changing their volumes, revealing the phase instability of  $\text{CsPbX}_3$  and calculating the thermodynamic potential function differences. By projecting Gibbs free energy differences onto the plane of  $\Delta G = 0$ , we determine the  $P - T$  diagram for  $\text{CsPbX}_3$  to be stable against the chemical decomposition, highlighting that the area of being stable extends gradually as the Br content increases.

**Key words:** Halide perovskite, Solar cell, Electronic structure, Phonon dispersion, Material stability, First-principles

## 1. Introduction

Recently, halide perovskites either in hybrid organic-inorganic or all-inorganic form have attracted a great interest in applications of photovoltaic perovskite solar cells (PSC) [1, 2] and photoluminescent light emitting diodes (LED) [3, 4]. In spite of their excellent optical, optoelectronic properties and thus high efficiencies, however, the hybrid halide perovskites, represented by  $\text{MAPbX}_3$  and  $\text{FAPbX}_3$  ( $\text{MA} = \text{CH}_3\text{NH}_3$ ,  $\text{FA} = \text{CH}(\text{NH}_2)_2$ ,  $\text{X} = \text{I}, \text{Br}, \text{Cl}$ ), have been shown to be unavoidable from the severe degradation of device performance upon exposure to moisture, light and heat, mostly being attributed to the organic moieties [5]. In order to improve the stability of devices, therefore, many researchers turned their attention to the all-inorganic halide perovskites, including caesium halide perovskites  $\text{CsMX}_3$  ( $\text{M} = \text{Pb}, \text{Sn}$ ). Especially, the cubic phase  $\text{CsPbI}_3$  is likely to be the most promising candidate for light harvester of PSCs [6, 7, 8, 9, 10, 11] due to its proper band gap of 1.73 eV, absorbing most of the visible-light spectrum up to 700 nm [12], ultra-fast dynamics of charge carrier [13], extra-long carrier diffusion length over 1.5  $\mu\text{m}$  [6], and lifetimes exceeding 10  $\mu\text{s}$  [14]. Eperon et al. [7] firstly fabricated the working  $\text{CsPbI}_3$  solar cells with an efficiency of 2.9% in 2015, and soon after, PSCs with enhanced efficiencies of 10.7% [6, 15], 11.8% [16], 13.4% [17] and 15% [18] and

excellent thermal/moisture stability have been realized by applying the quantum dot and surface passivation engineering.

It is well-known that the perovskites undergo a series of phase transitions from cubic ( $\alpha$ ) to tetragonal ( $\beta$ ) and to orthorhombic ( $\gamma$ ) phases upon cooling. Likewise, the cubic  $\alpha$ -phase  $\text{CsPbI}_3$  perovskite (black phase) is stable at high temperature above 310 °C [19], while at room temperature it exhibits another orthorhombic  $\delta$ -phase (yellow phase), known as a non-perovskite polymorph (perovskitoid) with a wide band gap unsuitable for solar cell application. Through temperature-dependent synchrotron X-ray diffraction (SXRD), Marronnier and co-workers [20, 21] found that upon heating the yellow  $\delta$ -phase transformed to the black  $\alpha$ -phase at 587 K, and subsequently upon cooling, it converted to the tetragonal  $\beta$ -phase at 554 K and the orthorhombic  $\gamma$ -phase at 457 K, which are also known as the black perovskite phases with some  $\text{PbI}_6$  octahedral tilting. To realize the high efficient PSCs and LEDs using  $\text{CsPbI}_3$ , the cubic  $\alpha$ -phase should be stabilized at room temperature. In doing so, it is important to keep in mind that the grain size of  $\text{CsPbI}_3$  crystal should be small like in forms of nanoplatelets and nanocrystals or nanocrystal quantum dots (QDs) [22, 23]. This can be accomplished by carefully controlling the synthesis process [7, 14, 15, 16, 24, 25] and by using effective surface capping ligands like oleic acid and oleylamine [4, 26], alkyl phosphinic acid [27], and polyvinylpyrrolidone [6]. With these techniques, the  $\alpha$ - $\text{CsPbI}_3$  thin films can be stabilized at room temperature, far below the phase transition temperature, and function under ambient condition for several months. However, these synthesizing methods re-

<sup>\*</sup>Corresponding author

Email address: cj.yu@ryongnamsan.edu.kp (Chol-Jun Yu)

quire heating and inert gas protection using vacuum chamber and glove box, resulting in an increase of fabrication cost.

Halide anion exchange has proven to be a very promising way for producing the cubic CsPbI<sub>3</sub> nanocrystals and even bulk at low temperature, taking advantage of high mobility of halide anions [28, 29, 30, 31, 32]. To do this, the cubic CsPbBr<sub>3</sub> nanocrystals were first prepared and then soaked in a PbI<sub>2</sub> or PbCl<sub>2</sub> solution, followed by a fast, partial or complete anion exchange of Br-to-I or Br-to-Cl at low temperature of 40 – 75 °C without change of cubic phase and crystal shape [28, 29]. The employment of zinc halogenide (ZnX<sub>2</sub>) instead of PbX<sub>2</sub> was reported to reduce the reaction temperature to room temperature with remarkably short reaction time [31]. In particular, Kamat et al. [30] developed an alternative layer-by-layer deposition procedure for fabricating  $\alpha$ -CsPbBr<sub>3</sub> bulk by sintering nanocrystals, which subsequently underwent the Br-to-I exchange at a solution temperature of 75 °C to form the cubic CsPbI<sub>3</sub> thin film with a thickness of 75 nm. The activation energy was estimated to be 0.46 ± 0.06 eV for expanding the lattice of CsPbBr<sub>3</sub> to incorporate I anions [30], and the high speed of anion exchange was discussed to be rooted in the ionic properties of metal halide perovskites and fast diffusion of halide vacancies with the activation energy of 0.25 eV for CsPbBr<sub>3</sub> [28]. It should be noted that during the anion exchange their solid solutions CsPb(Br<sub>x</sub>I<sub>1-x</sub>)<sub>3</sub> are not excluded to form, especially in thicker film. Rather, to avoid the phase degradation of CsPbI<sub>3</sub> under ambient conditions, many researchers preferred to develop bromide-based PSCs such as CsPbBr<sub>3</sub> (efficiency, 8.8%) [33, 34, 35], CsPbIBr<sub>2</sub> (9.8%) [36, 37, 38, 39], CsPbI<sub>2</sub>Br (16.1%) [40] and CsPb(Br<sub>x</sub>I<sub>1-x</sub>)<sub>3</sub> (x = 0.66, 14.1%) [41, 42, 43, 44]. In spite of such intensive experimental studies, theoretical works are yet absent and thus a persuasive explanation for halide anion exchange is not provided.

As such, modelling and simulations based on density functional theory (DFT) have proven to be a powerful tool for designing perovskite materials [45]. We have reported several works for all-inorganic halide solid solutions (Rb<sub>x</sub>Cs<sub>1-x</sub>)PbI<sub>3</sub> [46, 47] as well as hybrid cousins MAPb(I<sub>1-x</sub>Br<sub>x</sub>)<sub>3</sub> [48] and MAPb(I<sub>1-x</sub>Cl<sub>x</sub>)<sub>3</sub> [49] by applying virtual crystal approximation (VCA) approach. With DFT calculations, electronic structures and optical properties of CsMX<sub>3</sub> have been investigated by several authors [50, 51], and Walsh et al. [52] identified octahedral tilting in the cubic CsPbX<sub>3</sub> perovskites. Through defect calculations considering solvation effect, we revealed the stabilization of  $\alpha$ -CsPbI<sub>3</sub> driven by vacancy [53]. The lattice vibrational properties of CsPbI<sub>3</sub> polymorphs were investigated by calculating phonon dispersions within density functional perturbation theory (DFPT), identifying anharmonic phonon modes in the cubic phase [20, 54]. In this work, we aim to clarify variation tendency of structural, electronic, optical and vibrational properties of solid solutions CsPbX<sub>3</sub> in cubic phase as varying the Br content  $x$  with DFT calculations.

## 2. Methods

For the DFT calculations in this work, we applied the pseudopotential plane-wave method as implemented in Quantum ESPRESSO (QE, version 6.2.0) [55] and ABINIT (version 8.8.4) [56, 57] packages. Troullier-Martins type soft norm-conserving pseudopotentials of all the relevant atoms [58] were constructed using the input files provided in the pslibrary (version 1.0.0) and LD1 code included in the QE package [55]. Valence electron configurations of the atoms are Cs-6s<sup>1</sup>6p<sup>0</sup>, Pb-4f<sup>14</sup>5d<sup>10</sup>6s<sup>2</sup>6p<sup>2</sup>, I-4d<sup>10</sup>5s<sup>2</sup>5p<sup>5</sup> and Br-3d<sup>10</sup>4s<sup>2</sup>4p<sup>5</sup>. The Perdew-Zunger (PZ) formalism [59] within the local density approximation (LDA) was used to express the exchange-correlation (XC) interaction, and scalar relativistic effect was considered for all the atoms. The pseudopotentials of virtual atoms  $X = \text{I}_{1-x}\text{Br}_x$  ( $x = 0.0, 0.1, \dots, 1.0$ ) were constructed by using the modified virtual.x code in the QE package, according to the  $YE^2A^2$  formalism [60].

For structural optimizations and phonon calculations, we used the QE package with reasonable computational parameters; kinetic cutoff energies of 60 Ry and 480 Ry for the plane wave basis sets and electron charge density, and special  $k$ -points of (6 × 6 × 6) and (6 × 6 × 4) for cubic and hexagonal unit cells, respectively. These computational parameters guarantee accuracies of 0.5 meV per formula unit for the total energy and 0.1 meV for the phonon energy, respectively. We calculated the DFT total energies ( $E$ ) of the unit cells with evenly increasing volumes from 0.9V<sub>0</sub> to 1.1V<sub>0</sub> with 11 intervals, where V<sub>0</sub> is the equilibrium volume, and fitted the resultant  $E - V$  data to the 4th-order natural strain equation of state (EOS) for crystalline solid [61]. This procedure provided the equilibrium lattice-related properties such as optimal lattice constants and bulk modulus, and the pressure curve versus volume necessary for enthalpy calculation. For the case of hexagonal lattice, the atomic positions were allowed to relax until the atomic forces converged to 0.01 eV/Å. Using the optimized unit cells, we calculated phonon dispersions of the relevant crystals with the different volumes at each Br content  $x$ , obtaining the entropy and free energy ( $F$ ) within the quasiharmonic approximation (QHA), and fitted the  $F - V$  data to EOS, resulting in the Gibbs free energy and temperature dependent lattice constant and bulk modulus, as described in our previous works [47, 62]. Based on the calculated Gibbs free energies, we estimated the miscibility of solid solutions, defined by the free energy difference,

$$\Delta G = G_{\text{CsPbX}_3} - (1-x)G_{\text{CsPbI}_3} - xG_{\text{CsPbBr}_3} \quad (1)$$

where  $X = \text{I}_{1-x}\text{Br}_x$ . The negative values indicate that the solid solutions CsPbX<sub>3</sub> are more favorable thermodynamically than their individual components. Meanwhile, the thermodynamic stability of CsPbX<sub>3</sub> in opposition to their decomposition into CsX and PbX<sub>2</sub> at finite temperature and pressure was predicted by the Gibbs free energy difference as follows,

$$\Delta G = G_{\text{CsPbX}_3} - G_{\text{CsX}} - G_{\text{PbX}_2} \quad (2)$$

where CsPbX<sub>3</sub> and CsX were assumed to be in the cubic phase with a space group of  $Pm\bar{3}m$  while PbX<sub>2</sub> in the hexagonal phase

with a space group of  $P\bar{3}m1$ . The Perdew-Burke-Ernzerhof functional for solids (PBEsol) [63] within the generalized gradient approximation (GGA) was used for the XC interaction.

To calculate the electronic band structures and optical properties of the solid solutions  $\text{CsPbX}_3$ , we used the ABINIT package with a cutoff energy of 80 Ry and  $(6 \times 6 \times 6)$   $k$ -points. We also applied the Heyd-Scuseria-Ernzerhof (HSE) hybrid functional [64] with gradually increasing portion of exact Hartree-Fock (HF) exchange functional from 0.0 to 0.33 as increasing the Br content  $x$  in order to obtain electronic band structures and band gaps in good agreement with experiment. The frequency dependent dielectric constants,  $\varepsilon(\omega) = \varepsilon_1(\omega) + i\varepsilon_2(\omega)$ , were calculated by solving the Bethe-Salpeter equation with an excitonic effect (BSC-EXC) as implemented in the ABINIT package. For comparison, we also performed the density functional perturbation theory (DFPT) calculations within the random phase approximation in the Kohn-Sham approach (RPA-KS) and the  $GW$  approach (RPA- $GW$ ). Then, absorption coefficient as a function of photon energy  $\alpha(\omega)$  was given by the following equation [46, 48, 49],

$$\alpha(\omega) = \frac{\sqrt{2}\omega}{c} \left[ \sqrt{\varepsilon_1^2(\omega) + \varepsilon_2^2(\omega)} - \varepsilon_1(\omega) \right]^{\frac{1}{2}} \quad (3)$$

where  $c$  is the light velocity, and reflectivity  $R(\omega)$  by the following equation [51]:

$$R(\omega) = \left| \frac{\sqrt{\varepsilon_1(\omega) + i\varepsilon_2(\omega)} - 1}{\sqrt{\varepsilon_1(\omega) + i\varepsilon_2(\omega)} + 1} \right|^2 \quad (4)$$

Due to computational limits, the scissor correction was obtained from PBEsol calculations and added to the final  $GW$  calculations to take account of spin-orbit coupling (SOC) effect.

### 3. Results and discussion

#### 3.1. Assessing pseudopotentials of virtual atoms

It has been accepted that the greatest merit of using the VCA approach in the research of solid solutions, when compared to its counterpart super cell approach, is to use the unit cell comprising the minimal number of atoms. Therefore, if the pseudopotentials of virtual atoms once become proved to be reliable, material properties of solid solutions at any mixing ratio could be predicted with the lowest computational load. The first check of pseudopotentials should be a verification of the Vegard's law, which indicates a linear dependence of lattice constants as increasing the mixing ratio.

In Fig. 1, we show the lattice constants and bulk moduli of solid solutions  $\text{CsPbX}_3$ ,  $\text{CsX}$  and  $\text{PbX}_2$  ( $X = \text{I}_{1-x}\text{Br}_x$ ) as functions of Br content  $x$ , obtained by using the pseudopotentials constructed in this work and fitting  $E - V$  data to the 4th-order natural strain EOS. For cubic  $\text{CsPbX}_3$ , the optimized lattice constants  $a$  were found to follow the linear function of Br content such as  $a(x) = 6.242 - 0.378x$  ( $\text{\AA}$ ), indicating a satisfaction of Vegard's law. The calculated lattice constants of 6.297  $\text{\AA}$  for  $\text{CsPbI}_3$  and 5.874  $\text{\AA}$  for  $\text{CsPbBr}_3$  were confirmed to agree well with the experimental values with relative errors

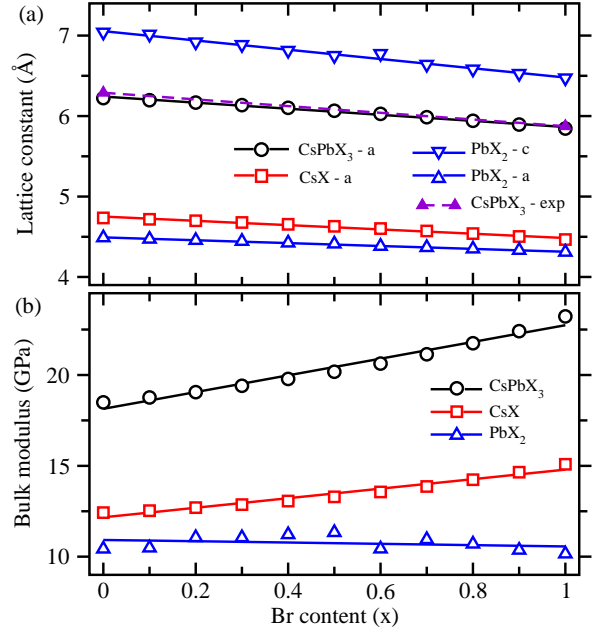


Figure 1: (a) Lattice constant and (b) bulk modulus of cubic  $\alpha$ - $\text{CsPbX}_3$ , cubic  $\text{CsX}$  and hexagonal  $\text{PbX}_2$  where  $X = \text{I}_{1-x}\text{Br}_x$  as varying the Br content  $x$ , calculated by VCA approach.

of  $-0.87\%$  [20] and  $-0.17\%$  [29], respectively. Similar tendencies were observed for the lattice constants  $a$  for cubic  $\text{CsX}$  like  $a(x) = 4.751 - 0.267x$  ( $\text{\AA}$ ), and  $a$  and  $c$  for hexagonal  $\text{PbX}_2$  like  $a(x) = 4.493 - 0.179x$  ( $\text{\AA}$ ) and  $c(x) = 7.055 - 0.576x$  ( $\text{\AA}$ ). As shown in Fig. 1(b), the bulk moduli were found to increase for cubic phases but slightly decrease for hexagonal phase as increasing the Br mixing ratio. It should be noted that such shrinking of cubic lattice and increase of bulk modulus when mixing bromide with iodide perovskite could result in strengthening of Pb-X bond and thus thermodynamic stability as will be shown below. Based on the positive consequence for assessing the pseudopotentials of virtual atoms, we can safely progress the work to find the variation trend of material properties of solid solutions with the VCA approach.

#### 3.2. Electronic and optical properties

As for electronic properties, we calculated the band structures of  $\text{CsPbX}_3$  solid solutions and their band gaps, which are critical factors in determining whether the material under study would be a promising light absorber for solar cell applications. Since the band gaps of semiconductors are strongly dependent on the choice of XC functional in DFT calculations, we need to find the proper XC functional or approach that can reproduce the experimental band gaps. Through many previous DFT calculations of halide perovskites, it has become clear that the PBEsol or PBE functional can give the band gaps of lead iodide perovskites such as  $\text{MAPI}$  and  $\text{CsPbI}_3$  in good agreement with experiment [46, 48, 49] thanks to a fortuitous compensation of GGA underestimation and overestimation by the lack of SOC effect, which is in particular important for heavy elements Pb and I. When including the SOC effect in PBE-GGA and HSE

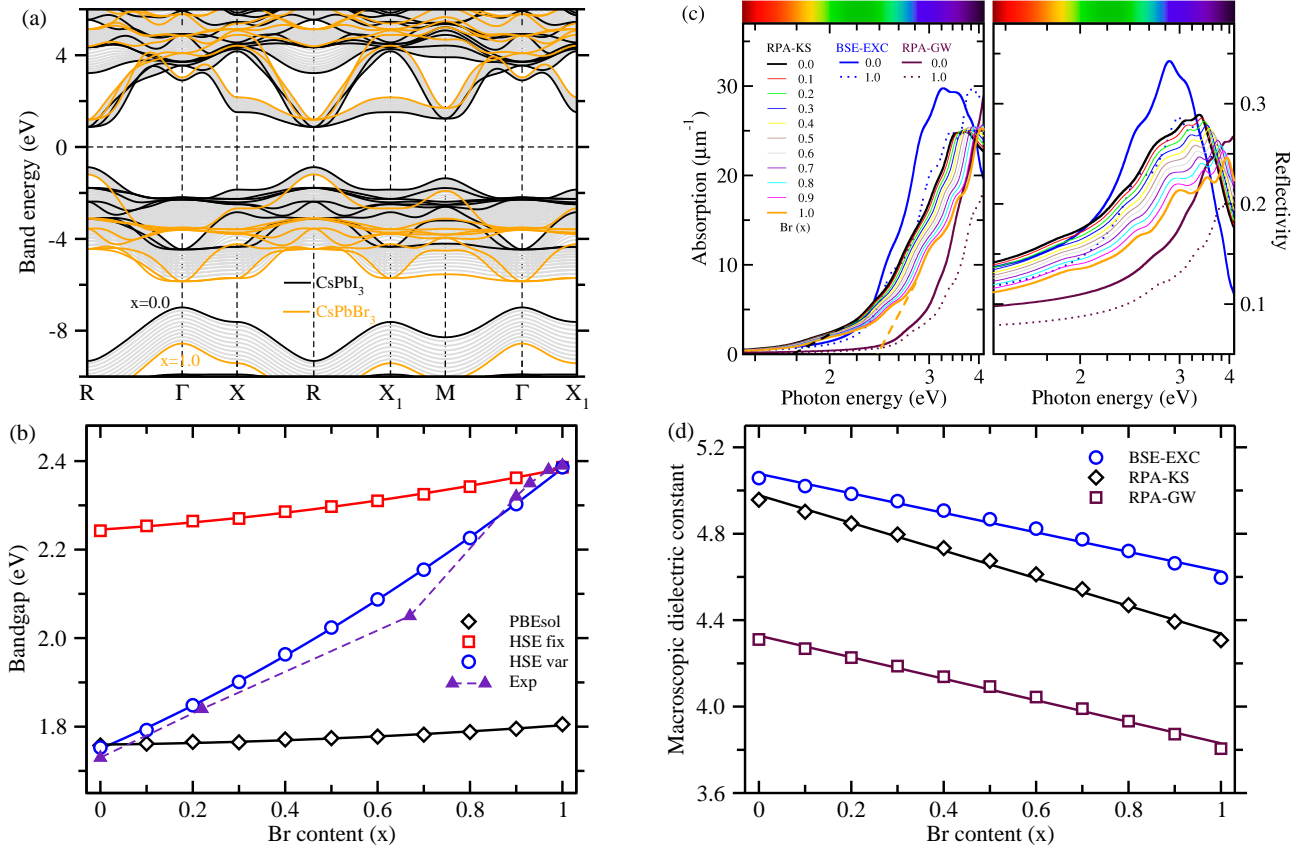


Figure 2: (a) Electronic band structures of cubic  $\text{CsPbX}_3$  ( $X = \text{I}_{1-x}\text{Br}_x$ ), calculated by using the HSE hybrid functional with linearly increasing Hartree-Fock (HF) exchange portion from 0.01 to 0.33, and (b) their band gaps as a function of Br content  $x$ , calculated by using PBEsol, HSE with fixed HF portion of 0.33 and HSE with linear increase of HF portion. Experimental values are from ref. [18] for  $\text{CsPbI}_3$ , ref. [41] for  $\text{CsPbI}_{3-x}\text{Br}_x$  ( $x = 0.66$ ), ref. [38, 39] for  $\text{CsPbIBr}_2$  and ref. [35] for  $\text{CsPbBr}_3$ . (c) Light absorption coefficient (left panel) and reflectivity (right panel) as a function of photon energy, and (d) macroscopic dielectric constant as a function of Br content  $x$ , calculated by solving Bethe-Salpeter equation (BSE) considering excitonic (EXC) effect, GW and Kohn-Sham (KS) equations within random phase approximation (RPA).

hybrid functionals, the band gaps were found to be quite underestimated by about 1 eV for  $\text{CsPbI}_3$  due to a split of Pb 6p states and their down-shift by the SOC effect [46, 50]. Therefore, we excluded the SOC effect from further consideration, and obtained the band structures of the two end compounds  $\text{CsPbI}_3$  and  $\text{CsPbBr}_3$ , using both PBEsol-GGA functional and HSE hybrid functional with exact HF exchange portion of 0.33 (see Fig. S3). In accordance with the previous works for cubic  $\text{CsPbI}_3$ , the PBEsol functional provided a band gap of 1.76 eV in excellent agreement with experimental value of 1.73 eV [7], but the HSE functional yielded an overestimating value of 2.24 eV due to an up-shift of conduction bands and down-shift of valence bands. For cubic  $\text{CsPbBr}_3$ , on the contrary, HSE gave a reliable band gap of 2.39 eV compared to the experimental value of 2.36 eV [65], while PBEsol yielded an underestimating value of 1.81 eV. Such underestimation can be attributed to lighter element Br and thus weaker SOC effect than I.

In order to obtain reasonable band gaps of solid solutions  $\text{CsPbX}_3$ , we decided to calculate their electronic band structures by using the HSE hybrid functional with a linearly increasing HF exchange portion from 0.01 to 0.33 as increasing the Br content from  $x = 0$  to 1. As shown in Fig. 2(a),

the conduction bands were observed to be gradually up-shifted whereas the valence bands were found to be systematically down-shifted as going from  $\text{CsPbI}_3$  to  $\text{CsPbBr}_3$ , leading to a gradual increase of band gaps as increasing the Br content in  $\text{CsPbX}_3$  solid solutions. Figure 2(b) presents the band gaps of solid solutions as a function of Br content  $x$  calculated with different XC functionals. It was found that the PBEsol functional gave much lower band gaps for higher Br contents whereas the HSE hybrid functional with fixed exchange portion of 0.33 yielded much higher band gaps for lower Br contents. When using the HSE functional with the linear increasing exchange portions from 0.01 to 0.33, the band gaps were calculated to be in good agreement with the available experimental data in overall Br contents. Since the band gaps are likely to vary quadratically, the data was interpolated into a quadratic function of Br content, resulting in  $E_g(x) = 1.750 + 0.454x + 0.180x^2$  (eV). This gives the fitting coefficients such as  $E_g(0) = 1.750$  eV for  $\text{CsPbI}_3$ ,  $E_g(1) = 2.384$  eV for  $\text{CsPbBr}_3$ , and the bowing parameter of 0.180 eV [48, 49, 66, 67], which is comparable with 0.185 eV of the organic-inorganic hybrid counterpart  $\text{MAPb}(\text{I}_{1-x}\text{Br}_x)_3$  [48] but much lower than 0.873 eV of  $\text{MAPb}(\text{I}_{1-x}\text{Cl}_x)_3$  [49]. Considering that the bowing parameter

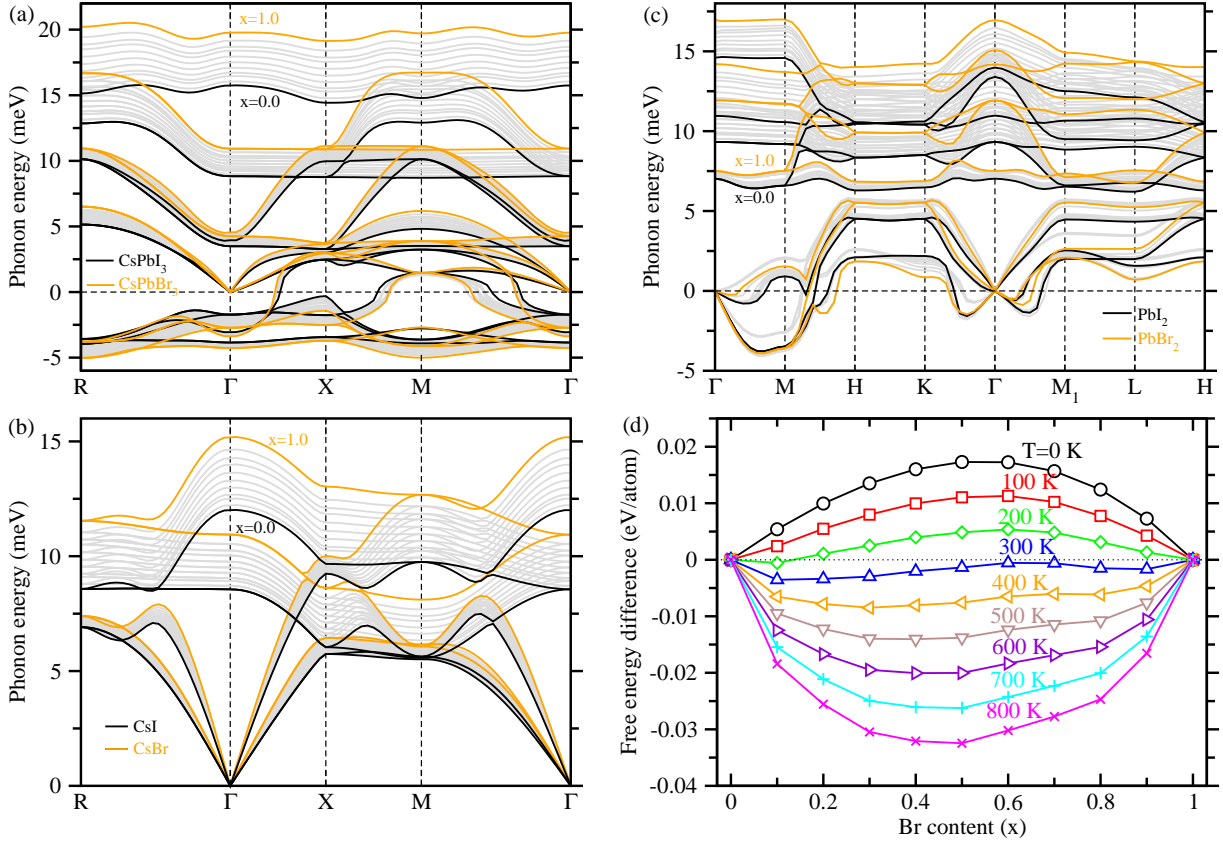


Figure 3: Phonon dispersion curves of (a) cubic  $\text{CsPbX}_3$ , (b) cubic  $\text{CsX}$  and (c) hexagonal  $\text{PbX}_2$  ( $X = \text{I}_{1-x}\text{Br}_x$ ) as increasing the Br content  $x$  from 0.0 to 1.0, calculated by DFPT approach. (d) Gibbs free energy of mixing  $\text{CsPbBr}_3$  and  $\text{CsPbI}_3$  to form their solid solutions  $\text{CsPbX}_3$  at various temperatures.

represents the nonlinear effect coming from the anisotropy of chemical binding and fluctuation degree in the crystal field, its smaller value indicates a lower compositional disorder and a good miscibility between  $\text{CsPbI}_3$  and  $\text{CsPbBr}_3$ . It should be noted that the increase of band gap when replacing I with Br implies a detriment of the light harvesting properties and a possibly decline of PSC efficiency.

As for optical properties we calculated the frequency-dependent dielectric constants of  $\text{CsPbX}_3$  solid solutions by using the different levels of theory such as BSE-EXC, RPA-KS and RPA-GW (see Fig. S4 for real and imaginary parts). Then, using Eqs. 3 and 4, we determined their light absorption coefficients and reflectivity as increasing the Br content, as shown in Fig. 2(c) for the relevant range of photon energy and Fig. S5 for the full range. It was found that the RPA-KS method could produce the most reasonable absorption onsets, marked with dashed lines in Fig. 2(c), for all the considered Br contents when compared with experiment [12], while the BSE-EXC and RPA-GW methods yielded forward- and backward-shifted curves in the axis of photon energy. With these different methods with one accord, the first peaks of the absorption coefficients were found to be shifted backward and the reflectivity to descend gradually, indicating a slight enhancement of light absorption as increasing the Br content. The static dielectric constants  $\epsilon_s$  were readily obtained from the real parts of the frequency-dependent dielectric constants by ex-

tracting data at the zero photon energy. As shown in Fig. 2(d), they decrease according to a linear function of Br content as  $\epsilon_s(x) = 5.077 - 0.451x$  by BSE-EXC,  $4.978 - 0.640x$  by RPA-KS and  $4.328 - 0.498x$  by RPA-GW respectively, which are comparable with the organic-inorganic hybrid halide perovskites [48, 49, 68]. Considering that the exciton binding energy is in inverse proportion to a square of the static dielectric constant [48, 49], the rate of recombination of photo-excited electron and hole can be enhanced as increasing the Br content in  $\text{CsPbX}_3$  solid solutions.

### 3.3. Lattice vibration-related properties

The major issue in perovskite solar cells is a device stability, which can be represented mostly by the material stability of halide perovskites upon exposure to moisture, heat and light. To get an insight of material stability at ambient condition, we need to investigate the lattice vibrational properties through calculation of the phonon dispersions, which will be used in determination of atomic vibrational contributions to the free energy. Figures 3(a)-(c) show the phonon dispersion curves of solid solutions  $\text{CsPbX}_3$ ,  $\text{CsX}$  and  $\text{PbX}_2$  along the high symmetric points of the Brillouin zone (BZ). It should be noted that the splitting between longitudinal optic (LO) and transverse optic (TO) modes (LO-TO splitting) at the BZ centre  $\Gamma$  point should be considered by taking into account the coupling between the

ionic displacements and the homogeneous electric field generated in the polar insulators.

For the solid solutions  $\text{CsPbX}_3$  and  $\text{PbX}_2$  containing  $\text{PbX}_6$  octahedra, the anharmonic soft phonon modes with imaginary phonon energies were observed. These indicate their structural instabilities, which can be associated with the distortion or tilting of  $\text{PbX}_6$  octahedra [47, 52]. For the case of perovskite solid solutions  $\text{CsPbX}_3$ , we find the BZ boundary (R, M, X) distortions, which are known to be antiferroelectric due to a cancellation of opposing polarizations induced in neighbour unit cells, and the zone centre  $\gamma$ -point instability which originates a ferroelectric distortion [52]. It was accepted that these vibrational instabilities could be caused by the interaction between Cs and X atoms [47] and stabilized by anharmonic processes at high temperature, providing an explanation of a series of phase transition in the perovskite crystals as varying temperature and pressure. It is worth noting that as increasing the Br content  $x$ , the phonon energies increase in the overall branches without big anomaly. However, the magnitude of phonon energy, especially of soft phonon mode, is not necessarily associated with the energetic barriers for the phase transition.

The phonon calculations were repeated with 11 different volumes for three kinds of solid solutions at each Br content  $x$  so as to obtain the  $F - V$  data within QHA and the Gibbs free energy  $G(T, P)$  through fitting them to the 4th-order natural strain EOS. Then, the Gibbs free energy of mixing was calculated as a function of Br content  $x$  following Eq. 1 and plotted as increasing temperature from 0 to 1000 K in Fig. 3(d). Under 300 K, the free energy differences were calculated to be positive in the whole range of Br contents, indicating that the solid solutions are not favourable to form but prefer to separate into their constituents  $\text{CsPbI}_3$  and  $\text{CsPbBr}_3$ . As temperature increases, however, the vibrational contributions became enhanced and thus the solid solutions were found to be gradually stabilized with a negative free energy of mixing. It should be emphasized that at room temperature, the solid solutions in all the Br contents were estimated to be stable from the phase separation, which is similar to other inorganic halide perovskite solid solutions [47, 69].

Fitting the  $F - V$  data to the EOS yields the lattice constants and bulk moduli dependent on temperature. Figure 4 displays the lattice constants and bulk moduli of solid solutions  $\text{CsPbX}_3$  in cubic phase with various Br contents. As temperature increases, the cubic lattices were found to expand and the bulk moduli to reduce according to the nonlinear functions. Such tendencies can be said to agree well with the general knowledge of the thermal expansion of solid materials. It should be noted that as varying the Br content  $x$ , the increasing tendencies of lattice constants are systematic without any anomaly, whereas the decreasing trends of bulk moduli seem to be in disorder at higher temperatures possibly due to a numerical noise.

### 3.4. Chemical stability upon decomposition

In addition to the phase instability, the halide perovskites were also known to be readily decomposed into their constituent compounds under exposure to light, heat and moisture, representing the major obstacle to long-term outdoor application of PSCs. The chemical stability can be estimated by cal-

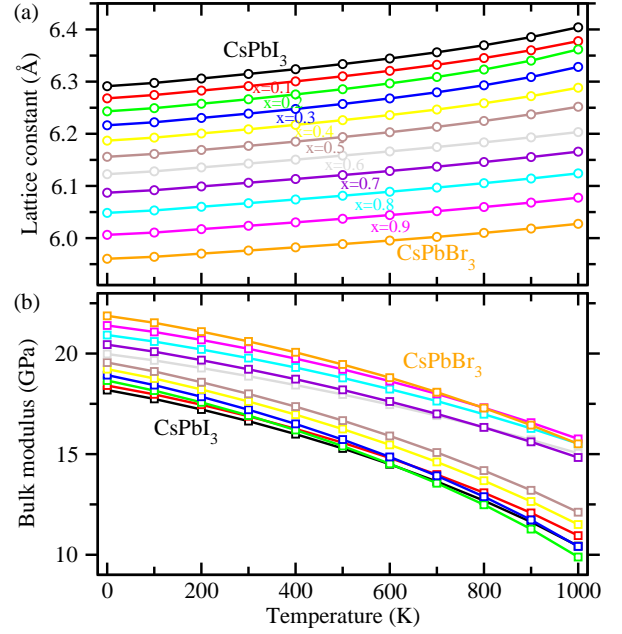


Figure 4: (a) Lattice constants and (b) bulk moduli of solid solutions  $\text{CsPbX}_3$  ( $X = \text{I}_{1-x}\text{Br}_x$ ) as increasing temperature, obtained by fitting the Helmholtz free energy versus volume data to the 4th-order natural strain equation of state.

culating the difference of thermodynamic potentials such as internal energy, enthalpy, and free energy for decomposition of  $\text{CsPbX}_3$  into its constituents  $\text{CsX}$  and  $\text{PbX}_2$ . When fixing temperature at 0 K, the enthalpy differences as a function of pressure should be calculated through fitting the  $E - V$  data to the EOS. Figure 5(a) displays the enthalpy differences ( $\Delta H$ ) in the pressure range of 0 ~ 10 GPa as increasing the Br content  $x$ . For all the Br contents, the enthalpy differences were found to increase from being negative to positive according to almost linear functions of pressure. In the case of  $\text{CsPbI}_3$ , the turning point of  $\Delta H = 0$  was determined to be 1.28 GPa, indicating the pressure range of 0–1.28 GPa for being stable upon chemical decomposition. As the Br content increases, the turning point was found to shift upward, arriving at 5.26 GPa for  $\text{CsPbBr}_3$ . By regression, we obtained the quadratic function as  $P_0(x) = 1.318 + 0.629x + 3.277x^2$  (GPa) rather than the linear function (see Fig. S6). Therefore, it turns out that the stable pressure range upon chemical decomposition of solid solutions  $\text{CsPbX}_3$  widens quadratically as increasing the Br content at fixed temperature of 0 K.

When fixed pressure at 0 Pa, the Helmholtz free energies of solid solutions  $\text{CsPbX}_3$ ,  $\text{CsX}$  and  $\text{PbX}_2$  with different Br contents were calculated by postprocessing their phonon dispersion curves and phonon density of states, and the differences ( $\Delta F$ ) were determined as a function of temperature. It should be noted that the imaginary phonon modes were not considered in the postprocess of phonon because they might not be associated with the chemical stability. In Fig. 5(b), we plot  $\Delta F$  in the temperature range of 0 ~ 1000 K for different Br contents. Similarly to the case of  $\Delta H$ , the Helmholtz free energy differences were also found to increase but along the nonlinear functions of temperature rather than the linear functions. For

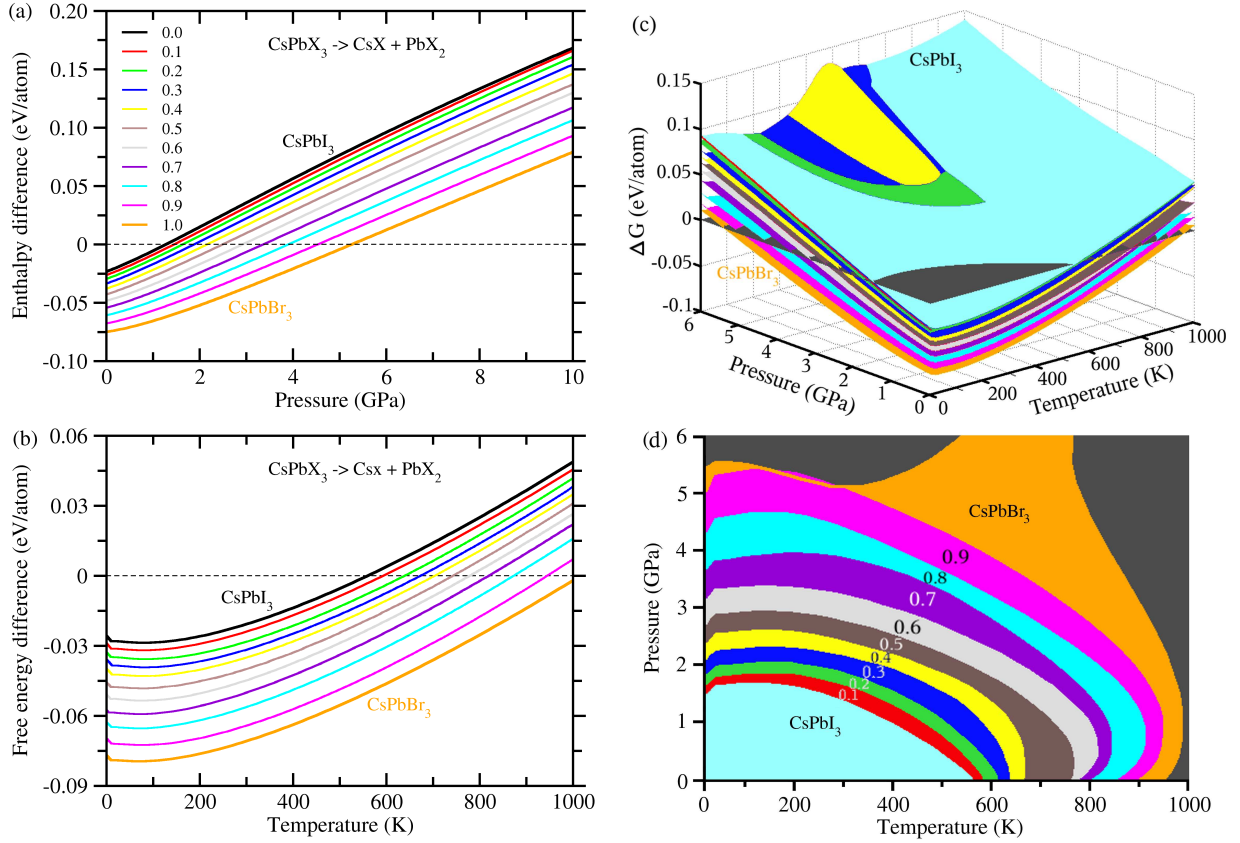


Figure 5: (a) Enthalpy difference ( $\Delta H$ ) as a function of pressure at zero temperature, (b) Helmholtz free energy difference ( $\Delta F$ ) as a function of temperature at zero pressure, and (c) Gibbs free energy difference ( $\Delta G$ ) as a function of temperature and pressure, for decomposition of  $\text{CsPbX}_3$  into its constituents  $\text{CsX}$  and  $\text{PbX}_2$  with increasing the Br content  $x$  from 0 to 1. (d) Projection of Gibbs free energy difference onto the plane of  $\Delta G = 0$ .

the case of  $\text{CsPbI}_3$ , the sign of  $\Delta F$  changes from the negative to the positive at  $\sim 560$  K, indicating the stable temperature range of 0–560 K upon chemical decomposition in agreement with previous work [47]. As the Br content  $x$  increases, the stable temperature point was found to increase as a quadratic function of  $T_0(x) = 571.82 + 241.25x + 191.27x^2$  (K) by regression (see Fig. S6). It is worth noting that the cubic  $\text{CsPbBr}_3$  crystal can be stable against chemical decomposition at high temperature over 1000 K. When compared with the hybrid halide perovskites  $\text{MAPbX}_3$ , the stable temperature points could be said to be much higher, indicating that the PSCs made by using the inorganic halide perovskites  $\text{CsPbX}_3$  could have enhanced stability upon exposure to heat.

Finally, we investigated the effects of temperature and pressure synergetically on the chemical stability of  $\text{CsPbX}_3$  by calculating the Gibbs free energy differences ( $\Delta G$ ) according to Eq. 2. In Fig. 5(c), we show the 3-dimensional plot of  $\Delta G(T, P)$  in the temperature range of 0 ~ 1000 K and the pressure range of 0 ~ 6 GPa for the solid solutions  $\text{CsPbX}_3$  with the increasing Br content  $x$  from 0 to 1. Figure 5(d) displays the  $P$ – $T$  diagram obtained by projection of  $\Delta G(T, P)$  onto the plane of  $\Delta G = 0$ . This 2-dimensional diagram contains the separate informations of chemical stability upon pressure ( $P$ -axis) and temperature ( $T$ -axis). The cubic  $\text{CsPbI}_3$  crystal was found to be stable (that is, its decomposition into  $\text{CsI}$  and  $\text{PbI}_2$  could not occur) within

the area of a quarter circle with the boundary points of  $T = 560$  K and  $P = 1.3$  GPa. It was revealed that the area of chemical stability of  $\text{CsPbX}_3$  upon decomposition is gradually extended as increasing the Br content. Therefore, it can be concluded that when mixing  $\text{CsPbI}_3$  with  $\text{CsPbBr}_3$ , the chemical stability of the resultant solid solutions  $\text{CsPbX}_3$  could be enhanced, with maintaining the photo-conversion efficiency as much as high. We believe that such information will be useful to materials engineers (as a guide) who want to develop PSCs with enhanced efficiency and stability.

#### 4. Conclusions

In this work we have performed the systematic investigation of structural, electronic, optical, vibrational properties and stabilities of inorganic halide perovskite solid solutions  $\text{CsPb}(\text{I}_{1-x}\text{Br}_x)_3$  as increasing the value of Br content  $x$  with first-principles virtual crystal approximation calculations. The calculated lattice constants of  $\text{CsPbX}_3$  were confirmed to agree well with the Vegard's law as they decrease along the linear function of Br content  $a(x) = 6.242 - 0.378x$  (Å), and for the two end compounds, they were found to be in good agreement with the experimental values within the relative errors under 1%, indicating a reliability of the constructed pseudopotentials of the virtual atoms. With increasing the portion of exact ex-

change term from 0.01 to 0.33 in hybrid HSE functional, we obtained the band gaps varying according to the quadratic function of  $E_g(x) = 1.750 + 0.454x + 0.180x^2$  (eV), which gives the values in good agreement with the available experimental data for  $x = 0, 0.22, 0.67, 1$  of Br content. The frequency-dependent dielectric constants were determined by solving the Bethe-Salpeter equation or using the DFPT approach to obtain the light absorption coefficients and reflectivity, which show the systematic change as the Br content increases. Through calculations of phonon dispersions, we analyzed their vibrational properties, revealing that  $\text{CsPbX}_3$  and  $\text{PbX}_2$  containing  $\text{PbX}_6$  octahedra exhibit the soft phonon mode and thus phase instability. Finally the chemical stabilities were estimated by calculating the differences of thermodynamic potential functions such as enthalpy, Helmholtz free energy and Gibbs free energy, producing the  $P-T$  diagram of being stable for  $\text{CsPbX}_3$  against the chemical decomposition.

## Acknowledgments

This work is supported as part of the basic research project “Design of Innovative Functional Materials for Energy and Environmental Application” (No. 2016-20) by the State Committee of Science and Technology, DPR Korea. Computation was done on the HP Blade System C7000 (HP BL460c) that is owned by Faculty of Materials Science, Kim Il Sung University.

## References

- [1] Z. Li, T. R. Klein, D. H. Kim, M. Yang, J. J. Berry, M. F. A. M. van Hest, K. Zhu, Scalable Fabrication of Perovskite Solar Cells, *Nat. Rev. Mater.* 3 (2018) 18017.
- [2] M. Saliba, Perovskite solar cells must come of age, *Science* 359 (2018) 388–389.
- [3] N. J. L. K. Davis, F. J. de la Peña, M. Tabachnyk, J. M. Richter, R. D. Lamboll, E. P. Booker, F. W. R. Rivarola, J. T. Griffiths, C. Ducati, S. M. Menke, F. Deschler, N. C. Greenham, Photon Reabsorption in Mixed  $\text{CsPbCl}_3/\text{CsPbI}_3$  Perovskite Nanocrystal Films for Light-Emitting Diodes, *J. Phys. Chem. C* 121 (2017) 3790–3796.
- [4] L. Protesescu, S. Yakunin, M. I. Bodnarchuk, F. Krieg, R. Caputo, C. H. Hendon, R. X. Yang, A. Walsh, M. V. Kovalenko, Nanocrystals of Cesium Lead Halide Perovskites ( $\text{CsPbX}_3$ , X = Cl, Br, and I): Novel Optoelectronic Materials Showing Bright Emission with Wide Color Gamut, *Nano Lett.* 15 (2015) 3692–3696.
- [5] T. Leijtens, K. Bush, R. Checharoen, R. Beal, A. Bowring, M. D. McGehee, Towards enabling stable lead halide perovskite solar cells; interplay between structural, environmental, and thermal stability, *J. Mater. Chem. A* 5 (2017) 11483–11500.
- [6] B. Li, Y. Zhang, L. Fu, T. Yu, S. Zhou, L. Zhang, L. Yin, Surface passivation engineering strategy to fully-inorganic cubic  $\text{CsPbI}_3$  perovskites for high-performance solar cells, *Nat. Commun.* 9 (2018) 1076.
- [7] G. E. Eperon, G. M. Paternó, R. J. Sutton, A. Zampetti, A. A. Haghighirad, F. Cacialli, H. J. Snaith, Inorganic caesium lead iodide perovskite solar cells, *J. Mater. Chem. A* 3 (2015) 19688–19695.
- [8] G. Niu, W. Li, J. Li, X. Liang, L. Wang, Enhancement of thermal stability for perovskite solar cells through cesium doping, *RSC Adv.* 7 (2017) 17473–17479.
- [9] W. Ahmad, J. Khan, G. Niu, J. Tang, Inorganic  $\text{CsPbI}_3$  Perovskite-Based Solar Cells: A Choice for a Tandem Device, *Sol. PRL* 1 (2017) 1700048.
- [10] C.-Y. Chen, H.-Y. Lin, K.-M. Chiang, W.-L. Tsai, Y.-C. Huang, C.-S. Tsao, H.-W. Lin, All-Vacuum-Deposited Stoichiometrically Balanced Inorganic Cesium Lead Halide Perovskite Solar Cells with Stabilized Efficiency Exceeding 11%, *Adv. Mater.* 29 (2017) 1605290.
- [11] R. J. Sutton, G. E. Eperon, L. Miranda, E. S. Parrott, B. A. Kamino, J. B. Patel, M. T. Hörantner, M. B. Johnston, A. A. Haghighirad, D. T. Moore, H. J. Snaith, Bandgap-Tunable Cesium Lead Halide Perovskites with High Thermal Stability for Efficient Solar Cells, *Adv. Energy Mater.* 6 (2016) 1502458.
- [12] Y. Bekenstein, B. A. Koscher, S. W. Eaton, P. Yang, A. P. Alivisatos, Highly Luminescent Colloidal Nanoplates of Perovskite Cesium Lead Halide and Their Oriented Assemblies, *J. Am. Chem. Soc.* 137 (2015) 16008–16011.
- [13] N. Mondal, A. Samanta, Complete ultrafast charge carrier dynamics in photo-excited all-inorganic perovskite nanocrystals ( $\text{CsPbX}_3$ ), *Nanoscale* 9 (2017) 1878–1885.
- [14] E. M. Hutter, R. J. Sutton, S. Chandrashekar, M. Abdi-Jalebi, S. D. Stranks, H. J. Snaith, T. J. Savenije, Vapour-Deposited Cesium Lead Iodide Perovskites: Microsecond Charge Carrier Lifetimes and Enhanced Photovoltaic Performance, *ACS Energy Lett.* 2 (2017) 1901–1908.
- [15] A. Swarnkar, A. R. Marshall, E. M. Sanhira, B. D. Chernomordik, D. T. Moore, J. A. Christians, T. Chakrabarti, J. M. Luther, Quantum dot-induced phase stabilization of  $\alpha$ - $\text{CsPbI}_3$  perovskite for high-efficiency photovoltaics, *Science* 354 (2016) 92–95.
- [16] T. Zhang, M. I. Dar, G. Li, F. Xu, N. Guo, M. Grätzel, Y. Zhao, Bication lead iodide 2D perovskite component to stabilize inorganic  $\alpha$ - $\text{CsPbI}_3$  perovskite phase for high-efficiency solar cells, *Sci. Adv.* 3 (2017) e1700841.
- [17] E. M. Sanhira, A. R. Marshall, J. A. Christians, S. P. Harvey, P. N. Ciesielski, L. M. Wheeler, P. Schulz, L. Y. Lin, M. C. Beard, J. M. Luther, Enhanced Mobility  $\text{CsPbI}_3$  Quantum Dot Arrays for Record-efficiency, High-voltage Photovoltaic Cells, *Sci. Adv.* 3 (2017) eao4204.
- [18] P. Wang, X. Zhang, Y. Zhou, Q. Jiang, Q. Ye, Z. Chu, X. Li, X. Yang, Z. Yin, J. You, Solvent-controlled growth of inorganic perovskite films in dry environment for efficient and stable solar cells, *Nat. Commun.* 9 (2018) 2225.
- [19] D. Trots, S. Myagkota, High-temperature Structural Evolution of Caesium and Rubidium Triiodoplumbates, *J. Phys. Chem. Solids* 69 (2008) 2520–2526.
- [20] A. Marronnier, G. Roma, S. Boyer-Richard, L. Pedesseau, J.-M. Jancu, Y. Bonnassieux, C. Katan, C. C. Stoumpos, M. G. Kanatzidis, J. E. Even, Anharmonicity and Disorder in the Black Phases of Cesium Lead Iodide Used for Stable Inorganic Perovskite Solar Cells, *ACS Nano* 12 (2018) 3477–3486.
- [21] C. C. Stoumpos, M. G. Kanatzidis, The Renaissance of Halide Perovskites and Their Evolution as Emerging Semiconductors, *Acc. Chem. Res.* 48 (2015) 2791–2802.
- [22] J. Gan, J. He, R. L. Z. Hoye, A. Mavlonov, F. Raziq, J. L. MacManus-Driscoll, X. Wu, S. Li, X. Zu, Y. Zhan, X. Zhang, L. Qiao,  $\alpha$ - $\text{CsPbI}_3$  Colloidal Quantum Dots: Synthesis, Photodynamics, and Photovoltaic Applications, *ACS Energy Letters* 4 (2019) 1308–1320.
- [23] X. Li, F. Cao, D. Yu, J. Chen, Z. Sun, Y. Shen, Y. Zhu, L. Wang, Y. Wei, Y. Wu, H. Zeng, All inorganic halide perovskites nanosystem: Synthesis, structural features, optical properties and optoelectronic applications, *Small* 13 (2017) 1603996.
- [24] A. S. Dayan, B.-E. Cohen, S. Aharon, C. Tenailleau, M. Wierzhowska, L. Etgar, Enhancing Stability and Photostability of  $\text{CsPbI}_3$  by Reducing its Dimensionality, *Chem. Mat.* 30 (2019) 8017–8024.
- [25] D. B. Straus, S. Guo, R. J. Cava, Kinetically Stable Single Crystals of Perovskite-Phase  $\text{CsPbI}_3$ , *J. Am. Chem. Soc.* 141 (2019) 11435–11439.
- [26] Z. Long, H. Ren, J. Sun, J. Ouyang, N. Na, High-throughput and tunable synthesis of colloidal  $\text{CsPbX}_3$  perovskite nanocrystals in a heterogeneous system by microwave irradiation, *Chem. Commun.* 53 (2017) 9914–9917.
- [27] C. Wang, A. S. R. Chesman, J. J. Jasieniak, Stabilizing the cubic perovskite phase of  $\text{CsPbI}_3$  nanocrystals by using an alkyl phosphinic acid, *Chem. Commun.* 53 (2017) 232–235.
- [28] G. Nedelcu, L. Protesescu, S. Yakunin, M. I. Bodnarchuk, M. J. Grotevent, M. V. Kovalenko, Fast Anion-Exchange in Highly Luminescent Nanocrystals of Cesium Lead Halide Perovskites ( $\text{CsPbX}_3$ , X = Cl, Br, I), *Nano Lett.* 15 (2015) 5635–5640.
- [29] Q. A. Akkerman, V. D’Innocenzo, S. Accornero, A. Scarpellini, A. Petrozza, M. Prato, L. Manna, Tuning the Optical Properties of Cesium Lead Halide Perovskite Nanocrystals by Anion Exchange Reactions, *J. Am. Chem. Soc.* 137 (2015) 10276–10281.
- [30] J. B. Hoffman, A. L. Schleper, P. V. Kamat, Transformation of Sintered  $\text{CsPbBr}_3$  Nanocrystals to Cubic  $\text{CsPbI}_3$  and Gradient  $\text{CsPbBr}_x\text{I}_{3-x}$  through



- Halide Exchange, *J. Am. Chem. Soc.* 138 (2016) 8603–8611.
- [31] T. Zhang, G. Li, Y. Chang, X. Wang, B. Zhang, H. Mou, Y. Jiang, Full-spectra hyperfluorescence cesium lead halide perovskite nanocrystals obtained by efficient halogen anion exchange using zinc halogenide salts, *CrystEngComm*. 19 (2017) 1165–1171.
- [32] M. Li, X. Zhang, S. Lu, P. Yang, Phase transformation, morphology control, and luminescence evolution of cesium lead halide nanocrystals in the anion exchange process, *RSC Adv.* 6 (2016) 103382–103389.
- [33] M. Kulbak, D. Cahen, G. Hodes, How Important Is the Organic Part of Lead Halide Perovskite Photovoltaic Cells? Efficient CsPbBr<sub>3</sub> Cells, *J. Phys. Chem. Lett.* 6 (2015) 2452–2456.
- [34] C.-X. Qian, Z.-Y. Deng, K. Yang, J. Feng, M.-Z. Wang, Z. Yang, S. Liu, H.-J. Feng, Interface Engineering of CsPbBr<sub>3</sub>/TiO<sub>2</sub> Heterostructure with Enhanced Optoelectronic Properties for All-Inorganic Perovskite Solar Cells, *Appl. Phys. Lett.* 112 (2018) 093901.
- [35] X. Liu, X. Tan, Z. Liu, H. Ye, B. Sun, T. Shi, Z. Tang, G. Liao, Boosting the efficiency of carbon-based planar CsPbBr<sub>3</sub> perovskite solar cells by a modified multistep spin-coating technique and interface engineering, *Nano Energy* 56 (2019) 184.
- [36] Y. Guo, X. Yin, J. Liu, W. Que, Highly efficient CsPbIBr<sub>2</sub> perovskite solar cells with efficiency over 9.8% fabricated using a preheating-assisted spin-coating method, *J. Mater. Chem. A* 7 (2019) 19008–19016.
- [37] Z. Guo, S. Teo, Z. Xu, C. Zhang, Y. Kamata, S. Hayase, T. Ma, Achievable high Voc of carbon based all-inorganic CsPbIBr<sub>2</sub> perovskite solar cells through interface engineering, *J. Mater. Chem. A* 7 (2019) 1227–1232.
- [38] W. Zhu, Q. Zhang, D. Chen, Z. Zhang, Z. Lin, J. Chang, J. Zhang, C. Zhang, Y. Hao, Intermolecular Exchange Boosts Efficiency of Air-Stable, Carbon-Based All-Inorganic Planar CsPbIBr<sub>2</sub> Perovskite Solar Cells to Over 9%, *Adv. Energy Mater.* 8 (2018) 1802080.
- [39] C. F. T. Lau, X. Deng, Q. Ha, J. Zhang, J. S. Yun, M. A. Green, S. Huang, A. W. Y. Ho-Baillie, CsPbIBr<sub>2</sub> Perovskite Solar Cells by Spray-Assisted Deposition, *ACS Energy Lett.* 1 (2016) 573–577.
- [40] W. Chen, H. Chen, G. Xu, R. Xue, S. Wang, Y. Li, Precise Control of Crystal Growth for Highly Efficient CsPbI<sub>2</sub>Br Perovskite Solar Cells, *Joule* 3 (2019) 191–204.
- [41] B. Parida, J. Ryu, S. Yoon, S. Lee, Y. Seo, J. S. Cho, D. W. Kang, Two-step growth of CsPbI<sub>3-x</sub>Br<sub>x</sub> films employing dynamic CsBr treatment: toward all-inorganic perovskite photovoltaics with enhanced stability, *J. Mater. Chem. A* 7 (2019) 18488–18498.
- [42] C. H. Ng, T. S. Ripolles, K. Hamada, S. H. Teo, H. N. Lim, J. Bisquert, S. Hayase, Tunable Open Circuit Voltage by Engineering Inorganic Cesium Lead Bromide/Iodide Perovskite Solar Cells, *Sci. Rep.* 8 (2018) 2482.
- [43] F. Zhao, J. Liu, X. Gao, X. Qin, X. Qiu, X. Liu, T. He, R. Chen, Comparison Studies of the Linear and Nonlinear Optical Properties of CsPbBr<sub>x</sub>I<sub>3-x</sub> Nanocrystals: The Influence of Dimensionality and Composition, *J. Phys. Chem. C*. 123 (2019) 9538–9543.
- [44] Z. Li, X. Liu, J. Xu, Y. Liao, H. Zhao, B. Zhang, S. F. Liu, J. Yao, Moisture-induced Crystallinity Improvement for Efficient CsPbI<sub>3-x</sub>Br<sub>x</sub> Perovskite Solar Cells with Excess Cesium Bromide, *J. Phys. Chem. Lett.* 10 (2019) 4587–4595.
- [45] C.-J. Yu, Advances in modelling and simulation of halide perovskites for solar cell applications, *J. Phys. Energy* 1 (2019) 022001.
- [46] U.-G. Jong, C.-J. Yu, Y.-S. Kim, Y.-H. Kye, C.-H. Kim, First-principles Study on the Material Properties of Inorganic Perovskite Rb<sub>1-x</sub>Cs<sub>x</sub>PbI<sub>3</sub> for Solar Cell Applications, *Phys. Rev. B* 98 (2018) 125116.
- [47] U.-G. Jong, C.-J. Yu, Y.-H. Kye, Y.-S. Kim, C.-H. Kim, S.-G. Ri, A First-Principles Study on the Chemical Stability of Inorganic Perovskite Solid Solutions Cs<sub>1-x</sub>Rb<sub>x</sub>PbI<sub>3</sub> at Finite Temperature and Pressure, *J. Mater. Chem. A* 6 (2018) 17994–18002.
- [48] U.-G. Jong, C.-J. Yu, J.-S. Ri, N.-H. Kim, G.-C. Ri, Influence of halide composition on the structural, electronic, and optical properties of mixed CH<sub>3</sub>NH<sub>3</sub>Pb(I<sub>1-x</sub>Br<sub>x</sub>)<sub>3</sub> perovskites calculated using the virtual crystal approximation method, *Phys. Rev. B* 94 (2016) 125139.
- [49] U.-G. Jong, C.-J. Yu, Y.-M. Jang, G.-C. Ri, S.-N. Hong, Y.-H. Pae, Revealing the stability and efficiency enhancement in mixed halide perovskites MAPb(I<sub>1-x</sub>Cl<sub>x</sub>)<sub>3</sub> with ab initio calculations, *J. Power Sources* 350 (2017) 65–72.
- [50] J. Brgoch, A. J. Lehner, M. Chabynyc, R. Seshadri, Ab Initio Calculations of Band Gaps and Absolute Band Positions of Polymorphs of RbPbI<sub>3</sub> and CsPbI<sub>3</sub>: Implications for Main-Group Halide Perovskite Photovoltaics, *J. Phys. Chem. C* 118 (2014) 27721–27727.
- [51] Y. Ying, X. Luo, H. Huang, Pressure-Induced Topological Non-Trivial Phase and Tunable Optical Properties in All-Inorganic Halide Perovskites, *J. Phys. Chem. C* 122 (2018) 17718–17725.
- [52] R. X. Yang, J. M. Skelton, E. L. da Silva, J. M. Frost, A. Walsh, Spontaneous Octahedral Tilting in the Cubic Inorganic Cesium Halide Perovskites CsSnX<sub>3</sub> and CsPbX<sub>3</sub> (X = F, Cl, Br, I), *J. Phys. Chem. Lett.* 8 (2017) 4720–4726.
- [53] Y.-H. Kye, C.-J. Yu, U.-G. Jong, K.-C. Ri, J.-S. Kim, S.-H. Choe, S.-N. Hong, S. Li, J. N. Wilson, A. Walsh, Vacancy-Driven Stabilization of the Cubic Perovskite Polymorph of CsPbI<sub>3</sub>, *J. Phys. Chem. C* 123 (2019) 9735–9744.
- [54] A. Marrognier, H. Lee, B. Geffroy, J. Even, Y. Bonnassieux, G. Roma, Structural Instabilities Related to Highly Anharmonic Phonons in Halide Perovskites, *J. Phys. Chem. Lett.* 8 (2017) 2659–2665.
- [55] P. Giannozzi and S. Baroni and N. Bonini and M. Calandra and R. Car, *et al.*, QUANTUM ESPRESSO: a modular and open-source software project for quantum simulations of materials, *J. Phys.:Condens. Matter* 21 (2009) 395502.
- [56] X. Gonze, F. Jollet, F. A. Araujo, D. Adams, B. Amadon, T. Applen-court, C. Audouze, J.-M. Beuken, J. Bieder, A. Bokhanchuk, E. Bousquet, F. Bruneval, D. Caliste, M. Cote, F. Dahm, F. D. Pieve, M. Delaveau, M. D. Gennar, B. Dorado, C. Espejo, G. Geneste, L. Genovese, A. Gerossier, M. Giantomassi, Y. Gillet, D. R. Hamann, L. He, G. Jomard, J. L. Janssen, S. L. Roux, A. Levitt, A. Lherbier, F. Liu, I. Lukacevic, A. Martin, C. Martins, M. J. T. Oliveira, S. Ponce, Y. Pouillon, T. Rangel, G.-M. Rignanese, A. H. Romero, B. Rousseau, O. Rubel, A. A. Shukri, M. Stankovski, M. Torrent, M. J. V. Setten, B. V. Troeye, M. J. Verstraete, D. Waroquier, J. Wiktor, B. Xue, A. Zhou, J. W. Zwanziger, Recent developments in the ABINIT software package, *Comput. Phys. Commun.* 205 (2016) 106.
- [57] X. Gonze, B. Amadon, P. M. Anglade, J.-M. Beuken, F. Bottin, *et al.*, ABINIT: First-principles Approach to Material and Nanosystem Properties, *Comput. Phys. Commun.* 180 (2009) 2582–2615.
- [58] N. Troullier, J. L. Martins, Efficient Pseudopotentials for Plane-Wave Calculations, *Phys. Rev. B* 43 (1991) 1993–2006.
- [59] J. P. Perdew, A. Zunger, Self-interaction correction to density-functional approximation for many-electron systems, *Phys. Rev. B* 23 (1981) 5048–5079.
- [60] C.-J. Yu, H. Emmerich, An efficient virtual crystal approximation that can be used to treat heterovalent atoms, applied to (1-x)BiScO<sub>3</sub>-xPbTiO<sub>3</sub>, *J. Phys.: Condens. Matter* 19 (2007) 306203.
- [61] J.-P. Poirier, A. Tarantola, A logarithmic equation of state, *Phys. Earth Planet Inter.* 109 (1998) 1–8.
- [62] C.-J. Yu, G.-C. Ri, U.-G. Jong, Y.-G. Choe, S.-J. Cha, Refined phase coexistence line between graphite and diamond from density-functional theory and van der Waals correction, *Physica B* 434 (2014) 185–193.
- [63] J. P. Perdew, A. Ruzsinszky, G. I. Csonka, O. A. Vydrov, G. E. Scuseria, L. A. Constantin, X. Zhou, K. Burke, Restoring the Density Gradient Expansion for Exchange in Solids and Surfaces, *Phys. Rev. Lett.* 100 (2008) 136406.
- [64] J. Heyd, G. E. Scuseria, Efficient Hybrid Density Functional Calculations in Solids: Assessment of the Heyd Scuseria Ernzerhof Screened Coulomb Hybrid Functional, *J. Chem. Phys.* 121 (2004) 1187.
- [65] M. Kulbak, S. Gupta, N. Kedem, I. Levine, T. Bendikov, G. Hodes, D. Cahen, Cesium Enhances Long-Term Stability of Lead Bromide Perovskite-Based Solar Cells, *J. Phys. Chem. Lett.* 7 (2016) 167–172.
- [66] L. Atourki, E. Vega, B. Mari, M. Mollarb, H. A. Ahsainec, K. Bouabida, A. Ihlal, Role of the chemical substitution on the structural and luminescence properties of the mixed halide perovskite thin MAPbI<sub>3-x</sub>Br<sub>x</sub> (0 < x < 1) films, *Appl. Surf. Sci.* 371 (2016) 112–117.
- [67] J. H. Noh, S. H. Im, J. H. Heo, T. N. Mandal, S. I. Seok, Chemical management for colorful, efficient, and stable inorganic-organic hybrid nanostructured solar cells, *Nano Lett.* 13 (2013) 1764–1769.
- [68] J. Even, L. Pedesseau, C. Katan, Analysis of multivalley and multi-bandgap absorption and enhancement of free carriers related to exciton screening in hybrid perovskites, *J. Phys. Chem. C* 118 (2014) 11566–11572.
- [69] Y.-K. Jung, J.-H. Lee, A. Walsh, A. Soon, Influence of Rb/Cs Cation-Exchange on Inorganic Sn Halide Perovskites: From Chemical Structure

to Physical Properties, Chem. Mater 29 (2017) 3181–3188.