

# Saddlepoint approximations for spatial panel data models

Chaonan Jiang\*, Davide La Vecchia †, Elvezio Ronchetti ‡, Olivier Scaillet §

July 14, 2021

## Abstract

We develop new higher-order asymptotic techniques for the Gaussian maximum likelihood estimator in a spatial panel data model, with fixed effects, time-varying covariates, and spatially correlated errors. Our saddlepoint density and tail area approximation feature *relative error* of order  $O(1/(n(T-1)))$  with  $n$  being the cross-sectional dimension and  $T$  the time-series dimension. The main theoretical tool is the tilted-Edgeworth technique in a non-identically distributed setting. The density approximation is always non-negative, does not need resampling, and is accurate in the tails. Monte Carlo experiments on density approximation and testing in the presence of nuisance parameters illustrate the good performance of our approximation over first-order asymptotics and Edgeworth expansions. An empirical application to the investment-saving relationship in OECD (Organisation for Economic Co-operation and Development) countries shows disagreement between testing results based on first-order asymptotics and saddlepoint techniques.

*Keywords:* Higher-order asymptotics, investment-saving, random field, tail area.

---

\*Research Center for Statistics and Geneva School of Economics and Management, University of Geneva, Blv. Pont d'Arve 40, 1211 Geneva, Switzerland, [chaonan.jiang@unige.ch](mailto:chaonan.jiang@unige.ch)

†Research Center for Statistics and Geneva School of Economics and Management, University of Geneva, Blv. Pont d'Arve 40, 1211 Geneva, Switzerland, [davide.lavecchia@unige.ch](mailto:davide.lavecchia@unige.ch)

‡Research Center for Statistics and Geneva School of Economics and Management, University of Geneva, Blv. Pont d'Arve 40, 1211 Geneva, Switzerland, [elvezio.ronchetti@unige.ch](mailto:elvezio.ronchetti@unige.ch)

§Geneva Finance Research Institute, Geneva School of Economics and Management, University of Geneva and Swiss Finance Institute, Blv. Pont d'Arve 40, 1211 Geneva, Switzerland, [olivier.scaillet@unige.ch](mailto:olivier.scaillet@unige.ch)

# 1 Introduction

Accounting for spatial dependence is of interest both from an applied and a theoretical point of view. Indeed, panel data with spatial cross-sectional interaction enable empirical researchers to take into account the temporal dimension and, at the same time, control for the spatial dependence. From a theoretical point of view, the special features of panel data with spatial effects present the challenge to develop new methodological tools.

Much of the machinery for conducting statistical inference on panel data models has been established under the simplifying assumption of cross-sectional independence. This assumption may be inadequate in many cases. For instance, correlation across spatial data comes typically from competition, spillovers, or aggregation. The presence of such a correlation might be anticipated in observable variables and/or in the unobserved disturbances in a statistical model and ignoring it can have adverse effects on routinely-applied inferential procedures. See, e.g., [Gaetan and Guyon \(2010\)](#), [Rosenblatt \(2012\)](#), [Cressie \(2015\)](#), [Cressie and Wikle \(2015\)](#), and recently [Wikle et al. \(2019\)](#) for book-length discussions in the statistical literature. In the econometric literature, see, e.g., [Kapoor et al. \(2007\)](#), [Lee and Yu \(2010\)](#), [Robinson and Rossi \(2014b\)](#), [Robinson and Rossi \(2015\)](#), and, for book-length presentations, [Baltagi \(2008, Ch. 13\)](#), [Anselin \(1988\)](#), and [Kelejian and Piras \(2017\)](#).

Different nonparametric, semiparametric, and parametric approaches have been proposed to incorporate cross-sectional dependence in panel data models. The choice on the modeling approach depends on the time series ( $T$ ) and cross-sectional ( $n$ ) dimensions. A nonparametric approach is only feasible when  $T$  is large relative to  $n$ . In other situations, typically when  $T$  is very small (e.g.,  $T = 2$ ) and  $n$  is large, semiparametric models have been employed, including time varying regressors (namely factor models) and spatial au-

toregressive component, when information on spatial distances is available. Least squares and quasi maximum-likelihood estimator represent the main popular tools for estimation within this setting. When both  $T$  and  $n$  are small, the parametric approach is the sensible choice and (Gaussian) likelihood-based procedures are applied to define the maximum likelihood estimator (MLE).

There is a vast literature on the MLE for spatial autoregressive models, an early reference being [Ord \(1975\)](#). The derivation of the first-order asymptotics is available in the econometric literature; we refer to the seminal paper by [Lee \(2004\)](#). For the class of spatial autoregressive processes, with fixed effects, time-varying covariates, and spatially correlated errors that we consider in this paper, the first-order asymptotic results for the Gaussian MLE are available in [Lee and Yu \(2010\)](#), where the authors derive asymptotic approximations (the exact finite-sample distribution being intractable), when the cross-sectional dimension  $n$  is large and  $T$  is finite or large.

The main issue related to first-order asymptotic approximations is that, when  $n$  is not very large, such approximations may be unreliable: alternatives are highly recommended. [Bao and Ullah \(2007\)](#) provide analytic formulae for the second-order bias and mean squared error of the MLE for the spatial parameter  $\lambda$ , in a Gaussian model. [Bao \(2013\)](#) and [Yang \(2015\)](#) extend these approximations to include also exogenous explanatory variables, which remain valid also when the process is not Gaussian. [Robinson and Rossi \(2014a,b\)](#) develop Edgeworth-improved tests for no spatial correlation in spatial autoregressive models for pure cross-sectional data based on least squares estimation and Lagrange multiplier tests. Moreover, [Robinson and Rossi \(2015\)](#) work on the concentrated likelihood and derive an Edgeworth expansion for MLE of  $\lambda$  in the setting of a first-order spatial autoregressive panel data model, with fixed effects and without covariates. [Hillier and Martellosio \(2018\)](#) (see their §6) and [Martellosio and Hillier \(2020\)](#) (see their §3.5) propose saddlepoint approximations for the profile likelihood estimator of  $\lambda$ .

Resampling methods are also available alternatives to improve on the first-order asymptotics, achieving higher-order asymptotic refinements in terms of *absolute* error. However, it requires either a bias correction or an asymptotically pivotal statistics; see [Hall \(1992\)](#) and [Horowitz \(2001\)](#) in the i.i.d. setting. To the best of our knowledge, for spatial panel models considered in this paper, such results are not available.

The aim of this paper is to introduce *saddlepoint approximations* for parametric spatial autoregressive panel data models with fixed effects and time-varying covariates. They overcome the problems mentioned above by means of the tilted-Edgeworth technique. For general references on saddlepoint approximations in the i.i.d. setting, see the seminal paper of [Daniels \(1954\)](#) and the book-length presentations of [Field and Ronchetti \(1990\)](#), [Jensen \(1995\)](#), [Kolassa \(2006\)](#), and [Brazzale et al. \(2007\)](#). For a result about testing on spatial dependence, see [Tiefelsdorf \(2002\)](#), and for developments in time series models, see [La Vecchia and Ronchetti \(2019\)](#).

We remark that we could cast the methodology of this paper into the framework of statistical analysis of random fields on a network graph, where the underlying, known, network graph describes the spatial structure of the stochastic process; see e.g. [Kolaczyk \(2009\)](#) Ch. 8 for a book-length introduction. In §2, we briefly comment on this approach. For the ease-of-reference to the extant econometric literature, in the rest of the paper, we prefer to stick to the econometric notation and terminology of spatial panel data models.

The paper is organized as follows. In §2, we provide a motivating example. §3 defines the general model setting and the estimation method, whereas the detailed methodology is presented in §4. In particular in §4.5 we provide a detailed discussion about the connections with the econometric literature. Algorithms and computational aspects are discussed in §5. §6 provides numerical comparison with other methods and, in §6.2, we tackle the problem of testing in the presence of nuisance parameters. In §7, we present an empirical application. The online Supplementary Material contains detailed derivations, technical appendices and

additional numerical experiments.

## 2 Motivating example

We motivate our research by a Monte Carlo (MC) exercise illustrating the low accuracy of the routinely applied first-order asymptotics in the setting of spatial panel data model. We consider the model:

$$\begin{aligned} Y_{nt} &= \lambda_0 W_n Y_{nt} + X_{nt} \beta_0 + c_{n0} + E_{nt}, \\ E_{nt} &= \rho_0 M_n E_{nt} + V_{nt}, \end{aligned} \quad t = 1, \dots, T, \tag{2.1}$$

where  $Y_{nt} = (y_{1t}, y_{2t}, \dots, y_{nt})$ ,  $X_{nt}$  is an  $n \times k$  matrix of non stochastic time-varying regressors,  $c_{n0}$  is an  $n \times 1$  vector of fixed effects, and  $V_{nt} = (v_{1t}, v_{2t}, \dots, v_{nt})'$  are  $n \times 1$  vectors with  $v_{it} \sim \mathcal{N}(0, \sigma_0^2)$ , i.i.d. across  $i$  and  $t$ . The matrices  $W_n$  and  $M_n$  are weighting matrices describing the spatial dynamics. Following the literature, we label this model SARAR(1,1) to emphasize the spatial dependence in both the response variable  $Y_{nt}$  and the error  $E_{nt}$ .

As in the MC example in [Lee and Yu \(2010\)](#) p. 172, we generate samples from (2.1) using  $\theta_0 = (\beta_0, \lambda_0, \rho_0, \sigma_0^2)' = (1.0, 0.2, 0.5, 1)'$ ,  $T = 5$ , and  $k = 4$  covariates. The quantities  $X_{nt}$ ,  $c_{n0}$  and  $V_{nt}$  are generated from independent standard normal distributions and, as it is customary in the econometric literature, we set  $W_n = M_n$ , where the off-diagonal elements are different from zero, while the diagonal elements are all zero. We consider two sample sizes:  $n = 24$  (small sample) and  $n = 100$  (moderate/large sample). The choice of  $n = 24$  is related to the empirical data analysis that we consider in §7, where we apply the model in (2.1) to conduct inference on the investment-saving relation for the 24 OECD (Organisation for Economic Co-operation and Development) countries. Similar sample sizes arise in many real data analyses, where panel datasets contain a limited number of cross-sectional units, e.g., sampling can be expensive and/or time consuming, as it is typically the case in field

studies.

As it is customary in the statistical/econometric software, we illustrate the inference issues related to the use of the first-order asymptotics by means of three different spatial weight matrices: Rook matrix, Queen matrix, and Queen matrix with torus. In Figure 1, we display the geometry of  $Y_{nt}$  as implied by each considered spatial matrix: the plots highlight that different matrices imply different spatial relations. For instance, we see that the Rook matrix implies fewer links than the Queen matrix. Indeed, the Rook criterion defines neighbours by the existence of a common edge between two spatial units, whilst the Queen criterion is less rigid and defines neighbours as spatial units sharing an edge or a vertex. Besides, we may interpret  $\{Y_{nt}\}$  as a  $n$ -dimensional random field on the network graph which describes the known underlying spatial structure. Then,  $W_n$  represents the weighted adjacency matrix (in the spatial econometrics literature,  $W_n$  is called contiguity matrix). In Figure 1, we display the geometry of a random field on a regular lattice (undirected graph). In the real data example of §7, we consider a random field over a manifold (a sphere), providing two additional examples for  $W_n$ .

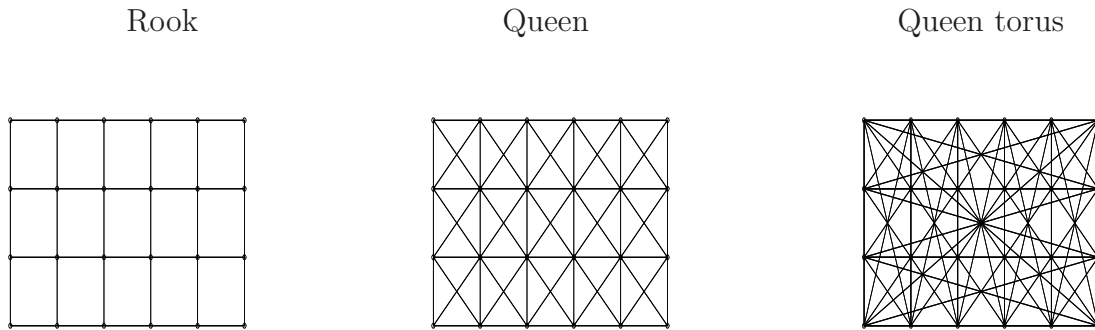


Figure 1: Different types of neighboring structure for  $Y_{nt}$ , as implied by different types of  $W_n$  matrix, for  $n = 24$ .

To illustrate the inferential issues entailed by the use of first-order asymptotics, for each type of  $W_n$ , we generate a sample of  $n$  observations. Since  $c_{n0}$  creates an incidental parameter issue, we eliminate it by the standard differentiation procedure, and for each MC run we estimate the model parameter  $\theta$  using the transformation approach of [Lee and Yu \(2010\)](#), with maximum likelihood estimation method; we refer to the R package `spml` for implementation details. We set the MC size to 5000.

We illustrate graphically the behavior of the first-order asymptotic theory in finite sample by comparing the distribution of  $\hat{\lambda}$  to the Gaussian asymptotic distribution (see [§4.1](#) for details). Via QQ-plot analysis, [Figure 2](#) shows that the Gaussian approximation can be either too thin or too thick in the tails with respect to the “exact” distribution. For instance, when  $n = 24$  and  $W_n$  is rook, the Gaussian quantiles are larger than the “exact” ones in the left tail, while we observe the opposite phenomenon in the right tail. Similar considerations hold for the other types of  $W_n$ . The more complex is the geometry of  $W_n$  (e.g.,  $W_n$  has Queen structure) the more pronounced are the departures from the Gaussian. For  $n = 100$ , and  $W_n$  Rook, the MLE displays a distribution which is in line with the Gaussian one (see bottom left panel). However, when  $W_n$  becomes more complex (e.g., Queen with torus), larger departures in the tails are still evident. In [Appendix D.1](#), we illustrate that similar conclusions are available also for the simpler SAR(1) model:

$$Y_{nt} = \lambda_0 W_n Y_{nt} + c_{n0} + V_{nt}, \quad \text{for } t = 1, 2, \quad (2.2)$$

where  $\theta_0 = (\lambda_0, \sigma_0^2)'$ . More generally, unreported results suggest that, in the considered SARAR setting, the “exact” and the asymptotic distribution, as well as the saddlepoint approximation, agree for the considered types of  $W_n$ , when  $n \geq 250$ .

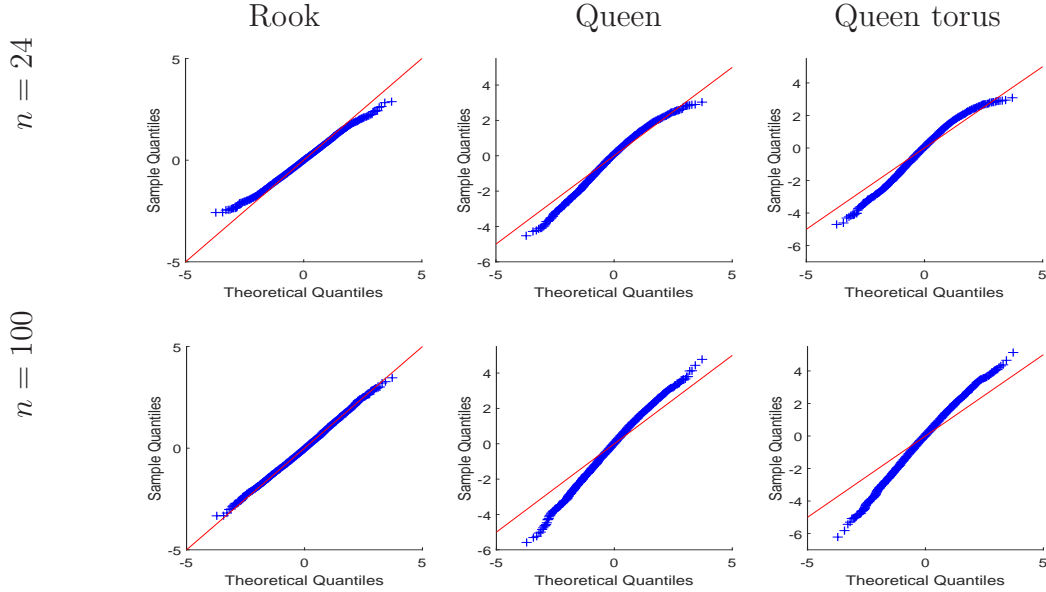


Figure 2: SARAR(1,1) model: QQ-plot vs normal of the MLE  $\hat{\lambda}$ , for different sample sizes ( $n = 24$  and  $n = 100$ ),  $\lambda_0 = 0.2$ , and different types of  $W_n$  matrix.

### 3 Model setting and estimation method

Let us consider a random field described by the SARAR(1,1) model in (2.1). We label by  $P_{\theta_0} \in \mathcal{P}$ , with  $\theta_0 \in \Theta \subset \mathbb{R}^d$ , the actual underlying distribution, which is characterized by  $\theta_0 = (\beta_0, \lambda_0, \rho_0, \sigma_0^2)'$ , the true parameter value. The matrix  $W_n$  is an  $n \times n$  nonstochastic spatial weight matrix that generates the spatial dependence on  $y_{it}$  among cross sectional units. The matrix  $X_{nt}$  is an  $n \times k$  matrix of non stochastic time varying regressors, and  $c_{n0}$  is an  $n \times 1$  vector of fixed effects. Similarly,  $M_n$  is an  $n \times n$  spatial weight matrix for the disturbances — quite often  $W_n = M_n$ . Moreover, we define  $S_n(\lambda) = I_n - \lambda W_n$ , and analogously  $R_n(\rho) = I_n - \rho M_n$ .

The vector  $c_{n0}$  introduces an incidental parameter problem; see [Lee and Yu \(2010\)](#) and [Robinson and Rossi \(2015\)](#). To cope with this issue, we follow the standard approach, and we transform the model in order to derive consistent estimator for the model parameter



$\theta = (\beta', \lambda, \rho, \sigma^2)'$  and  $\theta \in \Theta \subset \mathbb{R}^d$ . To achieve the goal, we first eliminate the individual effects by the deviation from the time-mean operator  $J_T = (I_T - \frac{1}{T}l_T l_T')$ , where  $I_T$  is the  $T \times T$  identity matrix, and  $l_T = (1, \dots, 1)'$ , namely the  $T \times 1$  vector of ones. Without creating linear dependence in the resulting disturbances, we adopt the transformation introduced by [Lee and Yu \(2010\)](#).

First, let the orthonormal eigenvector matrix of  $J_T$  be  $[F_{T,T-1}, \frac{1}{\sqrt{T}}l_T]$ , where  $[\cdot]$  represents a matrix horizontal concatenation and  $F_{T,T-1}$  is the  $T \times (T-1)$  submatrix corresponding to the unit eigenvalues. Then, for any  $n \times T$  matrix  $[Z_{n1}, \dots, Z_{nT}]$ , we define the transformed  $n \times (T-1)$  matrix  $[Z_{n1}^*, \dots, Z_{nT}^*] = [Z_{n1}, \dots, Z_{nT}]F_{T,T-1}$ . Similarly, we define  $X_{nt}^* = [X_{nt,1}^*, X_{nt,2}^*, \dots, X_{nt,k}^*]$ . Thus, we transform the model in (2.1) and we obtain:

$$\begin{aligned} Y_{nt}^* &= \lambda_0 W_n Y_{nt}^* + X_{nt}^* \beta_0 + E_{nt}^*, \\ E_{nt}^* &= \rho_0 M_n E_{nt}^* + V_{nt}^*, \quad t = 1, 2, \dots, T. \end{aligned} \tag{3.1}$$

Since  $(V_{n1}^{*'}, \dots, V_{n(T-1)}^{*'})' = (F_{T,T-1}' \otimes I_n) (V_{n1}', \dots, V_{n(T-1)}')$ , and the  $v_{it}$  are i.i.d., we have

$$\mathbb{E} \left[ (V_{n1}^{*'}, \dots, V_{n(T-1)}^{*'})' (V_{n1}^{*'}, \dots, V_{n(T-1)}^{*'}) \right] = \sigma_0^2 I_{n(T-1)},$$

where  $\mathbb{E}[\cdot]$  represents the expectation taken w.r.t.  $P_{\theta_0}$ . Now, the Gaussian assumption on the innovation terms implies that  $v_{it}^*$  are independent for all  $i$  and  $t$ ; without this assumption, they would be simply uncorrelated. See [Lee and Yu \(2010\)](#) p. 167. Thus, defining  $\zeta = (\beta', \lambda, \rho)'$ , the log-likelihood is:

$$\begin{aligned} \ln L_{n,T}(\theta) = \ell_{n,T}(\theta) &= -\frac{n(T-1)}{2} \ln(2\pi\sigma^2) + (T-1)[\ln |S_n(\lambda)| + \ln |R_n(\rho)|] \\ &\quad - \frac{1}{2\sigma^2} \sum_{t=1}^{T-1} V_{nt}^{*'}(\zeta) V_{nt}^*(\zeta), \end{aligned}$$

where  $V_{nt}^*(\zeta) = R_n(\rho)[S_n(\lambda)Y_{nt}^* - X_{nt}^*\beta]$ . As remarked in [Lee and Yu \(2010\)](#), the function

$L_{n,T}$  has a conditional likelihood interpretation: it is the likelihood conditional on the time average  $\sum_{t=1}^T Y_{nt}/T$ , which is a sufficient statistic for  $c_{n0}$ , under normality.

We rewrite  $\ell_{n,T}(\theta)$  in terms of a quadratic form in  $\tilde{V}_{nt}(\zeta)$  as:

$$\begin{aligned} \ell_{n,T}(\theta) &= -\frac{n(T-1)}{2} \ln(2\pi\sigma^2) + (T-1)[\ln |S_n(\lambda)| + \ln |R_n(\rho)|] \\ &\quad - \frac{1}{2\sigma^2} \sum_{t=1}^T \tilde{V}_{nt}'(\zeta) \tilde{V}_{nt}(\zeta), \end{aligned} \quad (3.2)$$

where  $\tilde{V}_{nt}(\zeta) = R_n(\rho)[S_n(\lambda)\tilde{Y}_{nt} - \tilde{X}_{nt}\beta]$ , with

$$\tilde{Y}_{nt} = Y_{nt} - \sum_{t=1}^T Y_{nt}/T, \quad \tilde{X}_{nt} = X_{nt} - \sum_{t=1}^T X_{nt}/T. \quad (3.3)$$

The MLE  $\hat{\theta}_{n,T}$  for  $\theta$  is an  $M$ -estimator obtained by solving  $\hat{\theta}_{n,T} = \arg \max_{\theta \in \Theta} \ell_{n,T}(\theta)$ .

It implies the system of estimating equations:

$$0 = \frac{\partial \ell_{n,T}(\hat{\theta}_{n,T})}{\partial \theta} = \sum_{t=1}^T (T-1)^{-1} \psi_{nt}(\hat{\theta}_{n,T}), \quad (3.4)$$

where  $\psi_{nt}$  is the likelihood score function

$$\psi_{nt}(\theta) = \begin{pmatrix} \frac{T-1}{\sigma^2} (R_n(\rho) \tilde{X}_{nt})' \tilde{V}_{nt}(\zeta) \\ \frac{T-1}{\sigma^2} \left( (\ddot{G}_n \ddot{X}_{nt} \beta)' \tilde{V}_{nt}(\zeta) + \tilde{V}_{nt}' \ddot{G}_n' \tilde{V}_{nt} \right) - \frac{(T-1)^2}{T} \text{tr}(G_n(\lambda)) \\ \frac{T-1}{\sigma^2} (H_n(\rho) \tilde{V}_{nt}(\zeta))' \tilde{V}_{nt}(\zeta) - \frac{(T-1)^2}{T} \text{tr}(H_n(\rho)) \\ \frac{T-1}{2\sigma^4} \left( \tilde{V}_{nt}'(\zeta) \tilde{V}_{nt}(\zeta) - \frac{n(T-1)}{T} \sigma^2 \right) \end{pmatrix}, \quad (3.5)$$

where  $G_n(\lambda) = W_n S_n^{-1}$ ,  $H_n(\rho) = M_n R_n^{-1}$ ,  $\ddot{G}_n(\lambda) = R_n G_n R_n^{-1}$ , and  $\ddot{X}_{nt} = R_n \tilde{X}_{nt}$ .

## 4 Methodology

We assume  $n \gg T$ , so we deal with so-called *micro panels*: in the econometric literature, this type of data typically involve annual records covering a short time span for each individual. Within this setting for  $T$  being fixed, the standard asymptotic arguments rely crucially on the number  $n$  of individuals tending to infinity; see [Lee and Yu \(2010\)](#). In contrast, in our development, we consider small sample cross-sectional asymptotics ([Field and Ronchetti \(1990\)](#)), and we still leave  $T$  fixed (possibly small). However, we will keep  $T$  in the notation of normalizing factors to demonstrate the improved rate of convergence that would result if  $T \rightarrow \infty$  or it is large. The derivation of our higher-order techniques relies on three steps: (i) defining a second-order asymptotic (von Mises) expansion for the MLE, see [§4.1](#); (ii) identifying the corresponding  $U$ -statistic, see [§4.2](#); (iii) deriving the Edgeworth expansion for the  $U$ -statistic as in [Bickel et al. \(1986\)](#) and deriving the saddlepoint density by means of the tilted-Edgeworth technique, see [§4.3](#) and [§4.4](#). Similar approaches are available in the standard setting of i.i.d. random variables in [Easton and Ronchetti \(1986\)](#), [Barndorff-Nielsen and Cox \(1989\)](#), and [Gatto and Ronchetti \(1996\)](#).

### 4.1 The $M$ -functional related to the MLE and its first-order asymptotics

Let us first define the  $M$ -functional related to the MLE. To this end, we remark that the likelihood score function in [\(3.5\)](#) is a vector in  $\mathbb{R}^d$ , and each  $l$ -th element of this vector, for  $l = 1, \dots, d$ , is a sum of  $n$  terms. In what follows, for  $i = 1, \dots, n$ , we denote by  $\psi_{i,t,l}(\theta)$  the  $i$ -th term, at time  $t$ , of this sum for the  $l$ -th component of the score.

To specify  $\psi_{i,t,l}(\theta)$ , we set  $R_n(\rho) = (r'_1(\rho), r'_2(\rho), \dots, r'_n(\rho))'$ ,

$$\tilde{X}_{nt} = [\tilde{X}_{nt,1}, \tilde{X}_{nt,2}, \dots, \tilde{X}_{nt,k}],$$

$\tilde{V}_{nt}(\zeta) = (\tilde{v}_{1t}(\zeta), \tilde{v}_{2t}(\zeta), \dots, \tilde{v}_{nt}(\zeta))'$  and  $H_n(\rho) = (h'_1(\rho), h'_2(\rho), \dots, h'_n(\rho))'$ , where  $r_i(\rho)$  and  $h_i(\rho)$  are the  $i$ th row of  $R_n(\rho)$  and  $H_n(\rho)$ ,  $g_{ii}$  and  $h_{ii}$  are  $i$ th element of the diagonal of  $G_n(\lambda)$  and  $H_n(\rho)$ , respectively. Then, from (3.5), it follows

$$\psi_{i,t}(\theta) = \begin{pmatrix} \psi_{i,t,1}(\theta) \\ \psi_{i,t,2}(\theta) \\ \vdots \\ \psi_{i,t,d}(\theta) \end{pmatrix}_{d \times 1} = \begin{pmatrix} \frac{T-1}{\sigma^2} r_i(\rho) \tilde{X}_{nt,1} \tilde{v}_{it}(\zeta) \\ \frac{T-1}{\sigma^2} r_i(\rho) \tilde{X}_{nt,2} \tilde{v}_{it}(\zeta) \\ \vdots \\ \frac{T-1}{\sigma^2} r_i(\rho) \tilde{X}_{nt,k} \tilde{v}_{it}(\zeta) \\ \frac{T-1}{\sigma^2} r_i(\rho) \left( G_n \tilde{X}_{nt} \beta + G_n R_n^{-1}(\rho) \tilde{V}_{nt}(\zeta) \right) \tilde{v}_{it}(\zeta) - \frac{(T-1)^2}{T} g_{ii} \\ \frac{T-1}{\sigma^2} h_i(\rho) \tilde{V}_{nt}(\zeta) \tilde{v}_{it}(\zeta) - \frac{(T-1)^2}{T} h_{ii} \\ \frac{T-1}{2\sigma^4} (\tilde{v}_{it}(\zeta))^2 - \frac{T-1}{T} \sigma^2 \end{pmatrix}_{d \times 1}. \quad (4.1)$$

Thus, for every  $t = 1, 2, \dots, T$ , we have  $\psi_{nt}(\theta) = \left( \sum_{i=1}^n \psi_{i,t,1}(\theta), \dots, \sum_{i=1}^n \psi_{i,t,d}(\theta) \right)'$ , and, from (3.4), it follows that the MLE is the solution to

$$\frac{1}{n} \sum_{t=1}^T \left( \sum_{i=1}^n (T-1)^{-1} \psi_{i,t,1}(\hat{\theta}_{n,T}), \dots, \sum_{i=1}^n (T-1)^{-1} \psi_{i,t,d}(\hat{\theta}_{n,T}) \right)' = 0. \quad (4.2)$$

The  $M$ -functional  $\vartheta$  related to the MLE is implicitly defined as the unique functional root of:

$$\mathbb{E} \left\{ \sum_{t=1}^T (T-1)^{-1} \psi_{nt}[\vartheta(P_{\theta_0})] \right\} = 0, \quad (4.3)$$

or equivalently via the asymptotic maximization  $\theta_0 = \arg \max_{\theta \in \Theta} \mathbb{E}[\ell_{n,T}(\theta)]$ ; see e.g., Lee (2004). In what follows, we write  $\theta_0 = \vartheta(P_{\theta_0})$  to emphasize the dependence of the

functional on the measure  $P_{\theta_0}$ . The finite sample version of the  $M$ -functional in (4.3) is the  $M$ -estimator defined in (4.2), or equivalently via the finite sample maximization  $\hat{\theta}_{n,T} = \arg \max_{\theta \in \Theta} \ell_{n,T}(\theta)$ . In what follows, we write  $\hat{\theta}_{n,T} = \vartheta(P_{n,T})$ , where  $P_{n,T}$  is the measure associated to the  $n$ -dimensional sample. We can check the uniqueness of the  $M$ -estimator on a case-by-case basis, using Assumption A (see below) and working on the Gaussian log-likelihood. For instance, in the case of the SAR model, we can compute the second derivative of  $\ell_{n,T}$  w.r.t.  $\lambda$  and check that  $\ell_{n,T}$  is a concave function, admitting a unique maximizer. Alternatively, we can solve the estimating equations implied by first-order conditions related to  $\ell_{n,T}$  resorting on a one-step procedure and using for instance the GMM estimator (see Lee and Yu (2010) and reference therein) as a preliminary estimator; for a book-length description of one-step procedure; see, e.g., Van der Vaart (1998) Ch. 5.

In what follows, we set  $m := n(T - 1)$ , with  $m \rightarrow \infty$ , as  $n \rightarrow \infty$ . Then, we introduce

**Assumption A.**

(i) The elements  $\omega_{n,ij}$  of  $W_n$  and the elements  $m_{n,ij}$  of  $M_n$  in (2.1) are at most of order  $\tilde{h}_n^{-1}$ , denoted by  $O(1/\tilde{h}_n)$ , uniformly in all  $i, j$ , where the rate sequence  $\{\tilde{h}_n\}$  is bounded, and  $\tilde{h}_n$  is bounded away from zero for all  $n$ . As a normalization, we have  $\omega_{n,ii} = m_{n,ii} = 0$ , for all  $i$ .

(ii)  $n$  diverges, while  $T \geq 2$  and it is finite.

(iii) Assumptions 2-5 and Assumption 7 in Lee and Yu (2010) are satisfied.

(iv) Denote  $C_n = \ddot{G}_n - n^{-1}tr(\ddot{G}_n)I_n$  and  $D_n = H_n - n^{-1}tr(H_n)I_n$  where  $\ddot{G}_n = R_n G_n R_n^{-1}$  and  $H_n = M_n R_n^{-1}$ . Then  $C_n^s = C_n + C_n'$  and  $D_n^s = D_n + D_n'$ . The limit of  $n^{-2} [tr(C_n^s C_n^s)tr(D_n^s D_n^s) - tr^2(C_n^s D_n^s)]$  is strictly positive as  $n \rightarrow \infty$ .

Assumptions A(i) characterizes the behavior of  $W_n$  and  $M_n$  in terms of  $n$ , and  $W_n$  and  $M_n$  are row-normalized. It means  $\omega_{n,ij} = d_{ij} / \sum_{j=1}^n d_{ij}$ , where  $d_{ij}$  is the spatial distance

of the  $i$ -th and the  $j$ -th units in some (characteristic) space. For each  $i$ , the weight  $\omega_{n,ij}$  defines an average of neighboring values. In what follows, we consider spatial weight matrices (like, e.g., Rook and Queen) such that  $\sum_{j=1}^n d_{ij} = O(\tilde{h}_n)$  uniformly in  $i$  and the row-normalized weight matrix satisfies Assumption A(i); see e.g. Lee (2004). For instance,  $W_n$  as Rook creates a square tessellation with  $\tilde{h}_n = 4$  for the inner fields on the chessboard, and  $\tilde{h}_n = 2$  and  $\tilde{h}_n = 3$  for the corner and border fields, respectively. Assumption A(ii) defines the asymptotic scheme of our theoretical development, in which we consider  $n$  cross-sectional units and we leave  $T$  fixed. Assumption A(iii) refers to Lee and Yu (2010), who develop the first-order asymptotic theory. All  $W_n$ ,  $M_n$ ,  $S_n^{-1}(\lambda)$ ,  $R_n^{-1}(\rho)$  are uniformly bounded by Assumption A(iv) which guarantees the convergence of the asymptotic variance, see below. Assumption A(iv) states the identification conditions of the model and the conditions for the nonsingularity of the limit of the information matrix. In particular, it implies that the  $(d \times d)$ -matrix

$$M_{i,T}(\psi, P_{\theta_0}) = \mathbb{E} \left[ -(T-1)^{-1} \sum_{t=1}^T \partial \psi_{i,t}(\theta) / \partial \theta \Big|_{\theta=\theta_0} \right] \quad (4.4)$$

is non-singular. Under Assumption A(i)-A(iv), Theorem 1 part(ii) in Lee and Yu (2010) shows that  $\lim_{n \rightarrow \infty} \hat{\theta}_{n,T} = \theta_0$ . Furthermore, Theorem 2 point (ii) in Lee and Yu (2010) implies, as  $n \rightarrow \infty$ , that  $\hat{\theta}_{n,T}$  satisfies  $\sqrt{m}(\hat{\theta}_{n,T} - \theta_0) \xrightarrow{\mathcal{D}} \mathcal{N}(0, \Sigma_{0,T}^{-1})$ , and  $\Sigma_{0,T} = \text{plim}_{n \rightarrow \infty} \Sigma_{0,n,T}$ . The operator  $\text{plim}$  stands for the limit in probability and the expression of  $\Sigma_{0,n,T}$  is available in the online Supplementary Material (see Appendix B). The first-order asymptotics is obtained letting  $n \rightarrow \infty$ ; there is no need for  $T \rightarrow \infty$  to obtain a consistent and asymptotically normal  $M$ -estimator.

## 4.2 Second-order von Mises expansion

To define a higher-order density approximation to the finite-sample density of the MLE, we need to derive its higher-order asymptotic expansion, making use of

**Assumption B.**

(i)  $\partial^2 \psi_{i,t,l}(\theta) / \partial \theta \partial \theta'$  exists at  $\theta = \theta_0$ , for every  $i = 1, \dots, n$ ,  $t = 1, \dots, T$  and  $l = 1, \dots, d$ .

(ii) The  $d \times d$ -matrix  $\mathbb{E} \left[ (T-1)^{-1} \sum_{t=1}^T \partial^2 \psi_{i,t,l}(\theta) / \partial \theta \partial \theta' \Big|_{\theta=\theta_0} \right]$  is positive semi-definite, for every  $l = 1, \dots, d$ .

Then, we state the following

**Lemma 1.** *Let the MLE be defined as in (3.4). Under Assumptions A-B, the following expansion holds:*

$$\vartheta(P_{n,T}) - \vartheta(P_{\theta_0}) = \frac{1}{n} \sum_{i=1}^n IF_{i,T}(\psi, P_{\theta_0}) + \frac{1}{2n^2} \sum_{i=1}^n \sum_{j=1}^n \varphi_{i,j,T}(\psi, P_{\theta_0}) + O_P(m^{-3/2}), \quad (4.5)$$

where

$$IF_{i,T}(\psi, P_{\theta_0}) = M_{i,T}^{-1}(\psi, P_{\theta_0}) (T-1)^{-1} \sum_{t=1}^T \psi_{i,t}(\theta_0), \quad (4.6)$$

and

$$\begin{aligned} \varphi_{i,j,T}(\psi, P_{\theta_0}) &= IF_{i,T}(\psi, P_{\theta_0}) + IF_{j,T}(\psi, P_{\theta_0}) + M_{i,T}^{-1}(\psi, P_{\theta_0}) \Gamma_{i,j,T}(\psi, P_{\theta_0}) \\ &\quad + M_{i,T}^{-1}(\psi, P_{\theta_0}) \left\{ (T-1)^{-1} \sum_{t=1}^T \frac{\partial \psi_{j,t}(\theta)}{\partial \theta} \Big|_{\theta_0} IF_{i,T}(\psi, P_{\theta_0}) \right. \\ &\quad \left. + (T-1)^{-1} \sum_{t=1}^T \frac{\partial \psi_{i,t}(\theta)}{\partial \theta} \Big|_{\theta_0} IF_{j,T}(\psi, P_{\theta_0}) \right\}, \end{aligned} \quad (4.7)$$

where

$$\Gamma_{i,j,T}(\psi, P_{\theta_0})' = \begin{pmatrix} IF'_{j,T}(\psi, P_{\theta_0}) & \mathbb{E} \left[ \sum_{t=1}^T \frac{\partial^2 \psi_{i,t,1}(\theta_0)}{\partial \theta \partial \theta'} \Big|_{\theta=\theta_0} \right] & IF_{i,T}(\psi, P_{\theta_0}) \\ \vdots & & \\ IF'_{j,T}(\psi, P_{\theta_0}) & \mathbb{E} \left[ \sum_{t=1}^T \frac{\partial^2 \psi_{i,t,d}(\theta_0)}{\partial \theta \partial \theta'} \Big|_{\theta=\theta_0} \right] & IF_{i,T}(\psi, P_{\theta_0}) \end{pmatrix}, \quad (4.8)$$

and  $M_{i,T}(\psi, P_{\theta_0})$  is defined by (4.4).

In (4.5), we interpret the quantities  $IF_{i,T}(\psi, P_{\theta_0})$ , the first-order von Mises kernel, and  $\varphi_{i,j,T}(\psi, P_{\theta_0})$ , the second-order von Mises kernel, as functional derivatives of the  $M$ -functional related to the MLE; see Fernholz (2001). Specifically, the first term, of order  $m^{-1} \propto n^{-1}$ , is the Influence Function (IF) and represents the standard tool applied to derive the first-order (Gaussian) asymptotic theory of the MLE; see, e.g., Van der Vaart (1998) and Baltagi (2008) for a book-length introduction. The second term in (4.5), of order  $m^{-2} \propto n^{-2}$ , plays a pivotal role in our derivation of higher-order approximation.

### 4.3 Approximation via $U$ -statistic

The result of Lemma 1 together with the chain rule define a second-order asymptotic expansion for a real-valued function of the MLE, such as a component of  $\vartheta(P_{n,T})$  or a linear contrast. In Lemma 2, we show that we can write the asymptotic expansion in terms of a  $U$ -statistic of order two. To this end, we introduce the following assumption.

**Assumption C.**

Let  $q$  be a function from  $\mathbb{R}^d$  to  $\mathbb{R}$ , which has continuous and nonzero gradient at  $\theta = \theta_0$  and continuous second derivative at  $\theta = \theta_0$ .

Then, we have



**Lemma 2.** *Under Assumptions A-C, the following expansion holds:*

$$q[\vartheta(P_{n,T})] - q[\vartheta(P_{\theta_0})] = \frac{2}{n(n-1)} \sum_{i=1}^{n-1} \sum_{j=i+1}^n h_{i,j,T}(\psi, P_{\theta_0}) + O_P(m^{-3/2}),$$

where

$$\begin{aligned} h_{i,j,T}(\psi, P_{\theta_0}) &= g_{i,T}(\psi, P_{\theta_0}) + g_{j,T}(\psi, P_{\theta_0}) + \gamma_{i,j,T}(\psi, P_{\theta_0}) \\ &= \frac{1}{2} \{ IF'_{i,T}(\psi, P_{\theta_0}) + IF'_{j,T}(\psi, P_{\theta_0}) + \varphi'_{i,j,T}(\psi, P_{\theta_0}) \} \frac{\partial q(\vartheta)}{\partial \vartheta} \Big|_{\theta=\theta_0} \\ &\quad + \frac{1}{2} IF'_{i,T}(\psi, P_{\theta_0}) \frac{\partial^2 q(\vartheta)}{\partial \vartheta \partial \vartheta'} \Big|_{\theta=\theta_0} IF_{j,T}(\psi, P_{\theta_0}), \end{aligned} \quad (4.9)$$

with

$$g_{i,T}(\psi, P_{\theta_0}) = \frac{1}{2} \left( IF'_{i,T}(\psi, P_{\theta_0}) \frac{\partial q(\vartheta)}{\partial \vartheta} \Big|_{\theta=\theta_0} \right), \quad (4.10)$$

$$\gamma_{i,j,T}(\psi, P_{\theta_0}) = \frac{1}{2} \left( \varphi'_{i,j,T}(\psi, P_{\theta_0}) \frac{\partial q(\vartheta)}{\partial \vartheta} \Big|_{\theta=\theta_0} + IF'_{i,T}(\psi, P_{\theta_0}) \frac{\partial^2 q(\vartheta)}{\partial \vartheta \partial \vartheta'} \Big|_{\theta=\theta_0} IF_{j,T}(\psi, P_{\theta_0}) \right). \quad (4.11)$$

The function  $q$  may select, e.g., a single component of the vector  $\theta_0$ . In many empirical applications, the most interesting parameter is the spatial correlation coefficient  $\lambda_0$ , and the null hypothesis is zero correlation versus the alternative hypothesis of positive spatial correlation—the aim being to check whether there is a contagion effect.

## 4.4 Higher-order asymptotics

Making use of Lemma 1 and Lemma 2, we derive the Edgeworth and the saddlepoint approximation to the distribution of a real-valued function  $q$  of the MLE.

Let  $f_{n,T}(z)$  be the true density of  $q[\vartheta(P_{n,T})] - q[\vartheta(P_{\theta_0})]$  at the point  $z \in \mathcal{A}$ , where  $\mathcal{A}$  is a compact subset of  $\mathbb{R}^d$ . Our derivation of the saddlepoint density approximation to  $f_{n,T}(z)$  is based on the tilted-Edgeworth expansion for  $U$ -statistics of order two. With this regard,

a remark is in order. From (4.1), we see that the terms in the random vector  $\psi_{nt}(\theta_0)$  depend on the rows of the weight matrix  $W_n(\rho)$  and  $M_n(\lambda)$ . As a consequence, these terms are independent but not identically distributed random variables, and we need to derive the Edgeworth expansion for our  $U$ -statistic taking into account this aspect. To this end, we approximate the cumulant generating function (c.g.f.) of our  $U$ -statistic by *summing (in  $i$  and  $j$ ) the (approximate) c.g.f. of each  $h_{i,j,T}$  kernel*. This is an extension of the derivation by [Bickel et al. \(1986\)](#) for i.i.d. random variables. To elaborate further, we introduce

**Assumption D.**

Suppose that there exist positive numbers  $\delta, \delta_1, C$  and positive and continuous functions  $\chi_j: (0, \infty) \rightarrow (0, \infty)$ ,  $j = 1, 2$ , satisfying  $\lim_{z \rightarrow \infty} \chi_1(z) = 0$ ,  $\lim_{z \rightarrow \infty} \chi_2(z) \geq \delta_1 > 0$ , and a real number  $\alpha$  such that  $\alpha \geq 2 + \delta > 2$ ,

- (i)  $\mathbb{E} [|\gamma_{i,j,T}(\psi, P_{\theta_0})|^\alpha] < C$  for any  $i$  and  $j$ ,  $1 \leq i < j \leq n$ ,
- (ii)  $\mathbb{E} [g_{i,T}(\psi, P_{\theta_0})^4 1_{[z, \infty)}(|g_{i,T}(\psi, P_{\theta_0})|)] < \chi_1(z)$  for all  $z > 0$  and any  $i$ ,  $1 \leq i \leq n$ ,
- (iii)  $\left| \mathbb{E} [e^{\nu g_{i,T}(\psi, P_{\theta_0})}] \right| \leq 1 - \chi_2(z) < 1$  for all  $z > 0$  and any  $i$ ,  $1 \leq i \leq n$  and  $\nu^2 = -1$ ,
- (iv)  $\|M_{i,T}(\psi, P_{\theta_0}) - M_{j,T}(\psi, P_{\theta_0})\| = O(n^{-1})$  uniformly in  $\lambda$  and  $\rho$ .

A few comments are in order. Assumptions D(i)-(iii) are similar to the technical assumptions in [Bickel et al. \(1986\)](#) p. 1465 and 1477. However, there are some differences between our assumptions and theirs. Indeed, to take into account the non identical distribution of  $\psi_{i,t}$  and  $\psi_{j,t}$ , for  $i \neq j$ , we consider the first- and second-order von Mises kernels for each  $i$  (as in D(i)-(iii)). It is different from [Bickel et al. \(1986\)](#): compare, e.g., our D(ii) to their Eq. (1.17). D(iv) is not considered in [Bickel et al. \(1986\)](#): it is a peculiar assumption needed for our higher-order asymptotics (the technical aspects are available in Lemma A.1 and its proof in Appendix A). In Appendix D.2, we illustrate that, in the case of the SAR(1) model, the validity of D(iv) is related to more primitive expressions involving

the entries of (some powers of)  $W_n$ . For other models, one should derive such primitive expressions on a case-by-case basis. For the sake of generality, here we provide an intuition on  $D(iv)$ . Let us consider two different locations  $i$  and  $j$ . From (4.4), we see that  $D(iv)$  imposes a structure on the information available at different locations. Indeed,  $M_{i,T}(\psi, P_{\theta_0})$  and  $M_{j,T}(\psi, P_{\theta_0})$  contribute to the asymptotic variance of the MLE. Since  $M_{i,T}(\psi, P_{\theta_0})$  is related to the information available at the  $i$ -th location,  $D(iv)$  essentially assumes that there exists an informative content which is common to location  $i$  and  $j$ , whilst the (Frobenious norm of the) information content specific to each location is of order  $O(n^{-1})$ .

**Proposition 3.** *Under Assumptions A-D, the Edgeworth expansion  $\Lambda_m(z)$  for the c.d.f.  $F_m$  of  $\sigma_{n,T}^{-1}\{q[\vartheta(P_{n,T})] - q[\vartheta(P_{\theta_0})]\}$  is*

$$\Lambda_m(z) = \Phi(z) - \phi(z) \left\{ n^{-1/2} \frac{\kappa_{n,T}^{(3)}}{3!} (z^2 - 1) + n^{-1} \frac{\kappa_{n,T}^{(4)}}{4!} (z^3 - 3z) + n^{-1} \frac{\kappa_{n,T}^{(3)}}{72} (z^5 - 10z^2 + 15z) \right\} \quad (4.12)$$

where  $z \in \mathcal{A}$ ,  $\sigma_{n,T}$  is the standard deviation of  $q[\vartheta(P_{n,T})] - q[\vartheta(P_{\theta_0})]$ ,  $\Phi(z)$  and  $\phi(z)$  are the c.d.f. and p.d.f of a standard normal r.v. respectively,  $\kappa_{n,T}^{(3)}n^{-1/2}$  and  $\kappa_{n,T}^{(4)}n^{-1}$  are the approximate third and fourth cumulants of  $\sigma_{n,T}^{-1}\{q[\vartheta(P_{n,T})] - q[\vartheta(P_{\theta_0})]\}$ , as defined in (A.15) and (A.18), respectively. Then  $\sup_z |F_m(z) - \Lambda_m(z)| = o(m^{-1})$ .

In addition, we can get the saddlepoint density approximation by exponentially tilting the Edgeworth expansion.

**Proposition 4.** *Under Assumption A-D, the saddlepoint density approximation to the density of  $q[\vartheta(P_{n,T})] - q[\vartheta(P_{\theta_0})]$  at the point  $z \in \mathcal{A}$  is*

$$p_{n,T}(z) = \left[ \frac{n}{2\pi \tilde{\mathcal{K}}_{n,T}''(\nu)} \right]^{1/2} \exp \left\{ n \left[ \tilde{\mathcal{K}}_{n,T}(\nu) - \nu z \right] \right\}, \quad (4.13)$$

with relative error of order  $O(m^{-1})$ ,  $\nu := \nu(z)$  is the saddlepoint defined by

$$\tilde{\mathcal{K}}'_{n,T}(\nu) = z, \quad (4.14)$$

the function  $\tilde{\mathcal{K}}_{n,T}$  is the approximate c.g.f. of  $\sqrt{n}(q[\vartheta(P_{n,T})] - q[\vartheta(P_{\theta_0})])$ , as defined in (A.42), while  $\tilde{\mathcal{K}}'_{n,T}$  and  $\tilde{\mathcal{K}}''_{n,T}$  represent the first and second derivative of  $\tilde{\mathcal{K}}_{n,T}$ , respectively. Moreover,

$$P \{q[\vartheta(P_{n,T})] - q[\vartheta(P_{\theta_0})] > z\} = \left[ 1 - \Phi(r) + \phi(r) \left( \frac{1}{c} - \frac{1}{r} \right) \right] [1 + O(m^{-1})], \quad (4.15)$$

$$c = \nu \left[ \tilde{\mathcal{K}}''_{n,T}(\nu) \right]^{1/2} \quad \text{and} \quad r = \text{sgn}(\nu) \left\{ 2n \left[ \nu z - \tilde{\mathcal{K}}_{n,T}(\nu) \right] \right\}^{1/2}.$$

The proofs of these Propositions are available in Appendix A. They rely on a argument similar to the one applied in the proof of [Field \(1982\)](#) for the derivation of a saddlepoint density approximation of multivariate  $M$ -estimators, and in [Gatto and Ronchetti \(1996\)](#) for general statistics. Following [Durbin \(1980\)](#), we can further normalize  $p_{n,T}$  to obtain a proper density by dividing the right hand side of (4.13) by its integral with respect to  $z$ . This normalization typically improves even further the accuracy of the approximation.

## 4.5 Links with the econometric literature

The expansions in Proposition 3 and Proposition 4 are connected with the results on higher-order expansions available in the spatial econometric literature, as cited in §1. However, some key differences are worth a mention.

(i) The Edgeworth expansion in [Robinson and Rossi \(2015\)](#) is for the concentrated MLE of  $\lambda$  and it is based on a higher-order Taylor expansion of the concentrated likelihood score; see also [Robinson and Rossi \(2014a,b, 2015\)](#), [Hillier and Martellosio \(2018\)](#), and

Martellosio and Hillier (2020). In contrast, our method is based on a von Mises expansion of the MLE functional of the whole model parameter and we resort on a marginalization procedure to obtain the saddlepoint density approximation of the parameter(s) of interest. Therefore, Lemma 1 and Lemma 2 give generality and flexibility to our approach: not only we may focus on  $\lambda$ , but also, e.g., on  $\rho$  (which contains information on the spatial dependence of the innovation terms) and/or on  $\beta$  (which convey information on the significance of the time-varying covariates).

(ii) Our saddlepoint approximation is more general than the Edgeworth-based approximations available in the econometric literature, since we work with a larger class of models, which includes the model in Robinson and Rossi (2015) as a special case.

(iii) Although the inference (e.g., testing) derived using the Edgeworth expansion improves on the standard first-order asymptotics, it is well-known (see, e.g., Field and Ronchetti (1990)) that, in general, this technique provides a good approximation in the center of the distribution, but can be inaccurate in the tails, where the Edgeworth expansion can even become negative. It can lead to inaccurate approximations. Our saddlepoint approximation is a density-like object and is always nonnegative.

(iv) Our saddlepoint approximation yields a tail-area approximation via a Lugannani-Rice type formula. A similar result is not available for the Edgeworth expansion of the concentrated MLE derived in Robinson and Rossi (2015). Recently, Martellosio and Hillier (2020) studied the adjusted profile likelihood estimation method and obtained a result similar to our tail-area approximation. Their formula is derived for the spatial autoregressive model with covariates. However, they do not prove the higher-order properties of their approximation. In Proposition 3, we prove that our saddlepoint density approximation features *relative error* of order  $O(1/(n(T-1)))$ . This has to be contrasted with the extant Edgeworth expansion, which entails an absolute error of lower order—more precisely, the error order is  $o((nT)^{-1/2})$ , when the entries of the spatial matrix are  $O(1)$ ; see Eq. (2.15)

in [Robinson and Rossi \(2015\)](#). Achieving a small relative error is appealing in tail areas where the probabilities are small.

(v) In the comparison with the bootstrap, our methodology does not need resampling. Moreover, it does neither require bias correction, nor any studentization.

## 5 Computational aspects

Most of the quantities related to the saddlepoint density approximation  $p_{n,T}$  and the tail area in (4.15) are available in closed-form. In Appendix C.1, we provide an algorithm (see Algorithm 1) in which we itemize the main computational steps needed to implement the saddlepoint tail area approximation, for a given transformation  $q$  and for a given reference parameter  $\theta_0$ —it is, e.g., the parameter characterizing the null hypothesis in a simple hypothesis testing, where the tail area probability is an approximate  $p$ -value.

## 6 Comparisons with other approximations and testing in the presence of nuisance parameters

We compare the performance of our saddlepoint approximations to other routinely-applied asymptotic techniques. To start with, we consider the SAR(1) model, where  $\lambda$  is the only unknown parameter. Then, we move to the SARAR(1,1) model, where we illustrate how to take care of nuisance parameters. We use the same setting as in §2; we refer to the online Supplementary Material (Appendix D) for more details and for additional results.

### 6.1 Comparisons with other asymptotic techniques

*Saddlepoint vs first-order asymptotics.* For the SAR(1) model, we analyse the behaviour of the MLE of  $\lambda_0$ , whose PP-plots are available in Figure 3. For each type of  $W_n$ , for  $n = 24$

and  $n = 100$ , the plots show that the saddlepoint approximation is closer to the “exact” probability than the first-order asymptotics approximation. For  $W_n$  Rook, the saddlepoint approximation improves on the routinely-applied first-order asymptotics. In Figure 3, the accuracy gains are evident also for  $W_n$  Queen and Queen with torus, where the first-order asymptotic theory displays large errors essentially over the whole support (specially in the tails). On the contrary, the saddlepoint approximation is close to the 45-degree line.

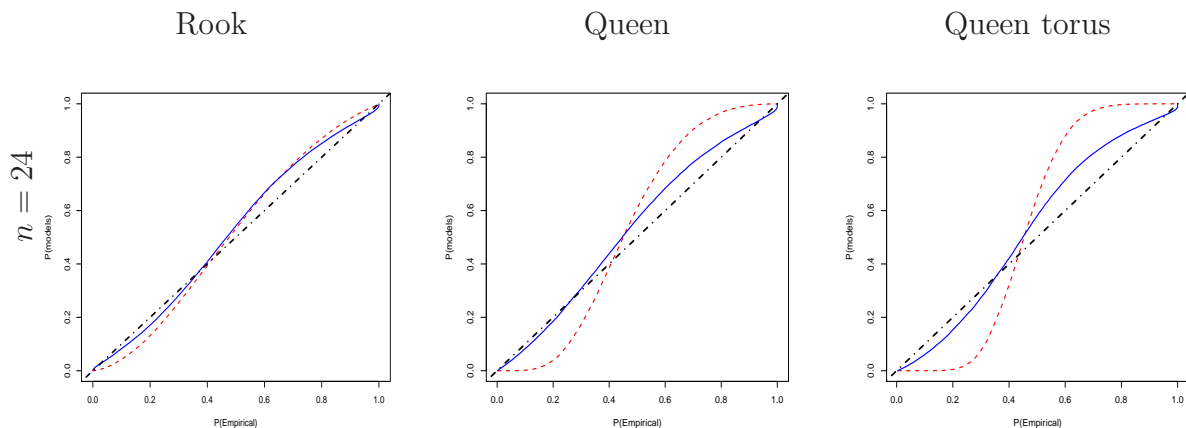


Figure 3: SAR(1) model: PP-plots for saddlepoint (continuous line) vs asymptotic normal (dotted line) probability approximation, for the MLE  $\hat{\lambda}$ , for  $n = 24$  and  $n = 100$ ,  $\lambda_0 = 0.2$ , and different  $W_n$ .

*Saddlepoint vs Edgeworth expansion (testing simple hypotheses).* The Edgeworth expansion derived in Proposition 3 represents the natural alternative to the saddlepoint approximation since it is fully analytic. To gain insights into the different behavior of the saddlepoint and Edgeworth approximations, we investigate the size of a hypothesis test based on the approximations. We set  $n = 24$  and we assume that  $\sigma^2$  is known and equal to one. We consider the simple null hypothesis  $H_0: \lambda_0 = 0$  for a one-sided test of zero against positive values of spatial correlation. We use 25,000 replications of  $\hat{\lambda}_{n,T}$  to get the empirical estimate  $\hat{F}_0$  of the c.d.f.  $F_0$  of the estimator under the null hypothesis. We use the generic

notation  $G$  for the c.d.f. of one of the Edgeworth, or saddlepoint approximations, under the null hypothesis. For the sake of completeness, we also display the results for the Gaussian (first-order) approximation. The empirical rejection probabilities  $\hat{\alpha} = 1 - \hat{F}_0(G^{-1}(1 - \alpha))$  are shown in Figure 4 for nominal size  $\alpha$  ranging from 1% to 10%, and correspond to an estimated size. We have overrejection when we are above the 45-degree line. We observe strong size distortions for the asymptotic and Edgeworth approximations as expected from the previous results. The saddlepoint approximation exhibits only mild size distortions. For example, we get an estimated size  $\hat{\alpha}$  of 11.72%, 7.36%, 5.70%, for the Normal, Edgeworth, and saddlepoint approximations, for a nominal size of 5%.

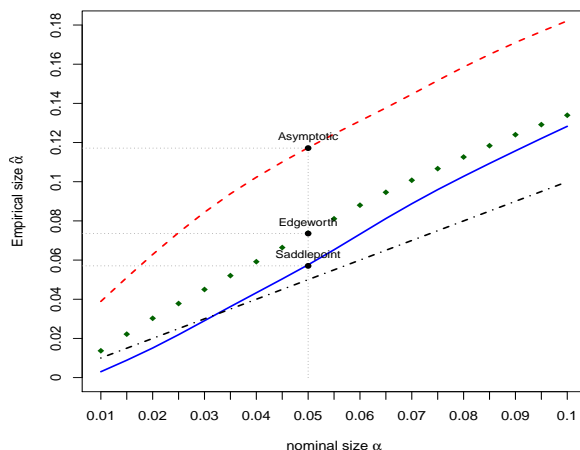


Figure 4: SAR(1) model: Estimated  $\hat{\alpha}$  versus nominal size  $\alpha$  between 1% and 10% under saddlepoint (continuous line), Edgeworth (dotted line with diamonds) and first-order asymptotic approximation (dotted line).  $W_n$  is Rook,  $n = 24$  and  $\lambda_0 = 0.0$ .

*Saddlepoint vs parametric bootstrap.* The parametric bootstrap represents a (computer-based) competitor, commonly applied in statistics and econometrics. To compare our saddlepoint approximation to the one obtained by bootstrap, we consider different numbers of bootstrap repetitions, labeled as  $B$ : we use  $B = 499$  and  $B = 999$ . For space constraints,



in Figure 5, we display the results for  $B = 499$  (similar plots are available for  $B = 999$ ) showing the functional boxplots (as obtained iterating the procedure 100 times) of the bootstrap approximated density, for sample size  $n = 24$  and for  $W_n$  is Queen. To visualize

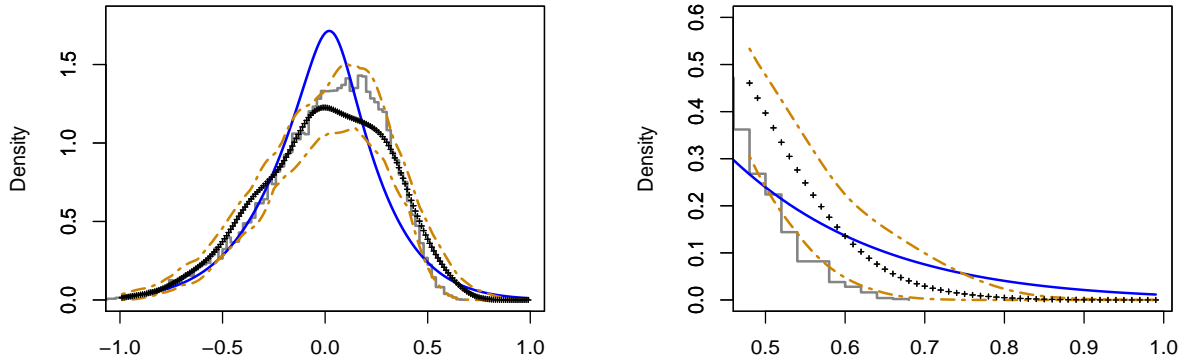


Figure 5: SAR(1) model. Left panel: Density plots for saddlepoint (continuous line) vs the functional boxplot of the parametric bootstrap probability approximation to the exact density (as expressed by the histogram and obtained using MC with size 25000), for the MLE  $\hat{\lambda}$  and  $W_n$  is Queen. Sample size is  $n = 24$ , while  $\lambda_0 = 0.2$ . Right panel: zoom on the right tail. In each plot, we display the functional central curve (dotted line with crosses), the 1<sub>st</sub> and 3<sub>rd</sub> functional quartile (two-dash lines).

the variability entailed by the bootstrap, we display the first and third quartile curves (two-dash lines) and the median functional curve (dotted line with crosses); for details about functional boxplots, we refer to [Sun and Genton \(2011\)](#) and to R routine `fbplot`. We notice that, while the bootstrap median functional curve (representing a typical bootstrap density approximation) is close to the actual density (as represented by the histogram), the range between the quartile curves illustrates that the bootstrap approximation has a variability. Clearly, the variability depends on  $B$ : the larger is  $B$ , the smaller is the variability. However, larger values of  $B$  entail bigger computational costs: when  $B = 499$ ,

the bootstrap is almost as fast as the saddlepoint density approximation (computation time about 7 minutes, on a 2.3 GHz Intel Core i5 processor), but for  $B = 999$ , it is three times slower. We refer to Appendix D.5 for additional numerical results.

## 6.2 Testing in the presence of nuisance parameters

### 6.2.1 Saddlepoint test for composite hypotheses

Our saddlepoint density and/or tail approximations are helpful for testing simple hypotheses about  $\theta_0$ ; see §6.1. Another interesting case suggested by the Associate Editor and an anonymous referee that has a strong practical relevance is related to testing a composite null hypothesis. It is a problem which is different from the one considered so far in the paper, because it raises the issue of dealing with nuisance parameters.

To tackle this problem, several possibilities are available. For instance, we may fix the nuisance parameters at the MLE estimates. Alternatively, we may consider to use the (re-centered) profile estimators, as suggested, e.g., in [Hillier and Martellosio \(2018\)](#) and [Martellosio and Hillier \(2020\)](#). Combined with the saddlepoint density in (4.13), these techniques yield a ready solution to the nuisance parameter problem. In our numerical experience (see Appendix D.6 for an experiment about the SAR(1)), these solutions may preserve reasonable accuracy in some cases. Nevertheless, the main theoretical drawback related to the use of MLE values for the nuisance parameter(s) is that it would not guarantee that the second-order properties derived in the previous sections still hold. To cope with this issue, we propose to build on [Robinson et al. \(2003\)](#), who derive a saddlepoint test statistic which takes into account explicitly the nuisance parameters, while preserving relative error in normal region. We feel this test statistic represents the natural candidate within our setting: it shares the same spirit as our saddlepoint density approximation and it is derived going through steps which are similar to ours. The paper by [Robinson et al.](#)

(2003) defines the test statistic in the i.i.d. setting, while [Lô and Ronchetti \(2009\)](#) and [Czellar and Ronchetti \(2010\)](#) extend it to the non-i.i.d. data setting.

Let us consider a SARAR model whose parameter is  $\theta = (\theta_{10}, \theta_2)'$ , where  $\theta_{10}$  is specified by the null composite hypothesis: typically, the null concerns  $\lambda$  only, while  $\theta_2$  contains all the nuisance parameters. More specifically, the parameter is  $\theta = (\lambda, \beta, \rho, \sigma^2)'$  and the general function  $q(\theta)$  used in the previous sections is simply  $q(\theta) = \lambda$ . Thus, we have the composite hypothesis:

$$\mathcal{H}_0 : \lambda = \lambda_0 = 0 \quad \text{vs} \quad \mathcal{H}_1 : \lambda > 0, \quad (6.1)$$

where  $\theta = (\lambda, \theta_2)'$ , with  $\theta_{10} = \lambda_0$  and  $\theta_2 = (\beta, \rho, \sigma^2)'$ . Then, we define the test statistic

$$SAD_n(\hat{\lambda}) = 2n \inf_{\theta_2} \sup_{\nu} -\mathcal{K}_\psi(\nu, \hat{\lambda}, \theta_2). \quad (6.2)$$

The function  $\mathcal{K}_\psi(\nu, (\lambda, \theta_2))$  is the c.g.f. of the estimating function:

$$\mathcal{K}_\psi(\nu, \hat{\lambda}, \theta_2) = n^{-1} \sum_{i=1}^n \ln E_{P_{(\lambda_0, \theta_2)}} \exp(\nu^T \psi_i^{(T)}(\hat{\lambda}, \theta_2)), \quad (6.3)$$

where  $\psi_i^{(T)}(\lambda, \theta_2) := \sum_{t=1}^T (T-1)^{-1} \psi_{i,t}(\lambda, \theta_2)$  and  $\psi_{i,t}$  is as in (4.1). The c.g.f.  $\mathcal{K}_\psi$  has a role analogous to the one of the c.g.f. of the  $U$ -statistic, that we derived in §4. We highlight that the expected value in (6.3) is taken w.r.t. the probability  $P_{(\lambda_0, \theta_2)}$ , where  $\lambda_0$  is specified by the null, while the nuisance parameters are not fixed: the infimum over  $\theta_2$  takes care of the nuisance parameters. In our inference procedure, we have that  $\hat{\theta}_{n,T} = (\hat{\lambda}, \hat{\theta}_2)'$  is the solution to  $\sum_{i=1}^n \psi_i^{(T)}(\lambda, \theta_2) = 0$ . Under the null hypothesis, the test statistic  $SAD_n(\hat{\lambda})$  is asymptotically  $\chi_1^2$  distributed with a relative error of order  $O(m^{-1})$  in the normal region.

### 6.2.2 Implementation aspects

To implement the test (6.2) for the problem (6.1), in Appendix C.2, we propose an algorithm (see Algorithm 2) and itemize the main steps needed to compute the test statistic.

### 6.2.3 Numerical results

Let us work with a SARAR(1,1) model, having no covariates and known variance  $\sigma^2 = 1$  and  $n = 24$ . It implies that  $\theta = (\lambda, \rho)'$  and we consider the problem in (6.1), with  $\rho$  being the nuisance parameter. We set three different values  $\rho = 0.25, 0.5, 0.75$  to analyze numerically the impact that the spatial dependence in the innovation term has on  $SAD_n$ . We study the behaviour of the Wald test, as obtained using the first-order asymptotic theory and making use of the expression of the asymptotic variance as available in Appendix B. We compare the Wald test to  $SAD_n$ —to implement (6.2) we make use of the R routine `n1m`. We consider two types of spatial matrix  $W_n$ , the Rook and the Queen, and we set  $W_n \equiv M_n$ . Both test statistics are asymptotically  $\chi_1^2$  distributed under the null hypothesis. To compare them in small samples, we first obtain the 95th and 97.5th quantile of each test statistic; then we compute the corresponding probability as obtained using the  $\chi_1^2$ . We display the results in Table 1. We see that the Wald test has severe size distortion. For instance, for  $\rho = 0.25$ , we observe a relative error of about 30%, for the quantile of 95%, when  $W_n$  is Rook, while the saddlepoint test entails a relative error of about 1.8%. Looking at the performance of  $SAD_n$ , we see that it is uniformly more accurate than the Wald test: considering all cases, we observe a maximal relative error of about 2%, for the quantile of 95%, when  $\rho = 0.75$  and  $W_n$  is Queen; in the same setting, the Wald test entails a relative error of about 24%. Moreover, the size is fairly constant for the different values of  $\rho$ : it illustrates that the test statistic takes care correctly of the nuisance parameter.

		$\rho = 0.25$		$\rho = 0.5$		$\rho = 0.75$	
		95.00%	97.50%	95.00%	97.50%	95.00%	97.50%
Rook							
	Wald	66.08%	89.89%	98.33%	99.41%	99.99%	99.99%
	$SAD_n$	96.71%	97.18%	96.66%	97.18%	95.55%	96.04%
Queen							
	Wald	72.71%	80.20%	90.48%	98.00%	98.36%	99.22%
	$SAD_n$	94.79%	96.94%	95.90%	98.20%	96.94%	97.49%

Table 1: Wald and  $SAD_n$  test for the problem (6.1)–spatial dependence in the presence of a nuisance parameter, in a SARAR(1,1) model–with no covariates and known variance. The quantiles are obtained using 100 repetitions of each test statistic.

## 7 Empirical application

Feldstein and Horioka (1980) document empirically that domestic saving rate in a country has a positive correlation with the domestic investment rate. It contrasts with the understanding that, if capital is perfectly mobile between countries, most of any incremental saving is invested to get the highest return regardless of any locations, and that such correlation should actually vanish. Debarsy and Ertur (2010) suggest to use spatial modeling since several papers challenge these findings but under the strong assumption that investment rates are independent across countries. Such an assumption might influence the conclusions of applied spatial economics.

In this empirical exercise, we investigate the presence of spatial autocorrelation in the investment-saving relationship. We consider investment and saving rates for 24 OECD countries between 1960 and 2000 (41 years). Because of macroeconomic reasons (deregulating financial markets), we divide the whole period into shorter sub-periods: 1960-1970, 1971-1985 and 1986-2000, as advocated by Debarsy and Ertur (2010). Since the cross-sectional size is only  $n = 24$ , the asymptotics may suffer from size distortion as documented

in §6. Therefore, we resort on a saddlepoint test to investigate whether or not there are inferential issues (coming from finite sample distortions and nuisance parameters) in the use of the first-order asymptotic theory. In line with the econometric literature, we specify the following SARAR(1,1) model for the three sub-periods:

$$\begin{aligned} \text{Inv}_{nt} &= \lambda_0 W_n \text{Inv}_{nt} + \beta_0 \text{Sav}_{nt} + c_{n0} + E_{nt}, \\ E_{nt} &= \rho_0 M_n E_{nt} + V_{nt}, \end{aligned} \quad t = 1, 2, \dots, T \quad (7.1)$$

where  $\text{Inv}_{nt}$  is the  $n \times 1$  vector of investment rates for all countries and  $\text{Sav}_{nt}$  is the  $n \times 1$  vector of saving rates. Each element  $v_{it}$  in  $V_{nt}$  is i.i.d across  $i$  and  $t$ , having Gaussian distribution with zero mean and variance  $\sigma_0^2$ .  $c_{n0}$  is the vector of fixed effects.

We assume  $W_n = M_n$  and adopt two different weight matrices as in [Debary and Ertur \(2010\)](#). The first one is based on the inverse distance. Each element  $\omega_{ij}$  in  $W_n$  is  $d_{ij}^{-1}$ , where  $d_{ij}$  is the arc distance between capitals of countries  $i$  and  $j$ . The second is the binary seven nearest neighbors (7NN) weight matrix. More precisely,  $\omega_{ij}=1$ , if  $d_{ij} \leq d_i$  and  $i \neq j$ . Otherwise,  $\omega_{ij} = 0$ , where  $d_i$  is the  $7_{th}$  order smallest arc-distance between countries  $i$  and  $j$  such that each country  $i$  has exactly 7 neighbors. Both weight matrices are row-normalized.

We estimate the parameters using the MLE described in §3. Table 2 gathers the point estimates (and their standard errors) that agree with the magnitudes found by [Debary and Ertur \(2010\)](#). To investigate the validity of the model (7.1), we test for spatial dependence, working on  $\lambda = 0$  and/or  $\rho = 0$ . Specifically, our aim is to detect if and in which period(s) the inference yielded by the first-order asymptotic theory differs from the inference obtained using our saddlepoint test. With this goal, in Table 3 we provide the  $p$ -values for testing (at the 5% level) three different composite hypotheses: in the first row, we consider the problem of testing for  $\lambda = 0$ ; in the second row, we test for  $\rho = 0$ ; in the third row, we test for  $\lambda = \rho = 0$ . To perform the tests, we consider the routinely-applied

Wald test (as obtained using the first-order asymptotic approximation, ASY) and the saddlepoint test ( $SAD_n$ ). In each testing procedure, we treat the parameters not specified by the null hypothesis as nuisance parameters. In the  $SAD_n$  test, we take care of the nuisance as indicated in (6.2), while in the ASY test we simply plug-in the MLE estimates for the nuisance parameters—as it is customary in the econometric software based on the first-order asymptotic theory.

In the period 60-70, both ASY and  $SAD_n$  yield the same inference, for both the considered types of weight matrix, with conventional significance levels. The other sub-periods display some discrepancies between the inference obtained via ASY and via  $SAD_n$ . We do not want to discuss all discrepancies but only briefly comment on some key differences— we highlights the corresponding values in Table 3. In the sub-period 71-85 under 7NN  $W_n$ , the saddlepoint test finds no evidence against no spatial dependence in the investing rates across countries, and vice-versa for the asymptotic approximation. Moreover, the ASY test does not find evidence against  $\rho = 0$ , while the  $SAD_n$  test rejects this composite hypothesis. Thus, the  $SAD_n$  test indicates a spillover through the contemporary shocks between countries. This spillover goes through the innovations, i.e., through the unexpected part of the model dynamics, a finding not documentable when one relies on the first-order asymptotic theory. This results suggests that a test statistic designed to perform well in small samples and in the presence of nuisance parameters is able to document spatial dependence in the disturbances  $E_{nt}$ . Some differences are detectable also in the sub-period 86-00, under the inverse distance matrix.

## SUPPLEMENTARY MATERIAL

The online supplementary material includes proofs, lengthy analytical derivations and additional numerical results for the SAR(1) model. All the codes and data are available in our Github repository.

	Weight matrix: inverse distance			Weight matrix: 7 nearest neighbours		
	1960-1970	1971-1985	1986-2000	1960-1970	1971-1985	1986-2000
$\beta$	0.935(0.05)	0.638(0.04)	0.356(0.07)	0.932(0.05)	0.633(0.04)	0.368(0.07)
$\lambda$	0.004(0.10)	0.381(0.11)	0.430(0.30)	-0.016(0.09)	0.340(0.10)	0.437(0.18)
$\rho$	-0.305(0.22)	0.334(0.16)	0.222(0.40)	-0.219(0.19)	0.258(0.15)	0.025(0.28)

Table 2: SARAR(1,1) model: Maximum likelihood estimates of Parameters  $\beta$ ,  $\lambda$ ,  $\rho$ . Standard errors are between brackets.

		Weight matrix: inverse distance			Weight matrix: 7 nearest neighbours		
		1960-1970	1971-1985	1986-2000	1960-1970	1971-1985	1986-2000
$\lambda = 0$	$SAD_n$	1.0000	0.0096	<b>0.0000</b>	0.9998	<b>0.2248</b>	0.0000
	ASY	1.0000	0.0116	<u>0.5679</u>	0.9987	<u>0.0130</u>	0.1123
$\rho = 0$	$SAD_n$	0.1134	0.0024	0.1217	0.3232	<b>0.0403</b>	0.9993
	ASY	0.5890	0.2261	0.9578	0.7101	<u>0.3898</u>	0.9998
$\lambda = \rho = 0$	$SAD_n$	0.1414	0.0000	0.0000	0.2603	0.0000	0.0000
	ASY	0.4615	0.0000	0.0000	0.5042	0.0000	0.0000

Table 3: SARAR(1,1) model:  $p$ -values of Saddlepoint ( $SAD_n$ ) and Wald (ASY) tests for several composite hypotheses.

## References

- Anselin, L. (1988), *Spatial Econometrics: Methods and Models*, vl. 4, Springer, New York.
- Baltagi, B. (2008), *Econometric Analysis of Panel Data*, vl. 1, Wiley, New York.
- Bao, Y. (2013), Finite-sample Bias of the QMLE in Spatial Autoregressive Models, *Econometric Theory*, 29, 68–89.
- Bao, Y. and Ullah, A. (2007), Finite Sample Properties of Maximum Likelihood Estimator in Spatial Models, *Journal of Econometrics*, 137, 396–413.



- Barndorff-Nielsen, O. and Cox, D. (1989), *Asymptotic Techniques for Use in Statistics*, Chapman and Hall, London.
- Bickel, P., Götze, F., and Van Zwet, W. (1986), The Edgeworth Expansion for U-statistics of Degree Two, *The Annals of Statistics*, 14, 1463–1484.
- Brazzale, A., Davison, A. C., and Reid, N. (2007), *Applied Asymptotics: Case Studies in Small-Sample Statistics*, vl. 23, Cambridge University Press.
- Cressie, N. (2015), *Statistics for Spatial Data*, Wiley, New York.
- Cressie, N. and Wikle, C. (2015), *Statistics for Spatio-Temporal Data*, Wiley, New York.
- Czellar, V. and Ronchetti, E. (2010), Accurate and Robust Tests for Indirect Inference, *Biometrika*, 97, 621–630.
- Daniels, H. E. (1954), Saddlepoint Approximations in Statistics, *Annals of Mathematical Statistics*, 25, 631–650.
- Debarys, N. and Ertur, C. (2010), Testing for Spatial Autocorrelation in a Fixed Effects Panel Data Model, *Regional Science and Urban Economics*, 40, 453–470.
- Durbin, J. (1980), Approximations for Densities of Sufficient Estimators, *Biometrika*, 67, 311–333.
- Easton, G. S. and Ronchetti, E. (1986), General Saddlepoint Approximations With Applications to L-statistics, *Journal of the American Statistical Association*, 81, 420–430.
- Feldstein, M. and Horioka, C. (1980), Domestic Saving and International Capital Flows, *The Economic Journal*, 90, 314–329.
- Fernholz, L. T. (2001), On Multivariate Higher-order Von Mises Expansions, *Metrika*, 53, 123–140.
- Field, C. (1982), Small Sample Asymptotic Expansions for Multivariate M-estimates, *The Annals of Statistics*, 10, 672–689.

- Field, C. A. and Ronchetti, E. (1990), *Small Sample Asymptotics*, vl. 13, IMS, Lecture notes-monograph series.
- Gaetan, C. and Guyon, X. (2010), *Spatial Statistics and Modeling*, vl. 90, Springer, New York.
- Gatto, R. and Ronchetti, E. (1996), General Saddlepoint Approximations of Marginal Densities and Tail Probabilities, *Journal of the American Statistical Association*, 91, 666–673.
- Hall, P. (1992), *The Bootstrap and Edgeworth Expansion*, Springer, New York.
- Hillier, G. and Martellosio, F. (2018), Exact and Higher-order Properties of the MLE in Spatial Autoregressive Models, With Applications to Inference, *Journal of Econometrics*, 205, 402–422.
- Horowitz, J. (2001), The Bootstrap, *Handbook of Econometrics*, 5, 3159–3228.
- Jensen, J. L. (1995), *Saddlepoint Approximations*, Oxford University Press.
- Kapoor, M., Kelejian, H. H., and Prucha, I. R. (2007), Panel Data Models With Spatially Correlated Error Components, *Journal of Econometrics*, 140, 97–130.
- Kelejian, H. and Piras, G. (2017), *Spatial Econometrics*, Academic Press.
- Kolaczyk, E. D. r. (2009), *Statistical Analysis of Network Data*, vl. 65, Springer, New York.
- Kolassa, J. (2006), *Series Approximation Methods in Statistics*, vl. 88, Springer, New York.
- La Vecchia, D. and Ronchetti, E. (2019), Saddlepoint Approximations for Short and Long Memory Time Series: A Frequency Domain Approach, *Journal of Econometrics*, 213, 578–592.
- Lee, L. (2004), Asymptotic Distributions of Quasi-maximum Likelihood Estimators for Spatial Autoregressive Models, *Econometrica*, 72, 1899–1925.
- Lee, L. and Yu, J. (2010), Estimation of Spatial Autoregressive Panel Data Models With Fixed Effects, *Journal of Econometrics*, 154, 165–185.

- Lô, S. N. and Ronchetti, E. (2009), Robust and Accurate Inference for Generalized Linear Models, *Journal of multivariate analysis*, 100, 2126–2136.
- Martellosio, F. and Hillier, G. (2020), Adjusted QMLE for the Spatial Autoregressive Parameter, *Journal of Econometrics*, 219, 488–506.
- Ord, K. (1975), Estimation Methods for Models of Spatial Interaction, *Journal of the American Statistical Association*, 70, 120–126.
- Robinson, J., Ronchetti, E., and Young, G. (2003), Saddlepoint Approximations and Tests Based on Multivariate M-estimates, *The Annals of Statistics*, 31, 1154–1169.
- Robinson, P. M. and Rossi, F. (2014a), Improved Lagrange multiplier tests in spatial autoregressions, *The Econometrics Journal*, 17, 139–164.
- Robinson, P. M. and Rossi, F. (2014b), Refined Tests for Spatial Correlation, *Econometric Theory*, 31, 1–32.
- Robinson, P. M. and Rossi, F. (2015), Refinements in Maximum Likelihood Inference on Spatial Autocorrelation in Panel Data, *Journal of Econometrics*, 189, 447–456.
- Rosenblatt, M. (2012), *Gaussian and Non-Gaussian Linear Time Series and Random Fields*, Springer, New York.
- Sun, Y. and Genton, M. G. (2011), Functional Boxplots, *Journal of Computational and Graphical Statistics*, 20, 316–334.
- Tiefelsdorf, M. (2002), The Saddlepoint Approximation of Moran’s  $I$ ’s and Local Moran’s  $I$ ’s Reference Distributions and Their Numerical Evaluation, *Geographical Analysis*, 34, 187–206.
- Van der Vaart, A. W. (1998), *Asymptotic Statistics*, vl. 3, Cambridge University Press.
- Wikle, C., Zammit-Mangion, A., and Cressie, N. (2019), *Spatio-Temporal Statistics with R*, Chapman and Hall, London.

Yang, Z. (2015), A General Method for Third-order Bias and Variance Corrections on a Nonlinear Estimator, *Journal of Econometrics*, 186, 178–200.

# Supplementary Material for “Saddlepoint approximations for spatial panel data models”

Chaonan Jiang, Davide La Vecchia, Elvezio Ronchetti, Olivier Scaillet

July 14, 2021

Appendix [A](#) includes proofs of Lemma 1-2 in [A.1-2](#), Proposition 3-4 in [A.3-4](#).

Appendix [B](#) provides the first, second and third derivatives of the log-likelihood in [B.1-3](#) as well as some additional computations in [B.4](#).

Appendix [C](#) contains the algorithms which explain how to implement our saddlepoint techniques.

Appendix [D](#) gives additional numerical results for the SAR(1) model in [D.1](#) and [D.3-6](#), and the analytical check of Assumption D(iv) in [D.2](#).

## A Proofs of Lemmas and Propositions

### A.1 Proof of Lemma 1

*Proof.* Since the MLE is an M-estimator, we derive its second-order von Mises expansion using the results of [von Mises \(1947\)](#) (see also [Filippova \(1962\)](#), and [Cabrera and Fernholz](#)

(1999)), and we get

$$\vartheta(P_{n,T}) - \vartheta(P_{\theta_0}) = \frac{1}{n} \sum_{i=1}^n IF_{i,T}(\psi, P_{\theta_0}) + \frac{1}{2n^2} \sum_{i=1}^n \sum_{j=1}^n \varphi_{i,j,T}(\psi, P_{\theta_0}) + O_P(m^{-3/2}), \quad (\text{A.1})$$

where we make use of the fact that  $O_P(n^{-3/2})$  is also  $O_P(m^{-3/2})$ , since  $m = n(T - 1)$ . The expression of  $IF_{i,T}(\psi, P_{\theta_0})$  and of  $\varphi_{i,j,T}(\psi, P_{\theta_0})$  for general  $M$ -estimators are available in [Gatto and Ronchetti \(1996\)](#). Specifically, for the  $i$ -th observation and for the whole time span,  $IF_{i,T}(\psi, P_{\theta_0})$  is the Influence Function (IF) of the MLE, having likelihood score  $(T - 1)^{-1} \sum_{t=1}^T \psi_{i,t}(\theta_0)$ , which reads as:  $IF_{i,T}(\psi, P_{\theta_0}) = M_{i,T}^{-1}(\psi, P_{\theta_0})(T - 1)^{-1} \sum_{t=1}^T \psi_{i,t}(\theta_0)$ . From [Withers \(1983\)](#), it follows that the second term of the von Mises expansion in [\(A.1\)](#) is given by [\(4.7\)](#) and [\(4.8\)](#).

To compute the second-order von Mises expansion, we need the matrices of partial derivatives  $\left. \frac{\partial^2 \psi_{i,t,l}(\theta)}{\partial \theta \partial \theta'} \right|_{\theta=\theta_0}$  for  $l = 1, 2, \dots, d$ , whose expressions are provided in [Appendix B](#). □

## A.2 Proof of Lemma 2

*Proof.* For  $m = n(T - 1)$ , the second-order von Mises expansion for  $q[\vartheta(P_{n,T})]$  is:

$$\begin{aligned} q[\vartheta(P_{n,T})] - q[\vartheta(P_{\theta_0})] &= (\vartheta(P_{n,T}) - \vartheta(P_{\theta_0}))' \left. \frac{\partial q(\vartheta)}{\partial \vartheta} \right|_{\theta=\theta_0} \\ &\quad + \frac{1}{2} (\vartheta(P_{n,T}) - \vartheta(P_{\theta_0}))' \left. \frac{\partial^2 q(\vartheta)}{\partial \vartheta \partial \vartheta'} \right|_{\theta=\theta_0} (\vartheta(P_{n,T}) - \vartheta(P_{\theta_0})) \\ &\quad O_P(\|\vartheta(P_{n,T}) - \vartheta(P_{\theta_0})\|^3). \end{aligned} \quad (\text{A.2})$$

Making use of [\(A.1\)](#), [\(4.6\)](#) and [\(4.7\)](#) into [\(A.2\)](#), we get

$$q[\vartheta(P_{n,T})] - q[\vartheta(P_{\theta_0})] = \frac{1}{n} \sum_{i=1}^n IF'_{i,T}(\psi, P_{\theta_0}) \left. \frac{\partial q(\vartheta)}{\partial \vartheta} \right|_{\theta=\theta_0} + \frac{1}{2n^2} \sum_{i=1}^n \sum_{j=1}^n \left[ \varphi'_{i,j,T}(\psi, P_{\theta_0}) \left. \frac{\partial q(\vartheta)}{\partial \vartheta} \right|_{\theta=\theta_0} \right]$$

$$+ \left. IF'_{i,T}(\psi, P_{\theta_0}) \frac{\partial^2 q(\vartheta)}{\partial \vartheta \partial \vartheta'} \right|_{\theta=\theta_0} IF_{j,T}(\psi, P_{\theta_0}) \Big] + O_P(m^{-3/2}). \quad (\text{A.3})$$

Similarly to [Gatto and Ronchetti \(1996\)](#), we delete the diagonal terms from [\(A.3\)](#), and we define the following  $U$ -statistic of order two (see, e.g., [Serfling \(2009\)](#) or [Van der Vaart \(1998\)](#), page 295) by making use of [\(4.9\)](#), [\(4.10\)](#) and [\(4.11\)](#):

$$\begin{aligned} U_{n,T}(\psi, \theta_0) &= \frac{2}{n(n-1)} \sum_{i=1}^{n-1} \sum_{j=i+1}^n h_{i,j,T}(\psi, P_{\theta_0}) \\ &= \frac{2}{n} \sum_{i=1}^n g_{i,T}(\psi, P_{\theta_0}) + \frac{2}{n(n-1)} \sum_{i=1}^{n-1} \sum_{j=i+1}^n \gamma_{i,j,T}(\psi, P_{\theta_0}). \end{aligned} \quad (\text{A.4})$$

Then, we remark that  $q[\vartheta(P_{n,T})] - q[\vartheta(P_{\theta_0})]$  in [\(A.3\)](#) is equivalent (up to  $O_P(m^{-3/2})$ ) to  $U_{n,T}(\psi, \theta_0)$ , namely

$$q[\vartheta(P_{n,T})] - q[\vartheta(P_{\theta_0})] = U_{n,T}(\psi, \theta_0) + O_P(m^{-3/2}), \quad (\text{A.5})$$

which concludes the proof. □

### A.3 Proof of Proposition 3

To derive the Edgeworth expansion for  $\sigma_{n,T}^{-1}\{q[\vartheta(P_{n,T})] - q[\vartheta(P_{\theta_0})]\}$ , we first introduce two lemmas.

**Lemma A.1.** *Under Assumptions A-D, for all  $i, j$  and  $i \neq j$ ,*

$$M_{i,T}^{-1}(\psi, P_{\theta_0}) M_{j,T}(\psi, P_{\theta_0}) = I_d + O(n^{-1}), \quad (\text{A.6})$$

with  $I_d$  representing the  $(d \times d)$  identity matrix.

*Proof.* From the definition of  $M_{i,T}(\psi, P_{\theta_0})$  in (4.4), we have:

$$\begin{aligned}
& M_{i,T}^{-1}(\psi, P_{\theta_0})M_{j,T}(\psi, P_{\theta_0}) \\
&= \{M_{j,T}(\psi, P_{\theta_0}) - [M_{j,T}(\psi, P_{\theta_0}) - M_{i,T}(\psi, P_{\theta_0})]\}^{-1} M_{j,T}(\psi, P_{\theta_0}) \\
&= \left( M_{j,T}(\psi, P_{\theta_0}) \left\{ I_d - M_{j,T}^{-1}(\psi, P_{\theta_0}) [M_{j,T}(\psi, P_{\theta_0}) - M_{i,T}(\psi, P_{\theta_0})] \right\} \right)^{-1} M_{j,T}(\psi, P_{\theta_0}) \\
&= \left\{ I_d - M_{j,T}^{-1}(\psi, P_{\theta_0}) [M_{j,T}(\psi, P_{\theta_0}) - M_{i,T}(\psi, P_{\theta_0})] \right\}^{-1} M_{j,T}^{-1}(\psi, P_{\theta_0})M_{j,T}(\psi, P_{\theta_0}) \\
&= \left\{ I_d - M_{j,T}^{-1}(\psi, P_{\theta_0}) [M_{j,T}(\psi, P_{\theta_0}) - M_{i,T}(\psi, P_{\theta_0})] \right\}^{-1}. \tag{A.7}
\end{aligned}$$

By a Taylor expansion in (A.7), we get

$$\begin{aligned}
& \left\{ I_d - M_{j,T}^{-1}(\psi, P_{\theta_0}) [M_{j,T}(\psi, P_{\theta_0}) - M_{i,T}(\psi, P_{\theta_0})] \right\}^{-1} \\
&= I_d + M_{j,T}^{-1}(\psi, P_{\theta_0}) [M_{j,T}(\psi, P_{\theta_0}) - M_{i,T}(\psi, P_{\theta_0})] + \left( M_{j,T}^{-1}(\psi, P_{\theta_0}) [M_{j,T}(\psi, P_{\theta_0}) - M_{i,T}(\psi, P_{\theta_0})] \right)^2 \\
&+ \left( M_{j,T}^{-1}(\psi, P_{\theta_0}) [M_{j,T}(\psi, P_{\theta_0}) - M_{i,T}(\psi, P_{\theta_0})] \right)^3 + \dots \\
&= I_d + M_{j,T}^{-1}(\psi, P_{\theta_0}) [M_{j,T}(\psi, P_{\theta_0}) - M_{i,T}(\psi, P_{\theta_0})] \left\{ I_d + M_{j,T}^{-1}(\psi, P_{\theta_0}) [M_{j,T}(\psi, P_{\theta_0}) - M_{i,T}(\psi, P_{\theta_0})] \right. \\
&+ \left. \left( M_{j,T}^{-1}(\psi, P_{\theta_0}) [M_{j,T}(\psi, P_{\theta_0}) - M_{i,T}(\psi, P_{\theta_0})] \right)^2 + \dots \right\} \\
&= I_d + M_{j,T}^{-1}(\psi, P_{\theta_0}) [M_{j,T}(\psi, P_{\theta_0}) - M_{i,T}(\psi, P_{\theta_0})] \left\{ I_d - M_{j,T}^{-1}(\psi, P_{\theta_0}) [M_{j,T}(\psi, P_{\theta_0}) - M_{i,T}(\psi, P_{\theta_0})] \right\}^{-1}. \tag{A.8}
\end{aligned}$$

From Assumption A, we know that  $M_{j,T}^{-1}(\psi, P_{\theta_0}) = O(1)$ . Under Assumption D(*iv*), we get

$$\|M_{j,T}^{-1}(\psi, P_{\theta_0}) [M_{j,T}(\psi, P_{\theta_0}) - M_{i,T}(\psi, P_{\theta_0})]\| = O(n^{-1}). \tag{A.9}$$



By (A.7), (A.8) and (A.9), we finally find

$$\begin{aligned}
& \|M_{i,T}^{-1}(\psi, P_{\theta_0})M_{j,T}(\psi, P_{\theta_0}) - I_d\| \\
= & \|M_{j,T}^{-1}(\psi, P_{\theta_0}) [M_{j,T}(\psi, P_{\theta_0}) - M_{i,T}(\psi, P_{\theta_0})] \left\{ I_d - M_{j,T}^{-1}(\psi, P_{\theta_0}) [M_{j,T}(\psi, P_{\theta_0}) - M_{i,T}(\psi, P_{\theta_0})] \right\}^{-1}\| \\
\leq & \|M_{j,T}^{-1}(\psi, P_{\theta_0}) [M_{j,T}(\psi, P_{\theta_0}) - M_{i,T}(\psi, P_{\theta_0})]\| \left\| \left\{ I_d - M_{j,T}^{-1}(\psi, P_{\theta_0}) [M_{j,T}(\psi, P_{\theta_0}) - M_{i,T}(\psi, P_{\theta_0})] \right\}^{-1} \right\| \\
= & \|M_{j,T}^{-1}(\psi, P_{\theta_0}) [M_{j,T}(\psi, P_{\theta_0}) - M_{i,T}(\psi, P_{\theta_0})]\| \left\| I_d + M_{j,T}^{-1}(\psi, P_{\theta_0}) [M_{j,T}(\psi, P_{\theta_0}) - M_{i,T}(\psi, P_{\theta_0})] + \dots \right\| \\
= & O(n^{-1}). \tag{A.10}
\end{aligned}$$

Thus,

$$M_{i,T}^{-1}(\psi, P_{\theta_0})M_{j,T}(\psi, P_{\theta_0}) = I_d + O(n^{-1}). \tag{A.11}$$

□

**Lemma A.2.** *Under Assumptions A-D,*

(i)  $g_{i,T}(\psi, P_{\theta_0})$  and  $\gamma_{i,j,T}(\psi, P_{\theta_0})$ ,  $1 \leq i < j \leq n$  are asymptotically pairwise uncorrelated.

The mean, variance, the standardized third and fourth cumulant of  $U_{n,T}$  (defined by (A.4)) are given by the following expressions.

(ii) Mean:

$$\mu_{n,T} = \mathbb{E}[U_{n,T}(\psi, \theta_0)] = 0. \tag{A.12}$$

(iii) Variance:

$$\begin{aligned}
\sigma_{n,T}^2 &= \text{Var}[U_{n,T}(\psi, \theta_0)] \\
&= \frac{4}{n}\sigma_g^2 + \frac{4}{n^2(n-1)^2} \sum_{i=1}^{n-1} \sum_{j=i+1}^n \mathbb{E}[\gamma_{i,j,T}^2(\psi, P_{\theta_0})] + O(n^{-3}),
\end{aligned} \tag{A.13}$$

where

$$\sigma_g^2 = \frac{1}{n} \sum_{i=1}^n \mathbb{E}[g_{i,T}^2(\psi, P_{\theta_0})]. \tag{A.14}$$

(iv) Third standardized cumulant is such that

$$\tilde{\kappa}_{n,T}^{(3)} = \mathbb{E} [U_{n,T}^3(\psi, \theta_0)/\sigma_{n,T}^3] = n^{-1/2}\kappa_{n,T}^{(3)} + O(n^{-3/2})$$

where:

$$\kappa_{n,T}^{(3)} = \sigma_g^{-3}(\overline{g^3} + 3\overline{g_1g_2\gamma_{12}}), \quad (\text{A.15})$$

$$\overline{g^3} = \frac{1}{n} \sum_{i=1}^n \mathbb{E} [g_{i,T}^3(\psi, P_{\theta_0})], \quad (\text{A.16})$$

$$\overline{g_1g_2\gamma_{12}} = \frac{2}{n(n-1)} \sum_{i=1}^{n-1} \sum_{j=i+1}^n \mathbb{E} [g_{i,T}(\psi, P_{\theta_0}) g_{j,T}(\psi, P_{\theta_0}) \gamma_{i,j,T}(\psi, P_{\theta_0})]. \quad (\text{A.17})$$

(v) The fourth standardized cumulant is such that:

$$\tilde{\kappa}_{n,T}^{(4)} = \mathbb{E} [U_{n,T}^4(\psi, \theta_0)/\sigma_{n,T}^4] - 3 = n^{-1}\kappa_{n,T}^{(4)} + O(n^{-2}),$$

where

$$\kappa_{n,T}^{(4)} = \sigma_g^{-4}(\overline{g^4} + 12\overline{g_1g_2\gamma_{13}\gamma_{23}} + 12\overline{g_1^2g_2\gamma_{12}}) - 3, \quad (\text{A.18})$$

$$\overline{g^4} = \frac{1}{n} \sum_{i=1}^n \mathbb{E} [g_{i,T}^4(\psi, P_{\theta_0})], \quad (\text{A.19})$$

$$\overline{g_1g_2\gamma_{13}\gamma_{23}} = \frac{2}{n(n-1)(n-2)} \sum_{i=1}^{n-1} \sum_{j=i+1}^n \sum_{\substack{k=1 \\ k \neq i,j}}^n \mathbb{E} [g_{i,T}(\psi, P_{\theta_0}) g_{j,T}(\psi, P_{\theta_0}) \gamma_{i,k,T}(\psi, P_{\theta_0}) \gamma_{j,k,T}(\psi, P_{\theta_0})], \quad (\text{A.20})$$

$$\overline{g_1^2g_2\gamma_{12}} = \frac{1}{n(n-1)} \sum_{i=1}^{n-1} \sum_{j=i+1}^n \mathbb{E} [(g_{i,T}(\psi, P_{\theta_0}) + g_{j,T}(\psi, P_{\theta_0})) g_{i,T}(\psi, P_{\theta_0}) g_{j,T}(\psi, P_{\theta_0}) \gamma_{i,j,T}(\psi, P_{\theta_0})]. \quad (\text{A.21})$$

*Proof.* (i) Under Lemma A.1 and the fact that  $IF_{i,T}(\psi, P_{\theta_0}) = O_P(1)$ , using the definitions of  $M_{i,T}(\psi, P_{\theta_0})$  in (4.4),  $\gamma_{i,j,T}(\psi, P_{\theta_0})$  in (4.11), and  $\varphi_{i,j,T}(\psi, P_{\theta_0})$  in (4.7), we get

for the conditional expectation:

$$\begin{aligned}
& \mathbb{E} \left[ \gamma_{i,j,T}(\psi, P_{\theta_0}) \middle| \frac{1}{T-1} \sum_{t=1}^T \psi_{i,t}(\theta_0) \right] \\
&= \mathbb{E} \left[ \frac{1}{2} \left( \varphi'_{i,j,T}(\psi, P_{\theta_0}) \frac{\partial q(\vartheta)}{\partial \vartheta} \middle|_{\theta=\theta_0} + IF'_{i,T}(\psi, P_{\theta_0}) \frac{\partial^2 q(\vartheta)}{\partial \vartheta \partial \vartheta'} \middle|_{\theta=\theta_0} IF_{j,T}(\psi, P_{\theta_0}) \right) \middle| \frac{1}{T-1} \sum_{t=1}^T \psi_{i,t}(\theta_0) \right] \\
&= \frac{1}{2} IF'_{i,T}(\psi, P_{\theta_0}) \frac{\partial q(\vartheta)}{\partial \vartheta} \middle|_{\theta=\theta_0} \\
&+ \frac{1}{2} \left( M_{i,T}^{-1}(\psi, P_{\theta_0}) \mathbb{E} \left[ (T-1)^{-1} \sum_{t=1}^T \frac{\partial \psi_{j,t}(\theta)}{\partial \theta} \middle|_{\theta=\theta_0} \right] IF_{i,T}(\psi, P_{\theta_0}) \right)' \frac{\partial q(\vartheta)}{\partial \vartheta} \middle|_{\theta=\theta_0} \\
&= \frac{1}{2} IF'_{i,T}(\psi, P_{\theta_0}) \frac{\partial q(\vartheta)}{\partial \vartheta} \middle|_{\theta=\theta_0} - \frac{1}{2} \left( M_{i,T}^{-1}(\psi, P_{\theta_0}) M_{j,T}(\psi, P_{\theta_0}) IF_{i,T}(\psi, P_{\theta_0}) \right)' \frac{\partial q(\vartheta)}{\partial \vartheta} \middle|_{\theta=\theta_0} \\
&= \frac{1}{2} IF'_{i,T}(\psi, P_{\theta_0}) \frac{\partial q(\vartheta)}{\partial \vartheta} \middle|_{\theta=\theta_0} - \frac{1}{2} IF'_{i,T}(\psi, P_{\theta_0}) \frac{\partial q(\vartheta)}{\partial \vartheta} \middle|_{\theta=\theta_0} + O_P(n^{-1}) \\
&= O_P(n^{-1}). \tag{A.22}
\end{aligned}$$

So we deduce that  $g_{i,T}(\psi, P_{\theta_0})$  in (4.10) and  $\gamma_{i,j,T}(\psi, P_{\theta_0})$  in (4.11),  $1 \leq i < j \leq n$  are pairwise uncorrelated, up to an  $O_P(n^{-1})$  term.

(ii) From the independence of the estimating function and using (A.4) and (4.9), we get for the mean  $\mu_{n,T}$  of  $U_{n,T}(\psi, \theta_0)$ :

$$\begin{aligned}
\mu_{n,T} &= \mathbb{E}[U_{n,T}(\psi, \theta_0)] \\
&= \mathbb{E} \left[ \frac{2}{n(n-1)} \sum_{i=1}^{n-1} \sum_{j=i+1}^n h_{i,j,T}(\psi, P_{\theta_0}) \right] \\
&= \frac{1}{n(n-1)} \sum_{i=1}^{n-1} \sum_{j=i+1}^n \mathbb{E} \left[ \{ IF'_{i,T}(\psi, P_{\theta_0}) + IF'_{j,T}(\psi, P_{\theta_0}) + \varphi'_{i,j,T}(\psi, P_{\theta_0}) \} \frac{\partial q(\vartheta)}{\partial \vartheta} \middle|_{\theta=\theta_0} \right. \\
&+ \left. IF'_{i,T}(\psi, P_{\theta_0}) \frac{\partial^2 q(\vartheta)}{\partial \vartheta \partial \vartheta'} \middle|_{\theta=\theta_0} IF_{j,T}(\psi, P_{\theta_0}) \right] \\
&= 0. \tag{A.23}
\end{aligned}$$

(iii) From the asymptotic pairwise uncorrelation of  $g_{i,T}(\psi, P_{\theta_0})$  and  $\gamma_{i,j,T}(\psi, P_{\theta_0})$ , we know

that

$$\mathbb{E} [g_{i,T}(\psi, P_{\theta_0})\gamma_{i,j,T}(\psi, P_{\theta_0})] = O(n^{-1}).$$

Then by using (A.4) and (A.14), we get for the variance  $\sigma_{n,T}^2$  of  $U_{n,T}(\psi, \theta_0)$ :

$$\begin{aligned} \sigma_{n,T}^2 &= \text{Var} [U_{n,T}(\psi, \theta_0)] \\ &= \frac{4}{n^2} \sum_{i=1}^n \mathbb{E} [g_{i,T}^2(\psi, P_{\theta_0})] + \frac{4}{n^2(n-1)^2} \sum_{i=1}^{n-1} \sum_{j=i+1}^n \mathbb{E} [\gamma_{i,j,T}^2(\psi, P_{\theta_0})] \\ &\quad + \frac{8}{n^2(n-1)^2} \sum_{i=1}^{n-1} \sum_{j=i+1}^n \mathbb{E} [g_{i,T}(\psi, P_{\theta_0})\gamma_{i,j,T}(\psi, P_{\theta_0})] \\ &= \frac{4}{n} \sigma_g^2 + \frac{4}{n^2(n-1)^2} \sum_{i=1}^{n-1} \sum_{j=i+1}^n \mathbb{E} [\gamma_{i,j,T}^2(\psi, P_{\theta_0})] + O(n^{-3}) \end{aligned} \quad (\text{A.24})$$

(iv) Due to the asymptotic pairwise uncorrelation of  $g_{i,T}(\psi, P_{\theta_0})$  and  $\gamma_{i,j,T}(\psi, P_{\theta_0})$ , several expectations in the calculation of cumulants are of order  $O(n^{-1})$ , for example  $\mathbb{E} [g_{i,T}^2(\psi, P_{\theta_0})\gamma_{i,j,T}(\psi, P_{\theta_0})]$ ,  $1 \leq i < j \leq n$ . Making use of (A.4), (A.13), (A.16), (A.17), and (A.15), we get for the third cumulant of  $\sigma_{n,T}^{-1}U_{n,T}(\psi, \theta_0)$ :

$$\begin{aligned} \tilde{\kappa}_{n,T}^{(3)} &= \mathbb{E} [U_{n,T}^3(\psi, \theta_0)/\sigma_{n,T}^3] \\ &= \sigma_{n,T}^{-3} \mathbb{E} \left[ \left( \frac{2}{n} \sum_{i=1}^n g_{i,T}(\psi, P_{\theta_0}) + \frac{2}{n(n-1)} \sum_{i=1}^{n-1} \sum_{j=i+1}^n \gamma_{i,j,T}(\psi, P_{\theta_0}) \right)^3 \right] \\ &= \sigma_{n,T}^{-3} \frac{8}{n^3(n-1)^3} \sum_{i=1}^n (n-1)^3 \mathbb{E} [g_{i,T}^3(\psi, P_{\theta_0})] + \sigma_{n,T}^{-3} \frac{8}{n^3(n-1)^3} \sum_{i=1}^{n-1} \sum_{j=i+1}^n \mathbb{E} [\gamma_{i,j,T}^3(\psi, P_{\theta_0})] \\ &\quad + \sigma_{n,T}^{-3} \frac{8}{n^3(n-1)^3} \sum_{i=1}^{n-1} \sum_{j=i+1}^n 6(n-1)^2 \mathbb{E} [g_{i,T}(\psi, P_{\theta_0}) g_{j,T}(\psi, P_{\theta_0}) \gamma_{i,j,T}(\psi, P_{\theta_0})] \\ &\quad + \sigma_{n,T}^{-3} \frac{8}{n^3(n-1)^3} \sum_{i=1}^{n-1} \sum_{j=i+1}^n 3(n-1) \mathbb{E} [\{g_{i,T}(\psi, P_{\theta_0}) + g_{j,T}(\psi, P_{\theta_0})\} \gamma_{i,j,T}^2(\psi, P_{\theta_0})] \\ &= \sigma_{n,T}^{-3} \frac{8}{n^3(n-1)^3} \sum_{i=1}^n (n-1)^3 \mathbb{E} [g_{i,T}^3(\psi, P_{\theta_0})] \end{aligned}$$

$$\begin{aligned}
& + \sigma_{n,T}^{-3} \frac{8}{n^3(n-1)^3} \sum_{i=1}^{n-1} \sum_{j=i+1}^n 6(n-1)^2 \mathbb{E} [g_{i,T}(\psi, P_{\theta_0}) g_{j,T}(\psi, P_{\theta_0}) \gamma_{i,j,T}(\psi, P_{\theta_0})] + O(n^{-3/2}) \\
& = \sigma_g^{-3} n^{-1/2} (\bar{g}^3 + 3\bar{g}_1 \bar{g}_2 \bar{\gamma}_{12}) + O(n^{-3/2}) \\
& = n^{-1/2} \kappa_{n,T}^{(3)} + O(n^{-3/2}). \tag{A.25}
\end{aligned}$$

(v) Similarly, making use of (A.4), (A.13), (A.19), (A.20), (A.21), and (A.18), we get for the fourth cumulant of  $\sigma_{n,T}^{-1} U_{n,T}(\psi, \theta_0)$ :

$$\begin{aligned}
& \tilde{\kappa}_{n,T}^{(4)} \\
& = \mathbb{E} [U_{n,T}^4(\psi, \theta_0) / \sigma_{n,T}^4] - 3 \\
& = -3 + \sigma_{n,T}^{-4} \mathbb{E} \left[ \left( \frac{2}{n} \sum_{i=1}^n g_{i,T}(\psi, P_{\theta_0}) + \frac{2}{n(n-1)} \sum_{i=1}^{n-1} \sum_{j=i+1}^n \gamma_{i,j,T}(\psi, P_{\theta_0}) \right)^4 \right] \\
& = -3 + \sigma_{n,T}^{-4} \frac{16}{n^4(n-1)^4} \sum_{i=1}^n (n-1)^4 \mathbb{E} [g_{i,T}^4(\psi, P_{\theta_0})] + \sigma_{n,T}^{-4} \frac{16}{n^4(n-1)^4} \sum_{i=1}^{n-1} \sum_{j=i+1}^n \mathbb{E} [\gamma_{i,j,T}^4(\psi, P_{\theta_0})] \\
& + \sigma_{n,T}^{-4} \frac{16}{n^4(n-1)^4} \sum_{i=1}^{n-1} \sum_{j=i+1}^n 4(n-1) \mathbb{E} [(g_{i,T}(\psi, P_{\theta_0}) + g_{j,T}(\psi, P_{\theta_0})) \gamma_{i,j,T}^3(\psi, P_{\theta_0})] \\
& + \sigma_{n,T}^{-4} \frac{16}{n^4(n-1)^4} \sum_{i=1}^{n-1} \sum_{j=i+1}^n 6(n-1)^2 \mathbb{E} [(g_{i,T}^2(\psi, P_{\theta_0}) + g_{j,T}^2(\psi, P_{\theta_0})) \gamma_{i,j,T}^2(\psi, P_{\theta_0})] \\
& + \sigma_{n,T}^{-4} \frac{16}{n^4(n-1)^4} \sum_{i=1}^{n-1} \sum_{j=i+1}^n 12(n-1)^3 \mathbb{E} [(g_{i,T}^2(\psi, P_{\theta_0}) g_{j,T}(\psi, P_{\theta_0}) + g_{i,T}(\psi, P_{\theta_0}) g_{j,T}^2(\psi, P_{\theta_0})) \gamma_{i,j,T}(\psi, P_{\theta_0})] \\
& + \sigma_{n,T}^{-4} \frac{16}{n^4(n-1)^4} \sum_{i=1}^{n-1} \sum_{j=i+1}^n 6(n-1)^2 \mathbb{E} [g_{i,T}(\psi, P_{\theta_0}) g_{j,T}(\psi, P_{\theta_0}) \gamma_{i,j,T}^2(\psi, P_{\theta_0})] \\
& + \sigma_{n,T}^{-4} \frac{16}{n^4(n-1)^4} \sum_{i=1}^{n-1} \sum_{j=i+1}^n 6(n-1)^4 \mathbb{E} [g_{i,T}^2(\psi, P_{\theta_0}) g_{j,T}^2(\psi, P_{\theta_0})] \\
& + \sigma_{n,T}^{-4} \frac{16}{n^4(n-1)^4} \sum_{i=1}^{n-1} \sum_{j=i+1}^n \sum_{\substack{k=1 \\ k \neq i,j}}^n 24(n-1)^2 \mathbb{E} [g_{i,T}(\psi, P_{\theta_0}) g_{j,T}(\psi, P_{\theta_0}) \gamma_{i,k,T}(\psi, P_{\theta_0}) \gamma_{j,k,T}(\psi, P_{\theta_0})] \\
& = -3 + \sigma_{n,T}^{-4} \frac{16}{n^4(n-1)^4} \sum_{i=1}^n (n-1)^4 \mathbb{E} [g_{i,T}^4(\psi, P_{\theta_0})] \\
& + \sigma_{n,T}^{-4} \frac{16}{n^4(n-1)^4} \sum_{i=1}^{n-1} \sum_{j=i+1}^n 6(n-1)^4 \mathbb{E} [g_{i,T}^2(\psi, P_{\theta_0}) g_{j,T}^2(\psi, P_{\theta_0})]
\end{aligned}$$

$$\begin{aligned}
& + \sigma_{n,T}^{-4} \frac{16}{n^4(n-1)^4} \sum_{i=1}^{n-1} \sum_{j=i+1}^n \sum_{\substack{k=1 \\ k \neq i,j}}^n 24(n-1)^2 \mathbb{E} [g_{i,T}(\psi, P_{\theta_0}) g_{j,T}(\psi, P_{\theta_0}) \gamma_{i,k,T}(\psi, P_{\theta_0}) \gamma_{j,k,T}(\psi, P_{\theta_0})] \\
& + \sigma_{n,T}^{-4} \frac{16}{n^4(n-1)^4} \sum_{i=1}^{n-1} \sum_{j=i+1}^n 12(n-1)^3 \mathbb{E} [(g_{i,T}(\psi, P_{\theta_0}) + g_{j,T}(\psi, P_{\theta_0})) g_{i,T}(\psi, P_{\theta_0}) g_{j,T}(\psi, P_{\theta_0}) \gamma_{i,j,T}(\psi, P_{\theta_0})] \\
& + O(n^{-2}) \\
& = \sigma_g^{-4} n^{-1} (\overline{g^4} + 12\overline{g_1 g_2 \gamma_{13} \gamma_{23}} + 12\overline{g_1^2 g_2 \gamma_{12}}) - 3n^{-1} + O(n^{-2}) \\
& = n^{-1} \kappa_{n,T}^{(4)} + O(n^{-2}).
\end{aligned}$$

□

Now we can prove Proposition (3). Let  $\Psi_{n,T}$  be the characteristic function (c.f.) of  $\sigma_{n,T}^{-1} \{q[\vartheta(P_{n,T})] - q[\vartheta(P_{\theta_0})]\}$ ,

$$\Psi_{n,T}(z) = \mathbb{E} \left[ \exp \left( \iota t \sigma_{n,T}^{-1} \{q[\vartheta(P_{n,T})] - q[\vartheta(P_{\theta_0})]\} \right) \right], \quad (\text{A.26})$$

where  $\iota^2 = -1$ . Making use of  $\kappa_{n,T}^{(3)}$  in (A.15) and  $\kappa_{n,T}^{(4)}$  in (A.18), we define

$$\Psi_{n,T}^*(z) = \left\{ 1 + n^{-1/2} \kappa_{n,T}^{(3)} \frac{(\iota z)^3}{6} + n^{-1} \kappa_{n,T}^{(4)} \frac{(\iota z)^4}{24} + n^{-1} \left( \kappa_{n,T}^{(3)} \right)^2 \frac{(\iota z)^6}{72} \right\} e^{-z^2/2}. \quad (\text{A.27})$$

as the approximate c.f.. To prove (4.12) in Proposition 3, we use Esseen smoothing lemma as in Feller (1971) and show that there exist sequences  $\{Z_n\}$  and  $\{\varepsilon'_n\}$  such that  $n^{-1}Z_n \rightarrow \infty$ ,  $\varepsilon'_n \rightarrow 0$ , and

$$\int_{-Z_n}^{Z_n} \left| \frac{\Psi_{n,T}(z) - \Psi_{n,T}^*(z)}{z} \right| dz \leq \varepsilon'_n n^{-1}. \quad (\text{A.28})$$

We proceed along the same lines as in Bickel et al. (1986). We work on a compact subset of  $\mathbb{R}$  and we consider the c.f. for small  $|z|$ . Then, we prove Lemma A.3, which essentially shows the validity of the Edgeworth by means of the Esseen lemma. With this regard, we flag that we need to prove the Esseen lemma within our setting (we are dealing with independent but not identically distributed random variables) and we cannot invoke directly the results

in the the paper by [Bickel et al. \(1986\)](#). To this end, we prove a new result similar to the one in Lemma 2.1 of the last paper, adapting their proof to our context—see Lemma [A.3](#) below. Finally, the application of the derived results concludes the proof.

**Lemma A.3.** *Under Assumptions A-D, there exists a sequence  $\varepsilon_n'' \downarrow 0$  such that for*

$$z_n = n^{(r-1)/r}(\log n)^{-1}, \quad (\text{A.29})$$

$$\int_{-z_n}^{z_n} \left| \frac{\Psi_{n,T}(z) - \Psi_{n,T}^*(z)}{z} \right| dz \leq \varepsilon_n'' n^{-1}. \quad (\text{A.30})$$

*Proof.* For the sake of readability, we split the proof in five steps. At the beginning of each step, we explain the goal of the derivation.

Step 1. We approximate the characteristic function (c.f.) of  $\hat{\theta}_{n,T}$  via the c.f. of  $U_{n,T}$ , up to the suitable order. This yields [\(A.33\)](#).

Let us decompose the  $U$ -statistic  $U_{n,T}$  in [\(A.4\)](#) as  $U_{n,T} = U_{1,n,T} + U_{2,n,T}$  with  $U_{1,n,T} = \frac{2}{n} \sum_{i=1}^n g_{i,T}(\psi, P_{\theta_0})$  and  $U_{2,n,T} = \frac{2}{n(n-1)} \sum_{i=1}^{n-1} \sum_{j=i+1}^n \gamma_{i,j,T}(\psi, P_{\theta_0})$ . Making use of [\(2.6\)](#), [\(2.7\)](#) as in [Bickel et al. \(1986\)](#), [\(A.5\)](#) and the  $U$ -statistic decomposition, we can write

$$\begin{aligned} \Psi_{n,T}(z) = \mathbb{E} \left[ \exp \left( \iota z \sigma_{n,T}^{-1} U_{1,n,T} \right) \left( 1 + \iota z \sigma_{n,T}^{-1} U_{2,n,T} - \frac{1}{2} z^2 \sigma_{n,T}^{-2} U_{2,n,T}^2 \right) \right] \\ + O(E|z \sigma_{n,T}^{-1} U_{2,n,T}|^{2+\delta}) + O(n^{-3/2} |z \sigma_{n,T}^{-1}|), \end{aligned} \quad (\text{A.31})$$

for  $\delta \in (0, 1]$ . Let

$$\Psi_{g,i,T}(z) = \mathbb{E} \left[ \exp \left( \iota z \sigma_{n,T}^{-1} \frac{2}{n} g_{i,T}(\psi, P_{\theta_0}) \right) \right] \quad (\text{A.32})$$

be the c.f. of  $\sigma_{n,T}^{-1} \frac{2}{n} g_{i,T}(\psi, P_{\theta_0})$ . In view of [\(A.13\)](#), and the fact that  $\mathbb{E} [|U_{2,n,T}|^{2+\delta}] = O(n^{2+\delta})$  (see [Callaert and Janssen \(1978\)](#)), we rewrite [\(A.31\)](#) as

$$\Psi_{n,T}(z)$$

$$\begin{aligned}
&= \prod_{i=1}^n \Psi_{g,i,T}(z) \\
&+ \sum_{j=1}^{n-1} \sum_{k=j+1}^n \left\{ \prod_{\substack{i=1 \\ i \neq j,k}}^n \Psi_{g,i,T}(z) \right\} \left\{ \iota z \sigma_{n,T}^{-1} \mathbb{E} \left[ \exp \left( \iota z \sigma_{n,T}^{-1} \frac{2}{n} \{g_{j,T}(\psi, P_{\theta_0}) + g_{k,T}(\psi, P_{\theta_0})\} \right) \frac{2\gamma_{j,k,T}(\psi, P_{\theta_0})}{n(n-1)} \right] \right. \\
&- \left. \frac{1}{2} z^2 \sigma_{n,T}^{-2} \mathbb{E} \left[ \exp \left( \iota z \sigma_{n,T}^{-1} \frac{2}{n} \{g_{j,T}(\psi, P_{\theta_0}) + g_{k,T}(\psi, P_{\theta_0})\} \right) \frac{4}{n^2(n-1)^2} \gamma_{j,k,T}^2(\psi, P_{\theta_0}) \right] \right\} \\
&- \sum_{j=1}^{n-2} \sum_{k=j+1}^{n-1} \sum_{m=k+1}^n \left\{ \prod_{\substack{i=1 \\ i \neq j,k,m}}^n \Psi_{g,i,T}(z) \right\} z^2 \sigma_{n,T}^{-2} \frac{4}{n^2(n-1)^2} \\
&\times \mathbb{E} \left[ \exp \left( \iota z \sigma_{n,T}^{-1} \frac{2}{n} \{g_{j,T}(\psi, P_{\theta_0}) + g_{k,T}(\psi, P_{\theta_0}) + g_{m,T}(\psi, P_{\theta_0})\} \right) \{ \gamma_{j,k,T}(\psi, P_{\theta_0}) \gamma_{j,m,T}(\psi, P_{\theta_0}) \right. \\
&+ \left. \gamma_{j,m,T}(\psi, P_{\theta_0}) \gamma_{k,m,T}(\psi, P_{\theta_0}) + \gamma_{j,k,T}(\psi, P_{\theta_0}) \gamma_{k,m,T}(\psi, P_{\theta_0}) \} \right] \\
&- \sum_{j=1}^{n-3} \sum_{k=j+1}^{n-2} \sum_{m=k+1}^{n-1} \sum_{l=m+1}^n \left\{ \prod_{\substack{i=1 \\ i \neq j,k,m,l}}^n \Psi_{g,i,T}(z) \right\} z^2 \sigma_{n,T}^{-2} \frac{4}{n^2(n-1)^2} \\
&\times \mathbb{E} \left[ \exp \left( \frac{2\iota z}{n\sigma_{n,T}} \{g_{j,T}(\psi, P_{\theta_0}) + g_{k,T}(\psi, P_{\theta_0}) + g_{m,T}(\psi, P_{\theta_0}) + g_{l,T}(\psi, P_{\theta_0})\} \right) \{ \gamma_{j,k,T}(\psi, P_{\theta_0}) \gamma_{m,l,T}(\psi, P_{\theta_0}) \right. \\
&+ \left. \gamma_{j,m,T}(\psi, P_{\theta_0}) \gamma_{k,l,T}(\psi, P_{\theta_0}) + \gamma_{j,l,T}(\psi, P_{\theta_0}) \gamma_{k,m,T}(\psi, P_{\theta_0}) \} \right] \\
&+ O(|n^{-1/2}z|^{2+\delta} + |n^{-1}z|). \tag{A.33}
\end{aligned}$$

Step 2. To match the expression of  $\Psi_{n,T}^*(z)$  as in (A.27), we need an expansion for each of the terms in (A.33). To this end, we work on the exponential terms in (A.33). Here, we focus on the first exponential term and get (A.34). We can repeat the computations for the other terms, and those tedious developments follow similar arguments. We expand the first exponential term in (A.33) by using (2.7) in Bickel et al. (1986), (A.13) and Assumption D. Thus, we obtain

$$\begin{aligned}
&\mathbb{E} \left[ \exp \left( \iota z \sigma_{n,T}^{-1} \frac{2}{n} \{g_{j,T}(\psi, P_{\theta_0}) + g_{k,T}(\psi, P_{\theta_0})\} \right) \frac{2}{n(n-1)} \gamma_{j,k,T}(\psi, P_{\theta_0}) \right] \\
&= \mathbb{E} \left[ \left( \exp \left\{ \iota z \sigma_{n,T}^{-1} \frac{2}{n} g_{j,T}(\psi, P_{\theta_0}) \right\} - 1 - \iota z \sigma_{n,T}^{-1} \frac{2}{n} g_{j,T}(\psi, P_{\theta_0}) \right) \right. \\
&\times \left. \left( \exp \left\{ \iota z \sigma_{n,T}^{-1} \frac{2}{n} g_{k,T}(\psi, P_{\theta_0}) \right\} - 1 - \iota z \sigma_{n,T}^{-1} \frac{2}{n} g_{k,T}(\psi, P_{\theta_0}) \right) \frac{2}{n(n-1)} \gamma_{j,k,T}(\psi, P_{\theta_0}) \right]
\end{aligned}$$



$$\begin{aligned}
& + \mathbb{E} \left[ \iota z \sigma_{n,T}^{-1} \frac{4g_{k,T}(\psi, P_{\theta_0})\gamma_{j,k,T}(\psi, P_{\theta_0})}{n^2(n-1)} \left( \exp \left\{ \iota z \sigma_{n,T}^{-1} \frac{2}{n} g_{j,T}(\psi, P_{\theta_0}) \right\} - \sum_{\nu=0}^2 \frac{\left\{ \iota z \sigma_{n,T}^{-1} \frac{2}{n} g_{j,T}(\psi, P_{\theta_0}) \right\}^\nu}{\nu!} \right) \right] \\
& + \mathbb{E} \left[ \iota z \sigma_{n,T}^{-1} \frac{4g_{j,T}(\psi, P_{\theta_0})\gamma_{j,k,T}(\psi, P_{\theta_0})}{n^2(n-1)} \left( \exp \left\{ \iota z \sigma_{n,T}^{-1} \frac{2}{n} g_{k,T}(\psi, P_{\theta_0}) \right\} - \sum_{\nu=0}^2 \frac{\left\{ \iota z \sigma_{n,T}^{-1} \frac{2}{n} g_{k,T}(\psi, P_{\theta_0}) \right\}^\nu}{\nu!} \right) \right] \\
& - \mathbb{E} \left[ z^2 \sigma_{n,T}^{-2} \frac{4}{n^2} g_{j,T}(\psi, P_{\theta_0}) g_{k,T}(\psi, P_{\theta_0}) \frac{2}{n(n-1)} \gamma_{j,k,T}(\psi, P_{\theta_0}) \right] \\
& - \mathbb{E} \left[ \left( \iota z^3 \sigma_{n,T}^{-3} \frac{4}{n^3} g_{j,T}^2(\psi, P_{\theta_0}) g_{k,T}(\psi, P_{\theta_0}) + \iota z^3 \sigma_{n,T}^{-3} \frac{4}{n^3} g_{j,T}(\psi, P_{\theta_0}) g_{k,T}^2(\psi, P_{\theta_0}) \right) \frac{2}{n(n-1)} \gamma_{j,k,T}(\psi, P_{\theta_0}) \right] \\
& = -z^2 \sigma_{n,T}^{-2} \frac{8}{n^3(n-1)} \mathbb{E} [g_{j,T}(\psi, P_{\theta_0}) g_{k,T}(\psi, P_{\theta_0}) \gamma_{j,k,T}(\psi, P_{\theta_0})] \\
& - \iota z^3 \sigma_{n,T}^{-3} \frac{8}{n^4(n-1)} \mathbb{E} [\{g_{j,T}^2(\psi, P_{\theta_0}) g_{k,T}(\psi, P_{\theta_0}) + g_{j,T}(\psi, P_{\theta_0}) g_{k,T}^2(\psi, P_{\theta_0})\} \gamma_{j,k,T}(\psi, P_{\theta_0})] \\
& + O(n^{-4} z^4 + n^{-2} |n^{-1/2} z|^{3+\delta}), \tag{A.34}
\end{aligned}$$

with  $\delta \in (0, 1]$ . Similarly, we expand all the other exponentials in (A.33) and after some algebraic simplifications, we get

$$\begin{aligned}
& \Psi_{n,T}(z) \\
& = \left\{ \prod_{i=1}^n \Psi_{g,i,T}(z) \right\} + \sum_{j=1}^{n-1} \sum_{k=j+1}^n \left\{ \prod_{\substack{i=1 \\ i \neq j,k}}^n \Psi_{g,i,T}(z) \right\} \left( \frac{-8\iota z^3 \mathbb{E} [g_{j,T}(\psi, P_{\theta_0}) g_{k,T}(\psi, P_{\theta_0}) \gamma_{j,k,T}(\psi, P_{\theta_0})]}{n^3(n-1)\sigma_{n,T}^3} \right. \\
& + z^4 \sigma_{n,T}^{-4} \frac{8\mathbb{E} [\{g_{j,T}^2(\psi, P_{\theta_0}) g_{k,T}(\psi, P_{\theta_0}) + g_{j,T}(\psi, P_{\theta_0}) g_{k,T}^2(\psi, P_{\theta_0})\} \gamma_{j,k,T}(\psi, P_{\theta_0})]}{n^4(n-1)} \\
& - \left. \frac{2}{n^2(n-1)^2} z^2 \sigma_{n,T}^{-2} \mathbb{E} [\gamma_{j,k,T}^2(\psi, P_{\theta_0})] \right) \\
& + \sum_{j=1}^{n-1} \sum_{k=j+1}^n \sum_{\substack{m=1 \\ m \neq j,k}}^n \left\{ \prod_{\substack{i=1 \\ i \neq j,k,m}}^n \Psi_{g,i,T}(z) \right\} \frac{16z^4 \mathbb{E} [g_{j,T}(\psi, P_{\theta_0}) g_{k,T}(\psi, P_{\theta_0}) \gamma_{j,m,T}(\psi, P_{\theta_0}) \gamma_{k,m,T}(\psi, P_{\theta_0})]}{n^4(n-1)^2 \sigma_{n,T}^4} \\
& - \sum_{j=1}^{n-3} \sum_{k=j+1}^{n-2} \sum_{m=k+1}^{n-1} \sum_{l=m+1}^n \left\{ \prod_{\substack{i=1 \\ i \neq j,k,m,l}}^n \Psi_{g,i,T}(z) \right\} z^6 \sigma_{n,T}^{-6} \frac{64}{n^6(n-1)^2} \\
& \times \{ \mathbb{E} [g_{j,T}(\psi, P_{\theta_0}) g_{k,T}(\psi, P_{\theta_0}) \gamma_{j,k,T}(\psi, P_{\theta_0})] \mathbb{E} [g_{m,T}(\psi, P_{\theta_0}) g_{l,T}(\psi, P_{\theta_0}) \gamma_{m,l,T}(\psi, P_{\theta_0})] \\
& + \mathbb{E} [g_{j,T}(\psi, P_{\theta_0}) g_{m,T}(\psi, P_{\theta_0}) \gamma_{j,m,T}(\psi, P_{\theta_0})] \mathbb{E} [g_{k,T}(\psi, P_{\theta_0}) g_{l,T}(\psi, P_{\theta_0}) \gamma_{k,l,T}(\psi, P_{\theta_0})] \\
& + \mathbb{E} [g_{j,T}(\psi, P_{\theta_0}) g_{l,T}(\psi, P_{\theta_0}) \gamma_{j,l,T}(\psi, P_{\theta_0})] \mathbb{E} [g_{k,T}(\psi, P_{\theta_0}) g_{m,T}(\psi, P_{\theta_0}) \gamma_{k,m,T}(\psi, P_{\theta_0})] \}
\end{aligned}$$

$$+ O\left(\prod_{i=1}^n \Psi_{g,i,T}(z) |z| \mathcal{P}(|z|) n^{-1-\delta/2} + |n^{-1/2}z|^{2+\delta} + |n^{-1}z|\right), \quad (\text{A.35})$$

where  $\mathcal{P}$  is a fixed polynomial.

Step 3. We need to derive the expansions (up to a suitable order) of the products of  $\Psi_{g,i,T}(z)$  represented as the four curly brackets in (A.35), to have similar expressions as the terms in  $\Psi_{n,T}^*(z)$ ; see (A.27). To achieve it, we introduce the approximate c.f. of  $\sigma_g^{-1} \sum_{i=1}^n g_{i,T}(\psi, P_{\theta_0})$  in (A.37) and find a connection to the c.f. of  $\sigma_{n,T}^{-1} \sum_{i=1}^n g_{i,T}(\psi, P_{\theta_0})$  so that we can get the expressions of the four curly brackets in (A.35).

Let

$$\Psi_{i,T}(z) = \mathbb{E} \left[ \exp \left( \iota z \sigma_g^{-1} g_{i,T}(\psi, P_{\theta_0}) \right) \right] \quad (\text{A.36})$$

denote the c.f. of  $\sigma_g^{-1} g_{i,T}(\psi, P_{\theta_0})$ , where  $\sigma_g^2$  is defined in (A.14). For sufficient small  $\varepsilon' > 0$  and for  $|z| \leq \varepsilon' n^{1/2}$ , we get for the c.f. of  $\sigma_g^{-1} \sum_{i=1}^n g_{i,T}(\psi, P_{\theta_0})$

$$\prod_{i=1}^n \Psi_{i,T}(n^{-1/2}z) = e^{-z^2/2} \left[ 1 - \frac{\iota \tilde{\kappa}_3}{6} n^{-1/2} z^3 + \frac{\tilde{\kappa}_4}{24} n^{-1} z^4 - \frac{\tilde{\kappa}_3^2}{72} n^{-1} z^6 \right] + o(n^{-1}|z|e^{-z^2/4}), \quad (\text{A.37})$$

where  $\tilde{\kappa}_3 = n^{-1} \sigma_g^{-3} \sum_{i=1}^n \mathbb{E} [g_{i,T}^3(\psi, P_{\theta_0})]$  and  $\tilde{\kappa}_4 = n^{-1} \sigma_g^{-4} \sum_{i=1}^n \mathbb{E} [g_{i,T}^4(\psi, P_{\theta_0})] - 3$ .

Since  $\Psi_{g,i,T}(z) = \Psi_{i,T}(\sigma_g \sigma_{n,T}^{-1} \frac{2}{n} z)$ , we can investigate the behaviour of the four curly brackets in (A.35), namely

$$\begin{aligned} \prod_{i=1}^n \Psi_{g,i,T}(z) &= \prod_{i=1}^n \Psi_{i,T}(n^{-1/2}z) + e^{-z^2/2} \left[ \frac{1}{n(n-1)^2} \sigma_g^{-2} \sum_{u=1}^{n-1} \sum_{v=u+1}^n \mathbb{E} [\gamma_{u,v,T}^2(\psi, P_{\theta_0})] \right] z^2 \\ &+ o(n^{-1}|z|e^{-z^2/4}), \end{aligned} \quad (\text{A.38})$$

$$\prod_{\substack{i=1 \\ i \neq j,k}}^n \Psi_{g,i,T}(z) = \prod_{i=1}^n \Psi_{i,T}(n^{-1/2}z)$$

$$\begin{aligned}
& + e^{-z^2/2} \left[ \sum_{u=1}^{n-1} \sum_{v=u+1}^n \frac{\mathbb{E} [\gamma_{u,v,T}^2(\psi, P_{\theta_0})]}{n(n-1)^2 \sigma_g^2} + \frac{\mathbb{E} [g_{j,T}^2(\psi, P_{\theta_0})] + \mathbb{E} [g_{k,T}^2(\psi, P_{\theta_0})]}{n \sigma_g^2} \right] z^2 \\
& + o(n^{-1}|z|e^{-z^2/4}), \tag{A.39}
\end{aligned}$$

$$\begin{aligned}
& \prod_{\substack{i=1 \\ i \neq j,k,m}}^n \Psi_{g,i,T}(z) \\
= & \prod_{i=1}^n \Psi_{i,T}(n^{-1/2}z) \\
& + e^{-z^2/2} \left[ \sum_{u=1}^{n-1} \sum_{v=u+1}^n \frac{\mathbb{E} [\gamma_{u,v,T}^2(\psi, P_{\theta_0})]}{n(n-1)^2 \sigma_g^2} + \frac{\mathbb{E} [g_{j,T}^2(\psi, P_{\theta_0})] + \mathbb{E} [g_{k,T}^2(\psi, P_{\theta_0})] + \mathbb{E} [g_{m,T}^2(\psi, P_{\theta_0})]}{n \sigma_g^2} \right] z^2 \\
& + o(n^{-1}|z|e^{-z^2/4}), \tag{A.40}
\end{aligned}$$

$$\begin{aligned}
\prod_{\substack{i=1 \\ i \neq j,k,m,l}}^n \Psi_{g,i,T}(z) & = \prod_{i=1}^n \Psi_{i,T}(n^{-1/2}z) \\
& + e^{-z^2/2} \left[ \sum_{u=1}^{n-1} \sum_{v=u+1}^n \frac{\mathbb{E} [\gamma_{u,v,T}^2(\psi, P_{\theta_0})]}{n(n-1)^2 \sigma_g^2} \right. \\
& \left. + \frac{\mathbb{E} [g_{j,T}^2(\psi, P_{\theta_0})] + \mathbb{E} [g_{k,T}^2(\psi, P_{\theta_0})] + \mathbb{E} [g_{m,T}^2(\psi, P_{\theta_0})] + \mathbb{E} [g_{l,T}^2(\psi, P_{\theta_0})]}{n \sigma_g^2} \right] z^2 \\
& + o(n^{-1}|z|e^{-z^2/4}), \tag{A.41}
\end{aligned}$$

for  $|z| \leq \varepsilon' n^{1/2}$ .

Step 4. We combine the remainders and derive an expression for  $\Psi_{n,T}(z)$  such that  $\Psi_{n,T}^*(z)$  is the leading term and we characterize the order of the remainder. This yields (A.42). Substitution of (A.37), (A.38), (A.39), (A.40), (A.41), (A.13), and (A.27) into (A.35) shows that for  $|z| \leq \varepsilon' n^{1/2}$ ,

$$\Psi_{n,T}(z) = \Psi_{n,T}^*(z) + o(n^{-1}|z|\mathcal{P}(|z|)e^{-z^2/4}) + O(|n^{-1/2}z|^{2+\delta}), \tag{A.42}$$

the same as (2.13) in [Bickel et al. \(1986\)](#).

Step 5. Moving along the lines of (2.13) in [Bickel et al. \(1986\)](#), we prove (A.30).

□

## A.4 Proof of Proposition 4

*Proof.* We derive (4.13) by the tilted-Edgeworth technique; see e.g. [Barndorff-Nielsen and Cox \(1989\)](#) for a book-length presentation. Our proof follows from standard arguments, like e.g. those in [Field \(1982\)](#), [Easton and Ronchetti \(1986\)](#), and [Gatto and Ronchetti \(1996\)](#). The main difference between the available proofs and ours is related to the fact that we need to use our approximate c.g.f., as obtained via the (approximate) cumulants in (A.12), (A.13), (A.15) and (A.18). To this end, we set

$$\tilde{\mathcal{K}}_{n,T}(\nu) = \mu_{n,T}\nu + \frac{1}{2}n\sigma_{n,T}^2\nu^2 + \frac{1}{6}n^2\mathfrak{z}_{n,T}^{(3)}\sigma_{n,T}^3\nu^3 + \frac{1}{24}n^3\mathfrak{z}_{n,T}^{(4)}\sigma_{n,T}^4\nu^4, \quad (\text{A.43})$$

where we use the cumulants  $\mathfrak{z}_{n,T}^{(3)} = n^{-1/2}\kappa_{n,T}^{(3)}$ ,  $\mathfrak{z}_{n,T}^{(4)} = n^{-1}\kappa_{n,T}^{(4)}$ , with  $\mathfrak{z}_{n,T}^{(3)}$  and  $\mathfrak{z}_{n,T}^{(4)}$  being of order  $O(m^{-1})$ , as derived in Lemma A.2. Then, following the argument of Remark 2 in [Easton and Ronchetti \(1986\)](#), we obtain the required result  $f_{n,T}(z) = p_{n,T}(z) [1 + O(m^{-1})]$ ; see also [Field \(1982\)](#), p. 677. Finally, a straightforward application of Lugannani-Rice formula yields (4.15); see [Lugannani and Rice \(1980\)](#) and [Gatto and Ronchetti \(1996\)](#).

□

## B The first and second derivatives of the log-likelihood

[Lee and Yu \(2010\)](#) have already provided a few calculations for the first-order asymptotics. To go further, our online materials give additional and more explicit mathematical expres-

sions for the higher-order terms needed for the saddlepoint approximation.

We recall the following notations, which are frequently used:

$$\begin{aligned}
S_n(\lambda) &= I_n - \lambda W_n \\
R_n(\rho) &= I_n - \rho M_n \\
G_n(\lambda) &= W_n S_n^{-1} \\
H_n(\rho) &= M_n R_n^{-1} \\
\ddot{W}_n &= R_n W_n R_n^{-1}, \\
\ddot{G}_n(\lambda_0) &= \ddot{W}_n (I_n - \lambda_0 \ddot{W}_n)^{-1} = R_n G_n R_n^{-1}, \\
\ddot{X}_{nt} &= R_n \tilde{X}_{nt} \\
H_n^s &= H_n' + H_n, \\
G_n^s &= G_n' + G_n \\
h_{nt}(\zeta) &= \frac{1}{m} \sum_{t=1}^T \left( \ddot{X}_{nt}, \ddot{G}_n(\lambda_0) \ddot{X}_{nt} \beta_0 \right)' \left( \ddot{X}_{nt}, \ddot{G}_n(\lambda_0) \ddot{X}_{nt} \beta_0 \right)
\end{aligned}$$

## B.1 The first derivative of the log-likelihood

### B.1.1 Common terms

First, consider the following elements which are common to many partial derivatives that we are going to compute. To this end, we set  $\xi = (\beta', \lambda, \rho)'$  and we compute:

- the matrix

$$\partial_\lambda S_n(\lambda) = -W_n \tag{B.1}$$

$$\partial_\rho R_n(\rho) = -M_n \tag{B.2}$$

- the vector

$$\partial_\xi \tilde{V}_{nt}(\xi) = (\partial_{\beta'} \tilde{V}_{nt}(\xi), \partial_\lambda \tilde{V}_{nt}(\xi), \partial_\rho \tilde{V}_{nt}(\xi)),$$

where

$$\partial_{\beta'} \tilde{V}_{nt}(\xi) = \partial_{\beta'} \left\{ R_n(\rho) [S_n(\lambda) \tilde{Y}_{nt} - \tilde{X}_{nt} \beta] \right\} = -R_n(\rho) \tilde{X}_{nt} \quad (\text{B.3})$$

and

$$\partial_\lambda \tilde{V}_{nt}(\xi) = \partial_\lambda \left\{ R_n(\rho) S_n(\lambda) \tilde{Y}_{nt} \right\} = -R_n(\rho) W_n \tilde{Y}_{nt} \quad (\text{B.4})$$

and making use of (B.2), we have

$$\begin{aligned} \partial_\rho \tilde{V}_{nt}(\xi) &= \partial_\rho \left\{ R_n(\rho) [S_n(\lambda) \tilde{Y}_{nt} - \tilde{X}_{nt} \beta] \right\} \\ &= -M_n [S_n(\lambda) \tilde{Y}_{nt} - \tilde{X}_{nt} \beta] \\ &= -M_n R_n^{-1}(\rho) R_n(\rho) [S_n(\lambda) \tilde{Y}_{nt} - \tilde{X}_{nt} \beta] \\ &= -H_n(\rho) \tilde{V}_{nt}(\xi), \end{aligned} \quad (\text{B.5})$$

- the vector

$$\partial_\xi G_n(\lambda) = (\partial_{\beta'} G_n(\lambda), \partial_\lambda G_n(\lambda), \partial_\rho G_n(\lambda)),$$

where

$$\partial_{\beta'} G_n(\lambda) = 0 \quad (\text{B.6})$$

$$\partial_\rho G_n(\lambda) = 0 \quad (\text{B.7})$$

and

$$\begin{aligned}
\partial_\lambda G_n(\lambda) &= \partial_\lambda(W_n S_n^{-1}) = W_n \partial_\lambda S_n^{-1} \\
&= W_n (-S_n^{-1} \underbrace{\partial_\lambda(S_n)}_{B.1} S_n^{-1}) \\
&= (W_n S_n^{-1})^2 = G_n^2
\end{aligned} \tag{B.8}$$

- the vector

$$\partial_\xi H_n(\rho) = (\partial_{\beta'} H_n(\rho), \partial_\lambda H_n(\rho), \partial_\rho H_n(\rho)),$$

where

$$\partial_{\beta'} H_n(\rho) = 0 \tag{B.9}$$

$$\partial_\lambda H_n(\rho) = 0 \tag{B.10}$$

and

$$\begin{aligned}
\partial_\rho H_n(\rho) &= \partial_\rho(M_n R_n^{-1}) = M_n \partial_\rho R_n^{-1} \\
&= M_n (-R_n^{-1} \underbrace{\partial_\rho(R_n)}_{B.2} R_n^{-1}) \\
&= (M_n R_n^{-1}(\rho))^2 = H_n^2,
\end{aligned} \tag{B.11}$$

- the vector

$$\partial_\xi G_n^2(\lambda) = (\partial_{\beta'} G_n^2(\lambda), \partial_\lambda G_n^2(\lambda), \partial_\rho G_n^2(\lambda)),$$

where

$$\begin{aligned}
\partial_\lambda G_n^2(\lambda) &= \partial_\lambda \{G_n(\lambda)G_n(\lambda)\} = \underbrace{\partial_\lambda G_n(\lambda)}_{B.8} G_n(\lambda) + G_n(\lambda) \underbrace{\partial_\lambda G_n(\lambda)}_{B.8} \\
&= G_n^2(\lambda)G_n(\lambda) + G_n(\lambda)G_n^2(\lambda) \\
&= 2G_n^3(\lambda)
\end{aligned} \tag{B.12}$$

$$\partial_{\beta'} G_n^2(\lambda) = 0 \text{ and } \partial_\rho G_n^2(\lambda) = 0$$

•

$$\partial_\xi H_n^2(\rho) = (\partial_{\beta'} H_n^2(\rho), \partial_\lambda H_n^2(\rho), \partial_\rho H_n^2(\rho)),$$

where

$$\partial_{\beta'} H_n^2(\rho) = 0, \quad \partial_\lambda H_n^2(\rho) = 0,$$

$$\begin{aligned}
\partial_\rho H_n^2(\rho) &= \partial_\rho \{H_n(\rho)H_n(\rho)\} = \underbrace{\partial_\rho H_n(\rho)}_{B.11} H_n(\rho) + H_n(\rho) \underbrace{\partial_\rho H_n(\rho)}_{B.11} \\
&= H_n(\rho)^2 H_n(\rho) + H_n(\rho) H_n(\rho)^2 \\
&= 2H_n^3(\rho)
\end{aligned} \tag{B.13}$$

### B.1.2 Component-wise calculation of the log-likelihood

$$\frac{\partial \ell_{n,T}(\theta)}{\partial \theta} = \{\partial_{\beta'} \ell_{n,T}(\theta), \partial_\lambda \ell_{n,T}(\theta), \partial_\rho \ell_{n,T}(\theta), \partial_{\sigma^2} \ell_{n,T}(\theta)\}$$

•

$$\partial_{\beta'} \ell_{n,T}(\theta) = \partial_{\beta'} \left\{ -\frac{1}{2\sigma^2} \sum_{t=1}^T \tilde{V}'_{nt}(\xi) \tilde{V}_{nt}(\xi) \right\}$$



$$\begin{aligned}
&= -\frac{1}{2\sigma^2} \sum_{t=1}^T \underbrace{(\partial_{\beta'} \tilde{V}_{nt}(\xi))' \tilde{V}_{nt}(\xi)}_{B.3} - \frac{1}{2\sigma^2} \sum_{t=1}^T \left( \tilde{V}'_{nt}(\xi) \underbrace{\partial_{\beta'} \tilde{V}_{nt}(\xi)}_{B.3} \right)' \\
&= \frac{1}{2\sigma^2} \sum_{t=1}^T (R_n(\rho) \tilde{X}_{nt})' \tilde{V}_{nt}(\xi) + \frac{1}{2\sigma^2} \sum_{t=1}^T \left( \tilde{V}'_{nt}(\xi) R_n(\rho) \tilde{X}_{nt} \right)' \\
&= \frac{1}{\sigma^2} \sum_{t=1}^T (R_n(\rho) \tilde{X}_{nt})' \tilde{V}_{nt}(\xi) \tag{B.14}
\end{aligned}$$

•

$$\begin{aligned}
\partial_\lambda \ell_{n,T}(\theta) &= \partial_\lambda \left\{ (T-1) \ln |S_n(\lambda)| - \frac{1}{2\sigma^2} \sum_{t=1}^T \tilde{V}'_{nt}(\xi) \tilde{V}_{nt}(\xi) \right\} \\
&= (T-1) \text{tr}(S_n^{-1}(\lambda) \underbrace{\partial_\lambda S_n(\lambda)}_{B.1}) \\
&\quad - \frac{1}{2\sigma^2} \sum_{t=1}^T \left\{ \underbrace{(\partial_\lambda \tilde{V}_{nt}(\xi))' \tilde{V}_{nt}(\xi)}_{B.4} + \tilde{V}'_{nt}(\xi) \underbrace{\partial_\lambda \tilde{V}_{nt}(\xi)}_{B.4} \right\} \\
&= -(T-1) \text{tr}(S_n^{-1}(\lambda) W_n) \\
&\quad + \frac{1}{2\sigma^2} \sum_{t=1}^T \left\{ (R_n(\rho) W_n \tilde{Y}_{nt})' \tilde{V}_{nt}(\xi) + \tilde{V}'_{nt}(\xi) R_n(\rho) W_n \tilde{Y}_{nt} \right\} \\
&= -(T-1) \text{tr}(G_n(\lambda)) + \frac{1}{\sigma^2} \sum_{t=1}^T (R_n(\rho) W_n \tilde{Y}_{nt})' \tilde{V}_{nt}(\xi) \tag{B.15}
\end{aligned}$$

•

$$\begin{aligned}
\partial_\rho \ell_{n,T}(\theta) &= \partial_\rho \left\{ (T-1) \ln |R_n(\rho)| - \frac{1}{2\sigma^2} \sum_{t=1}^T \tilde{V}'_{nt}(\xi) \tilde{V}_{nt}(\xi) \right\} \\
&= (T-1) \text{tr}(R_n^{-1}(\rho) \underbrace{\partial_\rho R_n(\rho)}_{B.2}) \\
&\quad - \frac{1}{2\sigma^2} \sum_{t=1}^T \left\{ \underbrace{(\partial_\rho \tilde{V}_{nt}(\xi))' \tilde{V}_{nt}(\xi)}_{B.5} + \tilde{V}'_{nt}(\xi) \underbrace{\partial_\rho \tilde{V}_{nt}(\xi)}_{B.5} \right\}
\end{aligned}$$

$$\begin{aligned}
&= -(T-1)\text{tr}(R_n^{-1}(\rho)M_n) \\
&+ \frac{1}{2\sigma^2} \sum_{t=1}^T \{(H_n(\rho)\tilde{V}_{nt}(\xi))'\tilde{V}_{nt}(\xi) + \tilde{V}_{nt}'(\xi)H_n(\rho)\tilde{V}_{nt}(\xi)\} \\
&= -(T-1)\text{tr}(H_n(\rho)) + \frac{1}{\sigma^2} \sum_{t=1}^T (H_n(\rho)\tilde{V}_{nt}(\xi))'\tilde{V}_{nt}(\xi) \quad (\text{B.16})
\end{aligned}$$

•

$$\begin{aligned}
\partial_{\sigma^2} \ell_{n,T}(\theta) &= \partial_{\sigma^2} \left\{ -\frac{n(T-1)}{2} \ln(2\pi\sigma^2) - \frac{1}{2\sigma^2} \sum_{t=1}^T \tilde{V}_{nt}'(\xi)\tilde{V}_{nt}(\xi) \right\} \\
&= -\frac{n(T-1)}{2\sigma^2} + \frac{1}{2\sigma^4} \sum_{t=1}^T \tilde{V}_{nt}'(\xi)\tilde{V}_{nt}(\xi) \quad (\text{B.17})
\end{aligned}$$

$$\frac{\partial \ell_{n,T}(\theta)}{\partial \theta} = \begin{pmatrix} \frac{1}{\sigma^2} \sum_{t=1}^T (R_n(\rho)\tilde{X}_{nt})'\tilde{V}_{nt}(\xi) \\ -(T-1)\text{tr}(G_n(\lambda)) + \frac{1}{\sigma^2} \sum_{t=1}^T (R_n(\rho)W_n\tilde{Y}_{nt})'\tilde{V}_{nt}(\xi) \\ -(T-1)\text{tr}(H_n(\rho)) + \frac{1}{\sigma^2} \sum_{t=1}^T (H_n(\rho)\tilde{V}_{nt}(\xi))'\tilde{V}_{nt}(\xi) \\ -\frac{n(T-1)}{2\sigma^2} + \frac{1}{2\sigma^4} \sum_{t=1}^T \tilde{V}_{nt}'(\xi)\tilde{V}_{nt}(\xi) \end{pmatrix} \quad (\text{B.18})$$

$$\frac{\partial \ell_{n,T}(\theta)}{\partial \theta} = \frac{1}{(T-1)} \sum_{t=1}^T \psi((Y_{nt}, X_{nt}), \theta) = 0.$$

where  $\psi((Y_{nt}, X_{nt}), \theta_{n,T})$  represents the likelihood score function and its expression is

$$\psi(Y_{nt}, X_{nt}, \theta) = \begin{pmatrix} \frac{(T-1)}{\sigma^2} (R_n(\rho)\tilde{X}_{nt})'\tilde{V}_{nt}(\zeta) \\ \frac{(T-1)}{\sigma^2} (R_n(\rho)W_n\tilde{Y}_{nt})'\tilde{V}_{nt}(\zeta) - \frac{(T-1)^2}{T} \text{tr}(G_n(\lambda)) \\ \frac{(T-1)}{\sigma^2} (H_n(\rho)\tilde{V}_{nt}(\zeta))'\tilde{V}_{nt}(\zeta) - \frac{(T-1)^2}{T} \text{tr}(H_n(\rho)) \\ \frac{(T-1)}{2\sigma^4} \left( \tilde{V}_{nt}'(\zeta)\tilde{V}_{nt}(\zeta) - \frac{n(T-1)}{T} \sigma^2 \right) \end{pmatrix} \quad (\text{B.19})$$

## B.2 The second derivative the log-likelihood

- The first row of  $\frac{\partial^2 \ell_{n,T}(\theta_0)}{\partial \theta \partial \theta'}$  is  $\frac{\partial \{ \frac{1}{\sigma^2} \sum_{t=1}^T (R_n(\rho) \tilde{X}_{nt})' \tilde{V}_{nt}(\xi) \}}{\partial \theta'}$

$$\begin{aligned} \partial_{\beta'} \left( \frac{1}{\sigma^2} \sum_{t=1}^T (R_n(\rho) \tilde{X}_{nt})' \tilde{V}_{nt}(\xi) \right) &= \frac{1}{\sigma^2} \sum_{t=1}^T (R_n(\rho) \tilde{X}_{nt})' \underbrace{\partial_{\beta'} \tilde{V}_{nt}(\xi)}_{B.3} \\ &= -\frac{1}{\sigma^2} \sum_{t=1}^T (R_n(\rho) \tilde{X}_{nt})' R_n(\rho) \tilde{X}_{nt} \quad (B.20) \end{aligned}$$

$$\begin{aligned} \partial_{\lambda} \left( \frac{1}{\sigma^2} \sum_{t=1}^T (R_n(\rho) \tilde{X}_{nt})' \tilde{V}_{nt}(\xi) \right) &= \frac{1}{\sigma^2} \sum_{t=1}^T (R_n(\rho) \tilde{X}_{nt})' \underbrace{\partial_{\lambda} \tilde{V}_{nt}(\xi)}_{B.4} \\ &= -\frac{1}{\sigma^2} \sum_{t=1}^T (R_n(\rho) \tilde{X}_{nt})' R_n(\rho) W_n \tilde{Y}_{nt} \quad (B.21) \end{aligned}$$

$$\begin{aligned} \partial_{\rho} \left( \frac{1}{\sigma^2} \sum_{t=1}^T (R_n(\rho) \tilde{X}_{nt})' \tilde{V}_{nt}(\xi) \right) &= \frac{1}{\sigma^2} \sum_{t=1}^T \{ \underbrace{(\partial_{\rho} R_n(\rho) \tilde{X}_{nt})' \tilde{V}_{nt}(\xi)}_{B.2} + (R_n(\rho) \tilde{X}_{nt})' \underbrace{\partial_{\rho} \tilde{V}_{nt}(\xi)}_{B.5} \} \\ &= -\frac{1}{\sigma^2} \sum_{t=1}^T \{ (M_n \tilde{X}_{nt})' \tilde{V}_{nt}(\xi) + (R_n(\rho) \tilde{X}_{nt})' H_n(\rho) \tilde{V}_{nt}(\xi) \} \quad (B.22) \end{aligned}$$

$$\partial_{\sigma^2} \left( \frac{1}{\sigma^2} \sum_{t=1}^T (R_n(\rho) \tilde{X}_{nt})' \tilde{V}_{nt}(\xi) \right) = -\frac{1}{\sigma^4} \sum_{t=1}^T (R_n(\rho) \tilde{X}_{nt})' \tilde{V}_{nt}(\xi) \quad (B.23)$$

- The second row of  $\frac{\partial^2 \ell_{n,T}(\theta_0)}{\partial \theta \partial \theta'}$  is  $\frac{\partial \{-(T-1)\text{tr}(G_n(\lambda)) + \frac{1}{\sigma^2} \sum_{t=1}^T (R_n(\rho) W_n \tilde{Y}_{nt})' \tilde{V}_{nt}(\xi)\}}{\partial \theta'}$ .

The matrix  $\frac{\partial^2 \ell_{n,T}(\theta_0)}{\partial \theta \partial \theta'}$  is symmetric. The first element is the transpose of the second one in the first row. So

$$\partial_{\beta'} (-(T-1)\text{tr}(G_n(\lambda)) + \frac{1}{\sigma^2} \sum_{t=1}^T (R_n(\rho) W_n \tilde{Y}_{nt})' \tilde{V}_{nt}(\xi)) = -\frac{1}{\sigma^2} \sum_{t=1}^T (R_n(\rho) W_n \tilde{Y}_{nt})' R_n(\rho) \tilde{X}_{nt}$$

$$\begin{aligned} \partial_{\lambda} (-(T-1)\text{tr}(G_n(\lambda)) + \frac{1}{\sigma^2} \sum_{t=1}^T (R_n(\rho) W_n \tilde{Y}_{nt})' \tilde{V}_{nt}(\xi)) &= -(T-1)\text{tr}(\underbrace{\partial_{\lambda} G_n(\lambda)}_{B.8}) + \frac{1}{\sigma^2} \sum_{t=1}^T (R_n(\rho) W_n \tilde{Y}_{nt})' \underbrace{\partial_{\lambda} \tilde{V}_{nt}(\xi)}_{B.4} \\ &= -(T-1)\text{tr}(G_n^2(\lambda)) - \frac{1}{\sigma^2} \sum_{t=1}^T (R_n(\rho) W_n \tilde{Y}_{nt})' R_n(\rho) W_n \tilde{Y}_{nt} \end{aligned} \quad (B.24)$$

$$\begin{aligned} \partial_{\rho} (-(T-1)\text{tr}(G_n(\lambda)) + \frac{1}{\sigma^2} \sum_{t=1}^T (R_n(\rho) W_n \tilde{Y}_{nt})' \tilde{V}_{nt}(\xi)) &= \frac{1}{\sigma^2} \sum_{t=1}^T \{ \underbrace{(\partial_{\rho} R_n(\rho) W_n \tilde{Y}_{nt})' \tilde{V}_{nt}(\xi)}_{B.2} + (R_n(\rho) W_n \tilde{Y}_{nt})' \underbrace{\partial_{\rho} \tilde{V}_{nt}(\xi)}_{B.5} \} \\ &= -\frac{1}{\sigma^2} \sum_{t=1}^T \{ (M_n W_n \tilde{Y}_{nt})' \tilde{V}_{nt}(\xi) + (R_n(\rho) W_n \tilde{Y}_{nt})' H_n(\rho) \tilde{V}_{nt}(\xi) \} \end{aligned} \quad (B.25)$$

$$\begin{aligned}
\partial_{\sigma^2}(-(T-1)\text{tr}(G_n(\lambda))) &+ \frac{1}{\sigma^2} \sum_{t=1}^T (R_n(\rho)W_n\tilde{Y}_{nt})'\tilde{V}_{nt}(\xi) \\
&= -\frac{1}{\sigma^4} \sum_{t=1}^T (R_n(\rho)W_n\tilde{Y}_{nt})'\tilde{V}_{nt}(\xi) \tag{B.26}
\end{aligned}$$

- The third row of  $\frac{\partial^2 \ell_{n,T}(\theta_0)}{\partial \theta \partial \theta'}$  is

$$\frac{\partial \{-(T-1)\text{tr}(H_n(\rho)) + \frac{1}{\sigma^2} \sum_{t=1}^T (H_n(\rho)\tilde{V}_{nt}(\xi))'\tilde{V}_{nt}(\xi)\}}{\partial \theta'}.$$

We could get the first two elements from the transpose of the third ones in the first two rows. So we only need to calculate the following two derivatives.

$$\begin{aligned}
&\partial_{\rho}(-(T-1)\text{tr}(H_n(\rho))) + \frac{1}{\sigma^2} \sum_{t=1}^T (H_n(\rho)\tilde{V}_{nt}(\xi))'\tilde{V}_{nt}(\xi) \\
&= -(T-1)\text{tr}(\underbrace{\partial_{\rho}H_n(\rho)}_{B.11}) + \frac{1}{\sigma^2} \sum_{t=1}^T \{(\underbrace{\partial_{\rho}H_n(\rho)}_{B.11})\tilde{V}_{nt}(\xi)\}'\tilde{V}_{nt}(\xi) \\
&\quad + (H_n(\rho)\underbrace{\partial_{\rho}\tilde{V}_{nt}(\xi)}_{B.5})'\tilde{V}_{nt}(\xi) + (H_n(\rho)\tilde{V}_{nt}(\xi))'\underbrace{\partial_{\rho}\tilde{V}_{nt}(\xi)}_{B.5}\} \\
&= -(T-1)\text{tr}(H_n^2(\rho)) + \frac{1}{\sigma^2} \sum_{t=1}^T \{(H_n^2(\rho)\tilde{V}_{nt}(\xi))'\tilde{V}_{nt}(\xi) \\
&\quad - (H_n^2(\rho)\tilde{V}_{nt}(\xi))'\tilde{V}_{nt}(\xi) - (H_n(\rho)\tilde{V}_{nt}(\xi))'H_n(\rho)\tilde{V}_{nt}(\xi)\} \\
&= -(T-1)\text{tr}(H_n^2(\rho)) - \frac{1}{\sigma^2} \sum_{t=1}^T (H_n(\rho)\tilde{V}_{nt}(\xi))'H_n(\rho)\tilde{V}_{nt}(\xi) \tag{B.27}
\end{aligned}$$

$$\begin{aligned}
\partial_{\sigma^2}(-(T-1)\text{tr}(H_n(\rho))) &+ \frac{1}{\sigma^2} \sum_{t=1}^T (H_n(\rho) \tilde{V}_{nt}(\xi))' \tilde{V}_{nt}(\xi) \\
&= -\frac{1}{\sigma^4} \sum_{t=1}^T (H_n(\rho) \tilde{V}_{nt}(\xi))' \tilde{V}_{nt}(\xi) \quad (\text{B.28})
\end{aligned}$$

- The fourth row of  $\frac{\partial^2 \ell_{n,T}(\theta_0)}{\partial \theta \partial \theta'}$  is  $\frac{\partial \{-\frac{n(T-1)}{2\sigma^2} + \frac{1}{2\sigma^4} \sum_{t=1}^T \tilde{V}_{nt}'(\xi) \tilde{V}_{nt}(\xi)\}}{\partial \theta'}$ . We only need to calculate the derivative in respect with  $\sigma^2$ .

$$\partial_{\sigma^2} \left( -\frac{n(T-1)}{2\sigma^2} + \frac{1}{2\sigma^4} \sum_{t=1}^T \tilde{V}_{nt}'(\xi) \tilde{V}_{nt}(\xi) \right) = \frac{n(T-1)}{2\sigma^4} - \frac{1}{\sigma^6} \sum_{t=1}^T \tilde{V}_{nt}'(\xi) \tilde{V}_{nt}(\xi) \quad (\text{B.29})$$

We report the matrix

$$\begin{aligned}
& -\frac{\partial^2 \ell_{n,T}(\theta)}{\partial \theta \partial \theta'} = \\
& \left[ \begin{array}{ccc}
\frac{1}{\sigma^2} \sum_t (R_n(\rho) \tilde{X}_{nt})' (R_n(\rho) \tilde{X}_{nt}) & * & * \\
\frac{1}{\sigma^2} \sum_t (R_n(\rho) W_n \tilde{Y}_{nt})' (R_n(\rho) \tilde{X}_{nt}) & \frac{1}{\sigma^2} \sum_t (R_n(\rho) W_n \tilde{Y}_{nt})' (R_n(\rho) W_n \tilde{Y}_{nt}) + (T-1)\text{tr}(G_n^2(\lambda)) & * \\
\frac{1}{\sigma^2} \sum_t \{ (H_n(\rho) \tilde{V}_{nt}(\xi))' (R_n(\rho) \tilde{X}_{nt}) + \tilde{V}_{nt}(\xi)' M_n \tilde{X}_{nt} \} & \frac{1}{\sigma^2} \sum_t \{ (R_n(\rho) W_n \tilde{Y}_{nt})' (H_n(\rho) \tilde{V}_{nt}(\xi)) + (M_n W_n \tilde{Y}_{nt})' \tilde{V}_{nt}(\xi) \} & 0 \\
\frac{1}{\sigma^4} \sum_t \tilde{V}_{nt}(\xi)' R_n(\rho) \tilde{X}_{nt} & \frac{1}{\sigma^4} \sum_t (R_n(\rho) W_n \tilde{Y}_{nt})' \tilde{V}_{nt}(\xi) & 0
\end{array} \right] \\
& + \left[ \begin{array}{ccc}
0_{k \times k} & 0_{k \times 1} & 0_{k \times 1} & 0_{k \times 1} \\
0_{1 \times k} & 0 & 0 & 0 \\
0_{1 \times k} & 0 & \sigma^{-2} \sum_t (H_n(\rho) \tilde{V}_{nt}(\xi))' H_n(\rho) \tilde{V}_{nt}(\xi) + (T-1)\text{tr}\{H_n(\rho)^2\} & * \\
0_{1 \times k} & 0 & \sigma^{-4} \sum_t (H_n(\rho) \tilde{V}_{nt}(\xi))' \tilde{V}_{nt}(\xi) & -\frac{m}{2\sigma^4} + \sigma^{-6} \sum_t \tilde{V}_{nt}'(\xi) \tilde{V}_{nt}(\xi)
\end{array} \right] \cdot \quad (\text{B.30})
\end{aligned}$$

### B.3 The third derivative of the log-likelihood

Assuming, for the third derivative w.r.t.  $\theta$  of  $\ell_{n,T}(\theta)$ , that derivation and integration can be exchanged (namely the dominated convergence theorem holds, component-wise for in  $\theta$ , for the third derivative of the log-likelihood), we derive  $\frac{\partial^2 \ell_{n,T}(\theta)}{\partial \theta \partial \theta'}$  to compute the term  $\Gamma(i, j, T, \theta_0)$ , for each  $i$  and  $j$ . To this end, we have:

•

$$\frac{\partial \left\{ \sigma^{-2} \sum_t (R_n(\rho) \tilde{X}_{nt})' (R_n(\rho) \tilde{X}_{nt}) \right\}}{\partial \theta} = \left[ \begin{array}{cccc} A^{(1,1,\beta')}(\rho, \sigma^2) & A^{(1,1,\lambda)}(\rho, \sigma^2) & A^{(1,1,\rho)}(\rho, \sigma^2) & A^{(1,1,\sigma^2)}(\rho, \sigma^2) \end{array} \right]$$

where

$$A^{(1,1,\beta')}(\rho, \sigma^2) = 0_{k \times k}, \quad A^{(1,1,\lambda)}(\rho, \sigma^2) = 0, \quad (\text{B.31})$$

$$A^{(1,1,\rho)}(\rho, \sigma^2) = -2\sigma^{-2} \sum_{t=1}^T \left\{ \tilde{X}'_{nt} M'_n \tilde{X}_{nt} - \rho \tilde{X}'_{nt} M'_n M_n \tilde{X}_{nt} \right\} = -2\sigma^{-2} \sum_{t=1}^T (M_n \tilde{X}_{nt})' R_n(\rho) \tilde{X}_{nt}, \quad (\text{B.32})$$

and

$$A^{(1,1,\sigma^2)}(\rho, \sigma^2) = -\sigma^{-4} \sum_{t=1}^T \left\{ (R_n(\rho) \tilde{X}_{nt})' (R_n(\rho) \tilde{X}_{nt}) \right\}. \quad (\text{B.33})$$

•

$$\frac{\partial \left\{ \sigma^{-2} \sum_t (R_n(\rho) W_n \tilde{Y}_{nt})' (R_n(\rho) \tilde{X}_{nt}) \right\}}{\partial \theta} = \left[ \begin{array}{cccc} A^{(2,1,\beta')}(\rho, \sigma^2) & A^{(2,1,\lambda)}(\rho, \sigma^2) & A^{(2,1,\rho)}(\rho, \sigma^2) & A^{(2,1,\sigma^2)}(\rho, \sigma^2) \end{array} \right]$$

where

$$A^{(2,1,\beta')}(\rho, \sigma^2) = 0_{k \times k}, \quad A^{(2,1,\lambda)}(\rho, \sigma^2) = 0, \quad (\text{B.34})$$

$$A^{(2,1,\rho)}(\rho, \sigma^2) = \sigma^{-2} \sum_{t=1}^T \left\{ (-M_n W_n \tilde{Y}_{nt})' R_n(\rho) \tilde{X}_{nt} - (R_n(\rho) W_n \tilde{Y}_{nt})' M_n \tilde{X}_{nt} \right\}, \quad (\text{B.35})$$

and

$$A^{(2,1,\sigma^2)}(\rho, \sigma^2) = -\sigma^{-4} \sum_{t=1}^T \left\{ (R_n(\rho) W_n \tilde{Y}_{nt})' (R_n(\rho) \tilde{X}_{nt}) \right\}. \quad (\text{B.36})$$

•

$$\frac{\partial \left\{ \sigma^{-2} \sum_t (R_n(\rho) W_n \tilde{Y}_{nt})' (R_n(\rho) W_n \tilde{Y}_{nt}) + (T-1) \text{tr}(G_n^2(\lambda)) \right\}}{\partial \theta} =$$

$$\begin{bmatrix} A^{(2,2,\beta')}(\lambda, \rho, \sigma^2) & A^{(2,2,\lambda)}(\lambda, \rho, \sigma^2) & A^{(2,2,\rho)}(\lambda, \rho, \sigma^2) & A^{(2,2,\sigma^2)}(\lambda, \rho, \sigma^2) \end{bmatrix}$$

where

$$A^{(2,2,\beta')}(\lambda, \rho, \sigma^2) = 0_{k \times k} \quad (\text{B.37})$$

$$A^{(2,2,\lambda)}(\lambda, \rho, \sigma^2) = (T-1) \text{tr} \left\{ \partial_\lambda (G_n^2(\lambda)) \right\} = (T-1) \text{tr} \left\{ 2G_n^3(\lambda) \right\}, \quad (\text{B.38})$$

where we make use of (B.12), moreover, using (B.2)

$$\begin{aligned} A^{(2,2,\rho)}(\lambda, \rho, \sigma^2) &= \frac{1}{\sigma^2} \sum_{t=1}^T \left\{ (\partial_\rho R_n(\rho) W_n \tilde{Y}_{nt})' (R_n(\rho) W_n \tilde{Y}_{nt}) \right. \\ &\quad \left. + (R_n(\rho) W_n \tilde{Y}_{nt})' (\partial_\rho R_n(\rho) W_n \tilde{Y}_{nt}) \right\} \\ &= -\frac{1}{\sigma^2} \sum_{t=1}^T \left\{ (M_n W_n \tilde{Y}_{nt})' (R_n(\rho) W_n \tilde{Y}_{nt}) \right. \\ &\quad \left. + (R_n(\rho) W_n \tilde{Y}_{nt})' (M_n W_n \tilde{Y}_{nt}) \right\} \\ &= -\frac{2}{\sigma^2} \sum_{t=1}^T (M_n W_n \tilde{Y}_{nt})' (R_n(\rho) W_n \tilde{Y}_{nt}) \end{aligned} \quad (\text{B.39})$$



and

$$A^{(2,2,\sigma^2)}(\lambda, \rho, \sigma^2) = -\frac{1}{\sigma^4} \sum_{t=1}^T (R_n(\rho) M_n \tilde{Y}_{nt})' R_n(\rho) W_n \tilde{Y}_{nt}, \quad (\text{B.40})$$

•

$$\frac{\partial \left\{ \sigma^{-2} \sum_{t=1}^T \left( (H_n(\rho) \tilde{V}_{nt}(\xi))' (R_n(\rho) \tilde{X}_{nt}) + \sigma^{-2} \sum_{t=1}^T \tilde{V}_{nt}'(\xi) M_n \tilde{X}_{nt} \right) \right\}}{\partial \theta} =$$

$$\left[ \begin{array}{cccc} A^{(3,1,\beta')}(\lambda, \rho, \sigma^2) & A^{(3,1,\lambda)}(\lambda, \rho, \sigma^2) & A^{(3,1,\rho)}(\beta', \lambda, \rho, \sigma^2) & A^{(3,1,\sigma^2)}(\beta', \lambda, \rho, \sigma^2) \end{array} \right]$$

where

$$A^{(3,1,\beta')}(\lambda, \rho, \sigma^2) = \sigma^{-2} \sum_t \left\{ (H_n(\rho) \underbrace{\partial_{\beta'} \tilde{V}_{nt}(\xi)}_{\text{see (B.3)}})' (R_n(\rho) \tilde{X}_{nt}) + \underbrace{\partial_{\beta'} \tilde{V}_{nt}'(\xi)}_{\text{see (B.3)}} M_n \tilde{X}_{nt} \right\}$$

$$= -\frac{1}{\sigma^2} \sum_{t=1}^T \left\{ (H_n(\rho) R_n(\rho) \tilde{X}_{nt})' R_n(\rho) \tilde{X}_{nt} + (R_n(\rho) \tilde{X}_{nt})' M_n \tilde{X}_{nt} \right\}$$

(B.41)

$$A^{(3,1,\lambda)}(\lambda, \rho, \sigma^2) = \frac{1}{\sigma^2} \sum_{t=1}^T \left\{ \left( H_n(\rho) \underbrace{\partial_{\lambda} \tilde{V}_{nt}(\xi)}_{\text{see (B.4)}} \right)' R_n(\rho) \tilde{X}_{nt} + \left( \underbrace{\partial_{\lambda} \tilde{V}_{nt}'(\xi)}_{\text{see (B.4)}} \right)' M_n \tilde{X}_{nt} \right\}$$

$$= -\frac{1}{\sigma^2} \sum_{t=1}^T \left\{ (H_n(\rho) R_n(\rho) W_n \tilde{Y}_{nt})' R_n(\rho) \tilde{X}_{nt} + (R_n(\rho) W_n \tilde{Y}_{nt})' M_n \tilde{X}_{nt} \right\}$$

(B.42)

where  $\partial_\lambda \tilde{V}_{nt}(\xi) = -R_n(\rho)W_n\tilde{Y}_{nt}$  as in (B.4), and

$$\begin{aligned}
& A^{(3,1,\rho)}(\beta', \lambda, \rho, \sigma^2) \\
&= \frac{1}{\sigma^2} \sum_{t=1}^T \left\{ \left( \underbrace{\partial_\rho H_n(\rho)}_{\text{see (B.11)}} \tilde{V}_{nt}(\xi) \right)' R_n(\rho) \tilde{X}_{nt} + \left( H_n(\rho) \underbrace{\partial_\rho \tilde{V}_{nt}(\xi)}_{\text{see (B.5)}} \right)' R_n(\rho) \tilde{X}_{nt} \right\} \\
&+ \frac{1}{\sigma^2} \sum_{t=1}^T \left\{ \left( H_n(\rho) \tilde{V}_{nt}(\xi) \right)' \underbrace{\partial_\rho R_n(\rho)}_{\text{see (B.2)}} \tilde{X}_{nt} + \underbrace{\partial_\rho \tilde{V}'_{nt}(\xi)}_{\text{see (B.5)}} M_n \tilde{X}_{nt} \right\} \\
&= \frac{1}{\sigma^2} \sum_{t=1}^T \left( H_n(\rho)^2 \tilde{V}_{nt}(\xi) \right)' R_n(\rho) \tilde{X}_{nt} - \frac{1}{\sigma^2} \sum_{t=1}^T \left( H_n(\rho)^2 \tilde{V}_{nt}(\xi) \right)' R_n(\rho) \tilde{X}_{nt} \\
&- \frac{1}{\sigma^2} \sum_{t=1}^T \left( H_n(\rho) \tilde{V}_{nt}(\xi) \right)' M_n \tilde{X}_{nt} - \frac{1}{\sigma^2} \sum_{t=1}^T \left( H_n(\rho) \tilde{V}_{nt}(\xi) \right)' M_n \tilde{X}_{nt} \\
&= -\frac{2}{\sigma^2} \sum_{t=1}^T \left( H_n(\rho) \tilde{V}_{nt}(\xi) \right)' M_n \tilde{X}_{nt} \tag{B.43}
\end{aligned}$$

$$\begin{aligned}
A^{(3,1,\sigma^2)}(\beta', \lambda, \rho, \sigma^2) &= -\frac{1}{\sigma^4} \sum_{t=1}^T \left\{ \left( H_n(\rho) \tilde{V}_{nt}(\xi) \right)' (R_n(\rho) \tilde{X}_{nt}) + \tilde{V}'_{nt}(\xi) M_n \tilde{X}_{nt} \right\} \\
&\tag{B.44}
\end{aligned}$$

•

$$\begin{aligned}
& \frac{\partial \left\{ \sigma^{-2} \sum_{t=1}^T (R_n(\rho)W_n\tilde{Y}_{nt})'(H_n(\rho)\tilde{V}_{nt}(\xi)) + \sigma^{-2} \sum_{t=1}^T (M_nW_n\tilde{Y}_{nt})'\tilde{V}_{nt}(\xi) \right\}}{\partial \theta} = \\
& \left[ A^{(3,2,\beta')}(\lambda, \rho, \sigma^2) \quad A^{(3,2,\lambda)}(\lambda, \rho, \sigma^2) \quad A^{(3,2,\rho)}(\beta', \lambda, \rho, \sigma^2) \quad A^{(3,2,\sigma^2)}(\beta', \lambda, \rho, \sigma^2) \right]
\end{aligned}$$

where

$$\begin{aligned}
A^{(3,2,\beta')}(\lambda, \rho, \sigma^2) &= \frac{1}{\sigma^2} \sum_{t=1}^T \left\{ \left( (R_n(\rho)W_n\tilde{Y}_{nt})' (H_n(\rho) \underbrace{\partial_{\beta'} \tilde{V}_{nt}(\xi)}_{\text{see (B.3)}}) \right)' + \left( (M_nW_n\tilde{Y}_{nt})' \underbrace{\partial_{\beta'} \tilde{V}_{nt}(\xi)}_{\text{see (B.3)}} \right)' \right\} \\
&= -\frac{1}{\sigma^2} \sum_{t=1}^T \left\{ (H_n(\rho)R_n(\rho)\tilde{X}_{nt})' R_n(\rho)W_n\tilde{Y}_{nt} + (R_n(\rho)\tilde{X}_{nt})' M_nW_n\tilde{Y}_{nt} \right\}
\end{aligned} \tag{B.45}$$

$$\begin{aligned}
A^{(3,2,\lambda)}(\lambda, \rho, \sigma^2) &= \frac{1}{\sigma^2} \sum_{t=1}^T \left\{ (R_n(\rho)W_n\tilde{Y}_{nt})' H_n(\rho) \underbrace{\partial_{\lambda} \tilde{V}_{nt}(\xi)}_{\text{see (B.4)}} + (M_nW_n\tilde{Y}_{nt})' \underbrace{\partial_{\lambda} \tilde{V}_{nt}(\xi)}_{\text{see (B.4)}} \right\} \\
&= -\frac{1}{\sigma^2} \sum_{t=1}^T (R_n(\rho)W_n\tilde{Y}_{nt})' H_n(\rho)R_n(\rho)W_n\tilde{Y}_{nt} \\
&\quad - \frac{1}{\sigma^2} \sum_{t=1}^T (M_nW_n\tilde{Y}_{nt})' R_n(\rho)W_n\tilde{Y}_{nt} \\
&= -\frac{2}{\sigma^2} \sum_{t=1}^T (M_nW_n\tilde{Y}_{nt})' (R_n(\rho)W_n\tilde{Y}_{nt})
\end{aligned} \tag{B.46}$$

and

$$\begin{aligned}
&A^{(3,2,\rho)}(\beta', \lambda, \rho, \sigma^2) \\
&= \frac{1}{\sigma^2} \sum_{t=1}^T \left\{ \left( \underbrace{\partial_{\rho} R_n(\rho)}_{\text{see (B.2)}} W_n\tilde{Y}_{nt} \right)' H_n(\rho)\tilde{V}_{nt}(\xi) + (R_n(\rho)W_n\tilde{Y}_{nt})' \underbrace{\partial_{\rho} H_n(\rho)}_{\text{see (B.11)}} \tilde{V}_{nt}(\xi) \right\}
\end{aligned}$$

$$\begin{aligned}
& + \frac{1}{\sigma^2} \sum_{t=1}^T \left\{ \left( R_n(\rho) W_n \tilde{Y}_{nt} \right)' H_n(\rho) \underbrace{\partial_\rho \tilde{V}_{nt}(\xi)}_{\text{see (B.5)}} + \left( M_n W_n \tilde{Y}_{nt} \right)' \underbrace{\partial_\rho \tilde{V}_{nt}(\xi)}_{\text{see (B.5)}} \right\} \\
& = -\frac{1}{\sigma^2} \sum_{t=1}^T \left\{ \left( M_n W_n \tilde{Y}_{nt} \right)' H_n(\rho) \tilde{V}_{nt}(\xi) - \left( R_n(\rho) W_n \tilde{Y}_{nt} \right)' H_n(\rho)^2 \tilde{V}_{nt}(\xi) \right\} \\
& \quad - \frac{1}{\sigma^2} \sum_{t=1}^T \left\{ \left( R_n(\rho) W_n \tilde{Y}_{nt} \right)' H_n(\rho)^2 \tilde{V}_{nt}(\xi) + \left( M_n W_n \tilde{Y}_{nt} \right)' H_n(\rho) \tilde{V}_{nt}(\xi) \right\} \\
& = -\frac{2}{\sigma^2} \sum_{t=1}^T \left( M_n W_n \tilde{Y}_{nt} \right)' H_n(\rho) \tilde{V}_{nt}(\xi) \tag{B.47}
\end{aligned}$$

$$A^{(3,2,\sigma^2)}(\beta', \lambda, \rho, \sigma^2) = -\frac{1}{\sigma^4} \sum_{t=1}^T \left\{ \left( R_n(\rho) W_n \tilde{Y}_{nt} \right)' \left( H_n(\rho) \tilde{V}_{nt}(\xi) \right) + \left( M_n W_n \tilde{Y}_{nt} \right)' \tilde{V}_{nt}(\xi) \right\}. \tag{B.48}$$

•

$$\begin{aligned}
& \frac{\partial \left\{ \sigma^{-4} \sum_t \tilde{V}_{nt}(\xi)' R_n(\rho) \tilde{X}_{nt} \right\}}{\partial \theta} = \\
& \left[ A^{(4,1,\beta')}(\lambda, \rho, \sigma^2) \quad A^{(4,1,\lambda)}(\lambda, \rho, \sigma^2) \quad A^{(4,1,\rho)}(\beta', \lambda, \rho, \sigma^2) \quad A^{(4,1,\sigma^2)}(\beta', \lambda, \rho, \sigma^2) \right],
\end{aligned}$$

where

$$\begin{aligned}
A^{(4,1,\beta')}(\lambda, \rho, \sigma^2) & = \frac{1}{\sigma^4} \sum_{t=1}^T \left\{ \underbrace{\left( \partial_{\beta'} \tilde{V}_{nt}(\xi) \right)' R_n(\rho) \tilde{X}_{nt}}_{\text{see (B.3)}} \right\} \\
& = -\frac{1}{\sigma^4} \sum_{t=1}^T \left( R_n(\rho) \tilde{X}_{nt} \right)' R_n(\rho) \tilde{X}_{nt} \tag{B.49}
\end{aligned}$$

$$\begin{aligned}
A^{(4,1,\lambda)}(\lambda, \rho, \sigma^2) &= \frac{1}{\sigma^4} \sum_{t=1}^T \left\{ \underbrace{(\partial_\lambda \tilde{V}_{nt}(\xi))'}_{\text{see (B.4)}} R_n(\rho) \tilde{X}_{nt} \right\} \\
&= -\frac{1}{\sigma^4} \sum_{t=1}^T (R_n(\rho) W_n \tilde{Y}_{nt})' R_n(\rho) \tilde{X}_{nt} \tag{B.50}
\end{aligned}$$

and

$$\begin{aligned}
A^{(4,1,\rho)}(\beta', \lambda, \rho, \sigma^2) &= \frac{1}{\sigma^4} \sum_{t=1}^T \left\{ \underbrace{(\partial_\rho \tilde{V}_{nt}(\xi))'}_{\text{see (B.5)}} R_n(\rho) \tilde{X}_{nt} + \tilde{V}'_{nt}(\xi) \underbrace{\partial_\rho R_n(\rho)}_{\text{see (B.2)}} \tilde{X}_{nt} \right\} \\
&= -\frac{1}{\sigma^4} \sum_{t=1}^T \left\{ \left( H_n(\rho) \tilde{V}_{nt}(\xi) \right)' R_n(\rho) \tilde{X}_{nt} + \tilde{V}'_{nt}(\xi) M_n \tilde{X}_{nt} \right\} \tag{B.51}
\end{aligned}$$

$$A^{(4,1,\sigma^2)}(\beta', \lambda, \rho, \sigma^2) = -2\sigma^{-6} \sum_{t=1}^T \left\{ \tilde{V}'_{nt}(\xi) R_n(\rho) \tilde{X}_{nt} \right\}, \tag{B.52}$$

•

$$\begin{aligned}
&\frac{\partial \left\{ \sigma^{-4} \sum_{t=1}^T (R_n(\rho) W_n \tilde{Y}_{nt})' \tilde{V}_{nt}(\xi) \right\}}{\partial \theta} = \\
&\left[ A^{(4,2,\beta')}(\lambda, \rho, \sigma^2) \quad A^{(4,2,\lambda)}(\lambda, \rho, \sigma^2) \quad A^{(4,2,\rho)}(\beta', \lambda, \rho, \sigma^2) \quad A^{(4,2,\sigma^2)}(\beta', \lambda, \rho, \sigma^2) \right],
\end{aligned}$$

where

$$\begin{aligned}
A^{(4,2,\beta')}(\lambda, \rho, \sigma^2) &= \frac{1}{\sigma^4} \sum_{t=1}^T \left( (R_n(\rho) W_n \tilde{Y}_{nt})' \underbrace{\partial_{\beta'} \tilde{V}_{nt}(\xi)}_{\text{see (B.3)}} \right)' \\
&= -\frac{1}{\sigma^4} \sum_{t=1}^T (R_n(\rho) \tilde{X}_{nt})' R_n(\rho) W_n \tilde{Y}_{nt} \tag{B.53}
\end{aligned}$$

$$\begin{aligned}
A^{(4,2,\lambda)}(\lambda, \rho, \sigma^2) &= \frac{1}{\sigma^4} \sum_{t=1}^T \left\{ (R_n(\rho) W_n \tilde{Y}_{nt})' \underbrace{\partial_{\lambda} \tilde{V}_{nt}(\xi)}_{\text{see (B.4)}} \right\} \\
&= -\frac{1}{\sigma^4} \sum_{t=1}^T (R_n(\rho) W_n \tilde{Y}_{nt})' R_n(\rho) W_n \tilde{Y}_{nt} \tag{B.54}
\end{aligned}$$

and

$$\begin{aligned}
A^{(4,2,\rho)}(\beta', \lambda, \rho, \sigma^2) &= \frac{1}{\sigma^4} \sum_{t=1}^T \left\{ \left( \underbrace{\partial_{\rho} R_n(\rho)}_{\text{see (B.2)}} W_n \tilde{Y}_{nt} \right)' \tilde{V}_{nt}(\xi) + (R_n(\rho) W_n \tilde{Y}_{nt})' \underbrace{\partial_{\rho} \tilde{V}_{nt}(\xi)}_{\text{see (B.5)}} \right\} \\
&= -\frac{1}{\sigma^4} \sum_{t=1}^T \left\{ (M_n W_n \tilde{Y}_{nt})' \tilde{V}_{nt}(\xi) + (R_n(\rho) W_n \tilde{Y}_{nt})' H_n(\rho) \tilde{V}_{nt}(\xi) \right\} \tag{B.55}
\end{aligned}$$

$$A^{(4,2,\sigma^2)}(\beta', \lambda, \rho, \sigma^2) = -2\sigma^{-6} \sum_{t=1}^T \left\{ (R_n(\rho) W_n \tilde{Y}_{nt})' \tilde{V}_{nt}(\xi) \right\}. \tag{B.56}$$

$$\frac{\partial \left\{ \sigma^{-2} \sum_t^T (H_n(\rho) \tilde{V}_{nt}(\xi))' H_n(\rho) \tilde{V}_{nt}(\xi) + (T-1) \text{tr}\{H_n^2(\rho)\} \right\}}{\partial \theta} = \left[ \begin{array}{cccc} B^{(3,3,\beta')}(\beta', \lambda, \rho, \sigma^2) & B^{(3,3,\lambda)}(\beta', \lambda, \rho, \sigma^2) & B^{(3,3,\rho)}(\beta', \lambda, \rho, \sigma^2) & B^{(3,3,\sigma^2)}(\beta', \lambda, \rho, \sigma^2) \end{array} \right],$$

where, making use of  $\partial_{\beta'} H_n(\rho) = 0$ ,

$$\begin{aligned} B^{(3,3,\beta')}(\beta', \lambda, \rho, \sigma^2) &= \frac{1}{\sigma^2} \sum_{t=1}^T \left\{ \left( H_n(\rho) \underbrace{\partial_{\beta'} \tilde{V}_{nt}(\xi)}_{\text{see (B.3)}} \right)' H_n(\rho) \tilde{V}_{nt}(\xi) \right\} \\ &+ \frac{1}{\sigma^2} \sum_{t=1}^T \left\{ \left( H_n(\rho) \tilde{V}_{nt}(\xi) \right)' H_n(\rho) \underbrace{\partial_{\beta'} \tilde{V}_{nt}(\xi)}_{\text{see (B.3)}} \right\} \\ &= -\frac{1}{\sigma^2} \sum_{t=1}^T \left( H_n(\rho) R_n(\rho) \tilde{X}_{nt} \right)' H_n(\rho) \tilde{V}_{nt}(\xi) \\ &- \frac{1}{\sigma^2} \sum_{t=1}^T \left( H_n(\rho) R_n(\rho) \tilde{X}_{nt} \right)' H_n(\rho) \tilde{V}_{nt}(\xi) \\ &= -\frac{2}{\sigma^2} \sum_{t=1}^T \left( M_n \tilde{X}_{nt} \right)' H_n(\rho) \tilde{V}_{nt}(\xi) \end{aligned} \quad (\text{B.57})$$

$$\begin{aligned} B^{(3,3,\lambda)}(\beta', \lambda, \rho, \sigma^2) &= \frac{1}{\sigma^2} \sum_{t=1}^T \left\{ \left( H_n(\rho) \underbrace{\partial_{\lambda} \tilde{V}_{nt}(\xi)}_{\text{see (B.4)}} \right)' H_n(\rho) \tilde{V}_{nt}(\xi) \right\} \\ &+ \frac{1}{\sigma^2} \sum_{t=1}^T \left\{ \left( H_n(\rho) \tilde{V}_{nt}(\xi) \right)' H_n(\rho) \underbrace{\partial_{\lambda} \tilde{V}_{nt}(\xi)}_{\text{see (B.4)}} \right\} \\ &= -\frac{1}{\sigma^2} \sum_{t=1}^T \left\{ \left( H_n(\rho) R_n(\rho) W_n \tilde{Y}_{nt} \right)' H_n(\rho) \tilde{V}_{nt}(\xi) \right\} \end{aligned}$$

$$- \frac{1}{\sigma^2} \sum_{t=1}^T \left\{ \left( H_n(\rho) \tilde{V}_{nt}(\xi) \right)' H_n(\rho) R_n(\rho) W_n \tilde{Y}_{nt} \right\} \quad (\text{B.58})$$

$$\begin{aligned}
B^{(3,3,\rho)}(\beta', \lambda, \rho, \sigma^2) &= \sigma^{-2} \sum_t^T \left( \underbrace{\partial_\rho H_n(\rho)}_{\text{see (B.13)}} \tilde{V}_{nt}(\xi) \right)' H_n(\rho) \tilde{V}_{nt}(\xi) \\
&+ \sigma^{-2} \sum_t^T \left( H_n(\rho) \underbrace{\partial_\rho \tilde{V}_{nt}(\xi)}_{\text{see (B.5)}} \right)' H_n(\rho) \tilde{V}_{nt}(\xi) \\
&+ \sigma^{-2} \sum_t^T \left( H_n(\rho) \tilde{V}_{nt}(\xi) \right)' \underbrace{\partial_\rho H_n(\rho)}_{\text{see (B.13)}} \tilde{V}_{nt}(\xi) \\
&+ \sigma^{-2} \sum_t^T \left( H_n(\rho) \tilde{V}_{nt}(\xi) \right)' H_n(\rho) \underbrace{\partial_\rho \tilde{V}_{nt}(\xi)}_{\text{see (B.5)}} \\
&+ (T-1) \text{tr} \left\{ \underbrace{\partial_\rho H_n^2(\rho)}_{\text{see (B.13)}} \right\} \\
&= \frac{1}{\sigma^2} \sum_{t=1}^T \left( H_n^2(\rho) \tilde{V}_{nt}(\xi) \right)' H_n(\rho) \tilde{V}_{nt}(\xi) \\
&- \frac{1}{\sigma^2} \sum_{t=1}^T \left( H_n^2(\rho) \tilde{V}_{nt}(\xi) \right)' H_n(\rho) \tilde{V}_{nt}(\xi) \\
&+ \frac{1}{\sigma^2} \sum_{t=1}^T \left( H_n(\rho) \tilde{V}_{nt}(\xi) \right)' H_n^2(\rho) \tilde{V}_{nt}(\xi) \\
&- \frac{1}{\sigma^2} \sum_{t=1}^T \left( H_n(\rho) \tilde{V}_{nt}(\xi) \right)' H_n^2(\rho) \tilde{V}_{nt}(\xi) \\
&+ (T-1) \text{tr} \{ 2H_n(\rho)^3 \} \\
&= (T-1) \text{tr} \{ 2H_n(\rho)^3 \} \quad (\text{B.59})
\end{aligned}$$



$$B^{(3,3,\sigma^2)}(\beta', \lambda, \rho, \sigma^2) = -\sigma^{-4} \sum_{t=1}^T \left\{ (H_n(\rho) \tilde{V}_{nt}(\xi))' H_n(\rho) \tilde{V}_{nt}(\xi) \right\}. \quad (\text{B.60})$$

•

$$\frac{\partial \left\{ \sigma^{-4} \sum_{t=1}^T (H_n(\rho) \tilde{V}_{nt}(\xi))' \tilde{V}_{nt}(\xi) \right\}}{\partial \theta} = \left[ B^{(4,3,\beta')}(\beta', \lambda, \rho, \sigma^2) \quad B^{(4,3,\lambda)}(\beta', \lambda, \rho, \sigma^2) \quad B^{(4,3,\rho)}(\beta', \lambda, \rho, \sigma^2) \quad B^{(4,3,\sigma^2)}(\beta', \lambda, \rho, \sigma^2) \right],$$

where

$$\begin{aligned} B^{(4,3,\beta')}(\beta', \lambda, \rho, \sigma^2) &= \frac{1}{\sigma^4} \sum_{t=1}^T \left\{ \left( H_n(\rho) \underbrace{\frac{\partial_{\beta'} \tilde{V}_{nt}(\xi)}{\text{see (B.3)}}}_{\text{see (B.3)}} \right)' \tilde{V}_{nt}(\xi) + \left( (H_n(\rho) \tilde{V}_{nt}(\xi))' \underbrace{\frac{\partial_{\beta'} \tilde{V}_{nt}(\xi)}{\text{see (B.3)}}}_{\text{see (B.3)}} \right)' \right\} \\ &= -\frac{1}{\sigma^4} \sum_{t=1}^T \left\{ (H_n(\rho) R_n(\rho) \tilde{X}_{nt})' \tilde{V}_{nt}(\xi) + (R_n(\rho) \tilde{X}_{nt})' H_n(\rho) \tilde{V}_{nt}(\xi) \right\} \end{aligned} \quad (\text{B.61})$$

$$\begin{aligned} B^{(4,3,\lambda)}(\beta', \lambda, \rho, \sigma^2) &= \frac{1}{\sigma^4} \sum_{t=1}^T \left\{ \left( H_n(\rho) \underbrace{\frac{\partial_{\lambda} \tilde{V}_{nt}(\xi)}{\text{see (B.4)}}}_{\text{see (B.4)}} \right)' \tilde{V}_{nt}(\xi) + (H_n(\rho) \tilde{V}_{nt}(\xi))' \underbrace{\frac{\partial_{\lambda} \tilde{V}_{nt}(\xi)}{\text{see (B.4)}}}_{\text{see (B.4)}} \right\} \\ &= \frac{1}{\sigma^4} \sum_{t=1}^T \left\{ (H_n(\rho) R_n(\rho) W_n \tilde{Y}_{nt})' \tilde{V}_{nt}(\xi) \right\} \\ &+ \frac{1}{\sigma^4} \sum_{t=1}^T \left\{ (H_n(\rho) \tilde{V}_{nt}(\xi))' R_n(\rho) W_n \tilde{Y}_{nt} \right\} \end{aligned} \quad (\text{B.62})$$

$$\begin{aligned}
B^{(4,3,\rho)}(\beta', \lambda, \rho, \sigma^2) &= \frac{1}{\sigma^4} \sum_{t=1}^T \left\{ \left( \underbrace{\partial_\rho H_n(\rho)}_{\text{see (B.2)}} \tilde{V}_{nt}(\xi) + H_n(\rho) \underbrace{\partial_\rho \tilde{V}_{nt}(\xi)}_{\text{see (B.5)}} \right)' \tilde{V}_{nt}(\xi) \right\} \\
&+ \frac{1}{\sigma^4} \sum_{t=1}^T \left\{ \left( H_n(\rho) \tilde{V}_{nt}(\xi) \right)' \underbrace{\partial_\rho \tilde{V}_{nt}(\xi)}_{\text{see (B.5)}} \right\} \\
&= \frac{1}{\sigma^4} \sum_{t=1}^T \left\{ \left( H_n^2(\rho) \tilde{V}_{nt}(\xi) - H_n^2(\rho) \tilde{V}_{nt}(\xi) \right)' \tilde{V}_{nt}(\xi) \right\} \\
&- \frac{1}{\sigma^4} \sum_{t=1}^T \left\{ \left( H_n(\rho) \tilde{V}_{nt}(\xi) \right)' H_n(\rho) \tilde{V}_{nt}(\xi) \right\} \\
&= -\frac{1}{\sigma^4} \sum_{t=1}^T \left\{ \left( H_n(\rho) \tilde{V}_{nt}(\xi) \right)' H_n(\rho) \tilde{V}_{nt}(\xi) \right\} \tag{B.63}
\end{aligned}$$

$$B^{(4,3,\sigma^2)}(\beta', \lambda, \rho, \sigma^2) = -2\sigma^{-6} \sum_{t=1}^T (H_n(\rho) \tilde{V}_{nt}(\xi))' \tilde{V}_{nt}(\xi). \tag{B.64}$$

•

$$\frac{\partial \left\{ -\frac{m}{2\sigma^4} + \sigma^{-6} \sum_t \tilde{V}'_{nt}(\xi) \tilde{V}_{nt}(\xi) \right\}}{\partial \theta} = \left[ B^{(4,4,\beta')}(\beta', \lambda, \rho, \sigma^2) \quad B^{(4,4,\lambda)}(\beta', \lambda, \rho, \sigma^2) \quad B^{(4,4,\rho)}(\beta', \lambda, \rho, \sigma^2) \quad B^{(4,4,\sigma^2)}(\beta', \lambda, \rho, \sigma^2) \right],$$

where

$$\begin{aligned}
B^{(4,4,\beta')}(\beta', \lambda, \rho, \sigma^2) &= \frac{1}{\sigma^6} \sum_{t=1}^T \left\{ \left( \underbrace{\partial_{\beta'} \tilde{V}_{nt}(\xi)}_{\text{see (B.3)}} \right)' \tilde{V}_{nt}(\xi) + \left( \tilde{V}'_{nt}(\xi) \left( \underbrace{\partial_{\beta'} \tilde{V}_{nt}(\xi)}_{\text{see (B.3)}} \right) \right)' \right\} \\
&= -\frac{1}{\sigma^6} \sum_{t=1}^T \left\{ \left( R_n(\rho) \tilde{X}_{nt} \right)' \tilde{V}_{nt}(\xi) + \left( R_n(\rho) \tilde{X}_{nt} \right)' \tilde{V}_{nt}(\xi) \right\}
\end{aligned}$$

$$= -\frac{2}{\sigma^6} \sum_{t=1}^T \left( R_n(\rho) \tilde{X}_{nt} \right)' \tilde{V}_{nt}(\xi) \quad (\text{B.65})$$

$$\begin{aligned} B^{(4,4,\lambda)}(\beta', \lambda, \rho, \sigma^2) &= \frac{1}{\sigma^6} \sum_{t=1}^T \left\{ \left( \underbrace{\frac{\partial_\lambda \tilde{V}_{nt}(\xi)}{\text{see (B.4)}}}_{\text{see (B.4)}} \right)' \tilde{V}_{nt}(\xi) + \tilde{V}_{nt}'(\xi) \left( \underbrace{\frac{\partial_\lambda \tilde{V}_{nt}(\xi)}{\text{see (B.4)}}}_{\text{see (B.4)}} \right) \right\} \\ &= -\frac{1}{\sigma^6} \sum_{t=1}^T \left\{ \left( R_n(\rho) W_n \tilde{Y}_{nt} \right)' \tilde{V}_{nt}(\xi) + \tilde{V}_{nt}'(\xi) R_n(\rho) W_n \tilde{Y}_{nt} \right\} \end{aligned} \quad (\text{B.66})$$

$$\begin{aligned} B^{(4,4,\rho)}(\beta', \lambda, \rho, \sigma^2) &= \frac{1}{\sigma^6} \sum_{t=1}^T \left\{ \left( \underbrace{\frac{\partial_\rho \tilde{V}_{nt}(\xi)}{\text{see (B.5)}}}_{\text{see (B.5)}} \right)' \tilde{V}_{nt}(\xi) + \tilde{V}_{nt}'(\xi) \left( \underbrace{\frac{\partial_\rho \tilde{V}_{nt}(\xi)}{\text{see (B.5)}}}_{\text{see (B.5)}} \right) \right\} \\ &= -\frac{1}{\sigma^6} \sum_{t=1}^T \left\{ \left( H_n(\rho) \tilde{V}_{nt}(\xi) \right)' \tilde{V}_{nt}(\xi) + \tilde{V}_{nt}'(\xi) H_n(\rho) \tilde{V}_{nt}(\xi) \right\} \end{aligned} \quad (\text{B.67})$$

$$B^{(4,4,\sigma^2)}(\beta', \lambda, \rho, \sigma^2) = m\sigma^{-6} - 3\sigma^{-8} \sum_{t=1}^T \tilde{V}_{nt}'(\xi) \tilde{V}_{nt}(\xi) \quad (\text{B.68})$$

#### B.4 Component-wise calculation of $-\mathbb{E} \left( \frac{1}{m} \frac{\partial^2 \ell_{n,T}(\theta_0)}{\partial \theta \partial \theta'} \right)$

From the model setting, we have  $V_{nt} = (V_{1t}, V_{2t}, \dots, V_{nt})$  and  $V_{it}$  is i.i.d. across  $i$  and  $t$  with zero mean and variance  $\sigma_0^2$ . So  $\mathbb{E}(V_{nt}) = 0_{n \times 1}$ ,  $\text{Var}(V_{nt}) = \sigma_0^2 I_n$ . Knowing that

$$\tilde{V}_{nt}(\xi) = V_{nt} - \sum_{t=1}^T V_{nt}/T,$$

$$\mathbb{E}(\tilde{V}_{nt}(\xi)) = 0_{n \times 1}, \text{Var}(\tilde{V}_{nt}(\xi)) = \text{Var}((1 - 1/T)V_{nt} + 1/T \sum_{j=1, j \neq t}^T V_{nj}) = \frac{T-1}{T} \sigma_0^2 I_n.$$

$$\tilde{V}_{nt}(\xi) = R_n(\rho)[S_n(\lambda) \tilde{Y}_{nt} - \tilde{X}_{nt} \beta], \text{ so } \mathbb{E}(\tilde{Y}_{nt}) = S_n^{-1}(\lambda) \tilde{X}_{nt} \beta.$$

Some other notations:  $\ddot{X}_{nt} = R_n \tilde{X}_{nt}$ ,  $H_n = M_n R_n^{-1}$ ,  $G_n = W_n S_n^{-1}$ ,  $\ddot{G}_n = R_n G_n R_n^{-1}$ .

•

$$\mathbb{E} \left[ \frac{1}{m\sigma_0^2} \sum_t (R_n(\rho_0) \tilde{X}_{nt})' (R_n(\rho_0) \tilde{X}_{nt}) \right] = \frac{1}{m\sigma_0^2} \sum_{t=1}^T \ddot{X}_{nt}' \ddot{X}_{nt} \quad (\text{B.69})$$

$$\begin{aligned} \mathbb{E} \left[ \frac{1}{m\sigma_0^2} \sum_t (R_n(\rho_0) W_n \tilde{Y}_{nt})' (R_n(\rho_0) \tilde{X}_{nt}) \right] &= \frac{1}{m\sigma_0^2} \sum_t \left( R_n(\rho_0) W_n E(\tilde{Y}_{nt}) \right)' (R_n(\rho_0) \tilde{X}_{nt}) \\ &= \frac{1}{m\sigma_0^2} \sum_t (R_n(\rho_0) \underbrace{W_n S_n^{-1}}_{G_n} \tilde{X}_{nt} \beta_0)' \ddot{X}_{nt} \\ &= \frac{1}{m\sigma_0^2} \sum_t (R_n(\rho_0) G_n R_n^{-1} R_n \tilde{X}_{nt} \beta_0)' \ddot{X}_{nt} \\ &= \frac{1}{m\sigma_0^2} \sum_t (\ddot{G}_n(\lambda_0) \ddot{X}_{nt} \beta_0)' \ddot{X}_{nt} \quad (\text{B.70}) \end{aligned}$$

$$\begin{aligned} &\mathbb{E} \left[ \frac{1}{m\sigma_0^2} \sum_t \left\{ (H_n(\rho_0) \tilde{V}_{nt}(\xi_0))' (R_n(\lambda_0) \tilde{X}_{nt}) + \tilde{V}_{nt}'(\xi_0) M_n \tilde{X}_{nt} \right\} \right] \\ &= \frac{1}{m\sigma_0^2} \sum_t \left\{ (H_n(\rho_0) \mathbb{E} [\tilde{V}_{nt}(\xi_0)])' (R_n(\lambda_0) \tilde{X}_{nt}) + \mathbb{E} [\tilde{V}_{nt}'(\xi_0)] M_n \tilde{X}_{nt} \right\} = \mathbf{0}_{1 \times k} \quad (\text{B.71}) \end{aligned}$$

$$\mathbb{E} \left[ \frac{1}{m\sigma_0^4} \sum_t \tilde{V}_{nt}'(\xi_0) R_n(\lambda_0) \tilde{X}_{nt} \right] = \frac{1}{m\sigma_0^4} \sum_t \mathbb{E} [\tilde{V}_{nt}'(\xi_0)] R_n(\lambda_0) \tilde{X}_{nt} = \mathbf{0}_{1 \times k} \quad (\text{B.72})$$

So we prove the first column of  $\Sigma_{0,n,T}$ , that is:

$$\frac{1}{m\sigma_0^2} \begin{pmatrix} \sum_t \ddot{X}'_{nt} \ddot{X}_{nt} \\ \sum_t (\ddot{G}_n(\lambda_0) \ddot{X}_{nt} \beta_0)' \ddot{X}_{nt} \\ 0_{1 \times k} \\ 0_{1 \times k} \end{pmatrix}$$

•

$$\begin{aligned} & \mathbb{E} \left[ \frac{1}{m\sigma_0^2} \sum_t \left( R_n(\rho_0) W_n \tilde{Y}_{nt} \right)' \left( R_n(\rho_0) W_n \tilde{Y}_{nt} \right) + \frac{T-1}{m} \text{tr}(G_n^2(\lambda_0)) \right] \\ &= \mathbb{E} \left[ \frac{1}{m\sigma_0^2} \sum_t \left( R_n W_n S_n^{-1} (R_n^{-1} \tilde{V}_{nt} + \tilde{X}_{nt} \beta_0) \right)' \left( R_n W_n S_n^{-1} (R_n^{-1} \tilde{V}_{nt} + \tilde{X}_{nt} \beta_0) \right) \right] \\ & \quad + \frac{1}{n} \text{tr}(G_n^2(\lambda_0)) \\ &= \mathbb{E} \left[ \left( \frac{1}{m\sigma_0^2} \sum_t \left( \ddot{G}_n \tilde{V}_{nt}(\xi_0) + \ddot{G}_n \tilde{X}_{nt} \beta_0 \right)' \left( \ddot{G}_n \tilde{V}_{nt}(\xi_0) + \ddot{G}_n \tilde{X}_{nt} \beta_0 \right) \right) \right] + \frac{1}{n} \text{tr}(G_n^2(\lambda_0)) \\ &= \mathbb{E} \left[ \frac{1}{m\sigma_0^2} \sum_t \left( \ddot{G}_n(\lambda_0) \tilde{V}_{nt}(\xi_0) \right)' \left( \ddot{G}_n(\lambda_0) \tilde{V}_{nt}(\xi_0) \right) \right] \\ & \quad + \frac{1}{m\sigma_0^2} \sum_t \left( \ddot{G}_n(\lambda_0) \tilde{X}_{nt} \beta_0 \right)' \left( \ddot{G}_n(\lambda_0) \tilde{X}_{nt} \beta_0 \right) \\ & \quad + \frac{1}{m\sigma_0^2} \sum_t \left( \ddot{G}_n(\lambda_0) \tilde{X}_{nt} \beta_0 \right)' \ddot{G}_n(\lambda_0) \underbrace{\mathbb{E} \left[ \tilde{V}_{nt}(\xi_0) \right]}_{0_{n \times 1}} + \frac{1}{n} \text{tr}(G_n^2(\lambda_0)) \\ &= \frac{1}{n} \text{tr}(\ddot{G}'_n(\lambda_0) \ddot{G}_n(\lambda_0)) + \frac{1}{n} \text{tr}(R_n^{-1}(\rho_0) R_n(\rho_0) G_n^2(\lambda_0)) \\ & \quad + \frac{1}{m\sigma_0^2} \sum_t \left( \ddot{G}_n(\lambda_0) \tilde{X}_{nt} \beta_0 \right)' \left( \ddot{G}_n(\lambda_0) \tilde{X}_{nt} \beta_0 \right) \\ &= \frac{1}{n} \text{tr} \left( \ddot{G}'_n(\lambda_0) \ddot{G}_n(\lambda_0) + R_n(\rho_0) G_n(\lambda_0) R_n^{-1}(\rho_0) R_n(\rho_0) G_n(\lambda_0) R_n^{-1} \right) \end{aligned}$$

$$\begin{aligned}
& + \frac{1}{m\sigma_0^2} \sum_t \left( \ddot{G}_n(\lambda_0) \ddot{X}_{nt} \beta_0 \right)' \left( \ddot{G}_n(\lambda_0) \ddot{X}_{nt} \beta_0 \right) \\
& = \frac{1}{n} \text{tr} \left( \ddot{G}'_n(\lambda_0) \ddot{G}_n(\lambda_0) + \ddot{G}_n(\lambda_0) \ddot{G}_n(\lambda_0) \right) + \frac{1}{m\sigma_0^2} \sum_t \left( \ddot{G}_n(\lambda_0) \ddot{X}_{nt} \beta_0 \right)' \left( \ddot{G}_n(\lambda_0) \ddot{X}_{nt} \beta_0 \right) \\
& = \frac{1}{n} \text{tr} \left( \ddot{G}_n^S(\lambda_0) \ddot{G}_n(\lambda_0) \right) + \frac{1}{m\sigma_0^2} \sum_t \left( \ddot{G}_n(\lambda_0) \ddot{X}_{nt} \beta_0 \right)' \left( \ddot{G}_n(\lambda_0) \ddot{X}_{nt} \beta_0 \right) \quad (\text{B.73})
\end{aligned}$$

$$\begin{aligned}
& \mathbb{E} \left[ \frac{1}{m\sigma_0^2} \sum_t (R_n(\rho_0) W_n \tilde{Y}_{nt})' (H_n(\lambda_0) \tilde{V}_{nt}(\xi_0)) + \frac{1}{m\sigma^2} \sum_t (M_n W_n \tilde{Y}_{nt})' \tilde{V}_{nt}(\xi_0) \right] \\
& = \mathbb{E} \left[ \frac{1}{m\sigma_0^2} \sum_t \left( R_n(\rho_0) W_n S_n^{-1}(\lambda_0) (R_n^{-1}(\rho_0) \tilde{V}_{nt}(\xi_0) + \tilde{X}_{nt} \beta_0) \right)' (H_n(\lambda_0) \tilde{V}_{nt}(\xi_0)) \right] \\
& + \mathbb{E} \left[ \frac{1}{m\sigma_0^2} \sum_t \left( M_n W_n S_n^{-1}(\lambda_0) (R_n^{-1}(\rho_0) \tilde{V}_{nt}(\xi_0) + \tilde{X}_{nt} \beta_0) \right)' \tilde{V}_{nt}(\xi_0) \right] \\
& = \mathbb{E} \left[ \frac{1}{m\sigma_0^2} \sum_t \left( \left( \ddot{G}_n(\lambda_0) \tilde{V}_{nt}(\xi_0) \right)' (H_n(\lambda_0) \tilde{V}_{nt}(\xi_0)) \right) \right] \\
& + \mathbb{E} \left[ \frac{1}{m\sigma_0^2} \sum_t \left( \left( \ddot{G}_n(\lambda_0) \ddot{X}_{nt} \beta_0 \right)' (H_n(\lambda_0) \tilde{V}_{nt}(\xi_0)) \right) \right] \\
& + \mathbb{E} \left[ \frac{1}{m\sigma_0^2} \sum_t \left( \left( H_n(\rho_0) \ddot{G}_n(\lambda_0) \tilde{V}_{nt}(\xi_0) \right)' \tilde{V}_{nt}(\xi_0) + \left( M_n G_n(\lambda_0) \tilde{X}_{nt} \beta_0 \right)' \tilde{V}_{nt}(\xi_0) \right) \right] \\
& = \frac{1}{n} \text{tr} \left( H_n'(\rho_0) \ddot{G}_n(\lambda_0) \right) + \frac{1}{n} \text{tr} \left( H_n(\rho_0) \ddot{G}_n(\lambda_0) \right) = \frac{1}{n} \text{tr} \left( H_n^S(\rho_0) \ddot{G}_n(\lambda_0) \right) \quad (\text{B.74})
\end{aligned}$$

$$\begin{aligned}
& \mathbb{E} \left[ \frac{1}{m\sigma_0^4} \sum_t \left( R_n(\rho_0) W_n \tilde{Y}_{nt} \right)' \tilde{V}_{nt}(\xi_0) \right] \\
& = \mathbb{E} \left[ \frac{1}{m\sigma_0^4} \sum_t \left( R_n(\rho_0) W_n S_n^{-1}(\lambda_0) (R_n^{-1}(\rho_0) \tilde{V}_{nt}(\xi_0) + \tilde{X}_{nt} \beta_0) \right)' \tilde{V}_{nt}(\xi_0) \right]
\end{aligned}$$

$$\begin{aligned}
&= \mathbb{E} \left[ \frac{1}{m\sigma_0^4} \sum_t \left( \underbrace{R_n(\rho_0)W_n S_n^{-1}(\lambda_0)R_n^{-1}(\rho_0)}_{\ddot{G}_n(\lambda_0)} \tilde{V}_{nt}(\xi_0) \right)' \tilde{V}_{nt}(\xi_0) \right] \\
&+ \mathbb{E} \left[ \frac{1}{m\sigma_0^4} \sum_t \left( R_n(\rho_0)W_n \tilde{X}_{nt}\beta_0 \right)' \tilde{V}_{nt}(\xi_0) \right] \\
&= \frac{1}{n\sigma_0^2} \text{tr}(\ddot{G}_n(\lambda_0)) \tag{B.75}
\end{aligned}$$

The second column of  $\Sigma_{0,n,T}$  is:

$$\begin{pmatrix} \frac{1}{m\sigma_0^2} \sum_t \ddot{X}'_{nt}(\ddot{G}_n(\lambda_0)\ddot{X}_{nt}\beta_0) \\ \frac{1}{n} \text{tr} \left( \ddot{G}_n^S(\lambda_0)\ddot{G}_n(\lambda_0) \right) + \frac{1}{m\sigma_0^2} \sum_t \left( \ddot{G}_n(\lambda_0)\ddot{X}_{nt}\beta_0 \right)' \left( \ddot{G}_n(\lambda_0)\ddot{X}_{nt}\beta_0 \right) \\ \frac{1}{n} \text{tr} \left( H_n^S(\rho_0)\ddot{G}_n(\lambda_0) \right) \\ \frac{1}{n\sigma_0^2} \text{tr}(\ddot{G}_n(\lambda_0)) \end{pmatrix}$$

•

$$\begin{aligned}
&\mathbb{E} \left[ \frac{1}{m\sigma_0^2} \sum_t \left( H_n(\rho_0)\tilde{V}_{nt}(\xi_0) \right)' H_n(\rho_0)\tilde{V}_{nt}(\xi_0) + \frac{T-1}{m} \text{tr} \left( H_n^2(\rho_0) \right) \right] \\
&= \frac{1}{n} \text{tr} \left( H'_n(\rho_0)H_n(\rho_0) + H_n^2(\rho_0) \right) = \frac{1}{n} \text{tr} \left( H_n^S(\rho_0)H_n(\rho_0) \right) \tag{B.76}
\end{aligned}$$

$$\mathbb{E} \left[ \frac{1}{m\sigma_0^4} \sum_t \left( H_n(\rho_0)\tilde{V}_{nt}(\xi_0) \right)' \tilde{V}_{nt}(\xi_0) \right] = \frac{1}{n\sigma_0^2} \text{tr}(H_n(\rho_0)) \tag{B.77}$$

The third column of  $\Sigma_{0,n,T}$  is:

$$\begin{pmatrix} 0_{k \times 1} \\ \frac{1}{n} \text{tr} \left( H_n^S(\rho_0) \ddot{G}_n(\lambda_0) \right) \\ \frac{1}{n} \text{tr} \left( H_n^S(\rho_0) H_n(\rho_0) \right) \\ \frac{1}{n\sigma_0^2} \text{tr}(H_n(\rho_0)) \end{pmatrix}$$

•

$$\mathbb{E} \left[ -\frac{m}{2m\sigma_0^4} + \frac{1}{m\sigma_0^6} \sum_t \tilde{V}_{nt}'(\xi_0) \tilde{V}_{nt}(\xi_0) \right] = -\frac{1}{2\sigma_0^4} + \frac{1}{m\sigma_0^6} T \frac{T-1}{T} \sigma_0^2 \cdot n = \frac{1}{2\sigma_0^4} \quad (\text{B.78})$$

The fourth column of  $\Sigma_{0,n,T}$  is:

$$\begin{pmatrix} 0_{k \times 1} \\ \frac{1}{n\sigma_0^2} \text{tr}(\ddot{G}_n(\lambda_0)) \\ \frac{1}{n\sigma_0^2} \text{tr}(H_n(\rho_0)) \\ \frac{1}{2\sigma_0^4} \end{pmatrix}.$$

Thus, we have:

$$\Sigma_{0,T} = \begin{pmatrix} \frac{1}{m\sigma_0^2} \sum_t \ddot{X}_{nt}' \ddot{X}_{nt} & \frac{1}{m\sigma_0^2} \sum_t \ddot{X}_{nt}' (\ddot{G}_n(\lambda_0) \ddot{X}_{nt} \beta_0) & 0_{k \times 1} & 0_{k \times 1} \\ \frac{1}{m\sigma_0^2} \sum_t (\ddot{G}_n(\lambda_0) \ddot{X}_{nt} \beta_0)' \ddot{X}_{nt} & \frac{1}{m\sigma_0^2} \sum_t (\ddot{G}_n(\lambda_0) \ddot{X}_{nt} \beta_0)' (\ddot{G}_n(\lambda_0) \ddot{X}_{nt} \beta_0) & 0 & 0 \\ 0_{1 \times k} & 0 & 0 & 0 \\ 0_{1 \times k} & 0 & 0 & 0 \end{pmatrix}$$



$$+ \begin{pmatrix} 0_{k \times k} & 0_{k \times 1} & 0_{k \times 1} & 0_{k \times 1} \\ 0_{1 \times k} & \frac{1}{n} \text{tr} \left( \ddot{G}_n^S(\lambda_0) \ddot{G}_n(\lambda_0) \right) & \frac{1}{n} \text{tr} \left( H_n^S(\rho_0) \ddot{G}_n(\lambda_0) \right) & \frac{1}{n\sigma_0^2} \text{tr}(\ddot{G}_n(\lambda_0)) \\ 0_{1 \times k} & \frac{1}{n} \text{tr} \left( H_n^S(\rho_0) \ddot{G}_n(\lambda_0) \right) & \frac{1}{n} \text{tr} \left( H_n^S(\rho_0) H_n(\rho_0) \right) & \frac{1}{n\sigma_0^2} \text{tr}(H_n(\rho_0)) \\ 0_{1 \times k} & \frac{1}{n\sigma_0^2} \text{tr}(\ddot{G}_n(\lambda_0)) & \frac{1}{n\sigma_0^2} \text{tr}(H_n(\rho_0)) & \frac{1}{2\sigma_0^4} \end{pmatrix}$$

## C Algorithms

### C.1 Algorithm 1

Most of the quantities related to the saddlepoint density approximation  $p_{n,T}$  and the tail area in (4.15) are available in closed-form. Here, we provide an algorithm (see Algorithm 1) in which we itemize the main computational steps needed to implement the saddlepoint tail area approximation, for a given transformation  $q$  and for a given reference parameter  $\theta_0$ —it is, e.g., the parameter characterizing the null hypothesis in a simple hypothesis testing, where the tail area probability is an approximate  $p$ -value.

---

**Algorithm:** Density and tail-area saddlepoint approximation

---

**Input:** a sample of  $Y_{nt}$  and  $X_{nt}$ ; the reference parameter  $\theta_0$ .

**Output:** density and tail area saddlepoint approximation.

- 1: Given a sample of  $Y_{nt}$  and  $X_{nt}$ , first compute the transformed values  $\tilde{Y}_{nt}$  and  $\tilde{X}_{nt}$ , as in (3.3)
  - 2: Compute  $\mu_{n,T}$ ,  $\sigma_g^2$ ,  $\varkappa_{n,T}^{(3)}$  and  $\varkappa_{n,T}^{(4)}$ , using the formulae available in Appendix A.3 and A.4
  - 3: Combine the expressions of the approximate cumulants into the analytical expression of the approximate c.g.f.  $\tilde{\mathcal{K}}_{n,T}(\nu)$  given by (A.42) in Appendix A.4
  - 4: Define a grid  $\mathcal{Z}$  of points  $\{z_j, j = 1, \dots, j_{\max}\}$ . Select the min (i.e.  $z_1$ ) and max (i.e.  $z_{j_{\max}}$ ) value of this grid according to the min and max values taken by the parameter of interest
  - 5: **for**  $j \leftarrow 1$  **to**  $j_{\max}$  **do**  
| Compute the saddlepoint density approximation  $p_{n,T}(z_j)$  as in (4.13)  
**end**
  - 6: Compute the tail area using formula (4.15) or by numerical integration of the density  $p_{n,T}$
-

Some additional comments are in order. Step 2 requires the approximation of some expected values, like, e.g.,  $\mathbb{E} [g_{i,T}^2(\psi, P_{\theta_0})]$ , for  $g_{i,T}(\psi, P_{\theta_0})$  as in (4.10), which numerical methods can provide. For instance, we can rely on numerical integration with respect to the underlying Gaussian distribution  $P_{\theta_0}$ , or on the Laplace method, or on the approximation of the integrals by Riemann sums, using simulated data. In our experience, the latter approximation represents a good compromise between accuracy, simplicity to code, and computational burden. Moreover for Step 5, one needs to solve Eq. (4.14) for each grid point. Some well-known methods are available. For instance, [Kolassa \(2006\)](#) p. 84 suggests the use of Newton-Raphson derivative-based methods. Specifically, for a given starting value  $\nu_0$  (which is an approximate solution to the saddlepoint equation), a first-order Taylor expansion of the saddlepoint equation yields  $\tilde{\mathcal{K}}'_{n,T}(\nu_0) + \tilde{\mathcal{K}}''_{n,T}(\nu_0)(\nu - \nu_0) \approx z$ , whose solution is  $\nu = \nu_0 + (z - \tilde{\mathcal{K}}'_{n,T}(\nu_0)) / \tilde{\mathcal{K}}''_{n,T}(\nu_0)$ . We apply this solution to update the approximate solution  $\nu_0$ , yielding a new approximation  $\nu$  to the saddlepoint. We iterate the procedure until the approximate solution is accurate enough—e.g., we can set a tolerance value (say, *tol*) and iterate the procedure till  $|z - \tilde{\mathcal{K}}'_{n,T}(\nu)| < \text{tol}$ . An alternative option is the secant method; see [Kolassa \(2006\)](#) p. 86. As noticed by [Gatto and Ronchetti \(1996\)](#), due to the approximate nature of the c.g.f. in (A.42), the saddlepoint equation can admit multiple solutions in some areas of the density. To solve this problem, one may use the modified c.g.f. proposed by [Wang \(1992\)](#).

## C.2 Algorithm 2

To implement the test (6.2) for the problem (6.1), we propose the following algorithm:

---

**Algorithm:** Saddlepoint test in the presence of nuisance parameters

---

**Input:** a sample of  $Y_{nt}$  and  $X_{nt}$ ; the testing problem in (6.1).

**Output:** saddlepoint test based on the test statistic  $SAD_n(\hat{\lambda})$

- 1: Given a sample of  $Y_{nt}$  and  $X_{nt}$ , first compute the transformed values  $\tilde{Y}_{nt}$  and  $\tilde{X}_{nt}$ , as in (3.3)
- 2: Compute the maximum likelihood estimate  $(\hat{\lambda}, \hat{\theta}_2)$
- 3: **for**  $i \leftarrow 1$  **to**  $n$  **do**
  - | Plug-in  $\hat{\lambda}$  in  $\psi_i^{(T)}(\lambda, \theta_2)$  and compute  $\mathcal{K}_{\psi_i}^{(T)}(\nu, \hat{\lambda}, \theta_2)$
- end**
- 4: Compute  $\mathcal{K}_\psi(\nu, \hat{\lambda}, \theta_2)$  as in (6.3)
- 5: Obtain the value of  $SAD_n(\hat{\lambda})$  and compare it to the quantile of  $\chi_1^2$ — a chi-square with one degree-of-freedom.

---

As far as Step 3 is concerned, we suggest to apply a standard MC integration to approximate numerically the c.g.f.  $\mathcal{K}_\psi$ —this is in line with our suggestion for Algorithm . Specifically, for each location  $i$ , we may approximate  $\mathcal{K}_{\psi_i}^{(T)}(\nu, \lambda, \theta_2) = \ln E_{P_{(\lambda_0, \theta_2)}}[\exp\{\nu^T \psi_i^{(T)}(\lambda, \theta_2)\}]$  by simulating from the corresponding SARAR model under the null. To this end, for a user-specified MC size (MC.size), in each  $j$ -th MC run, we simulate the variables  $\{Y_{nt}^{(j)}\}_{t=1, \dots, T}$ , under the probability  $P_{(\lambda_0, \theta_2)}$ . We remark that  $P_{(\lambda_0, \theta_2)}$  is given by the composite null hypothesis, where the nuisance parameters are not specified. Thus,  $\theta_2$  is not fixed in the MC runs: the numerical optimization needed to compute the infimum over  $\theta_2$  takes care of that aspect. Then, we set

$$\mathcal{K}_{\psi_i^{(T)}}(\nu, \hat{\lambda}, \theta_2) \approx \ln \left( \frac{1}{\text{MC.size}} \sum_{j=1}^{\text{MC.size}} \exp\{\nu^T \psi_{i,j}^{(T)}(\hat{\lambda}, \theta_2)\} \right),$$

where  $\psi_{i,j}^{(T)}$  is the estimating function at location  $i$  as evaluated in the  $j$ -th MC run. Finally, we build the test using the MC approximated c.g.f.  $\mathcal{K}_\psi(\nu, \hat{\lambda}, \theta_2) = -n^{-1} \sum_{i=1}^n \mathcal{K}_{\psi_i^{(T)}}(\nu, \hat{\lambda}, \theta_2)$ .

## D Additional results for the SAR(1) model

### D.1 First-order asymptotics

As it is customary in the statistical/econometric software, we consider three different spatial weight matrices: Rook matrix, Queen matrix, and Queen matrix with torus. In Figure 1, we display the geometry of  $Y_{nt}$  as implied by each considered spatial matrix for  $n = 100$ : the plots highlight that different matrices imply different spatial relations. For instance, we see that the Rook matrix implies fewer links than the Queen matrix. Indeed, the Rook criterion defines neighbours by the existence of a common edge between two spatial units, whilst the Queen criterion is less rigid and defines neighbours as spatial units sharing an edge or a vertex. Besides, we may interpret  $\{Y_{nt}\}$  as a  $n$ -dimensional random field on the network graph which describes the known underlying spatial structure. Then,  $W_n$  represents the weighted adjacency matrix (in the spatial econometrics literature,  $W_n$  is called contiguity matrix). In Figure 1, we display the geometry of a random field on a regular lattice (undirected graph).

We complement the motivating example of our research illustrating the low accuracy of the routinely applied first-order asymptotics in the setting of the spatial autoregressive process of order one, henceforth SAR(1):

$$Y_{nt} = \lambda_0 W_n Y_{nt} + c_{n0} + V_{nt}, \quad \text{for } t = 1, 2, \quad (\text{D.1})$$

where  $V_{nt} = (v_{1t}, v_{2t}, \dots, v_{nt})'$  are  $n \times 1$  vectors, and  $v_{it} \sim \mathcal{N}(0, 1)$ , i.i.d. across  $i$  and  $t$ . The model is a special case of the general model in (2.1), the spatial autoregressive process with

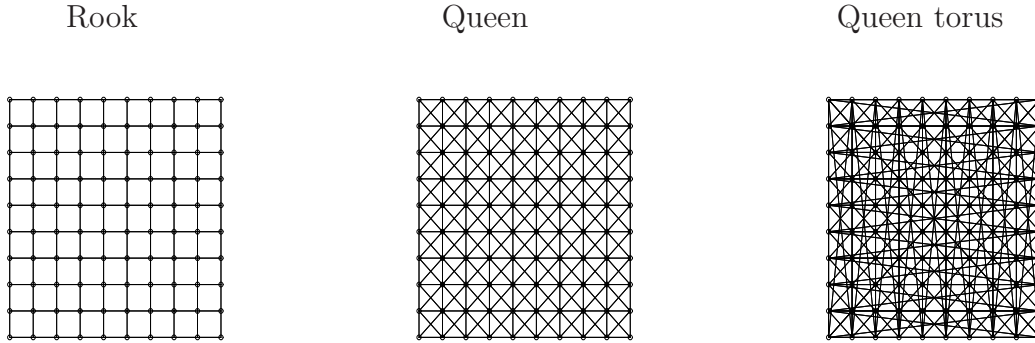


Figure 1: Different types of neighboring structure for  $Y_{nt}$ , as implied by different types of  $W_n$  matrix, for  $n = 100$ .

spatial autoregressive error (SARAR) of [Lee and Yu \(2010\)](#). Since  $c_{n0}$  creates an incidental parameter issue, we eliminate it by the standard differentiation procedure. Given that we have only two periods, the transformed (differentiated) model is formally equivalent to the cross-sectional SAR(1) model, in which  $c_{n0} \equiv 0$ , a priori; see [Robinson and Rossi \(2015\)](#) for a related discussion.

In the MC exercise, we set  $\lambda_0 = 0.2$ , and we estimate it through Gaussian likelihood maximisation. The resulting  $M$ -estimator (the maximum likelihood estimator) is consistent and asymptotically normal; see §4.1. We consider the same types of  $W_n$  as in the motivating example of §2. In [Figure 2](#), we display the MC results. Via QQ-plot, we compare the distribution of  $\hat{\lambda}$  to the Gaussian asymptotic distribution (as implied by the first-order asymptotic theory).

The plots show that, for both sample sizes  $n = 24$  and  $n = 100$ , the Gaussian approximation can be either too thin or too thick in the tails with respect to the “exact” distribution (as obtained via simulation). The more complex is the geometry of  $W_n$  (e.g.,  $W_n$  is Queen), the more pronounced are the departures from the Gaussian approximation.

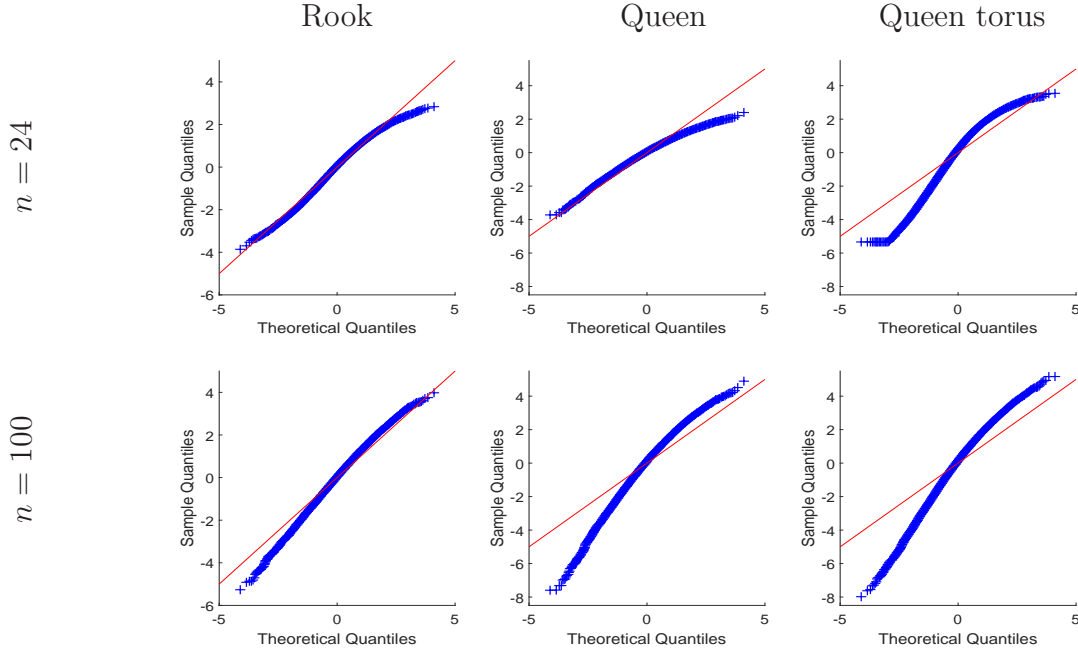


Figure 2: SAR(1) model: QQ-plot vs normal of the MLE  $\hat{\lambda}$ , for different sample sizes ( $n = 24$  and  $n = 100$ ),  $\lambda_0 = 0.2$  and different types of  $W_n$  matrix.

## D.2 Assumption D(iv) and its relation to the spatial weights

We can obtain  $M_{i,T}(\psi, P_{\theta_0})$  from (4.4) on a SAR(1) model as in (D.1),

$$M_{i,T}(\psi, P_{\theta_0}) = (T - 1)(\tilde{g}_{ii} + g_{ii}),$$

where  $\tilde{g}_{ii}$  and  $g_{ii}$  are the  $i_{th}$  element of the diagonals of  $G_n G_n'$  and  $G_n^2(\lambda_0)$ , respectively. Note that  $S_n(\lambda_0) = I_n - \lambda_0 W_n$  and  $G_n(\lambda_0) = W_n S_n^{-1}(\lambda_0)$ .

To check Assumption D(iv):  $\|M_{i,T}(\psi, P_{\theta_0}) - M_{j,T}(\psi, P_{\theta_0})\| = O(n^{-1})$ , first let us find the expression for the difference between  $M_{i,T}(\psi, P_{\theta_0})$  and  $M_{j,T}(\psi, P_{\theta_0})$ ,

$$M_{i,T}(\psi, P_{\theta_0}) - M_{j,T}(\psi, P_{\theta_0}) = (T - 1)[(\tilde{g}_{ii} - \tilde{g}_{jj}) + (g_{ii} - g_{jj})], \quad (\text{D.2})$$

where  $\tilde{g}_{ii}$  and  $\tilde{g}_{jj}$  are  $i_{th}$  and  $j_{th}$  elements of the diagonal of  $G_n G'_n$ .  $g_{ii}$  and  $g_{jj}$  the  $i_{th}$  and  $j_{th}$  elements of the diagonal of  $G_n^2(\lambda_0)$ . Then, we rewrite the expression of  $G_n^2(\lambda_0)$  to check its diagonal:

$$\begin{aligned}
G_n^2(\lambda_0) &= W_n^2 S_n^{-2}(\lambda_0) = W_n^2 (I_n - \lambda_0 W_n)^{-2} \\
&= W_n^2 (I_n + \lambda_0 W_n + \lambda_0^2 W_n^2 + \lambda_0^3 W_n^3 + \dots)^2 \\
&= \sum_{k=2}^{\infty} a_k W_n^k,
\end{aligned} \tag{D.3}$$

where  $a_k$  is the coefficient of  $W_n^k$ . By comparing the entries of diagonals of  $W_n^k$ , we can make an assumption on the differences between any two entries of the diagonal of  $W_n^k$  that should be at most of order  $n^{-1}$ , for all integers  $k \geq 2$ , such that  $\|g_{ii} - g_{jj}\| = O(n^{-1})$ , for any  $1 \leq i, j \leq n$  and  $i \neq j$ .

We do the same for  $G_n G'_n$ :

$$\begin{aligned}
G_n G'_n &= W_n S_n^{-1}(\lambda_0) (W_n S_n^{-1}(\lambda_0))' = W_n (I_n - \lambda_0 W_n)^{-1} (W_n (I_n - \lambda_0 W_n)^{-1})' \\
&= W_n (I_n + \lambda_0 W_n + \lambda_0^2 W_n^2 + \lambda_0^3 W_n^3 + \dots) (I_n + \lambda_0 W_n + \lambda_0^2 W_n^2 + \lambda_0^3 W_n^3 + \dots)' W_n' \\
&= \sum_{k_1=1}^{\infty} \sum_{k_2=1}^{\infty} a_{k_1 k_2} W_n^{k_1} (W_n^{k_2})',
\end{aligned} \tag{D.4}$$

where  $a_{k_1 k_2}$  is the coefficient of  $W_n^{k_1} (W_n^{k_2})'$ . Then, we can make a second assumption on the differences between any two entries of the diagonal of  $W_n^{k_1} (W_n^{k_2})'$  that should be at most of order  $n^{-1}$ , for all positive integers  $k_1$  and  $k_2$ , such that  $\|\tilde{g}_{ii} - \tilde{g}_{jj}\| = O(n^{-1})$ , for any for any  $1 \leq i, j \leq n$  and  $i \neq j$ . From those two assumptions on the behaviour of diagonal entries, we notice that  $W_n$  plays a leading role.

To exemplify those two conditions, we consider numerical examples for different choices of  $W_n$ . The sample size  $n$  is 24 with the benchmark  $1/n = 1/24 = 0.041$ . When  $W_n$  is

Rook, the elements of  $W_n$  are  $\{1/2, 1/3, 1/4, 0\}$ . On top of that, we can find the differences between the entries of the diagonals of  $W_n^k$  and  $W_n^{k_1} (W_n^{k_2})'$  are small. For instance, the entries of the diagonal of  $W_n^2$  are  $\{0.27, 0.29, 0.31, 0.33, 0.36\}$ . The elements of diagonal of  $W_n^3$  are all 0. For  $W_n^2(W_n^2)'$ , the entries of its diagonal are  $\{0.17, 0.21, 0.22, 0.37\}$ . We can obtain a similar result for Queen weight matrix. For example, the largest difference between diagonal entries of  $W_n^2$  is 0.044. When  $W_n$  is Queen with torus,  $W_n$  is a symmetric matrix and its elements are 0 or  $1/8$ . The entries of the diagonals of  $W_n^k$  and  $W_n^{k_1} (W_n^{k_2})'$  are always identical to each other. Thus, the differences are always 0. Since the entries of  $W_n$  are all positive and less than 1, when the exponent becomes larger, all the values of the powers of  $W_n$  and  $W_n'$  will go close to 0.00. Thus, large powers of  $W_n$  definitely satisfy the two assumptions.

### D.3 First-order asymptotics vs saddlepoint approximation

For the SAR(1) model, we analyse the behaviour of the MLE of  $\lambda_0$ , whose PP-plots are available in Figure 3. For each type of  $W_n$ , for  $n = 100$ , the plots show that the saddlepoint approximation is closer to the “exact” probability than the first-order asymptotics approximation. For  $W_n$  Rook, the saddlepoint approximation improves on the routinely-applied first-order asymptotics. In Figure 3, the accuracy gains are evident also for  $W_n$  Queen and Queen with torus, where the first-order asymptotic theory displays large errors essentially over the whole support (specially in the tails). On the contrary, the saddlepoint approximation is close to the 45-degree line.

Density plots show the same information as PP-plots displayed in Figure 3 (of the paper) and Figure 3 (in this Appendix), but provide a better visualization of the behavior of the considered approximations. Thus, we compute the Gaussian density implied by the asymptotic theory, and we compare it to our saddlepoint density approximation. In Figure 4, we plot the histogram of the “exact” estimator density (as obtained using 25,000



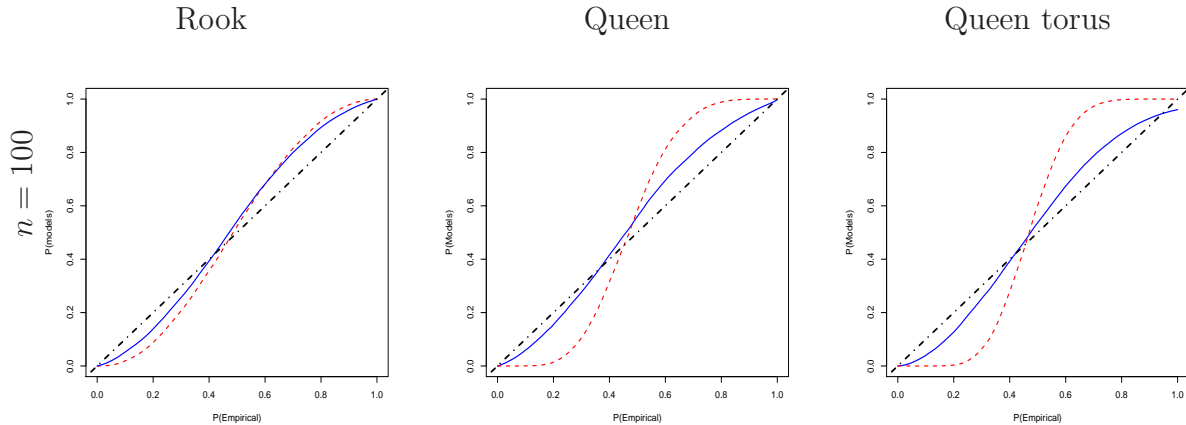


Figure 3: SAR(1) model: PP-plots for saddlepoint (continuous line) vs asymptotic normal (dotted line) probability approximation, for the MLE  $\hat{\lambda}$ , for  $n = 100$ ,  $\lambda_0 = 0.2$ , and different  $W_n$ .

Monte Carlo runs) to which we superpose both the Gaussian and the saddlepoint density approximation.  $W_n$  are Rook and Queen. The plots illustrate that the saddlepoint technique provides an approximation to the true density which is more accurate than the one obtained using the first-order asymptotics.

#### D.4 Saddlepoint approximation vs Edgeworth expansion

The Edgeworth expansion derived in Proposition 3 represents the natural alternative to the saddlepoint approximation since it is fully analytic. Thus, we compare the performance of the two approximations, looking at their relative error for the approximation of the tail area probability. We keep the same Monte Carlo design as in Section 6.1, namely  $n = 24$ , and we consider different values of  $z$ , as in (4.15). Figure 5 displays the absolute value of the relative error, i.e.,  $|\text{approximation/exact} - 1|$ , when  $W_n$  is Rook, Queen, and Queen torus. The plots illustrate that the relative error yielded by the saddlepoint approximation is smaller (down to ten times smaller in the case of Rook and Queen Torus) than the

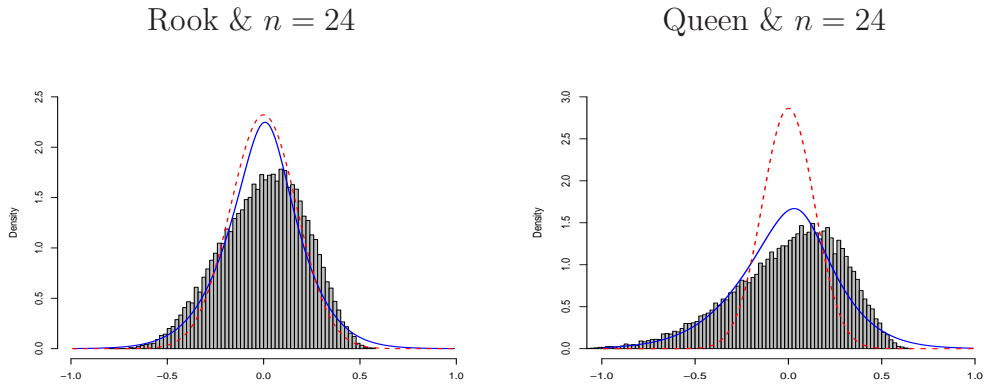


Figure 4: SAR(1) model: Density plots for saddlepoint (continuous line) vs asymptotic normal (dotted line) probability approximation to the exact density (as expressed by the histogram and obtained using MC with size 25000), for the MLE  $\hat{\lambda}$  and  $W_n$  is Rook (left panel) and Queen (right panel). Sample size is  $n = 24$ , while  $\lambda_0 = 0.2$ .

relative error entailed by the first-order asymptotic approximation (which is always about 100%). The Edgeworth expansion entails a relative error which is typically higher than the one entailed by the saddlepoint approximation—the expansion can even become negative in some parts of the support, with relative error above 100%.

## D.5 Saddlepoint vs parametric bootstrap

The parametric bootstrap represents a (computer-based) competitor, commonly applied in statistics and econometrics. To compare our saddlepoint approximation to the one obtained by bootstrap, we consider different numbers of bootstrap repetitions, labeled as  $B$ : we use  $B = 499$  and  $B = 999$ . For space constraints, in Figure 6, we display the results for  $B = 499$  (similar plots are available for  $B = 999$ ) showing the functional boxplots (as obtained iterating the procedure 100 times) of the bootstrap approximated density, for sample size  $n = 24$  and for  $W_n$  is Queen. To visualize the variability entailed by the bootstrap, we display the first and third quartile curves (two-dash lines) and the median

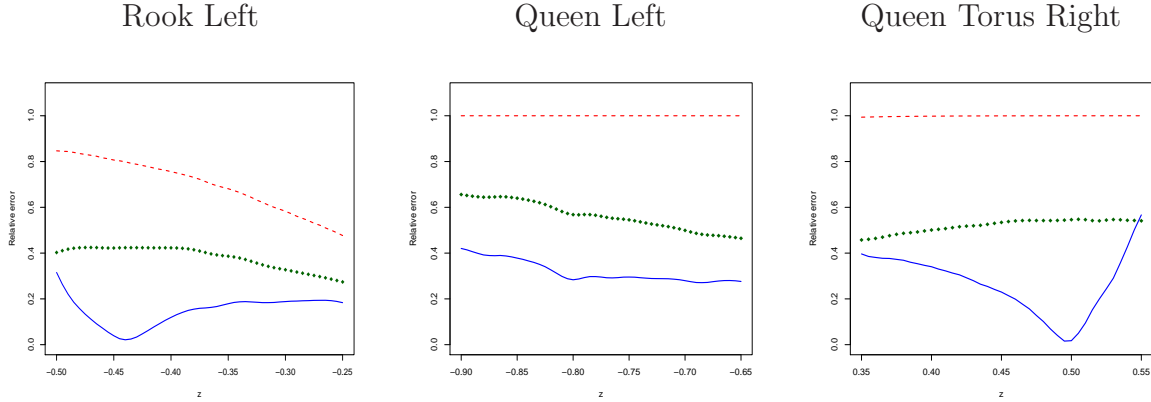


Figure 5: SAR(1) model: Relative error (in absolute value) for the approximate right and left tail probability, as obtained using the Gaussian asymptotic theory (dotted line), the Edgeworth approximation (dotted line with diamonds) and saddlepoint approximation (continuous line), for the MLE  $\hat{\lambda}$ . In each plot, on the x-axes we display different values of  $z$ . The sample size is  $n = 24$ ,  $\lambda_0 = 0.2$ , and  $W_n$  is Rook (left tail), Queen (left tail), and Queen Torus (right tail).

functional curve (dotted line with crosses); for details about functional boxplots, we refer to [Sun and Genton \(2011\)](#) and to R routine `fbplot`. We notice that, while the bootstrap median functional curve (representing a typical bootstrap density approximation) is close to the actual density (as represented by the histogram), the range between the quartile curves illustrates that the bootstrap approximation has a variability. Clearly, the variability depends on  $B$ : the larger is  $B$ , the smaller is the variability. However, larger values of  $B$  entail bigger computational costs: when  $B = 499$ , the bootstrap is almost as fast as the saddlepoint density approximation (computation time about 7 minutes, on a 2.3 GHz Intel Core i5 processor), but for  $B = 999$ , it is three times slower. We refer to [Jeganathan et al. \(2015\)](#) for comments on the computational burden of the parametric bootstrap and on the possibility to use saddlepoint approximations to speed up the computation. For  $B = 499$  and zooming on the tails, we notice that in the right tail and in the center of the density, the bootstrap yields an approximation (slightly) more accurate than the saddlepoint method,

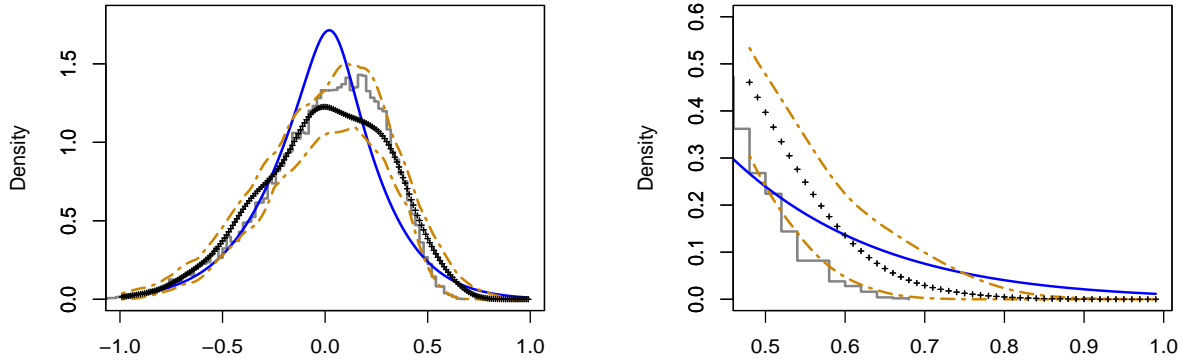


Figure 6: SAR(1) model. Left panel: Density plots for saddlepoint (continuous line) vs the functional boxplot of the parametric bootstrap probability approximation to the exact density (as expressed by the histogram and obtained using MC with size 25000), for the MLE  $\hat{\lambda}$  and  $W_n$  is Queen. Sample size is  $n = 24$ , while  $\lambda_0 = 0.2$ . Right panel: zoom on the right tail. In each plot, we display the functional central curve (dotted line with crosses), the  $1_{st}$  and  $3_{rd}$  functional quartile (two-dash lines).

but the saddlepoint approximation is either inside or extremely close to the bootstrap quartile curves (see right panel of Figure 6). In the left tail, the saddlepoint density approximation is closer to the true density than the bootstrap typical functional curve or  $\lambda \leq -0.85$ . Thus, overall, we cannot conclude that the bootstrap dominates uniformly (in terms of accuracy improvements over the whole domain) the saddlepoint approximation. Even if we are ready to accept a larger computational cost, the accuracy gains yielded by the bootstrap are yet not fully clear: also for  $B = 999$ , the bootstrap does not dominate uniformly the saddlepoint approximation. Finally, for  $B = 49$ , the bootstrap is about eight times faster than the saddlepoint approximation, but this gain in speed comes with a large cost in terms of accuracy. As an illustration, for  $\hat{\lambda} - \lambda_0 = -0.8$  (left tail), the true density is 0.074, the saddlepoint density approximation is 0.061, while the bootstrap median value

is 0.040, with a wide spread between the first and the third quartile, being 0.009 and 0.108 respectively.

## D.6 Saddlepoint test for composite hypotheses: plug-in approach

Our saddlepoint density and/or tail approximations are helpful for testing simple hypotheses about  $\theta_0$ ; see §6.1 of the paper. Another interesting case suggested by the Associate Editor and an anonymous referee that has a strong practical relevance is related to testing a composite null hypothesis. It is a problem which is different from the one considered so far in the paper, because it raises the issue of dealing with nuisance parameters.

To tackle this problem, several possibilities are available. For instance, we may fix the nuisance parameters at the MLE estimates. Alternatively, we may consider to use the (re-centered) profile estimators, as suggested, e.g., in [Hillier and Martellosio \(2018\)](#) and [Martellosio and Hillier \(2020\)](#). Combined with the saddlepoint density in (4.13), these techniques yield a ready solution to the nuisance parameter problem. In our numerical experience, these solutions may preserve reasonable accuracy in some cases.

To illustrate this aspect, we consider a numerical exercise about SAR(1) model, in which we set the nuisance parameter equal to the MLE estimate. Specifically, we consider a SAR(1) with parameter  $\theta = (\lambda, \sigma^2)'$  and our goal is to test  $\mathcal{H}_0 : \lambda = \lambda_0 = 0$  versus  $\mathcal{H}_1 : \lambda > 0$ , while leaving  $\sigma^2$  unspecified. To study the performance of the saddlepoint density approximation for the sampling distribution of  $\hat{\lambda}$ , we perform a MC study, in which we set  $n = 24$ ,  $T = 2$ , and  $\sigma_0^2 = 1$ . For each simulated (panel data) sample, we estimate the model parameter via MLE and get  $\hat{\theta} = (\hat{\lambda}, \hat{\sigma}^2)'$ . Then, we compute the saddlepoint density in (4.13) using  $\hat{\sigma}^2$  in lieu of  $\sigma_0^2$ : for each sample, we have a saddlepoint density approximation. We repeat this procedure 100 times, for  $W_n$  Rook and Queen, so we obtain 100 saddlepoint density approximations for each  $W_n$  type. In [Figure 7](#), we display functional boxplots of the resulting saddlepoint density approximation for the MLE  $\hat{\lambda}$ . To

have a graphical idea of the saddlepoint approximation accuracy, on the same plot we superpose the histogram of  $\hat{\lambda}$ , which represents the sampling distribution of the estimated parameter. Even a quick inspection of the right and left plots suggests that the resulting saddlepoint density approximation preserves (typically) a good performance. Indeed, we find that the median functional curve (dotted line with crosses, which we consider as the typical saddlepoint density approximation) is close to the histogram and it gives a good performance in the tails, for both  $W_n$  Rook and Queen. The range between the first and third quartile curves (two-dash lines) illustrates the variability of the saddlepoint approximation. When  $W_n$  is Queen, even though there is a departure from the median curve from the histogram over the x-axis intervals  $(-0.75, 0)$  and  $(0.25, 0.5)$ , the histogram is inside the functional confidence interval expressed by the first and third curves. Thus, we conclude that computing the  $p$ -value for testing  $\mathcal{H}_0$  using  $\hat{\sigma}^2$  in the expression of the saddlepoint density approximation seems to preserve accuracy in this SAR(1) model, even for such a small sample.

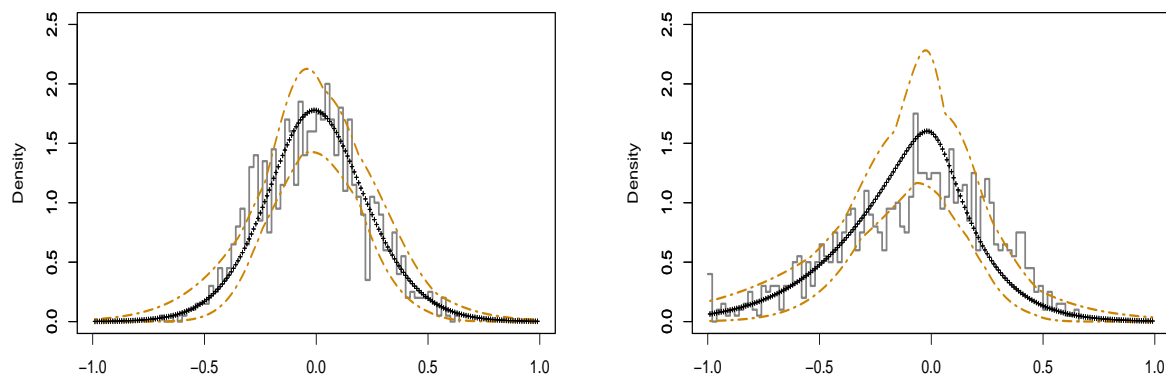
Rook &  $n = 24$ Queen &  $n = 24$ 

Figure 7: SAR(1) model: Functional boxplots of saddlepoint density approximation to the exact density (as expressed by the histogram), for the MLE  $\hat{\lambda}$  and  $W_n$  is Rook (left panel) and Queen (right panel). Sample size is  $n = 24$ , while  $\lambda_0 = 0$ .

## References

- Barndorff-Nielsen, O. and Cox, D. (1989), *Asymptotic Techniques for Use in Statistics*, Chapman and Hall, London.
- Bickel, P., Götze, F., and Van Zwet, W. (1986), The Edgeworth Expansion for U-statistics of Degree Two, *The Annals of Statistics*, 14, 1463–1484.
- Cabrera, J. and Fernholz, L. T. (1999), Target Estimation for Bias and Mean Square Error Reduction, *The Annals of Statistics*, 27, 1080–1104.
- Callaert, H. and Janssen, P. (1978), The Berry-Esseen Theorem for U-Statistics, *The Annals of Statistics*, 6, 417–421.
- Easton, G. S. and Ronchetti, E. (1986), General Saddlepoint Approximations With Applications to L-statistics, *Journal of the American Statistical Association*, 81, 420–430.

- Feller, W. (1971), *An Introduction to Probability Theory and Its Applications*, vl. 2, Wiley, New York.
- Field, C. (1982), Small Sample Asymptotic Expansions for Multivariate M-estimates, *The Annals of Statistics*, 10, 672–689.
- Filippova, A. (1962), Mises' Theorem on the Asymptotic Behavior of Functionals of Empirical Distribution Functions and Its Statistical Applications, *Theory of Probability & Its Applications*, 7, 24–57.
- Gatto, R. and Ronchetti, E. (1996), General Saddlepoint Approximations of Marginal Densities and Tail Probabilities, *Journal of the American Statistical Association*, 91, 666–673.
- Hillier, G. and Martellosio, F. (2018), Exact and Higher-order Properties of the MLE in Spatial Autoregressive Models, With Applications to Inference, *Journal of Econometrics*, 205, 402–422.
- Jeganathan, P., Paige, R. L., and Trindade, A. A. (2015), Saddlepoint-based Bootstrap Inference for the Spatial Dependence Parameter in the Lattice Process, *Spatial Statistics*, 12, 1–14.
- Kolassa, J. (2006), *Series Approximation Methods in Statistics*, vl. 88, Springer, New York.
- Lee, L. and Yu, J. (2010), Estimation of Spatial Autoregressive Panel Data Models With Fixed Effects, *Journal of Econometrics*, 154, 165–185.
- Lugannani, R. and Rice, S. (1980), Saddlepoint Approximation for the Distribution of the Sum of Independent Random Variables, *Advances in applied probability*, 12, 475–490.
- Martellosio, F. and Hillier, G. (2020), Adjusted QMLE for the Spatial Autoregressive Parameter, *Journal of Econometrics*, 219, 488–506.
- Robinson, P. M. and Rossi, F. (2015), Refinements in Maximum Likelihood Inference on Spatial Autocorrelation in Panel Data, *Journal of Econometrics*, 189, 447–456.



- Serfling, R. J. (2009), *Approximation Theorems of Mathematical Statistics*, vl. 162, Wiley, New York.
- Sun, Y. and Genton, M. G. (2011), Functional Boxplots, *Journal of Computational and Graphical Statistics*, 20, 316–334.
- Van der Vaart, A. W. (1998), *Asymptotic Statistics*, vl. 3, Cambridge University Press.
- von Mises, R. (1947), On the Asymptotic Distribution of Differentiable Statistical Functions, *Annals of Mathematical Statistics*, 18, 309–348.
- Wang, S. (1992), General Saddlepoint Approximations in the Bootstrap, *Statistics & Probability Letters*, 13, 61–66.
- Withers, C. (1983), Expansions for the Distribution and Quantiles of a Regular Functional of the Empirical Distribution With Applications to Nonparametric Confidence Intervals, *The Annals of Statistics*, 11, 577–587.