

Adaptive Consensus and Parameter Estimation of Multi-Agent Systems with An Uncertain Leader

Shimin Wang and Xiangyu Meng

Abstract—In this note, the problem of simultaneous leader-following consensus and parameter estimation is studied for a class of multi-agent systems subject to an uncertain leader system. The leader system is described by a sum of sinusoids with unknown amplitudes, frequencies and phases. A distributed adaptive observer is established for each agent to estimate the unknown frequencies of the leader. It is shown that if the signal of the leader is sufficiently rich, the estimation errors of the unknown frequencies converge to zero asymptotically for all the agents. Based on the designed distributed adaptive observer, a distributed adaptive control law is synthesized for each agent to solve the leader-following consensus problem.

Index Terms—Consensus, adaptive observer, multi-agent systems, distributed control, parameter estimation.

I. INTRODUCTION

MULTI-AGENT coordination has attracted considerable attention, for example, see [1–8], where a significant amount of research has been directed towards the leader-following consensus problem [9–11]. Knowing the parameters of the leader plays a key role in the design of distributed control laws for solving the leader-following consensus problem and the leader-following flocking problem for a leader with known parameters have been solved by [9, 12] and [13], respectively, where the system matrix of the leader is used to design a distributed control law.

Without the knowledge of the leader’s parameters, adaptive observers were utilized in [10, 14, 15] to estimate the states of the leader. Since only a subset of the followers is able to access the signal of the leader, all followers take advantage of the connectivity of the topological graph to share information so as to achieve leader-following consensus. The aforementioned references [10, 14, 15] designed adaptive observers by sharing the estimated states of the leader. But the states of the leader may be inaccessible. This constraint has been relaxed in [16] by using the output of the leader and all followers exchange their estimated output of the leader. We also notice that another type of observers based on sliding mode have been proposed, for example, see [4, 17], where bounded velocity and bounded acceleration are assumed in [4] and [17], respectively. While the sliding mode estimator methods are able to show finite-time estimation, they suffer from chattering [18], which re-

mains as a mathematical challenge. Even though the leader-following consensus problem with an uncertain leader has been solved by showing that the outputs of all followers converge to the leader’s signal, the convergence of the estimation errors of leader’s unknown parameters is not analyzed in the above references.

The objective and primary contribution of this note is to propose a formal framework for simultaneous leader-following consensus and parameter estimation of an uncertain leader in multi-agent networks. This is, however, a challenging task. Motivated by traditional adaptive observers [19–28] for single agent systems, we make an attempt by extending them to multi-agent systems. Standard approaches for single agent systems do not apply straightforwardly to the multi-agent setting due to the network constraint that the leader is indistinguishable from followers. Analysis of the parameter estimation in the leader-following consensus problem with an uncertain leader is relatively less well understood, for example, see [29]. We distinguish our work with [29] by designing adaptive observers with output information. In this note, the leader is described by the sum of sinusoids with unknown amplitudes, frequencies and phases. The signal of the leader can be regarded as the output of a linear system with unknown parameters. Assuming the upper bound of these frequencies are known, we can design an output based distributed adaptive observer for each agent to estimate the virtual states of the leader. Furthermore, if the signal of the leader is sufficiently rich, then the estimated parameters asymptotically converge to the actual parameters of the leader. Based on the estimated virtual states of the leader, a local controller is designed for each agent to track the signal of the leader.

In summary, this note makes several contributions toward leader-following consensus and parameter estimation of multi-agent systems with an uncertain leader. First, distributed adaptive observers are designed to estimate both the virtual states and unknown parameters of the leader without knowing the amplitudes and derivative of the leader’s signal. In this sense, the sliding mode based approaches are inapplicable. Second, a sufficient condition is identified to guarantee that the parameter estimation errors converge to zero asymptotically. Such analysis is missing in most existing references. Third, agents only need to share the estimated output information, which includes the distributed full state adaptive observers as a special case. Last, the proposed framework can be easily extended to other cooperative problems, such as cooperative output regulation of linear multi-agent systems, leader-following consensus of multiple Euler-Lagrange systems and attitude synchronization of multiple rigid body systems.

Shimin Wang is with the Department of Electrical and Computer Engineering 11-203, Donadeo Innovation Centre for Engineering University of Alberta 9211 - 116 Street NW, Edmonton, Alberta, Canada. E-mail: shimin1@ualberta.ca.

Xiangyu Meng is with the Division of Electrical and Computer Engineering, Louisiana State University, Baton Rouge, LA 70803, USA. E-mail: xmeng5@lsu.edu.

The rest of this note is organized as follows. In Section II, we formulate the problem of simultaneous leader-following consensus and parameter estimation (SLFCAPE). Section III is devoted to the design of distributed adaptive observers and distributed observer based controllers. In Section IV, detailed analyses are given to show the effectiveness of the proposed control strategy for solving the SLFCAPE problem with an uncertain leader system. A simulation example is given in Section V. Finally, we conclude this note in Section VI.

II. PROBLEM FORMULATION

A. Multi-agent Network

As in [9], the multi-agent system is composed of a leader and N followers. The network topology of the multi-agent system is described by a graph $\bar{\mathcal{G}} = (\bar{\mathcal{V}}, \bar{\mathcal{E}})$ with $\bar{\mathcal{V}} = \{1, \dots, N, N+1\}$ and $\bar{\mathcal{E}} \subseteq [\bar{\mathcal{V}}]^2$, which is the 2-element subsets of $\bar{\mathcal{V}}$. Here node $N+1$ is associated with the leader and node i is associated with follower i for $i = 1, \dots, N$. For $i = 1, \dots, N, N+1$, $j = 1, \dots, N$, $(i, j) \in \bar{\mathcal{E}}$ if and only if agent j can receive information from agent i . Let $\bar{\mathcal{N}}_i = \{j | (j, i) \in \bar{\mathcal{E}}\}$ denote the neighborhood set of agent i . Let $\mathcal{G} = (\mathcal{V}, \mathcal{E})$ denote the induced subgraph of $\bar{\mathcal{G}}$ with $\mathcal{V} = \{1, \dots, N\}$. Assume that $\bar{\mathcal{G}}$ contains a spanning arborescence with node $N+1$ as the root and \mathcal{G} is an undirected graph. Let $\bar{\mathcal{L}}$ be the Laplacian matrix of the graph $\bar{\mathcal{G}}$, and H is obtained by deleting the last row and column of $\bar{\mathcal{L}}$. Then, H is a positive definite symmetric matrix with $\lambda_1 > 0$ being its smallest eigenvalue [12]. More details of the graph theory can be found in [30].

B. Leader Dynamics

The signal of the leader system is described by:

$$y_{N+1}(t) = \sum_{k=1}^l \varphi_k \sin(\omega_k t + \psi_k), \quad (1)$$

where φ_k , ψ_k and $\omega_k > 0$, for $k = 1, \dots, l$ are unknown amplitudes, phases and frequencies, respectively. Assume that $\omega_k < \bar{\omega}$ for $k = 1, \dots, l$, where $\bar{\omega}$ is a known upper bound.

Also assume that the signal y_{N+1} is sufficiently rich of order $2l$, that is, it consists of at least l distinct frequencies [22].

Remark 1. The leader-following problem for an unknown leader with bounded velocity and bounded acceleration are discussed in [4] and [17], respectively, where the sliding mode estimators are used to handle the uncertainty of the leader. However, such approaches are inapplicable here since φ_k is unknown for each follower, for $k = 1, \dots, l$.

C. Follower Dynamics

The dynamics of follower i are described by the following single-input and single-output system:

$$\dot{x}_{i,s} = x_{i,s+1}, \quad s = 1, \dots, r-1, \quad (2a)$$

$$\dot{x}_{i,r} = u_i, \quad (2a)$$

$$y_i = x_{i,1}, \quad (2b)$$

where $x_i = \text{col}(x_{i,1}, \dots, x_{i,r}) \in \mathbb{R}^r$, $u_i \in \mathbb{R}$, and $y_i \in \mathbb{R}$ are the state vector, control input and the output of follower i , respectively, for $i = 1, \dots, N$.

D. Objective

The SLFCAPE problem considered in this paper is formulated as follows.

Problem 1 (SLFCAPE Problem). *Given a multi-agent network $\bar{\mathcal{G}}$ with the leader dynamics (1) and the follower dynamics (2), find a distributed parameter estimator and a distributed controller such that $x_i(t)$ is bounded for all $t \geq 0$ and*

$$\lim_{t \rightarrow \infty} (y_i(t) - y_{N+1}(t)) = 0 \quad \text{and} \quad \lim_{t \rightarrow \infty} (\hat{\omega}_{i,k}(t) - \omega_k) = 0,$$

where $\hat{\omega}_{i,k}(t)$ is an estimate of ω_k for $k = 1, \dots, l$, for any initial conditions $x_i(0)$, $i = 1, \dots, N$.

III. DISTRIBUTED ADAPTIVE CONTROL DESIGN

The signal $y_{N+1} \in \mathbb{R}$ can be regarded as the output of the following virtual linear system,

$$\dot{v} = g(\theta)v = Mv - \sum_{k=1}^l \theta_k E_{2k} y_{N+1} \quad (3a)$$

$$y_{N+1} = Cv \quad (3b)$$

where $E_{2k} = \text{col}(0_{1 \times (2k-1)}, 1, 0_{1 \times (2l-2k)})$, $v \in \mathbb{R}^{2l}$,

$$C^T = \text{col}(1, 0_{(2l-1) \times 1}) \in \mathbb{R}^{2l}, \quad M = \begin{bmatrix} 0 & I_{2l-1} \\ 0 & 0 \end{bmatrix}, \quad (4)$$

and the matrix function $g(\cdot) : \mathbb{R}^l \mapsto \mathbb{R}^{2l \times 2l}$ defined as

$$g(\theta) = \begin{bmatrix} 0 & 1 & 0 & \cdots & 0 & 0 & 0 \\ -\theta_1 & 0 & 1 & \cdots & 0 & 0 & 0 \\ \vdots & \vdots & \ddots & \ddots & \vdots & \vdots & \vdots \\ 0 & 0 & 0 & \ddots & 1 & 0 & 0 \\ -\theta_{l-1} & 0 & 0 & \cdots & 0 & 1 & 0 \\ 0 & 0 & 0 & \cdots & 0 & 0 & 1 \\ -\theta_l & 0 & 0 & \cdots & 0 & 0 & 0 \end{bmatrix}. \quad (5)$$

Here $\theta = \text{col}(\theta_1, \dots, \theta_l)$ is an invertible reparameterization of the l unknown parameters $\omega_1^2, \dots, \omega_l^2$ through the following characteristic polynomial of system (3),

$$\begin{aligned} \prod_{k=1}^l (s^2 + \omega_k^2) &= s^{2l} + \sum_{k=1}^l \omega_k^2 s^{2(l-1)} + \cdots + \prod_{k=1}^l \omega_k^2 \\ &= s^{2l} + \theta_1 s^{2(l-1)} + \theta_2 s^{2(l-3)} + \cdots + \theta_l. \end{aligned} \quad (6)$$

It is easy to see that $\|\theta\|^2 \leq \pi$, where

$$\pi = \sum_{k=1}^l \binom{l}{k}^2 \bar{\omega}^{4k}. \quad (7)$$

Without proceeding further, we review the results of adaptive observers for a single agent system in [31] in order to provide a better understanding of the proposed distributed adaptive observer. The result in [31] also shows how to estimate the unknown frequencies ω_k for $k = 1, \dots, l$.

A. Centralized Adaptive Observer

Choose an arbitrary vector $a = \text{col}(a_1, a_2, \dots, a_{2l-1})$ such that all the roots of the polynomial equation

$$\lambda^{2l-1} + a_1 \lambda^{2l-2} + \dots + a_{2l-2} \lambda + a_{2l-1} = 0$$

have negative-real parts. Following the filtered transformation steps as in [31], system (3) can be transformed into the following adaptive observer form

$$\dot{\eta} = A\eta + By_{N+1}, \quad (8a)$$

$$\dot{\chi} = A^T \chi + Ey_{N+1}, \quad (8b)$$

$$\dot{y}_{N+1} = E^T \eta + a_1 y_{N+1} + \chi^T F^T \theta, \quad (8c)$$

where $\chi \in \mathbb{R}^{2l-1}$ and $\eta \in \mathbb{R}^{2l-1}$ are filtered transformation vectors,

$$E = \text{col}(1, 0_{(2l-2) \times 1}) \in \mathbb{R}^{2l-1},$$

$$F = \text{blkdiag}((I_{l-1} \otimes [-1, 0]), -1), \quad (9)$$

with \otimes denoting the Kronecker product. and the matrices $A \in \mathbb{R}^{(2l-1) \times (2l-1)}$ and $B \in \mathbb{R}^{2l-1}$ are defined as

$$A = \begin{bmatrix} -a & I_{2l-2} \\ 0_{1 \times (2l-2)} \end{bmatrix}, \quad B = \begin{bmatrix} a_2 - a_1 a_1 \\ a_3 - a_2 a_1 \\ \vdots \\ a_{(2l-1)} - a_{2l-2} a_1 \\ -a_{2l-1} a_1 \end{bmatrix}.$$

The adaptive observer for the system (8) proposed in [31] is given as follows:

$$\dot{\hat{\theta}} = \kappa F \chi (y_{N+1} - \hat{y}), \quad (10a)$$

$$\dot{\hat{y}} = E^T \eta + a_1 y_{N+1} + \chi^T F^T \hat{\theta} + \mu (y_{N+1} - \hat{y}), \quad (10b)$$

where $\hat{\theta} \in \mathbb{R}^l$ is the estimation of θ which contains the unknown frequencies of the leader; $\hat{y} \in \mathbb{R}$ is the estimation of the leader's output y_{N+1} , $\mu > \frac{1}{4} \|A\|$ and κ is a positive constant relating to the adaptation gain.

We now give the so-called persistently exciting property of a signal.

Definition 1. [32] A bounded piecewise continuous function $f : [0, +\infty) \mapsto \mathbb{R}^n$ is said to be persistently exciting if there exist positive constants ϵ , t_0 , T_0 such that,

$$\frac{1}{T_0} \int_t^{t+T_0} f(\tau) f^T(\tau) d\tau \geq \epsilon I_n, \quad \forall t \geq t_0$$

According to [31], if $F\chi(t)$ satisfies the condition of persistent excitation with $\chi(t)$ being generated by (8b), then the states $\hat{\theta}(t) - \theta$ and $\hat{y}(t) - y_{N+1}(t)$ are bounded and tend to zero as t goes to infinity for any initial condition.

Remark 2. The adaptive observer in (10) relies on not only y_{N+1} but also η and χ . The signals η and χ in (10) are generated by (8a) and (8b) with y_{N+1} as the input, respectively. In the multi-agent setting, some followers are not directly connected to the leader, and the followers that are directly connected to the leader do not know which of its neighbors is the leader. Thus, the adaptive observer (10) can not be extended to the multi-agent case directly. Such an extension, however, is challenging.

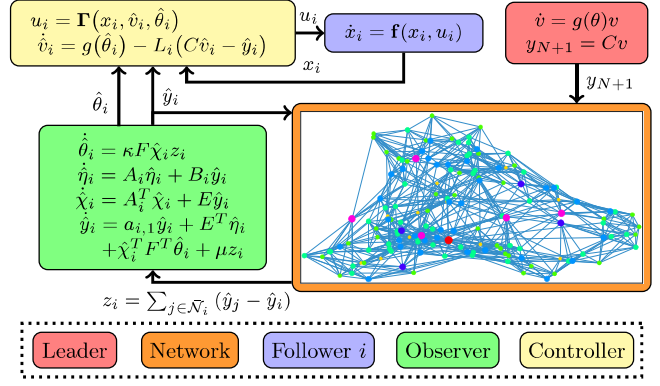


Fig. 1. Schematic of distributed adaptive observer based controller

The design schematic is shown in Fig. 1, where the distributed adaptive observer and the observer based controller will be introduced below.

B. Distributed Adaptive Observer

We are ready to introduce the distributed adaptive observer for follower i :

$$\dot{\hat{\eta}}_i = A_i \hat{\eta}_i + B_i \hat{y}_i \quad (11a)$$

$$\dot{\hat{\chi}}_i = A_i^T \hat{\chi}_i + E \hat{y}_i \quad (11b)$$

$$\dot{\hat{\theta}}_i = \kappa F \hat{\chi}_i \sum_{j \in \mathcal{N}_i} (\hat{y}_j - \hat{y}_i) \quad (11c)$$

$$\dot{\hat{y}}_i = E^T \hat{\eta}_i + a_{i,1} \hat{y}_i + \hat{\chi}_i^T F^T \hat{\theta}_i + \mu \sum_{j \in \mathcal{N}_i} (\hat{y}_j - \hat{y}_i) \quad (11d)$$

where $a_i = \text{col}(a_{i,1}, a_{i,2}, \dots, a_{i,(2l-1)})$ is chosen such that all the roots of the polynomial equation

$$\lambda^{2l-1} + a_{i,1} \lambda^{2l-2} + \dots + a_{i,(2l-2)} \lambda + a_{i,(2l-1)} = 0, \quad (12)$$

have negative-real parts, E and F are defined in (9),

$$A_i = \begin{bmatrix} -a_i & I_{2l-2} \\ 0_{1 \times (2l-2)} \end{bmatrix}, \quad B_i = \begin{bmatrix} a_{i,2} - a_{i,1} a_{i,1} \\ a_{i,3} - a_{i,2} a_{i,1} \\ \vdots \\ a_{i,(2l-1)} - a_{i,(2l-2)} a_{i,1} \\ -a_{i,(2l-1)} a_{i,1} \end{bmatrix},$$

$\hat{\theta}_i \in \mathbb{R}^l$ is the estimation of θ which contains the unknown frequencies of the leader; $\hat{y}_i \in \mathbb{R}$ is the estimation of the leader's output y_{N+1} with $\hat{y}_{N+1} = y_{N+1}$; $\hat{\eta}_i \in \mathbb{R}^{2l-1}$ and $\hat{\chi}_i \in \mathbb{R}^{2l-1}$, for $i = 1, \dots, N$. The design parameter μ is chosen such that

$$\mu > \frac{2\bar{a}\lambda_1 + (1 + \pi)\lambda_1^2 + \bar{\gamma}_1^2 + \bar{\gamma}_2^2}{2\lambda_1^2}, \quad (13)$$

where λ_1 is the smallest eigenvalue of H defined in Section II-A, $\bar{a} = \max\{a_{1,1}, \dots, a_{N,1}\}$, π is defined in (7), $\bar{\gamma}_1 = \max\{\gamma_{1,1}, \dots, \gamma_{N,1}\}$, and $\bar{\gamma}_2 = \max\{\gamma_{1,2}, \dots, \gamma_{N,2}\}$ with

$$\gamma_{i,1} = \|E^T (sI - A_i)^{-1} B_i\|_\infty$$

$$\gamma_{i,2} = \|F(sI - A_i^T)^{-1} E\|_\infty, \quad i = 1, \dots, N. \quad (14)$$

Remark 3. The distributed adaptive observer (11) is designed based on the adaptive observer form of (3) inspired by [31], where the variables $\hat{\eta}_i$, $\hat{\chi}_i$, $\hat{\theta}_i$ are introduced via the filtered transformation. The adaptive property of the distributed observer refers to the method used by (11) which adapts to the leader system whose parameters are initially unknown. The observer (11) relies on only the sum $\sum_{j \in \bar{N}_i} \hat{y}_j$ which contains all outputs of its neighbours to provide estimations of both the unknown parameter θ and the signal of the leader y_{N+1} .

C. Distributed Observer Based Controller

Define functions $f_p(\cdot, \cdot) : \mathbb{R}^{2l} \times \mathbb{R}^l \mapsto \mathbb{R}$ for $p = 1, \dots, r+1$ as:

$$f_1(v, \theta) = Cv \quad (15a)$$

$$f_{s+1}(v, \theta) = \frac{\partial f_s(v, \theta)}{\partial v} g(\theta)v, \quad s = 1, \dots, r, \quad (15b)$$

where the matrix function $g(\cdot)$ is defined in (5). Choose $\alpha_1, \dots, \alpha_r$ such that the roots of the polynomial equation

$$\alpha_{r+1}\lambda^r + \alpha_r\lambda^{r-1} + \dots + \alpha_2\lambda + \alpha_1 = 0 \quad (16)$$

have negative-real parts with $\alpha_{r+1} = 1$.

The distributed observer based controller for follower i is given as follows:

$$\dot{\hat{v}}_i = M\hat{v}_i - L_i(C\hat{v}_i - \hat{y}_i) - \sum_{k=1}^l \hat{\theta}_{i,k} E_{2k} \hat{y}_i, \quad (17a)$$

$$u_i = \sum_{s=1}^{r+1} \alpha_s f_s(\hat{v}_i, \hat{\theta}_i) - \sum_{s=1}^r \alpha_s x_{i,s}, \quad (17b)$$

where M , C and E_{2k} can be found in (3), L_i is chosen such that $M - L_i C$ is a Hurwitz matrix, $\hat{v}_i \in \mathbb{R}^{2l}$ is the estimation of v , u_i is the control input for follower i , $\hat{\theta}_{i,k}$ is the k th entry of $\hat{\theta}_i$, \hat{y}_i and $\hat{\theta}_i$ are generated by (11), for $i = 1, \dots, N$.

IV. SOLVABILITY ANALYSIS

A. Output Estimation Error Analysis

To analyze the output estimation error of follower i , let us transform the dynamics of the leader (3) into the following adaptive observer form via the filtered transformation proposed in [31]:

$$\dot{\eta}_i = A_i \eta_i + B_i y_{N+1}, \quad (18a)$$

$$\dot{\chi}_i = A_i^T \chi_i + E y_{N+1}, \quad (18b)$$

$$\dot{\theta}_{N+1} = E^T \eta_i + a_{i,1} y_{N+1} + \chi_i^T F^T \theta, \quad (18c)$$

where $\chi_i \in \mathbb{R}^{2l-1}$ and $\eta_i \in \mathbb{R}^{2l-1}$ are filtered transformation vectors, A_i , B_i , E and F are defined in (11).

Let $\tilde{y}_i = \hat{y}_i - y_{N+1}$, $\tilde{\eta}_i = \hat{\eta}_i - \eta_i$, $\tilde{\chi}_i = \hat{\chi}_i - \chi_i$, $z_i = \sum_{j \in \bar{N}_i} (\hat{y}_j - \hat{y}_i)$ and $\tilde{\theta}_i = \hat{\theta}_i - \theta$, for $i = 1, \dots, N$. Then, based on (11) and (18), we can obtain:

$$\dot{\tilde{\eta}}_i = A_i \tilde{\eta}_i + B_i \tilde{y}_i, \quad (19a)$$

$$\dot{\tilde{\chi}}_i = A_i^T \tilde{\chi}_i + E \tilde{y}_i, \quad (19b)$$

$$\dot{\tilde{\theta}}_i = \kappa F \tilde{\chi}_i z_i, \quad (19c)$$

$$\dot{\tilde{y}}_i = E^T \tilde{\eta}_i + a_{i,1} \tilde{y}_i + \tilde{\chi}_i^T F^T \theta + \hat{\chi}_i^T F^T \tilde{\theta}_i + \mu z_i. \quad (19d)$$

Define $\tilde{y} = \text{col}(\tilde{y}_1, \dots, \tilde{y}_N)$ and $z = \text{col}(z_1, \dots, z_N)$. Then, we have the following relation:

$$z = -H\tilde{y}. \quad (20)$$

It can be shown that (19) can be written in the following compact form:

$$\dot{\tilde{\eta}} = A_d \tilde{\eta} + B_d \tilde{y} \quad (21a)$$

$$\dot{\tilde{\chi}} = A_d^T \tilde{\chi} + (I_N \otimes E) \tilde{y} \quad (21b)$$

$$\dot{\tilde{\theta}} = -\kappa (I_N \otimes F) \tilde{\chi}_d H \tilde{y} \quad (21c)$$

$$\dot{\tilde{y}} = (a_d - \mu H) \tilde{y} + (I_N \otimes E^T) \tilde{\eta} + \tilde{\chi}_d^T [\mathbb{1}_N \otimes (F^T \theta)] + \hat{\chi}_d^T (I_N \otimes F^T) \tilde{\theta} \quad (21d)$$

where $\mathbb{1}_N \in \mathbb{R}^N$ is the vector of all ones, and

$$A_d = \text{blkdiag}(A_1, \dots, A_N), B_d = \text{blkdiag}(B_1, \dots, B_N),$$

$$\tilde{\eta} = \text{col}(\tilde{\eta}_1, \dots, \tilde{\eta}_N), \tilde{\chi}_d = \text{blkdiag}(\tilde{\chi}_1, \dots, \tilde{\chi}_N),$$

$$\tilde{\theta} = \text{col}(\tilde{\theta}_1, \dots, \tilde{\theta}_N), \tilde{\chi}_d = \text{blkdiag}(\tilde{\chi}_1, \dots, \tilde{\chi}_N),$$

$$\tilde{\chi} = \text{col}(\tilde{\chi}_1, \dots, \tilde{\chi}_N), a_d = \text{blkdiag}(a_{1,1}, \dots, a_{N,1}).$$

We now ready to establish our main technical lemmas.

Lemma 1. Consider systems (1), (11), (18) and (21). For any $\hat{\eta}_i(0)$, $\hat{\chi}_i(0)$, $\hat{\theta}_i(0)$ and $\hat{y}(0)$, choose any $\kappa > 0$ and a constant μ satisfying (13). Then, for $i = 1, \dots, N$, $\hat{y}_i(t)$, $\hat{\eta}_i(t)$, $\hat{\chi}_i(t)$ and $\hat{\theta}_i(t)$ are bounded for all $t \geq 0$ and satisfy

$$\lim_{t \rightarrow \infty} \hat{\eta}_i(t) = 0 \quad (22)$$

$$\lim_{t \rightarrow \infty} \hat{\chi}_i(t) = 0 \quad (23)$$

$$\lim_{t \rightarrow \infty} \hat{y}_i(t) = 0 \quad (24)$$

$$\lim_{t \rightarrow \infty} \hat{\chi}_i^T(t) F^T \tilde{\theta}_i(t) = 0. \quad (25)$$

Proof. Since A_i is stable, for the positive numbers $\bar{\gamma}_1 \geq \gamma_{i,1}$ and $\bar{\gamma}_2 \geq \gamma_{i,2}$, where $\gamma_{i,1}$ and $\gamma_{i,2}$ are defined in (14), there always exist positive definite matrices $P_i \in \mathbb{R}^{(2l-1) \times (2l-1)}$ and $Q_i \in \mathbb{R}^{(2l-1) \times (2l-1)}$ satisfying the following Riccati inequalities

$$P_i A_i + A_i^T P_i + \frac{1}{\bar{\gamma}_1^2} P_i B_i B_i^T P_i + E E^T < 0, \quad (26a)$$

$$Q_i A_i^T + A_i Q_i + \frac{1}{\bar{\gamma}_2^2} Q_i E E^T Q_i + F^T F < 0. \quad (26b)$$

Consider the following Lyapunov function candidate for (21):

$$V = \tilde{y}^T H \tilde{y} + \tilde{\eta}^T P_d \tilde{\eta} + \tilde{\chi}^T Q_d \tilde{\chi} + \frac{1}{\kappa} \tilde{\theta}^T \tilde{\theta}, \quad (27)$$

where H is defined in Section II-A,

$$P_d = \text{blkdiag}(P_1, \dots, P_N) \text{ and } Q_d = \text{blkdiag}(Q_1, \dots, Q_N).$$

Differentiating (27) along the trajectory of (21) gives

$$\begin{aligned} \dot{V} &= 2\tilde{y}^T H \dot{\tilde{y}} + 2\tilde{\eta}^T P_d \dot{\tilde{\eta}} + 2\tilde{\chi}^T Q_d \dot{\tilde{\chi}} + \frac{2}{\kappa} \tilde{\theta}^T \dot{\tilde{\theta}} \\ &= 2\tilde{y}^T H \left[(I_N \otimes E^T) \tilde{\eta} + a_d \tilde{y} + \tilde{\chi}_d^T [\mathbb{1}_N \otimes (F^T \theta)] \right] \\ &\quad + \hat{\chi}_d^T (I_N \otimes F^T) \tilde{\theta} - \mu H \tilde{y} + 2\tilde{\eta}^T [P_d A_d \tilde{\eta} + P_d B_d \tilde{y}] \\ &\quad + 2\tilde{\chi}^T [Q_d A_d^T \tilde{\chi} + Q_d (I_N \otimes E) \tilde{y}] \end{aligned}$$

$$\begin{aligned}
& -2\tilde{\theta}^T (I_N \otimes F) \hat{\chi}_d H \tilde{y} \\
& = 2\tilde{y}^T H a_d \tilde{y} - 2\mu \tilde{y}^T H^2 \tilde{y} \\
& \quad + \tilde{\eta}^T (P_d A_d + A_d^T P_d) \tilde{\eta} + \tilde{\chi}^T (Q_d A_d^T + A_d Q_d) \tilde{\chi} \\
& \quad + 2\tilde{y}^T H (I_N \otimes E^T) \tilde{\eta} + 2\tilde{y}^T H \tilde{\chi}_d^T [\mathbf{1}_N \otimes (F^T \theta)] \\
& \quad + 2\tilde{\eta}^T P_d B_d \tilde{y} + 2\tilde{\chi}^T Q_d (I_N \otimes E) \tilde{y} \\
& \quad + 2\tilde{y}^T H \tilde{\chi}_d^T (I_N \otimes F^T) \tilde{\theta} - 2\tilde{\theta}^T (I_N \otimes F) \hat{\chi}_d H \tilde{y}. \quad (28)
\end{aligned}$$

It is easy to verify that

$$\tilde{y}^T H \hat{\chi}_d^T (I_N \otimes F^T) \tilde{\theta} = \tilde{\theta}^T (I_N \otimes F) \hat{\chi}_d H \tilde{y}. \quad (29)$$

Moreover, we have

$$\begin{aligned}
2\tilde{y}^T H \tilde{\chi}_d^T [\mathbf{1}_N \otimes (F^T \theta)] & \leq \|H \tilde{y}\|^2 \|\theta\|^2 + \|(I_N \otimes F) \tilde{\chi}\|^2, \\
2\tilde{y}^T H (I_N \otimes E^T) \tilde{\eta} & \leq \tilde{y}^T H^2 \tilde{y} + \tilde{\eta}^T (I_N \otimes E E^T) \tilde{\eta}, \quad (30)
\end{aligned}$$

where the fact

$$\begin{aligned}
\|\tilde{\chi}_d^T (\mathbf{1}_N \otimes (F^T \theta))\| & = \|(I_N \otimes \theta^T) (I_N \otimes F) \tilde{\chi}\| \\
& \leq \|\theta\| \|(I_N \otimes F) \tilde{\chi}\|
\end{aligned}$$

is used to obtain the first inequality.

From (29), and (30), we have

$$\begin{aligned}
\dot{V} & \leq 2\tilde{y}^T H a_d \tilde{y} - 2\mu \tilde{y}^T H^2 \tilde{y} + (1 + \|\theta\|^2) \tilde{y}^T H^2 \tilde{y} \\
& \quad + \sum_{i=1}^N \left[\tilde{\eta}_i^T (P_i A_i + A_i^T P_i) \tilde{\eta}_i + 2\tilde{\eta}_i^T P_i B_i \tilde{y}_i \right. \\
& \quad \left. + \tilde{\eta}_i^T E E^T \tilde{\eta}_i \right] + \sum_{i=1}^N \left[\tilde{\chi}_i^T (Q_i A_i^T + A_i Q_i) \tilde{\chi}_i \right. \\
& \quad \left. + 2\tilde{\chi}_i^T Q_i E \tilde{y}_i + \tilde{\chi}_i^T F^T F \tilde{\chi}_i \right]. \quad (31)
\end{aligned}$$

From (26), for $i = 1, \dots, N$, we have

$$\begin{aligned}
\tilde{\eta}_i^T (P_i A_i + A_i^T P_i) \tilde{\eta}_i + 2\tilde{\eta}_i^T P_i B_i \tilde{y}_i + \tilde{\eta}_i^T E E^T \tilde{\eta}_i & \leq \bar{\gamma}_1^2 \tilde{y}_i^T \tilde{y}_i, \\
\tilde{\chi}_i^T (Q_i A_i^T + A_i Q_i) \tilde{\chi}_i + 2\tilde{\chi}_i^T Q_i E \tilde{y}_i + \tilde{\chi}_i^T F^T F \tilde{\chi}_i & \leq \bar{\gamma}_2^2 \tilde{y}_i^T \tilde{y}_i.
\end{aligned}$$

Applying the above two inequalities to (31), we have

$$\begin{aligned}
\dot{V} & \leq 2\tilde{y}^T H a_d \tilde{y} + (1 + \|\theta\|^2 - 2\mu) \tilde{y}^T H^2 \tilde{y} + (\bar{\gamma}_1^2 + \bar{\gamma}_2^2) \tilde{y}^T \tilde{y} \\
& = \tilde{y}^T H \left[(1 + \|\theta\|^2 - 2\mu) I + (\bar{\gamma}_1^2 + \bar{\gamma}_2^2) H^{-2} \right] H \tilde{y} \\
& \quad + \tilde{y}^T H (a_d H^{-1} + H^{-1} a_d) H \tilde{y}. \quad (32)
\end{aligned}$$

Finally, since $\lambda_1 I \leq H$, from (13) and (32), we have

$$\begin{aligned}
\dot{V} & \leq \left[1 + \|\theta\|^2 - 2\mu + 2\bar{a} \lambda_1^{-1} + (\bar{\gamma}_1^2 + \bar{\gamma}_2^2) \lambda_1^{-2} \right] \tilde{y}^T H^2 \tilde{y} \\
& \leq 0, \quad (33)
\end{aligned}$$

where $\bar{a} = \max\{a_{1,1}, \dots, a_{N,1}\}$. Since V is positive definite and \dot{V} is negative semi-definite, V is bounded, which means \tilde{y} , $\tilde{\eta}$, $\tilde{\chi}$ and $\tilde{\theta}$ are all bounded. From (21), $\dot{\tilde{y}}$, $\dot{\tilde{\eta}}$, $\dot{\tilde{\chi}}$ and $\dot{\tilde{\theta}}$ are bounded, which implies that \dot{V} is bounded. According to Barbalat's lemma, $\lim_{t \rightarrow \infty} \dot{V}(t) = 0$, which implies (24). Thus, by (20), we have $\lim_{t \rightarrow \infty} z(t) = 0$, which together with (21c)

yields $\lim_{t \rightarrow \infty} \dot{\tilde{\theta}} = 0$. As both A_i^T and A_i are Hurwitz matrices, systems (19a) and (19b) are stable systems with a bounded input \tilde{y}_i . The input is bounded for all $t \geq 0$ and tends to zero as $t \rightarrow \infty$. We conclude that $\tilde{\chi}_i(t)$ and $\tilde{\eta}_i$ will decay to

zero as $t \rightarrow \infty$ from the input to state stability property, for $i = 1, \dots, N$. To show (25), differentiating $\dot{\tilde{y}}$ gives,

$$\begin{aligned}
\ddot{\tilde{y}} & = (I_N \otimes E^T) \dot{\tilde{\eta}} + a_d \dot{\tilde{y}} + \dot{\tilde{\chi}}_d^T [\mathbf{1}_N \otimes (F^T \theta)] - \mu H \dot{\tilde{y}} \\
& \quad + \dot{\tilde{\chi}}_d^T (I_N \otimes F^T) \tilde{\theta} + \dot{\tilde{\chi}}_d^T (I_N \otimes F^T) \dot{\tilde{\theta}}. \quad (34)
\end{aligned}$$

We have shown that $\dot{\tilde{\eta}}$, $\dot{\tilde{y}}$, $\dot{\tilde{\chi}}$, $\dot{\tilde{\chi}}$, $\dot{\tilde{\theta}}$, $\dot{\tilde{\chi}}$, and $\dot{\tilde{\theta}}$ are all bounded. Thus, $\ddot{\tilde{y}}$ is bounded. By using Barbalat's lemma again, we have $\lim_{t \rightarrow \infty} \dot{\tilde{y}}(t) = 0$, which together with (22), (23) and (24) implies

$$\lim_{t \rightarrow \infty} \dot{\tilde{\chi}}_d^T (I_N \otimes F^T) \tilde{\theta}(t) = 0.$$

Then, we have (25). \square

B. Parameter Estimation Error Analysis

Lemma 1 does not guarantee $\lim_{t \rightarrow \infty} \tilde{\theta}(t) = 0$. It is possible to make $\lim_{t \rightarrow \infty} \tilde{\theta}(t) = 0$ if the signal $F \hat{\chi}_i(t)$ is persistently exciting. We need the following result which is taken from Lemma 2.4 in [33].

Lemma 2. Consider a continuously differentiable function $g : [0, +\infty) \mapsto \mathbb{R}^n$ and a bounded piecewise continuous function $f : [0, +\infty) \mapsto \mathbb{R}^n$, which satisfy $\lim_{t \rightarrow \infty} g^T(t) f(t) = 0$. Then, $\lim_{t \rightarrow \infty} g(t) = 0$ holds under the following two conditions:

- (i) $\lim_{t \rightarrow \infty} \dot{g}(t) = 0$;
- (ii) $f(t)$ is persistently exciting.

Theorem 1. Consider systems (1), (11) and (18). For any $\hat{\eta}(0)$, $\hat{\chi}(0)$, $\hat{y}(0)$ and $\hat{\theta}(0)$, choose any $\kappa > 0$ and a constant μ satisfying (13). Then,

- (i) $F \hat{\chi}_i(t)$ is persistently exciting;
- (ii) $\lim_{t \rightarrow \infty} \theta(t) = 0$.

Proof. (i): For the system (18b), $A_i^T \in \mathbb{R}^{(2l-1) \times (2l-1)}$ is a Hurwitz matrix. It can be easily verified that (A_i^T, E) is in the controllable canonical form, and the input $y_{N+1}(t)$ is sufficiently rich of order $2l$, which is greater than $2l-1$. Using Theorem 2.7.2 in [32], we have $\chi_i(t)$ is persistently exciting. Since $F \in \mathbb{R}^{l \times (2l-1)}$ is a full row rank constant matrix with $\text{rank}(F) = l$, $F \chi_i(t)$ is persistently exciting according to Lemma 4.8.3 in [22] or Lemma 1 in [34]. From (23) in Lemma 1, we have

$$\lim_{t \rightarrow \infty} F (\hat{\chi}_i(t) - \chi_i(t)) = 0, \quad i = 1, \dots, N.$$

Then, by Lemma 3.2 in [29], $F \hat{\chi}_i(t)$ is persistently exciting for $i = 1, \dots, N$.

(ii): From (25) in Lemma 1, we have $\lim_{t \rightarrow \infty} \hat{\chi}_i^T(t) F^T \tilde{\theta}_i(t) = 0$, $i = 1, \dots, N$. Since $F \hat{\chi}_i(t)$ is persistently exciting and $\lim_{t \rightarrow \infty} \tilde{\theta}_i(t) = 0$ following from (21c), we have $\lim_{t \rightarrow \infty} \tilde{\theta}_i(t) = 0$ for $i = 1, \dots, N$, according to Lemma 2. \square

C. State Estimation Error Analysis

We now show that the estimation error between \hat{v}_i in (17a) and v in (3) tends to zero as $t \rightarrow \infty$. Let $\tilde{v}_i = \hat{v}_i - v$. Then, we have the following equations

$$\dot{\tilde{v}}_i = (M - L_i C) \tilde{v}_i + L_i \tilde{y}_i - \sum_{k=1}^l (\hat{\theta}_{i,k} E_{2k} \tilde{y}_i - \theta_k E_{2k} y_{N+1})$$

$$= (M - L_i C) \tilde{v}_i + L_i \tilde{y}_i - \sum_{k=1}^l (\tilde{\theta}_{i,k} E_{2k} \hat{y}_i + \theta_k E_{2k} \tilde{y}_i),$$

$$i = 1, \dots, N. \quad (35)$$

Lemma 3. Consider the systems (1), (11), (17), (18) and (35). For any $\hat{\eta}(0)$, $\hat{\chi}(0)$, $\hat{y}(0)$, $\hat{v}_i(0)$ and $\hat{\theta}(0)$, choose $\kappa > 0$ and a constant μ satisfying (13). Then,

$$\lim_{t \rightarrow \infty} \tilde{v}_i(t) = 0,$$

for $i = 1, \dots, N$.

Proof. By Lemma 1 and Theorem 1, both $\tilde{\theta}_i(t)$ and $\tilde{y}_i(t)$ converge to zero as $t \rightarrow \infty$, for $i = 1, \dots, N$. As $M - L_i C$ is a Hurwitz matrix, the system (35) could be viewed as a stable system with $\sum_{k=1}^l [\tilde{\theta}_{i,k} E_{2k} \hat{y}_i + \theta_k E_{2k} \tilde{y}_i]$ and $L_i \tilde{y}_i$ as the inputs. The inputs are bounded for all $t \geq 0$ and tend to zero as $t \rightarrow \infty$. We conclude that $\tilde{v}_i(t)$ will decay to zero as $t \rightarrow \infty$ from the input to state stability property, for $i = 1, \dots, N$. \square

D. Output Consensus Analysis

Motivated by the output regulation theory in [35, 36], the regulator equations associated with follower i in (2) and the leader system in (3) are defined by (15).

Let

$$f(v, \theta) = \text{col}(f_1(v, \theta), f_2(v, \theta), \dots, f_r(v, \theta)),$$

where $f_1(v, \theta)$, $f_2(v, \theta)$, \dots , $f_r(v, \theta)$ are defined in (15). In order to solve Problem 1, we perform the following coordinate transformation for the follower system (2):

$$\bar{x}_i = x_i - f(v, \theta),$$

where $\bar{x}_i = \text{col}(\bar{x}_{i,1}, \dots, \bar{x}_{i,r})$ for $i = 1, \dots, N$. Then, we can obtain the following error system

$$\dot{\bar{x}}_{i,s} = \bar{x}_{i,s+1}, \quad s = 1, \dots, r-1, \quad (36a)$$

$$\dot{\bar{x}}_{i,r} = u_i - f_{r+1}(v, \theta). \quad (36b)$$

Theorem 2. Consider systems (1), (2) and a digraph $\bar{\mathcal{G}}$. For any $\hat{\eta}(0)$, $\hat{\chi}(0)$, $\hat{\theta}(0)$, $\hat{y}(0)$, $\hat{v}_i(0)$, $x_i(0)$, $i = 1 \dots, N$, choose $\kappa > 0$ and a constant μ satisfying (13), Problem 1 is solved by the distributed adaptive observer (11) and the distributed control law (17).

Proof. Substituting (17b) into the error system (36b) yields the following system

$$\dot{\bar{x}}_i = \Phi \bar{x}_i + g_i(t), \quad i = 1, \dots, N, \quad (37)$$

where $D = \text{col}(0_{(r-1) \times 1}, 1)$,

$$\Phi = \left[\begin{array}{c|c} 0 & I_{r-1} \\ \hline -\alpha_1 & -\alpha_2, \dots, -\alpha_r \end{array} \right],$$

$$g_i(t) = D \sum_{s=1}^{r+1} \alpha_s \left(f_s(\hat{v}_i, \hat{\theta}_i) - f_s(v, \theta) \right).$$

For $i = 1, \dots, N$, we can rewrite $g_i(t)$ as

$$g_i(t) = D \sum_{s=1}^{r+1} \alpha_s \left(f_s(\tilde{v}_i + v, \tilde{\theta}_i + \theta) - f_s(v, \theta) \right) \quad (38)$$

By Lemma 1, Theorem 1 and Lemma 3, for any $\hat{\eta}(0)$, $\hat{\chi}(0)$, $\hat{v}(0)$, $\hat{y}(0)$ and $\hat{\theta}(0)$, since $\kappa > 0$ and μ satisfying (13), $\hat{v}(t)$ and $\hat{\theta}(t)$ are bounded for all $t \geq 0$ and satisfy

$$\lim_{t \rightarrow \infty} \tilde{v}_i(t) = 0, \quad \lim_{t \rightarrow \infty} \tilde{\theta}_i(t) = 0.$$

Thus, we have $\lim_{t \rightarrow \infty} g_i(t) = 0$, $i = 1, \dots, N$. As Φ is a Hurwitz matrix, the system (37) can be viewed as a stable system with $g_i(t)$ as the input. Since this input is bounded for all $t \geq 0$ and tends to zero as $t \rightarrow \infty$, we can conclude that $\lim_{t \rightarrow \infty} \bar{x}_i(t) = 0$ from the input to state stability property. For $i = 1, \dots, N$, $\lim_{t \rightarrow \infty} \bar{x}_i(t) = 0$ implies

$$\lim_{t \rightarrow \infty} \bar{x}_{i,1}(t) = 0.$$

Therefore, Problem 1 is solved. \square

V. SIMULATION

Consider a multi-agent system with five followers and one leader, where the underlying communication topology is shown in Fig. 2 with $\lambda_1 = 0.5188$.

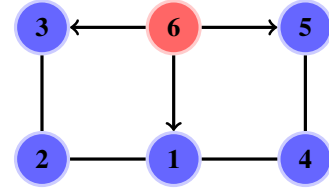


Fig. 2. Communication topology $\bar{\mathcal{G}}$

The output signal of the leader can be described by the following system

$$y_{N+1} = \varphi_1 \sin(\omega_1 t + \psi_1) + \varphi_2 \sin(\omega_2 t + \psi_2), \quad (39)$$

where ω_1 , ω_2 , φ_1 , φ_2 , ψ_1 and ψ_2 are arbitrary unknown real numbers with $\omega_1, \omega_2 \in (0, 1.5]$. Here $\theta_1 = \omega_1^2 + \omega_2^2$ and $\theta_2 = \omega_1^2 \omega_2^2$ according to (6). Thus, $\pi = 45.8789$ from (7).

The dynamics of the followers are given below:

$$\dot{x}_{i,1} = x_{i,2}, \quad \dot{x}_{i,2} = u_i,$$

$$y_i = x_{i,1}, \quad i = 1, \dots, 5. \quad (40)$$

Five agents choose the vectors $a_1 = \text{col}(2.5, 2.49, 1.49)$, $a_2 = \text{col}(2, 2, 1.5)$, $a_3 = \text{col}(2, 2.5, 1.2)$, $a_4 = \text{col}(2, 3, 2)$ and $a_5 = \text{col}(1.5, 2, 1)$ such that all the roots of the polynomial equation (12) have negative real parts, respectively. Then, we can calculate $\bar{a} = 2.5$, $\gamma_{1,1} = 2.7039$, $\gamma_{2,1} = 2.4526$, $\gamma_{3,1} = 2.3007$, $\gamma_{4,1} = 2.6303$, $\gamma_{5,1} = 2.1196$, $\gamma_{1,2} = 0.8037$, $\gamma_{2,2} = 1.2680$, $\gamma_{3,2} = 0.8333$, $\gamma_{4,2} = 0.9132$ and $\gamma_{5,2} = 1.3219$ from (14). Thus, we can choose $\gamma_1 = 2.7039$ and $\gamma_2 = 1.3219$. Hence, we have $\mu > 45.0857$ from (13). The distributed adaptive observer (11) can be designed with $\mu = 56$ and $\kappa = 500$. The distributed control law can be designed in the form of (17), where $\alpha_1 = 6$ and $\alpha_2 = 11$ are chosen such that all the roots of the polynomial equation (16) have negative real parts, $E_2 = \text{col}(0, 1, 0, 0)$ and $E_4 = \text{col}(0, 0, 0, 1)$, and $L_i = \text{col}(12, 54, 108, 81)$ such that $M - L_i C$ is a Hurwitz matrix, where M and C are defined in (4), $i = 1, \dots, 5$.

Simulation is conducted with the following initial conditions: $\hat{\chi}_i(0) = 0$, $\hat{\eta}_i(0) = 0$, $\hat{y}_i(0) = 0$, $x_i(0) = 0$, and $\hat{\theta}_i(0) = 0$, $i = 1, \dots, 5$. Fig. 3 shows the tracking errors $e_i(t) = y_i(t) - y_{N+1}(t)$ for $i = 1, \dots, 5$, which all converge to the origin as time $t \rightarrow \infty$. The unknown amplitudes and phases of y_{N+1} in (39) are $\varphi_1 = 5$, $\varphi_2 = 2$, $\psi_1 = 0$ and $\psi_2 = 0$.

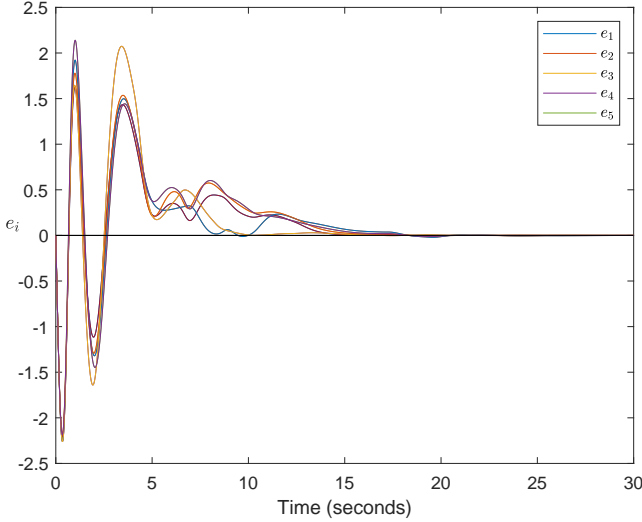


Fig. 3. Trajectories of $e_i(t)$, $i = 1, \dots, 5$

Fig. 4 shows the trajectories of $\|\hat{\theta}_i(t) - \theta\|$ of each agent. It shows that the proposed distributed observer can estimate the actual unknown parameters $\theta = \text{col}(3.25, 2.25)$ asymptotically. The distributed adaptive observer directly provides the

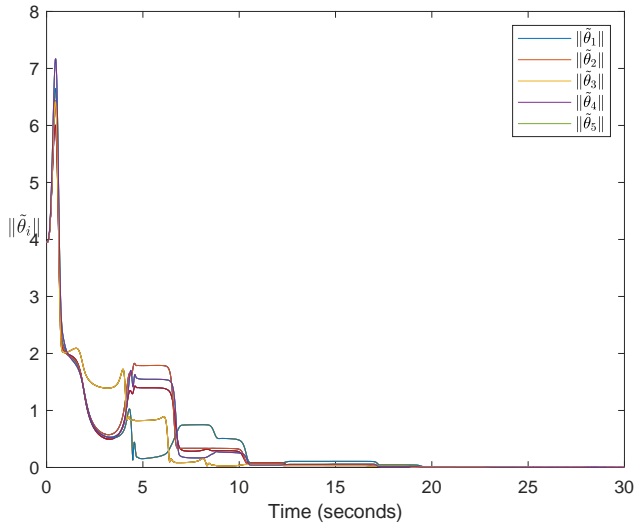


Fig. 4. Trajectories of $\|\hat{\theta}_i(t) - \theta\|$, $i = 1, \dots, 5$.

estimate of $\theta = \text{col}(\theta_1, \theta_2)$ which are related to the estimates of ω_1 and ω_2 through the following equations

$$\hat{\omega}_{1i,2i} = \sqrt{\frac{\hat{\theta}_{1i} \pm \sqrt{\hat{\theta}_{1i}^2 - 4\hat{\theta}_{2i}}}{2}}, \quad i = 1, \dots, 5. \quad (41)$$

Fig. 5 shows the trajectories of $\hat{\omega}_i(t)$, $i = 1, \dots, 5$, which, as expected, all converge to the actual unknown value of $\omega =$

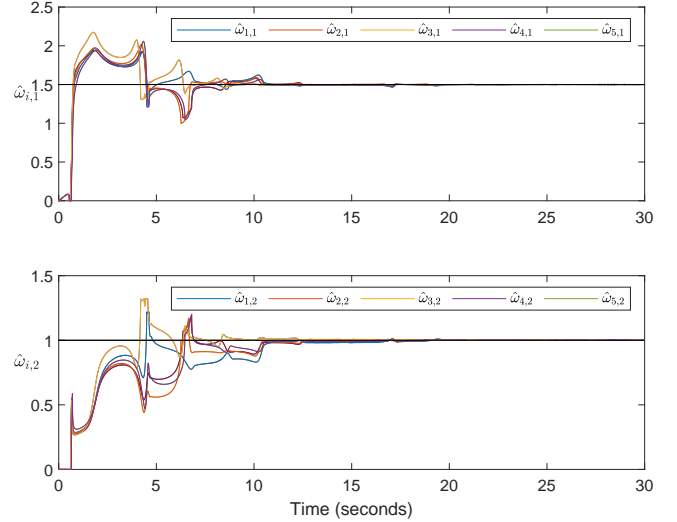


Fig. 5. Trajectories of $\hat{\omega}_i(t)$ with $\omega = \text{col}(1.5, 1)$, $i = 1, \dots, 5$.

$\text{col}(1.5, 1)$. As noted in Fig. 5, there are some time intervals where $\hat{\omega}_i(t) = 0$, for $i = 1, \dots, 5$. This is because constraints on θ through the reparameterization in (6) are not taken into account by the observer design in (11c). Hence, the calculation of $\hat{\omega}_i(t)$ using (41) may produce complex numbers. When this happens, $\hat{\omega}_i(t)$ is simply considered as 0.

VI. CONCLUSIONS

The leader-following consensus problem of a multi-agent system subject to an uncertain leader system has attracted great interest, and yet approaches for simultaneous parameter estimation and consensus are relatively few. This paper proposed a framework for designing distributed adaptive observers and distributed observer based controllers that ensure asymptotic consensus under unknown parameters of the leader. It was shown that the parameter estimation errors of all agents converge to zero asymptotically when the signal of the leader is sufficiently rich. Furthermore, computations of the bounds involved in the design of the distributed adaptive observer and controller were provided explicitly.

REFERENCES

- [1] A. Jadbabaie, J. Lin, and A. S. Morse, "Coordination of groups of mobile autonomous agents using nearest neighbor rules," *IEEE Trans. Autom. Control*, vol. 48, no. 6, pp. 988–1001, 2003.
- [2] R. Olfati-Saber, J. A. Fax, and R. M. Murray, "Consensus and cooperation in networked multi-agent systems," *Proceedings of the IEEE*, vol. 95, no. 1, pp. 215–233, 2007.
- [3] X. Liu, J. Lam, W. Yu, and G. Chen, "Finite-time consensus of multi-agent systems with a switching protocol," *IEEE Trans. Neural Netw. Learn. Syst.*, vol. 27, no. 4, pp. 853–862, 2016.
- [4] Y. Cao, W. Ren, and Z. Meng, "Decentralized finite-time sliding mode estimators and their applications in decentralized finite-time formation tracking," *Systems & Control Letters*, vol. 59, no. 9, pp. 522–529, 2010.

- [5] M. Cao, C. Yu, and B. D. Anderson, "Formation control using range-only measurements," *Automatica*, vol. 47, no. 4, pp. 776–781, 2011.
- [6] Y. Wang, Y. Song, and W. Ren, "Distributed adaptive finite-time approach for formation–containment control of networked nonlinear systems under directed topology," *IEEE Trans. Neural Netw. Learn. Syst.*, vol. 29, no. 7, pp. 3164–3175, 2017.
- [7] Z. Feng, G. Hu, and C. G. Cassandras, "Finite-time distributed convex optimization for continuous-time multi-agent systems with disturbance rejection," *IEEE Trans. Control Netw. Syst.*, vol. 7, no. 2, pp. 686–698, 2019.
- [8] P. Lin, W. Ren, C. Yang, and W. Gui, "Distributed optimization with nonconvex velocity constraints, nonuniform position constraints, and nonuniform stepsizes," *IEEE Trans. Autom. Control*, vol. 64, no. 6, pp. 2575–2582, 2018.
- [9] H. Cai and J. Huang, "The leader-following consensus for multiple uncertain Euler-Lagrange systems with an adaptive distributed observer," *IEEE Trans. Autom. Control*, vol. 61, no. 10, pp. 3152–3157, 2016.
- [10] F. Xiao and T. Chen, "Adaptive consensus in leader-following networks of heterogeneous linear systems," *IEEE Trans. Control Netw. Syst.*, vol. 5, no. 3, pp. 1169–1176, 2017.
- [11] Z. Chen, "Feedforward design for output synchronization of nonlinear heterogeneous systems with output communication," *Automatica*, vol. 104, pp. 126–133, 2019.
- [12] Y. Su and J. Huang, "Cooperative output regulation of linear multi-agent systems," *IEEE Trans. Autom. Control*, vol. 57, no. 4, pp. 1062–1066, 2011.
- [13] W. Yu, G. Chen, and M. Cao, "Distributed leader-follower flocking control for multi-agent dynamical systems with time-varying velocities," *Systems & Control Letters*, vol. 59, no. 9, pp. 543–552, 2010.
- [14] H. Modares, S. P. Nagesh Rao, G. A. D. Lopes, R. Babuška, and F. L. Lewis, "Optimal model-free output synchronization of heterogeneous systems using off-policy reinforcement learning," *Automatica*, vol. 71, pp. 334–341, 2016.
- [15] Y. Wu, R. Lu, P. Shi, H. Su, and Z. G. Wu, "Adaptive output synchronization of heterogeneous network with an uncertain leader," *Automatica*, vol. 76, pp. 183–192, 2017.
- [16] M. Lu and L. Liu, "Leader-following consensus of multiple uncertain Euler-Lagrange systems with unknown dynamic leader," *IEEE Trans. Autom. Control*, vol. 64, no. 10, pp. 4167–4173, 2019.
- [17] Y. Zhao, Z. Duan, G. Wen, and G. Chen, "Distributed finite-time tracking for a multi-agent system under a leader with bounded unknown acceleration," *Systems & Control Letters*, vol. 81, pp. 8–13, 2015.
- [18] J. J. E. Slotine, and W. Li, *Applied nonlinear control*, vol. 199, no. 1, Englewood Cliffs, NJ: Prentice hall, 1991.
- [19] E. Rimon and K. S. Narendra, "A new adaptive estimator for linear systems," *IEEE Trans. Autom. Control*, vol. 37, no. 3, pp. 410–412, 1992.
- [20] K. S. Narendra and P. Kudva, "Stable adaptive schemes for system identification and control-part i," *IEEE Trans. Syst. Man. Cybern.*, no. 6, pp. 542–551, 1974.
- [21] K. S. Narendra and P. Kudva, "Stable adaptive schemes for system identification and control-part ii," *IEEE Trans. Syst. Man. Cybern.*, no. 6, pp. 552–560, 1974.
- [22] P. A. Ioannou and J. Sun, *Robust adaptive control*, vol. 1. PTR Prentice-Hall Upper Saddle River, NJ, 1996.
- [23] V. Adetola, M. Guay, and D. Lehrer, "Adaptive estimation for a class of nonlinearly parameterized dynamical systems," *IEEE Trans. Autom. Control*, vol. 59, no. 10, pp. 2818–2824, 2014.
- [24] T. Jiang, D. Xu, T. Chen, and A. Sheng, "Parameter estimation of discrete-time sinusoidal signals: A nonlinear control approach," *Automatica*, vol. 109, p. 108510, 2019.
- [25] L. Hsu, R. Ortega, and G. Damm, "A globally convergent frequency estimator," *IEEE Trans. Autom. Control*, vol. 44, no. 4, pp. 698–713, 1999.
- [26] P. Li, F. Boem, G. Pin, and T. Parisini, "Kernel-based simultaneous parameter-state estimation for continuous-time systems," *IEEE Trans. Autom. Control*, vol. 65, no. 7, pp. 3053–3059, 2020.
- [27] J. Zhu, X. Lin, R. S. Blum, and Y. Gu, "Parameter estimation from quantized observations in multiplicative noise environments," *IEEE Trans. Signal Processing*, vol. 63, no. 15, pp. 4037–4050, 2015.
- [28] D. Carnevale and A. Astolfi, "Semi-global multi-frequency estimation in the presence of deadzone and saturation," *IEEE Trans. Autom. Control*, vol. 59, no. 7, pp. 1913–1918, 2013.
- [29] S. Wang and J. Huang, "Adaptive leader-following consensus for multiple Euler-Lagrange systems with an uncertain leader system," *IEEE Trans. Neural Netw. Learn. Syst.*, vol. 30, no. 7, pp. 2188–2196, 2019.
- [30] C. Godsil and G. F. Royle, *Algebraic graph theory*, vol. 207. Springer Science & Business Media, 2013.
- [31] R. Marino and P. Tomei, "Global estimation of n unknown frequencies," *IEEE Trans. Autom. Control*, vol. 47, no. 8, pp. 1324–1328, 2002.
- [32] S. Sastry and M. Bodson, *Adaptive control: stability, convergence and robustness*. Courier Corporation, 2011.
- [33] Z. Chen and J. Huang, "Stabilization and regulation of nonlinear systems," *Cham, Switzerland: Springer*, 2015.
- [34] K. S. Narendra and A. M. Annaswamy, "Persistent excitation in adaptive systems," *Int. J. Control*, vol. 45, no. 1, pp. 127–160, 1987.
- [35] A. Isidori and C. I. Byrnes, "Output regulation of nonlinear systems," *IEEE Trans. Autom. Control*, vol. 35, no. 2, pp. 131–140, 1990.
- [36] J. Huang, *Nonlinear output regulation: theory and applications*, vol. 8. Siam, 2004.