

DC Hall coefficient of the strongly correlated Hubbard model

Wen O. Wang,^{1,*} Jixun K. Ding,¹ Brian Moritz,² Edwin W. Huang,³ and Thomas P. Devereaux^{2,4,†}

¹*Department of Applied Physics, Stanford University, CA 94305, USA*

²*Stanford Institute for Materials and Energy Sciences,*

SLAC National Accelerator Laboratory, 2575 Sand Hill Road, Menlo Park, CA 94025, USA

³*Department of Physics and Institute of Condensed Matter Theory,*

University of Illinois at Urbana-Champaign, Urbana, IL 61801, USA

⁴*Department of Materials Science and Engineering, Stanford University, Stanford, CA 94305, USA*

(Dated: November 10, 2021)

The Hall coefficient is related to the effective carrier density and Fermi surface topology in non-interacting and weakly interacting systems. In strongly correlated systems, the relation between the Hall coefficient and single-particle properties is less clear. Clarifying this relation would give insight into the nature of transport in strongly correlated materials that lack well-formed quasiparticles. In this work, we investigate the DC Hall coefficient of the Hubbard model using determinant quantum Monte Carlo in conjunction with a recently developed expansion of magneto-transport coefficients in terms of thermodynamic susceptibilities. At leading order in the expansion, we observe a change of sign in the Hall coefficient as a function of temperature and interaction strength, which we relate to a change in the topology of the apparent Fermi surface. We also combine our Hall coefficient results with optical conductivity values to evaluate the Hall angle, as well as effective mobility and effective mass based on Drude theory of metals.

* wenwang.physics@gmail.com

† tpd@stanford.edu

INTRODUCTION

The Hall coefficient R_H reveals properties of band structure and effective carrier density in weakly interacting systems, determined by the shape of the Fermi surface and the angular dependence of the quasiparticle relaxation time [1, 2]. For strongly correlated materials, it may less directly correspond to the topology of the Fermi surface, since they generally lack well-formed quasiparticles. Such materials exhibit unusual behaviors incompatible with the quasiparticle picture. Cuprates display large, T -linear resistivity [3, 4], known as strange metallicity. In some materials, magnetoresistance also shows unusual linear T -dependence [5–7]. Recent experiments have shown that the Hall number may be related closely to the strange metallicity [8].

R_H of high- T_c cuprates has strong temperature and doping dependence, in contrast to what is expected for free electrons. Underdoped cuprates have positive R_H with complicated temperature dependence [9]. As doping increases, R_H decreases and becomes T -independent at high temperature [10]. In the heavily overdoped regime, R_H experiences a sign change and becomes negative around $p = 0.3$ [11, 12], in agreement with the doping dependent shape of the Fermi surface reported from angle-resolved photoemission spectroscopy (ARPES) [13, 14]. The doping dependence of R_H has been studied in several experiments [8, 15–17], and different theoretical models also have been established in order to explain this anomalous doping dependence of R_H [18–22]. Finally, at low temperatures in the cuprates the cotangent of the Hall angle, $\cot(\theta_H)$, simply has quadratic temperature dependence [10, 23, 24].

Hubbard model calculations have revealed properties similar to those of high- T_c cuprates, including T -linear resistivity in the strange metal phase [25]. Quantum Monte Carlo (QMC) simulations on the Hubbard model show similar generic nature of the quasiparticle dispersion relation observed in some hole-doped cuprates, and demonstrate it to be mostly determined by the strong Coulomb repulsion, reflecting many-body correlations, rather than a simply one-electron band structure [26]. Including a next-nearest neighbouring hopping $t' = -0.15$ for the Hubbard model ($U = 8t$), they find the Fermi surface changes from a large hole-pocket centered at (π, π) to an electron-pocket around $(0, 0)$ at 30% doping. This implies the shape of the Fermi surface numerically measured in this model is in agreement with the observed doping dependence of R_H in LSCO [11, 12], if one assumes R_H is simply determined by the curvature of the Fermi surface. A change from a hole-like Fermi surface to an electron-like Fermi surface from low doping to high doping also has been observed for the Hubbard model with only nearest-neighbor hopping ($t' = 0$) and strong interactions by other QMC simulations [27], Dynamical cluster approximation (DCA) [28] techniques and a self-consistent projection operator method (SCPM) [29]. Thus, we are motivated to calculate R_H in the Hubbard model to further investigate transport properties within the strange metal phase of cuprates. Numerical calculations

of R_H have been attempted for a number of models and with various algorithms, such as the 2D Hubbard model in the high frequency limit [30] and t - J model with exact diagonalization [31]. In Ref. [32], it was demonstrated that R_H in a doped Mott insulator must change sign at $p < 1/3$. R_H at high temperature and high frequency has been examined in the t - J model [33], where they focused on the high frequency limit rather than the DC limit, because of the assumption that high-frequency R_H^* is instantaneous, and thus closer to the semiclassical expression $1/n^* e$. However, in the Hubbard model the DC limit has been less well studied, especially using numerical techniques.

In this work, we calculate the DC Hall coefficient using an expansion that expresses magneto-transport coefficients in terms of a sum of thermodynamic susceptibilities [34, 35], avoiding challenges in numerical analytic continuation for obtaining DC transport properties. We use the unbiased and numerically exact determinant quantum Monte Carlo (DQMC) algorithm [36, 37] to calculate the leading order term of the expansion of R_H from Ref. [34]. We find strong temperature and doping dependence of R_H in a parameter regime with strong interactions and no coherent quasiparticles, and show a good correspondence between the sign of the Hall coefficient and the shape of a quasi-Fermi surface.

RESULTS

Hall Coefficient

In Fig. 1, at half filling, particle-hole symmetry of the Hubbard Hamiltonian gives rise to a zero Hall coefficient for all values of U as expected. As the system is doped away from half filling and the particle-hole symmetry is broken, R_H becomes nonzero and temperature dependent. When U is small, the system is expected to be weakly interacting, and the sign and magnitude of R_H is simply determined by the Fermi surface. Indeed, we see that for U in the range between $4t$ and $8t$ in Fig. 1, R_H has weak temperature dependence and is negative for all hole doping levels, corresponding to a well defined electron-like Fermi surface. For these same U values in Fig. 2, R_H has a nearly linear doping dependence, consistent with the quasiparticle picture and Fig. 2 in Ref. [35]. With strong Coulomb interactions $U = 12t$ and $16t$, we have $T \ll U$, and R_H becomes strongly temperature dependent and can be positive.

Single-particle properties

To explore the connection between the Hall coefficient and quasi-Fermi surface in strongly interacting systems, we investigate the spectral weight around $\omega = 0$. $G(\mathbf{k}, \tau = \beta/2)\beta$, as a proxy for $A(\mathbf{k}, \omega = 0)$ (see the "Methods" section),

within the first Brillouin zone as shown in Figs. 3a-h. For weak interactions, the peak of $G(\mathbf{k}, \tau = \beta/2)\beta$ in momentum space marks the position of the Fermi surface. For fixed hole doping, as the interaction gets stronger and opens a large Mott gap above the Fermi energy, R_H becomes positive and the peak of $G(\mathbf{k}, \tau = \beta/2)\beta$ moves toward the (π, π) point and the dashed lines, which mark the Fermi surface position predicted under the Hubbard-I approximation [27, 38]. As U becomes stronger, the Fermi surface changes from closed (a pocket centered at Γ point) to open (a pocket centered at M point). This evolution is shown for doping $p = 0.05$ ($n = 0.95$) and $p = 0.1$ ($n = 0.9$). Meanwhile, the spectral peak becomes broader, signaling that the Fermi surface becomes less well-defined as interaction strength increases. However, we could still see a clear connection between R_H and the spectral weight, even without a well-defined Fermi surface or well-formed quasiparticles. When the Fermi pocket changes from electron-like to hole-like, the sign of R_H changes from negative to positive [c.f. Fig. 1]. For fixed Hubbard U , as doping level increases, the Fermi surface unsurprisingly moves back to $(0, 0)$ to enclose an electron pocket, as R_H decreases, returning to quasiparticle behavior. Within the low doping regime, the hole-like Fermi surface violates the Luttinger theorem, which is in agreement with other numerical results on the Hubbard model [27-29, 39, 40]. The peak of $G(\mathbf{k}, \tau = \beta/2)\beta$ becomes better defined going away from the Mott insulator, either by doping or decreasing U . The evolution of the Fermi pocket is similar to ARPES experiments [13, 14]. We also notice that for strong interactions as temperature decreases from $T = 2t$ to $T \sim t/3$, we see that the peak of $G(\mathbf{k}, \tau = \beta/2)\beta$ moves from close to $(0, 0)$ out towards (π, π) , and then moves slightly back towards $(0, 0)$, which can correspond to the two sign changes of R_H as a function of temperature in Fig. 1. We can see similar $A(\mathbf{k}, \omega)$ peak position changes in momentum space with temperature in a DMFT study [41], and DQMC method accounts for momentum dependent self-energy effects. Examples of $A(\mathbf{k}, \omega)$ obtained from maximum entropy analytic continuation are shown in Fig. 3i. Compared with Fig. 3d, as we move along the Γ - X - M momentum curve, the location of the spectral weight peak crosses $\omega = 0$ between X and M , indicating that our proxy $G(\mathbf{k}, \beta/2)$ properly represents the behavior of the spectral weight and that the Fermi pocket is hole-like. Figs. 3j-k show the electron pocket for both $U/t = 8$ and $U/t = 16$ at large hole-doping above 0.3. The Fermi surface positions are similar, and the spectral weight peaks are sharp, meaning that the coherence of $A(\mathbf{k}, \omega)$ with large doping is more consistent with a quasiparticle picture. In contrast to $n = 0.95$, at $n = 0.6$ the apparent Fermi surface closely follows the non-interacting Fermi surface and is minimally affected by increasing interaction strength.

Hall Angle, Mobility and Mass

For completeness, we also calculate the Hall angle $\cot(\theta_H)$ and effective mass m using R_H and $\sigma_{xx}(\omega)$ (see the "Methods" section), as shown in Fig. 4. We observe a T^2 temperature dependence in $\cot(\theta_H)$ when temperature is low compared with the band width for most doping up to $n = 0.9$ for $U/t = 4$ and for temperatures higher than $\frac{1}{3.5}t$ for $U/t = 8$, similar to what has been observed for LSCO [10, 11, 42] and other cuprates [43]. For $U/t = 8$, the large error bars at the lowest temperature arise from a severe fermion sign problem [44] which limits the accessible temperatures. The upturn in $\cot(\theta_H)$ as temperature decreases for $U = 4, n = 0.95$ at the lowest temperatures, probably results from anisotropy around the Fermi surface playing a much more significant role, considering it is relatively close to half filling [45]. When U is strong ($U/t = 8$ in Fig. 4c) and doping is small, $\cot(\theta_H)$ shows a peak around $T \sim t$ (the ratio exceeds 1.0). Comparing this peak with the smooth $\cot(\theta_H)$ curve when $U/t = 4$, we see again an indication that the Coulomb interaction strongly affects the temperature dependence of transport properties when $T \ll U$. The effective mass increases slightly as the temperature increases. We observe that a stronger interaction leads to a heavier effective mass. The mass approaches the mass of a free electron $m_e = \frac{1}{2t}$ at large doping and as the temperature tends to 0, returning to a normal metal with well-defined quasiparticles as one would expect.

DISCUSSION

In our results, we observe that when U is large and doping is small, R_H in the Hubbard model exhibits complicated temperature and doping dependence. Along with T -linear resistivity in the Hubbard model [25], both phenomena suggest that strongly correlated electrons shouldn't simply behave like coherent quasiparticles moving in a static band structure. However, we also observe a correspondence between R_H and the topology of the Fermi surface, revealed by the proxy $G(\mathbf{k}, \beta/2)\beta$. This is rather surprising, as the correspondence between R_H and Fermi surface topology is usually understood only in the quasiparticle picture for weakly interacting systems. Here, we have found this correspondence is still well established even when strong correlations are present and the Fermi surface itself becomes ill-defined.

The features of R_H are obtained from the single-band Hubbard model, using the unbiased and numerically exact DQMC algorithm. They directly show contributions to the Hall effect from the on-site Coulomb interaction and an effective t' , pushing R_H to change sign and show strong temperature dependence and complicated doping dependence. Comparing our R_H to that of cuprates [10, 11] at high temperatures, such as LSCO, R_H usually changes sign around

30% hole doping. Underdoped cuprates at low temperature have complicated temperature dependence and almost unbounded Hall coefficient towards half filling. Their low temperature behavior is affected jointly by the on-site Coulomb interaction and next nearest neighbour (NNN) hopping, as well as other experimental factors. However, our simulation corresponds to relatively high temperatures in LSCO experiments, before which unbounded R_H has already dropped down to the scale $\sim 10^{-3} \text{cm}^3 \text{C}^{-1}$. Nevertheless, around the point at which the sign changes, the order of magnitude of the ratio $\delta R_H / \delta p$ in our R_H data in the Hubbard model is comparable to that of LSCO [10–12] at high temperatures. Furthermore, here we have only focused on the single-band Hubbard model with only nearest-neighbor hopping. The next-nearest-neighbor hopping can also deform the Fermi surface [46] and affect R_H . Thus far, we have only implemented the lowest order term of the effective expansion from Ref. [34]. Correction terms involve tens of thousands of Wick contractions and are not feasible to simulate given current computational capacity. However, our results regarding sign changes using the leading order term are consistent with various other methods, including coupling the Hamiltonian to an external magnetic field (Ding, J. K. et al. Manuscript in preparation).

METHODS

Hall Coefficient

We calculate the Hall coefficient R_H in the doped Hubbard Model on a 2D square lattice with periodic boundary conditions, defined by the Hamiltonian

$$H = -t \sum_{\langle jk \rangle, \sigma} c_{j, \sigma}^\dagger c_{k, \sigma} e^{i \int_j^k e \mathbf{A}(\mathbf{r}) d\mathbf{r}} - \mu \sum_{j, \sigma} n_{j, \sigma} + U \sum_j n_{j, \uparrow} n_{j, \downarrow} \quad (1)$$

where t is nearest-neighbor hopping energy, μ is chemical potential and U is the Coulomb interaction. $c_{j, \sigma}^\dagger$ stands for the creation operator for an electron on site j with spin σ . $n_{j, \sigma} \equiv c_{j, \sigma}^\dagger c_{j, \sigma}$ is the number operator. $\theta_{jk} = \int_j^k e \mathbf{A}(\mathbf{r}) d\mathbf{r}$ is the Peierls phase factor. For a perpendicular field $\mathbf{B} = B \hat{z}$, we choose the vector potential $\mathbf{A} = -\alpha B y \hat{x} + (1 - \alpha) B x \hat{y}$, with α associated with an arbitrary gauge choice.

The DC Hall coefficient R_H [34, 35] is expressed as

$$\begin{aligned} R_H^{(0)} = & -\text{Im} \frac{e^2 t^2 / V}{(\int_0^\beta d\tau \langle j_x(\tau) j_x \rangle / V)^2} \int_0^\beta d\tau [-(1 - \alpha) \times \\ & \langle j_y(\tau) \sum_{k, \sigma} (c_{k+\delta \hat{x}, \sigma}^\dagger c_{k+\delta \hat{y}, \sigma} + c_{k, \sigma}^\dagger c_{k+\delta \hat{x}+\delta \hat{y}, \sigma} - \text{h.c.}) \rangle \\ & + \alpha \langle j_x(\tau) \sum_{k, \sigma} (c_{k+\delta \hat{x}+\delta \hat{y}, \sigma}^\dagger c_{k, \sigma} + c_{k+\delta \hat{x}, \sigma}^\dagger c_{k+\delta \hat{y}, \sigma} - \text{h.c.}) \rangle] \quad (2) \end{aligned}$$

where j_x and j_y are current operators along x and y directions. For example, $j_x = -iet \sum_{k,\sigma} (c_{k+\delta\hat{x},\sigma}^\dagger c_{k,\sigma} - \text{h.c.})$. By C_4 rotational symmetry, we notice that the magnitude of the term after $1 - \alpha$ is equal to the term after α , leaving the expression independent of α and gauge invariant.

We use DQMC to calculate the susceptibilities in Eq. (2) to obtain $R_H^{(0)}$ (shown in Figs. 1, 2). We measure both unequal time correlators in Eq. (2) and combine them by selecting $\alpha = 0.5$, as in Refs. [34, 35]. Due to the fermion sign problem, a large number of measurements is required to cope with the small sign, which limits the temperatures we can access. Nevertheless, we can access temperatures below the spin exchange energy $J = 4t^2/U$ reliably for all doping levels. The finite size effect is minimal in our results (Supplementary Fig. 1).

Limitations of our method for evaluating R_H include: (1) The fermion sign problem, which constrains our ability to access lower temperatures. (2) Correction terms of the effective expansion involve a proliferation of Wick contractions and are not implemented given current computational capacity. (3) The next-nearest-neighbour hopping has not been taken into account.

Single-Particle Properties

The spectral function $A(\mathbf{k}, \omega)$ on all frequencies can be computed by adopting standard maximum entropy analytic continuation [47, 48]. Starting from the imaginary time Green's function data $G(\mathbf{k}, \tau) = \langle c(\mathbf{k}, \tau) c^\dagger(\mathbf{k}, 0) \rangle$, we invert the relation

$$G(\mathbf{k}, \tau) = \int_{-\infty}^{\infty} d\omega \frac{e^{-\tau\omega}}{1 + e^{-\beta\omega}} A(\mathbf{k}, \omega). \quad (3)$$

We also calculate a proxy for $A(\mathbf{k}, \omega = 0)$, showing the position of the Fermi surface without the need for analytic continuation. $A(\mathbf{k}, \omega = 0)$ can be approximately calculated directly as $G(\mathbf{k}, \tau = \beta/2)\beta$ (Fig. 3), since $\tau = \beta/2$ contains the largest weight of $A(\mathbf{k}, \omega) = -\frac{1}{\pi} \text{Im} G(\mathbf{k}, \omega)$ near $\omega = 0$. We see this from the relation

$$G(\mathbf{k}, \tau = \beta/2) = \langle c_{\mathbf{k}}(\tau = \beta/2) c_{\mathbf{k}}^\dagger \rangle = - \int \frac{d\omega}{\pi} \frac{1}{2 \cosh(\beta\omega/2)} \text{Im} G(\mathbf{k}, \omega).$$

Hall Angle and Mass

The Hall angle θ_H is defined by $\cot \theta_H = \sigma_{xx}/\sigma_{xy}$. So from $R_H \Big|_{B=0} = \sigma_{xy}/\sigma_{xx}^2 B \Big|_{B=0}$ and DC optical conductivity σ_{xx} , we can evaluate the Hall angle with

$$\cot(\theta_H) B \Big|_{B=0} = \frac{1}{R_H \sigma_{xx}} \Big|_{B=0}. \quad (4)$$

Under the assumption of a single quasiparticle Fermi pocket, we can use the Drude theory of metals to write $R_H = 1/(n^* e)$ and $\sigma_{xx} = n^* e \mu$, where μ is the effective mobility with a convention that n^* is negative for electrons and positive for holes, so that mobility is simply

$$\mu = \sigma_{xx} \times R_H \quad (5)$$

which itself is related to the Hall angle by $\cot(\theta_H)B|_{B=0} = 1/\mu$. The optical conductivity $\sigma_{xx}(\omega)$ of the Hubbard Model has been investigated already with DQMC and maximum entropy analytic continuation [25], whose methods we adapt here. With relaxation time τ obtained from the inverse width of the Drude peak of $\sigma_{xx}(\omega)$, the effective mass of carriers (Figs. 4e-h) could be evaluated under Drude theory using $\sigma_{xx} = -\frac{n^* e^2 \tau}{m}$. Thus we have the expression

$$m = -\frac{\tau e}{R_H \sigma_{xx}}. \quad (6)$$

There are different ways to determine the relaxation time τ (or frequency ω_τ) from $\sigma_{xx}(\omega)$. Here we choose the frequency ω_τ where $\sigma_{xx}(\omega_\tau) = \sigma_{xx}(\omega = 0)/2$. A special point in Fig. 4g is $U/t = 8, n = 0.95, T/t = 1$. For these parameters, $\sigma_{xx}(\omega)$ has a significant high frequency peak centered around $\omega \sim U$, so the Drude peak does not decay to half of its zero frequency value before increasing again [25]. For these parameters, we select ω_τ as the local minimum of $\sigma_{xx}(\omega)$ between the zero frequency Drude peak and the high-frequency peak at around $\omega \sim U$, where the ratio at the minimum is $\sigma_{xx}(\omega_\tau)/\sigma_{xx}(\omega = 0) = 0.655$. We also can fit the frequency dependence of $\sigma_{xx}(\omega)$ to a zero frequency Lorentzian and a high-frequency Lorentzian or Gaussian, which yield $1.04\tau_0$ (Lorentzian) and $0.91\tau_0$ (Gaussian), where τ_0 is the value obtained from the local minimum method. Using these different methods only changes the effective mass result slightly, but does not affect the features in Figs. 4e-h.

ERROR ANALYSIS

For our Hall coefficient results, we use jackknife resampling to calculate standard errors. Error bars represent 1 standard error. Error bars for measurements involving $\sigma_{xx}(\omega)$ represent random sampling errors, determined by bootstrap resampling standard deviation [25]. Error bars represent 1 bootstrap standard error.

DATA AVAILABILITY

Data supporting this manuscript are stored on the Sherlock cluster at Stanford University and are available from the corresponding author upon request.

CODE AVAILABILITY

Source code for the simulations can be found at <https://doi.org/10.5281/zenodo.3923215>.

ACKNOWLEDGEMENTS

We acknowledge helpful discussions with A. Auerbach, I. Khait, D. Scalapino, E. Berg, Y. Schattner, S. Kivelson and X.X. Huang. *Funding:* This work was supported by the U.S. Department of Energy (DOE), Office of Basic Energy Sciences, Division of Materials Sciences and Engineering. EWH was supported by the Gordon and Betty Moore Foundation EPiQS Initiative through the grant GBMF 4305. Computational work was performed on the Sherlock cluster at Stanford University and on resources of the National Energy Research Scientific Computing Center, supported by the U.S. DOE under Contract no. DE-AC02-05CH11231.

AUTHOR CONTRIBUTIONS

WOW performed numerical simulations and analyzed data. EWH and TPD conceived the project. All authors assisted in data interpretation and contributed to writing the manuscript.

COMPETING INTERESTS

The authors declare no competing interest.

-
- [1] Ashcroft, N. & Mermin, N. *Solid State Physics* (New York: Holt, Rinehart and Winston, 1976).
 - [2] Ong, N. P. Geometric interpretation of the weak-field Hall conductivity in two-dimensional metals with arbitrary Fermi surface. *Phys. Rev. B* **43**, 193–201 (1991).
 - [3] Gurvitch, M. & Fiory, A. T. Resistivity of $\text{La}_{1.825}\text{Sr}_{0.175}\text{CuO}_4$ and $\text{YBa}_2\text{Cu}_3\text{O}_7$ to 1100 K: Absence of saturation and its implications. *Phys. Rev. Lett.* **59**, 1337–1340 (1987).
 - [4] Ando, Y., Komiya, S., Segawa, K., Ono, S. & Kurita, Y. Electronic phase diagram of high- T_c cuprate superconductors from a mapping of the in-plane resistivity curvature. *Phys. Rev. Lett.* **93**, 267001 (2004).
 - [5] Khouri, T. *et al.* Linear magnetoresistance in a quasifree two-dimensional electron gas in an ultrahigh mobility GaAs quantum well. *Phys. Rev. Lett.* **117**, 256601 (2016).

- [6] Feng, Y. *et al.* Linear magnetoresistance in the low-field limit in density-wave materials. *Proceedings of the National Academy of Sciences* **116**, 11201–11206 (2019).
- [7] Giraldo-Gallo, P. *et al.* Scale-invariant magnetoresistance in a cuprate superconductor. *Science* **361**, 479–481 (2018).
- [8] Putzke, C. *et al.* Reduced Hall carrier density in the overdoped strange metal regime of cuprate superconductors. <https://arxiv.org/abs/1909.08102> (2019).
- [9] Ono, S., Komiya, S. & Ando, Y. Strong charge fluctuations manifested in the high-temperature Hall coefficient of high- T_c cuprates. *Phys. Rev. B* **75**, 024515 (2007).
- [10] Ando, Y., Kurita, Y., Komiya, S., Ono, S. & Segawa, K. Evolution of the Hall coefficient and the peculiar electronic structure of the cuprate superconductors. *Phys. Rev. Lett.* **92**, 197001 (2004).
- [11] Hwang, H. Y. *et al.* Scaling of the temperature dependent Hall effect in $\text{La}_{2-x}\text{Sr}_x\text{CuO}_4$. *Phys. Rev. Lett.* **72**, 2636–2639 (1994).
- [12] Tsukada, I. & Ono, S. Negative Hall coefficients of heavily overdoped $\text{La}_{2-x}\text{Sr}_x\text{CuO}_4$. *Phys. Rev. B* **74**, 134508 (2006).
- [13] Ino, A. *et al.* Doping-dependent evolution of the electronic structure of $\text{La}_{2-x}\text{Sr}_x\text{CuO}_4$ in the superconducting and metallic phases. *Phys. Rev. B* **65**, 094504 (2002).
- [14] Damascelli, A., Hussain, Z. & Shen, Z.-X. Angle-resolved photoemission studies of the cuprate superconductors. *Rev. Mod. Phys.* **75**, 473–541 (2003).
- [15] Badoux, S. *et al.* Change of carrier density at the pseudogap critical point of a cuprate superconductor. *Nature* **531**, 210–214 (2016).
- [16] Balakirev, F. F. *et al.* Signature of optimal doping in Hall-effect measurements on a high-temperature superconductor. *Nature* **424**, 912–915 (2003).
- [17] Collignon, C. *et al.* Fermi-surface transformation across the pseudogap critical point of the cuprate superconductor $\text{La}_{1.6-x}\text{Nd}_{0.4}\text{Sr}_x\text{CuO}_4$. *Phys. Rev. B* **95**, 224517 (2017).
- [18] Verret, S., Simard, O., Charlebois, M., Sénéchal, D. & Tremblay, A.-M. S. Phenomenological theories of the low-temperature pseudogap: Hall number, specific heat, and Seebeck coefficient. *Phys. Rev. B* **96**, 125139 (2017).
- [19] Storey, J. G. Hall effect and Fermi surface reconstruction via electron pockets in the high- T_c cuprates. *EPL* **113**, 27003 (2016).
- [20] Eberlein, A., Metzner, W., Sachdev, S. & Yamase, H. Fermi surface reconstruction and drop in the Hall number due to spiral antiferromagnetism in high- T_c cuprates. *Phys. Rev. Lett.* **117**, 187001 (2016).
- [21] Yang, K.-Y., Rice, T. M. & Zhang, F.-C. Phenomenological theory of the pseudogap state. *Phys. Rev. B* **73**, 174501 (2006).
- [22] Charlebois, M. *et al.* Hall effect in cuprates with an incommensurate collinear spin-density wave. *Phys. Rev. B* **96**, 205132 (2017).

- [23] Chien, T. R., Wang, Z. Z. & Ong, N. P. Effect of Zn impurities on the normal-state Hall angle in single-crystal $\text{YBa}_2\text{Cu}_{3-x}\text{Zn}_x\text{O}_{7-\delta}$. *Phys. Rev. Lett.* **67**, 2088–2091 (1991).
- [24] Grayson, M., Rigal, L. B., Schmadel, D. C., Drew, H. D. & Kung, P.-J. Spectral measurement of the Hall angle response in normal state cuprate superconductors. *Phys. Rev. Lett.* **89**, 037003 (2002).
- [25] Huang, E. W., Sheppard, R., Moritz, B. & Devereaux, T. P. Strange metallicity in the doped Hubbard model. *Science* **366**, 987–990 (2019).
- [26] Bulut, N., Scalapino, D. & White, S. Quasiparticle dispersion in the cuprate superconductors and the two-dimensional Hubbard model. *Phys. Rev. B* **50**, 7215–7218 (1994).
- [27] Gröber, C., Eder, R. & Hanke, W. Anomalous low-doping phase of the Hubbard model. *Phys. Rev. B* **62**, 4336–4352 (2000).
- [28] Maier, T. A., Pruschke, T. & Jarrell, M. Angle-resolved photoemission spectra of the Hubbard model. *Phys. Rev. B* **66**, 075102 (2002).
- [29] Kakehashi, Y. & Fulde, P. Marginal Fermi liquid theory in the Hubbard model. *Phys. Rev. Lett.* **94**, 156401 (2005).
- [30] Assaad, F. F. & Imada, M. Hall coefficient for the two-dimensional Hubbard model. *Phys. Rev. Lett.* **74**, 3868–3871 (1995).
- [31] Veberič, D. & Prelovšek, P. Temperature dependence of the Hall response in doped antiferromagnets. *Phys. Rev. B* **66**, 020408 (2002).
- [32] Stanescu, T. D. & Phillips, P. The full mottness. <https://arxiv.org/abs/cond-mat/0301254> (2003).
- [33] Shastry, B. S., Shraiman, B. I. & Singh, R. R. Faraday rotation and the Hall constant in strongly correlated Fermi systems. *Phys. Rev. Lett.* **70**, 2004 (1993).
- [34] Auerbach, A. Hall number of strongly correlated metals. *Phys. Rev. Lett.* **121**, 066601 (2018).
- [35] Auerbach, A. Equilibrium formulae for transverse magnetotransport of strongly correlated metals. *Phys. Rev. B* **99**, 115115 (2019).
- [36] Blankenbecler, R., Scalapino, D. J. & Sugar, R. L. Monte Carlo calculations of coupled boson-fermion systems. I. *Phys. Rev. D* **24**, 2278–2286 (1981).
- [37] White, S. R. *et al.* Numerical study of the two-dimensional Hubbard model. *Phys. Rev. B* **40**, 506–516 (1989).
- [38] Hubbard, J. Electron correlations in narrow energy bands. *Proc. R. Soc. Lond. A* **276**, 238–257 (1963).
- [39] Sen, S., Wong, P. J. & Mitchell, A. K. The Mott transition as a topological phase transition. <https://arxiv.org/abs/2001.10526> (2020).
- [40] Stanescu, T. D. & Phillips, P. Nonperturbative approach to full Mott behavior. *Phys. Rev. B* **69**, 245104 (2004).
- [41] Deng, X. *et al.* How bad metals turn good: Spectroscopic signatures of resilient quasiparticles. *Phys. Rev. Lett.* **110**, 086401 (2013).

- [42] Ando, Y. *et al.* Normal-state Hall effect and the insulating resistivity of high- T_c cuprates at low temperatures. *Phys. Rev. B* **56**, R8530–R8534 (1997).
- [43] Harris, J. M., Wu, H., Ong, N. P., Meng, R. L. & Chu, C. W. Hall-effect measurements of $\text{HgBa}_2\text{CaCu}_2\text{O}_{6+\delta}$. *Phys. Rev. B* **50**, 3246–3249 (1994).
- [44] Loh, E. Y. *et al.* Sign problem in the numerical simulation of many-electron systems. *Phys. Rev. B* **41**, 9301–9307 (1990).
- [45] Kendziora, C., Mandrus, D., Mihaly, L. & Forro, L. Single-band model for the temperature-dependent Hall coefficient of high- T_c superconductors. *Phys. Rev. B* **46**, 14297–14300 (1992).
- [46] Duffy, D. & Moreo, A. Influence of next-nearest-neighbor electron hopping on the static and dynamical properties of the two-dimensional Hubbard model. *Phys. Rev. B* **52**, 15607–15616 (1995).
- [47] Jarrell, M. & Gubernatis, J. E. Bayesian inference and the analytic continuation of imaginary-time quantum Monte Carlo data. *Physics Reports* **269**, 133–195 (1996).
- [48] Gunnarsson, O., Haverkort, M. W. & Sangiovanni, G. Analytical continuation of imaginary axis data for optical conductivity. *Phys. Rev. B* **82**, 165125 (2010).

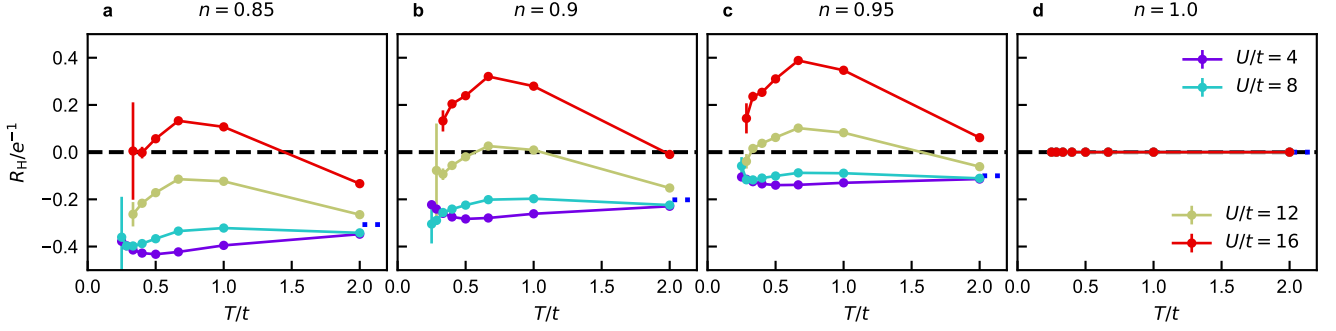


Fig. 1. Hall coefficient. The Hall coefficient R_H obtained from DQMC for the Hubbard Model. The simulations were performed on 8×8 square lattice clusters, and coefficient evaluated as in Eq.(2). n is the charge density ((**a-d**) for $n = 0.85, 0.9, 0.95, 1.0$) and U is the on-site Coulomb interaction in units of t . R_H is given in units of e^{-1} (lattice constant $a = 1$), which is $\sim 1 \times 10^{-3} \text{ cm}^3 \text{ C}^{-1}$ for LSCO's lattice constants. The blue dotted line marks the semi-classical estimate of $R_H^{(0)}$ [35].

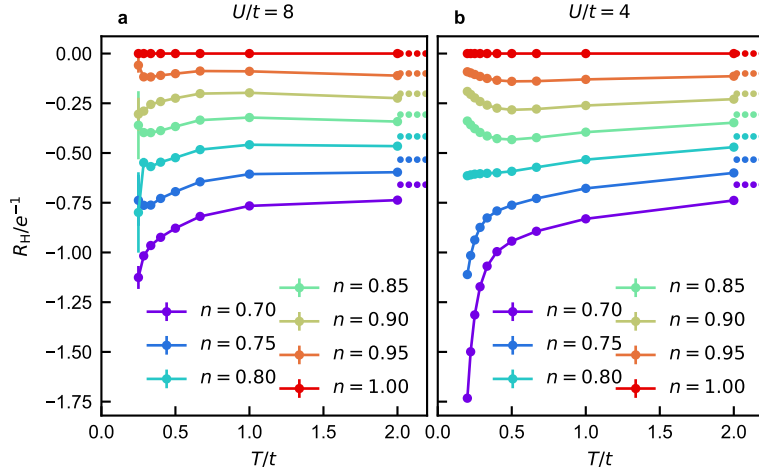


Fig. 2. Hall coefficient with extended dopings. The Hall coefficient R_H with extended dopings for $U/t = 8$ (panel **a**) and $U/t = 4$ (panel **b**). Data are obtained for $U/t = 8$ (up to $\beta = 3.5/t$) and $U/t = 4$ (up to $\beta = 5/t$) respectively, on a 8×8 lattice. The dotted lines represent the semi-classical estimate of $R_H^{(0)}$ [35].

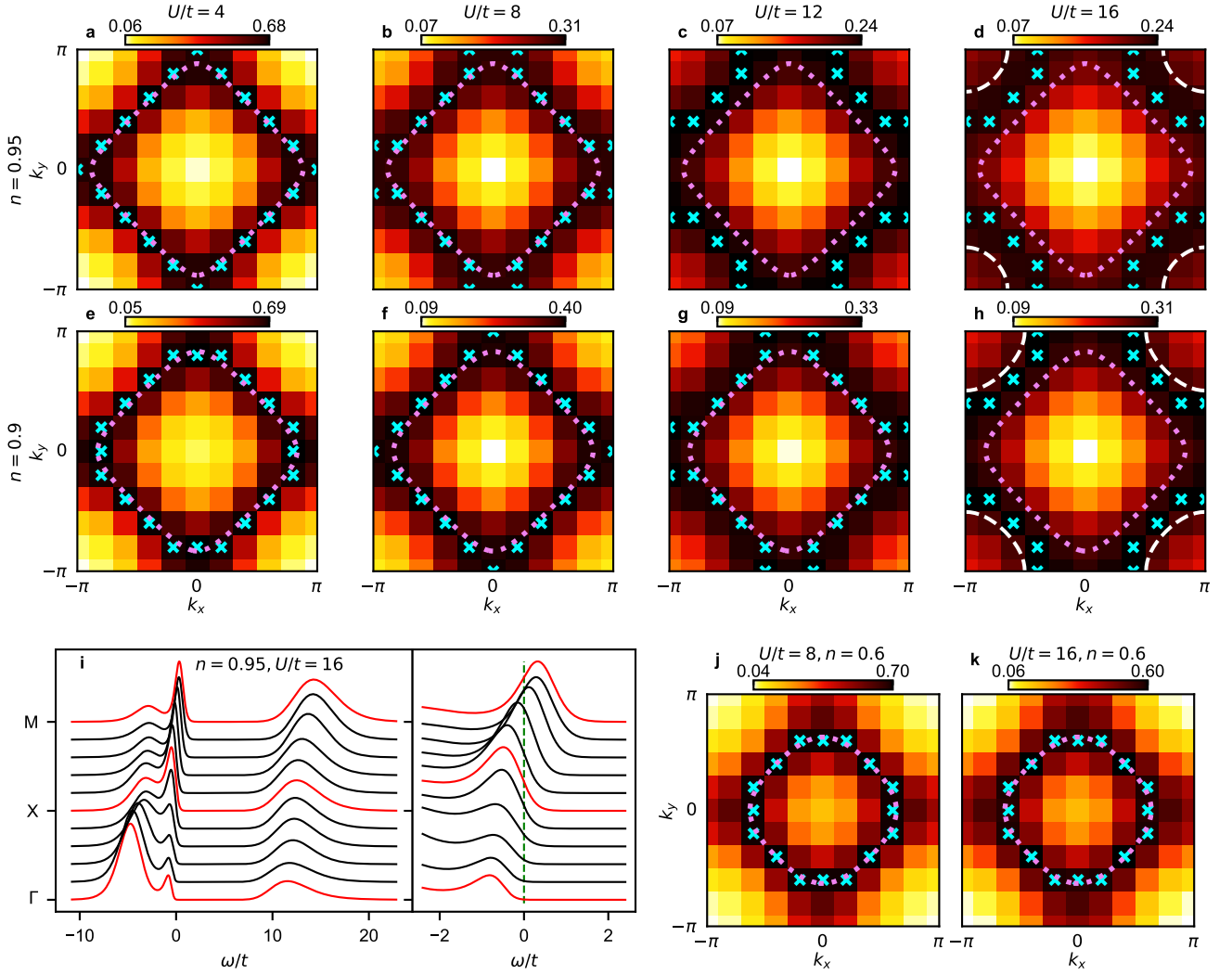


Fig. 3. Single-particle properties. **a-h** The imaginary time Green's function $G(\mathbf{k}, \tau)\beta$ at $\tau = \beta/2$, in the first Brillouin zone, as a proxy of the zero frequency spectral weights $A(\mathbf{k}, \omega = 0)$. The data is obtained from a 10×10 lattice and at temperature $T/t = 0.5$. To roughly visualize the locus of intensity maxima, each momentum point with intensity greater than at least 6 of its neighbors' is marked by a blue cross. (4 for the X point if it has marked neighboring points). The dashed lines for $U/t = 16$ mark the Fermi surface in the Hubbard I approximation [38]. The pink dotted lines are the Fermi surface for non interacting model. **i** The spectral function $A(\mathbf{k}, \omega)$ along the high symmetry cuts Γ -X-M, with $n = 0.95$, $U/t = 16$, $T/t = 0.5$, obtained via maximum entropy analytical continuation of $G(\mathbf{k}, \tau)$. Right panel shows a zoomed-in view of data near $\omega = 0$. **j-k** $G(\mathbf{k}, \tau = \beta/2)\beta$ for $n = 0.6$ and $T/t = 0.5$, for $U/t = 8$ and $U/t = 16$ respectively. The blue crosses and pink dotted lines are as in **a-h**.

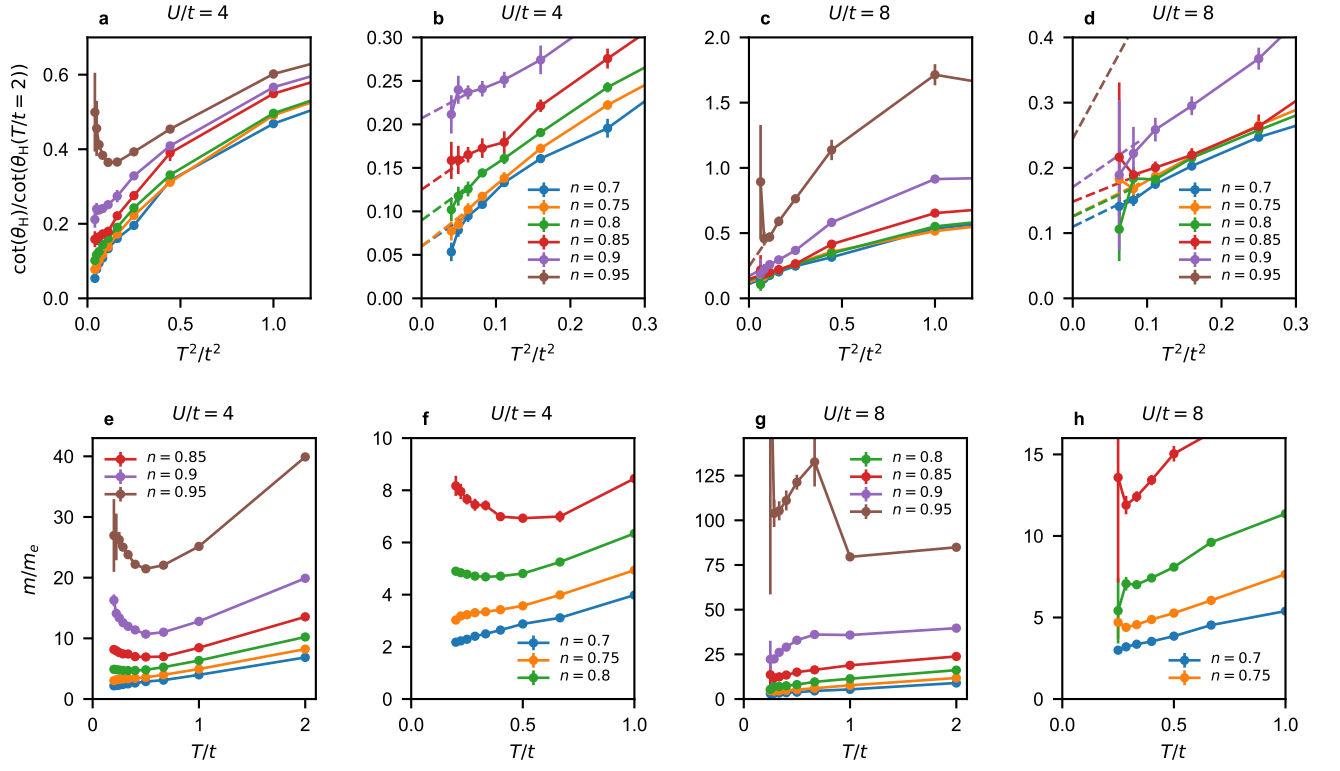
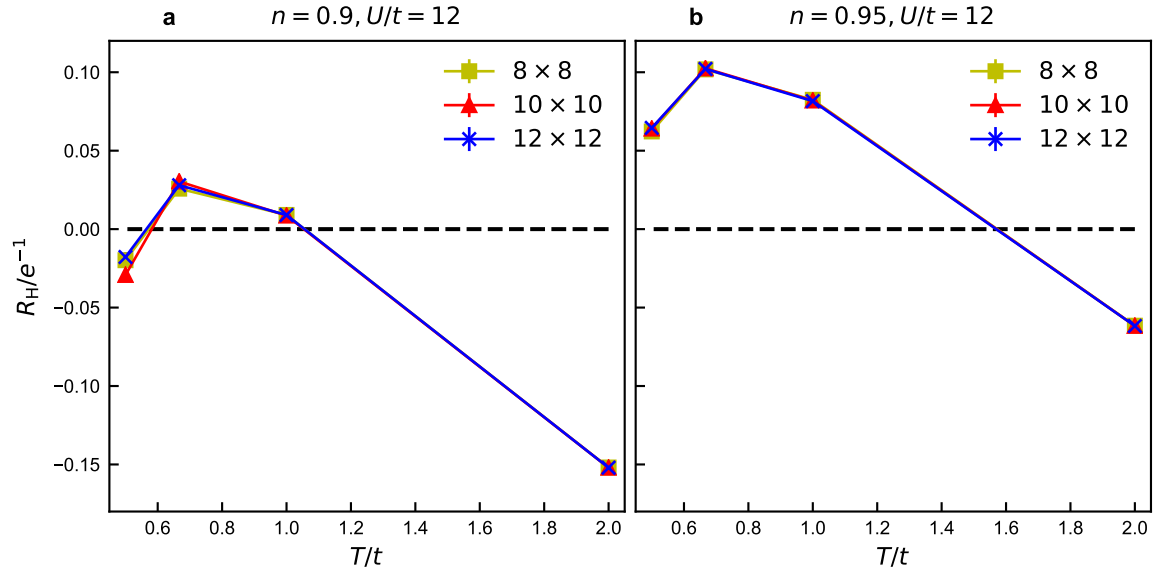


Fig. 4. Hall angle and mass. **a-d** The Hall angle θ_H obtained from DQMC, normalized and shown as $\cot(\theta_H)/\cot(\theta_H(T/t = 2))$ for $U/t = 4$ and $U/t = 8$, with zoomed in versions of each plot on the right. Dashed lines are a guide to eyes. Calculations are done on a 8×8 lattice. **e-h** The effective mass obtained from DQMC. The unit is $\frac{1}{2t} = m_e$, where m_e is the effective mass of a free electron in a non-interacting tight binding system. Calculations are done on a 8×8 lattice. For panels **c-d** and **g-h**, the error bars at the lowest temperature ($T/t = 0.25$) for $n = 0.95$ is reduced by a factor of 50 and for $n = 0.85$ is reduced by a factor of 15 to be shown to avoid overlapping.



Supplementary Fig. 1. Finite size analysis of Hall coefficient. Finite size analysis for the Hall coefficient R_H for $U/t = 12, n = 0.9$ (panel **a**) and $U/t = 12, n = 0.95$ (panel **b**) for lattice sizes 8×8 , 10×10 , and 12×12 . We can conclude the finite size effects are minimal in our results.