

Localized waves in the nonlinear rhombic waveguide array

A.I. Maimistov, E.I. Lyashko, E.O. Elyutin

Department of Solid State Physics and Nanostructures, National Nuclear Research University, Moscow Engineering Physics Institute, Moscow, 115409 Russia

E-mail: aimaimistov@gmail.com, ostroukhova.ei@gmail.com

Abstract. Solitary electromagnetic waves propagating along the waveguides forming a rhombic one-dimensional lattice are considered. Two waveguides that are part of the unit cell are assumed to be made of an optical linear material, while the third waveguide from the same array is composed of material with the cubic nonlinearity. The equations of the coupled waves spreading in each waveguide are solved under some approximation. These solutions represent the breather like solitary waves, which are akin to three component soliton.

1. Introduction

The first demonstration of the discrete photonic device was presented in [1]. It was shown that the array of a closely spaced waveguides acts as the Bragg grating. In [2, 3, 4] the anomalous refraction and diffraction in a discrete photonic system produced from an array of coupled waveguides was experimentally studied. In waveguide arrays with linearly varying propagation constants the optical Bloch oscillations observed [5]. The existence of localized modes with equidistant wave-number spacing that do not undergo diffraction is analytically proved [5, 6].

Over the last ten years the periodic one-dimensional or two-dimensional lattices of waveguides whose coupling is due to disturbed total internal reflection are the popular models of the discrete photonics [7, 8, 9].

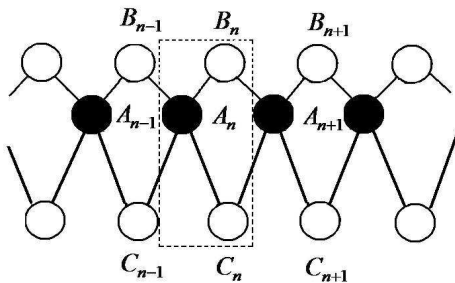


Figure 1. Binary rhombic array of waveguides. The unit cell of a one-dimensional array is marked with a rectangle.

If the unit cell of the waveguide lattice contains more than two "atoms" the photon spectrum has several branches. There are conditions where one or more branches have zero curvature in a space of quasi-pulses. The expression for the light wave frequency does not depend on the

transverse wave numbers. The corresponding spectral bands are called flat bands. The fields attributed to a superposition of modes from the flat band remain localized on the waveguide array. In other words, these fields correspond to beams, which are free of discrete diffraction.

A rhombic waveguide array (Fig.1) is the example of the discrete medium where the photon spectrum has one flat band and two usual bands [10, 11]. In the linear case existence of the localized flat band modes in the rhombic waveguide array was experimentally demonstrated [12, 13]. Recent review devoted to the optical system with a flat band is [14]. In general case in a nonlinear rhombic waveguide array the modes of the all band are stirred due to waveguide material nonlinearity. The diffraction is restored [15, 16].

In this paper the binary nonlinear rhombic waveguide array will be considered. Unit cell contains one nonlinear waveguide and two linear ones. In [17] the waves localized on the axis of waveguides was considered. Oppositely, here the waves will be assumed localized on transverse direction but along the waveguide direction waves are not localized.

2. Basic equations

Let the A_n , B_n and C_n be the normalized field amplitudes in a waveguide of the n th unit cell (Fig.1). Evolution of these values is governed by the following system of equations [17]

$$i(\partial_\tau + \partial_\zeta)A_n + (B_n + B_{n-1}) + \gamma(C_n + C_{n-1}) + \mu|A_n|^2 A_n = 0, \quad (1)$$

$$i(\partial_\tau + \partial_\zeta)B_n + (A_n + A_{n+1}) = 0, \quad (2)$$

$$i(\partial_\tau + \partial_\zeta)C_n + \gamma(A_n + A_{n+1}) = 0, \quad (3)$$

where ζ is a dimensionless coordinate measured in units of coupling length between the waveguides of types A and B, τ is dimensionless time. Here the symbol ∂_s is used instead of $\partial/\partial s$. Parameter γ is coupling constant ratio between waveguides of types A and C. Waveguides of types B and C are made of an optical linear material, while the waveguide of type A is composed of material with the cubic nonlinearity. Parameter μ considers the nonlinear properties of waveguides of type A.

If one introduces new variables $F_n = B_n + \gamma C_n$ and $G_n = B_n - \gamma C_n$, then the system of equations (1)–(3) will read

$$i(\partial_\tau + \partial_\zeta)A_n + (F_n + F_{n-1}) + \mu|A_n|^2 A_n = 0, \quad (4)$$

$$i(\partial_\tau + \partial_\zeta)F_n + (1 + \gamma^2)(A_n + A_{n+1}) = 0, \quad (5)$$

$$i(\partial_\tau + \partial_\zeta)G_n + (1 - \gamma^2)(A_n + A_{n+1}) = 0. \quad (6)$$

It should be remarked that F_n and A_n are coupled to one another through equations (4) and (5). The amplitudes G_n are determined by only $A_n + A_{n+1}$.

3. Continuum approximation

Let us $A_n = (-1)^n \tilde{A}_n$ and $F_n = (-1)^n \tilde{F}_n$ where \tilde{A}_n and \tilde{F}_n are the slowly varying variables as the function of n . The second proposition is

$$\tilde{A}_n(\tau, \zeta) = a_n \exp[i\beta(\zeta + \tau)], \quad \tilde{F}_n(\tau, \zeta) = f_n \exp[i\beta(\zeta + \tau)].$$

Then the system of equations (4) and (5) reduces to

$$-\beta a_n + (f_n - f_{n-1}) + \mu|a_n|^2 a_n = 0, \quad (7)$$

$$-\beta f_n + (1 + \gamma^2)(a_n - a_{n+1}) = 0, \quad (8)$$

These equations are not contain the imaginary unit, hence the variables a_n and f_n are real ones. Elimination f_n results in the equation for a_n :

$$\beta^2 a_n + (1 + \gamma^2)(a_{n-1} + a_{n+1} - 2a_n) - \beta \mu a_n^3 = 0. \quad (9)$$

Now the continuum approximation will be done. Variable a_n will be considered as the function of $\xi = n\delta l$ (δl is the lattice parameter). If the a_n varies only slightly over several δl , then the following approximation

$$a_{n\pm 1} \approx a \pm \frac{\partial a}{\partial \xi} + \frac{1}{2} \frac{\partial^2 a}{\partial \xi^2},$$

can be assumed. In this approximation equation (9) is reduced to

$$\beta^2 a + (1 + \gamma^2) \frac{\partial^2 a}{\partial \xi^2} - \beta \mu a^3 = 0. \quad (10)$$

The amplitude f is

$$\beta f = -(1 + \gamma^2) \frac{\partial a}{\partial \xi}.$$

Solution of the equation (10) can be found by standard way. Under condition that $a(\xi) \rightarrow 0$ at $|\xi| \rightarrow \infty$, solution of the (10) takes the following form

$$a(\xi) = \sqrt{\frac{2\beta}{\mu}} \operatorname{sech} \left(\frac{\beta \xi}{\sqrt{1 + \gamma^2}} \right). \quad (11)$$

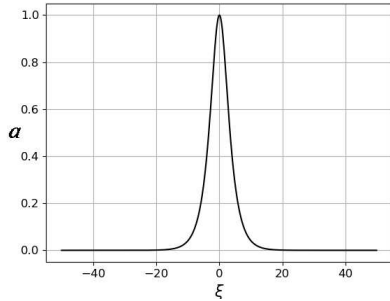


Figure 2. Slowly varying envelope $a(\xi)$ for localized wave in the waveguides of type A.

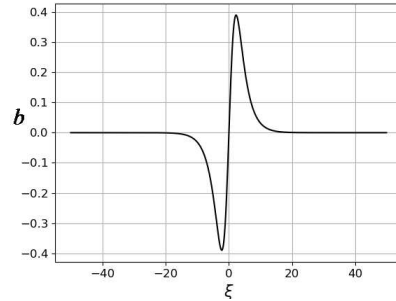


Figure 3. Slowly varying envelope $b(\xi)$ for localized wave in the waveguides of type B.

Taking into account the relationship between G_n , F_n , B_n and A_n one can find the following expressions

$$\begin{aligned} A_n(\tau, \zeta) &= (-1)^n a(\xi) \exp[i\beta(\zeta + \tau)], \\ B_n(\tau, \zeta) &= (-1)^n b(\xi) \exp[i\beta(\zeta + \tau)], \\ C_n(\tau, \zeta) &= (-1)^n c(\xi) \exp[i\beta(\zeta + \tau)], \end{aligned} \quad (12)$$

where $\xi = n\delta l$, $a(\xi)$ is defined by equation (11), $b(\xi)$ and $c(\xi)$ are equal to

$$b(\xi) = \frac{1}{\sqrt{1 + \gamma^2}} \sqrt{\frac{2\beta}{\mu}} \tanh \left(\frac{\beta \xi}{\sqrt{1 + \gamma^2}} \right) \operatorname{sech} \left(\frac{\beta \xi}{\sqrt{1 + \gamma^2}} \right), \quad (13)$$

$$c(\xi) = \frac{\gamma}{\sqrt{1 + \gamma^2}} \sqrt{\frac{2\beta}{\mu}} \tanh \left(\frac{\beta \xi}{\sqrt{1 + \gamma^2}} \right) \operatorname{sech} \left(\frac{\beta \xi}{\sqrt{1 + \gamma^2}} \right). \quad (14)$$

Slowly varying envelopes of the electric field distributions (12) are presented on Fig.2 and Fig.3. These plots were calculated by using (11) and (13) at $\beta = 0.5$, $\gamma = 0.8$ and $\mu = 1$. There only $a(\xi)$ and $b(\xi)$ are presented as the difference between $c(\xi)$ and $b(\xi)$ is trivial.

4. Conclusions

The waves propagating along the axis of a periodic one-dimensional binary rhombic array formed by waveguides of different types are investigated. For the system of coupled mode equations approximate solution was found in the case of the cubic nonlinearity of a central waveguide line (Fig. 1). Two other lines were composed of waveguides made of linear material. The obtained solution describes a nonlinear solitary wave, which is akin to three component soliton.

It should be remarked that the electric fields in waveguides of A and B types are identical in phase. Localization of the fields is due to a dynamical reason. We do not consider the phenomenon of the flat band, where localization stems from the interference of the electromagnetic fields [14, 18, 19].

Acknowledgment

The work was supported by the Russian Foundation for Basic Research (Grant N 18-02-00278)

References

- [1] Somekh S, Garmire E, Yariv A, et al. 1973 *Appl.Phys.Lett.* **22** 46-7
- [2] Pertsch T, Zentgraf T, Peschel U, et al 2002 *Phys. Rev. Lett.* **88** 093901
- [3] Staron G, Weinert-Raczka E, and Urban P 2005 *Opto-Electronics Review* **13** 93-102
- [4] Röpke U, Bartelt H, and Unger S. 2011 *Appl. Phys. B.* **104** 481-6
- [5] Peschel U, Pertsch T, Lederer F 1998 *Opt. Lett.* **23** 170103
- [6] Szameit A, Pertsch T, Nolte S, et al. 2007 *J. Opt. Soc. Amer.* **24** 2632-39
- [7] Longhi S 2009 *Laser & Photonics Reviews* **3** 24361
- [8] Szameit A and Nolte S 2010 *J. Phys.B: Atomic, Molecular and Optical Physics* **43** 163001
- [9] Maimistov A I 2016 *Nonlinear Phenomena in Complex Systems* **19** 358-67
- [10] Flach S, Leykam D, Bodyfelt J D, Matthies P, and Desyatnikov A S 2014 *Europhys. Lett.* **105** 30001
- [11] Longhi S, 2014 *Opt. Lett.* **39** 5892-95
- [12] Mukherjee S and Thomson R R 2015 *Opt. Lett.* **40** 5443-46
- [13] Mukherjee S and Thomson R R 2017 *Opt. Lett.* **42** 2243-46
- [14] Leykam D, Andreanov A, and Flach S 2018 *Advances in Physics X* **3** 1473052
- [15] Zegadlo K, Dror N, Hung N V, Trippenbach M, and A. Malomed B A 2017 *Phys.Rev. E* **96** 012204
- [16] Maimistov A I 2017 *J. Opt.* **19** 045502
- [17] Maimistov A I 2018 *Bulletin of the Russian Academy of Sciences: Physics* **82** 1363-66
- [18] Maimistov A I and Patrikeev V A 2016 *J. Phys.: Conf. Series* **737** 012008
- [19] Gligoric G, Maluckov A, Hadzievski Lj, Flach S and Malomed B A 2016 *Phys. Rev.* **94** 144302