

# Holographic Entanglement Entropy in Anisotropic Background with Confinement-Deconfinement Phase Transition

---

Irina Ya. Aref'eva<sup>a</sup>, Alexander Patrushev<sup>b</sup> and Pavel Slepov<sup>a</sup>

<sup>a</sup>*Steklov Mathematical Institute, Russian Academy of Sciences,  
Gubkina str. 8, 119991, Moscow, Russia*

<sup>b</sup>*Bauman Moscow State Technical University,  
2-ya Baumanskaya str. 5/1, 105005, Moscow, Russia*

*E-mail:* [arefeva@mi-ras.ru](mailto:arefeva@mi-ras.ru), [apatrush@mi-ras.ru](mailto:apatrush@mi-ras.ru), [slepov@mi-ras.ru](mailto:slepov@mi-ras.ru)

**ABSTRACT:** We discuss a general five-dimensional completely anisotropic holographic model with three different spatial scale factors, characterized by a Van der Waals-like phase transition between small and large black holes. A peculiar feature of the model is the relation between anisotropy of the background and anisotropy of the colliding heavy ions geometry. We calculate the holographic entanglement entropy (HEE) of the slab-shaped region, the orientation of which relatively to the beams line and the impact parameter is characterized by the Euler angles. We study the dependences of the HEE and its density on the thermodynamic (temperature, chemical potential) and geometric (parameters of anisotropy, thickness, and orientation of entangled regions) parameters. As a particular case the model with two equal transversal scaling factors is considered. This model is supported by the dilaton and two Maxwell fields. In this case we discuss the HEE and its density in detail: interesting features of this model are jumps of the entanglement entropy and its density near the line of the small/large black hole phase transition. These jumps depend on the anisotropy parameter, chemical potential, and orientation. We also discuss different definitions and behavior of c-functions in this model. The c-function calculated in the Einstein frame decreases while  $\ell$  is increasing for all  $\ell$  in the isotropic case (in regions of  $(\mu, T)$ -plane far away from the line of the phase transition). We find the non-monotonicity of the c-functions for several anisotropic configurations, which however does not contradict with any of the existing c-theorems since they all are based on Lorentz invariance.

---

# Contents

<b>1</b>	<b>Introduction</b>	<b>2</b>
<b>2</b>	<b>Setup</b>	<b>5</b>
2.1	Anisotropic Holographic Models	5
2.1.1	General Anisotropic Model	5
2.1.2	Anisotropic Model with Symmetry in Transversal Directions	6
2.2	Thermodynamics of the Background (2.4)	7
<b>3</b>	<b>Entanglement Entropy</b>	<b>8</b>
3.1	General Framework	8
3.2	Geometric Renormalization	14
3.3	HEE for $\mathfrak{g}_1 = 1$ , $\mathfrak{g}_2 = \mathfrak{g}_3 = \mathfrak{g}$ and arbitrary orientation	15
3.3.1	Application of Geometric Renormalization	16
3.4	The Holographic Entanglement Entropy for $\mathfrak{g}_1 = \mathfrak{g}_2 = (z/L)^{2-2/\nu}$	17
3.4.1	Minimal renormalization for $\varphi = 0$	19
3.4.2	Minimal renormalization for $\varphi \neq 0$	20
<b>4</b>	<b>Entanglement Entropy Density and c-functions</b>	<b>22</b>
<b>5</b>	<b>Numerical Results</b>	<b>23</b>
5.1	Entanglement Entropy near the Background Phase Transition	23
5.1.1	Entanglement entropy dependence on $\ell$	24
5.1.2	Entanglement entropy dependence on temperature	28
5.2	Entanglement Entropy Density	31
5.2.1	Entanglement entropy density dependence on $\ell$	31
5.2.2	Entanglement entropy density dependence on temperature	33
5.3	c-functions	37
5.3.1	The c-function in the isotropic case	39
5.3.2	The c-function in the anisotropic case	41
5.4	Origin of non-monotonic behavior of c-functions	42
5.4.1	The c-function as a function of $z_*$	43
5.4.2	$\ell$ as a function of $z_*$	47
5.5	The c-function near the Background Phase Transition	47
5.6	Various c-functions as functions of $\ell$	53
5.7	Entanglement Entropy Phase Transition	54
<b>6</b>	<b>Conclusion</b>	<b>57</b>

---

# 1 Introduction

Fundamental questions addressed in studies of high energy heavy ions collisions (HIC) at RHIC and LHC, and future experiments NICA and FAIR, concern understanding of quark-gluon plasma (QGP) formation, i.e. thermalization of media produced in HIC, thermodynamic entropy production, and its characteristics such as quantum entanglement, decoherence etc. Most of our knowledge on the formation and properties of QGP resulting from HIC is obtained from measurements of the yields and spectra of particles in the final state of colliding heavy ions and their thermo/hydrodynamic interpretation. According to our common understanding, within a short time of order  $1 - 2$  fm/ $c$  collision systems reach a state that can be approximated by a thermal medium located in an expanding ball. This medium is characterized by local thermodynamic parameters including temperature and entropy density.

HIC experiments at RHIC and LHC have provided strong evidence that this medium is a QGP at large temperatures and densities. There is also a strong evidence for the existence of the confinement/deconfinement phase transition in the  $(\mu, T)$ -plane, i.e. temperature on chemical potential. The experimental search for the QCD phase transition is nowadays one of the central goals for current and future collider facilities [1]. The experimental search is mainly related to the measurement of fluctuations of net-proton or net-charge multiplicity [2–5] which are expected to exhibit non-monotonic behavior near the phase transition. The proper understanding of the experimental results requires careful theoretical analysis of the dynamical processes taking place near the phase transition lines, especially near the critical endpoint (CEP)<sup>1</sup> [7]. There are several theoretical approaches to searches of the QCD phase transitions. One of the promising theoretical approaches is based on lattice calculations, but this approach encounters difficulties with non-zero chemical potential [8, 9].

Holographic duality provides an alternative approach to the study of the QCD phase transitions [10–14] (and for review see [15–20] and refs therein). Holography allows to define thermal entropy and free energy as functions of temperature and chemical potential of the gravitational background. With this approach, the thermalization process is dual to the black hole formation, linking the study of thermalization in the QCD with the study of the black hole formation in 5-dimensional gravity. The thermalization process is conveniently monitored, at least theoretically, by tracking the evolution of entanglement entropy of a selected region<sup>2</sup>. The entan-

---

<sup>1</sup>There are indications that CEP's location on the phase diagram is determined solely through chiral symmetry breaking, see for example [6]

<sup>2</sup>Note that in phenomenological discussions the entropy production in HIC is used as a signal for quark gluon plasma phase transition [21, 22]

glement entropy of the selected domain  $A$  is defined as the von Neumann entropy of the reduced density matrix obtained by tracing out the degrees of freedom located out of domain  $A$ . The entanglement entropy is hard to compute in QCD, but it is suitable to compute it in the lattice [23–25], see also [26]. The entanglement entropy can be also evaluated at the gravity side. It is called the holographic entanglement entropy (HEE) and is defined as the area of a minimal surface extending from some predefined surface  $A$  on the boundary into the bulk [27–29]. The HEE during thermalization usually evolves to the thermal entanglement entropy [30–41]. With this approach, there is a natural possibility of studying the evolution of entropy in HIC (thermalization) and phase transitions for the obtained thermal media in the framework of the same holographic model.

Starting from the Landau thermodynamic approach to high energy collision [42] one connects the entropy of the ball of QGP produced in HIC with the total multiplicity of particle production with HIC. The ideal hydrodynamics preserves the total entropy, but dissipative one does not. One can relate the entanglement entropy, associated with a given region of the ball, to the multiplicity of particles produced in this region during the HIC [43]. After thermalization the entanglement entropy of the area depends on whether this area belongs to Glauber’s participant area of ions collisions or does not. It occurs that the dependence of the entanglement entropy on geometrical size of entangled areas is closely related to energy loss and jet quenching.

The HEE has been also used to study phase transitions in equilibrium. In particular, in [44] it was proposed to use the HEE as a probe of confinement. The HEE has been extensively studied and applied in the investigation of the phase transitions in various holographic QCD (HQCD) models [45–65].

We start with the most general anisotropic holographic model and consider the general orientation of the slab-shaped entangled region with respect to the geometry of HIC. The natural coordinate system defined by the HIC is such that the first axis (the longitudinal axis) is directed along the line of collision and the second (the transversal axis) is determined by the direction of the impact parameter. The orientation of the entangled region can be set by Euler angles. Then, we calculate the HEE for an anisotropic model with symmetry in transversal directions studied in [66, 67]. The choice of this anisotropic model is motivated by its previous use for the holographic description of HIC [66]. It is this model that for special parameter of anisotropy  $\nu = 4.5$  gives the dependence of the produced entropy on energy in accordance with the experimental data for the energy dependence of the total multiplicity of particles produced in heavy ion collisions [68]. Isotropic holographic models had not been able to reproduce the experimental multiplicity dependence on energy [69–81]. As shown in [82], the model [67] describes smeared confinement/deconfinement

phase transitions. As we will see, the model indicates the relations of the fluctuations of the multiplicity, i.e. the entanglement entropy, with the phase transitions.

There are more reasons to use the anisotropic models in context of HIC [83] and QCD itself [84]. Other anisotropic holographic models have been actively studied in recent years [85–91], and the main motivation for these studies was also the anisotropic nature of HIC.

We select an entangled slab-shaped area that has a finite extent in one direction and infinite extent in the other two directions<sup>3</sup>. We implicitly assume that the slab of the interest is located inside the overlapping area of two ions. In this case of the spacetimes with the fully anisotropic metric (see (2.1) below) the problem of finding the extremal area functional effectively reduces to finding the geodesics in some auxiliary 2-dimensional Euclidean space. For the model [67] we find that varying the angle between the axis of collisions and the direction of the smallest side of the slab-shaped entanglement area changes the slab HEE. Increasing this angle we enhance the HEE, and according to conjecture [43], this means the enhancement of the multiplicity of particle production from this area. This enhancement depends on geometrical (length), and thermodynamical (temperature  $T$  and chemical potential  $\mu$ ) parameters. The HEE density [93–96] is a more convenient object for study since it does not suffer from ultraviolet divergencies. The HEE and its density undergo jumps and these jumps increase while the angle is increasing. Moreover, the values of the HEE density and its jumps increase with the anisotropy increasing.

We also discuss various definitions and behavior of  $c$ -functions in this model. In the isotropic case we use different frames, the Einstein frame or the string frame, as well as different types of renormalizations. Here we mainly use the geometric renormalization scheme, which consists in subtracting the disconnected configuration from the connected one [44, 48]. For the isotropic case in regions of  $(\mu, T)$ -plane far away from the phase transition line, the  $c$ -function calculated in the Einstein frame decreases while  $\ell$  is increasing for all  $\ell$ . We find the non-monotonicity of  $c$ -functions in the string frame, that is related to dynamics of the dilaton field in UV in our model. There are several proposals in the literature how to define the holographic  $c$ -function in the anisotropic backgrounds [97–104]. Here we use prescription [102] adapted to our renormalization schemes. We find the non-monotonicity of  $c$ -functions for several anisotropic configurations and discuss their origin. Note, that generally speaking, the non-monotonicity of  $c$ -functions does not contradict any of the existing  $c$ -theorems [105–114] since they all base on Lorentz invariance.

---

<sup>3</sup>See few refs with calculations of the HEE for more complicated entanglement region [92]

The paper is organized as follows. In Sect. 2.1 we briefly describe anisotropic holographic models. In Sect. 2.1.1 we present the most general anisotropic holographic model. We present the action and the ansatz that solves the EOM for the anisotropic model with symmetry in transversal directions in Sect. 2.1.2 and thermodynamics of the background in Sect. 2.2. In Sect. 3 we present an expression for the HEE for a slab-shaped entangling region oriented differently with respect to the HIC axes. In Sect. 3.4.1 and Sect. 3.4.2 we present its special forms corresponding to transversal and longitudinal orientations in respect to the collision axis, respectively, and discuss the regularization procedure used for the transversal and longitudinal orientations. Sect. 4 is devoted to entanglement entropy density and definitions of c-functions. In Sect. 5 we display and discuss our main numerical results. In Sect. 5.1 we demonstrate the dependence of the HEE on the geometrical parameters – length  $\ell$ , anisotropy  $\nu$  and orientations, and on thermodynamical parameters – temperature  $T$  and chemical potential  $\mu$ . In Sect. 5.2 we show dependencies of the HEE density on the thickness, anisotropy and orientation of the slab as well as on temperature and chemical potential. In Sect. 5.3 we discuss the scaling behavior of the modified c-function. In Sect. 5.4 we discuss possible origins of a non-monotonic behavior of c-functions. In Sect. 5.5 we present behavior of different c-functions near the background phase transition. In Sect. 5.6 we present a table of the dependencies of various c-functions on  $\ell$ . In Sect. 5.7 we compare the position of the phase transition for HEE with the positions of phase transitions related to the background instability.

Finally, we end the paper with the conclusion and discussion of future directions of research on the subject.

## 2 Setup

### 2.1 Anisotropic Holographic Models

#### 2.1.1 General Anisotropic Model

We start with a general anisotropic holographic model

$$ds^2 = \frac{L^2 b_s(z)}{z^2} \sum_{M=0}^4 G_M(z) (dx^M)^2, \quad (2.1)$$

$$G_0 = -g(z), \quad G_i = \mathbf{g}_i(z), \quad i = 1, 2, 3, \quad G_4 = \frac{1}{g(z)}. \quad (2.2)$$

Here  $b_s(z) = b(z)e^{\sqrt{\frac{2}{3}}\phi(z)}$  is the AdS deformation factor (in the string frame in the presence of the dilaton),  $g(z)$  is a blackening function and  $\mathbf{g}_i(z)$  are anisotropy factors.

### 2.1.2 Anisotropic Model with Symmetry in Transversal Directions

Taking in the previous formula  $\mathfrak{g}_1(z) = 1$  and  $\mathfrak{g}_2(z) = \mathfrak{g}_3(z) = \mathfrak{g}(z)$  we get

$$ds^2 = \frac{L^2 b_s(z)}{z^2} \left[ -g(z) dt^2 + dx^2 + \mathfrak{g}(z) ((dy^1)^2 + (dy^2)^2) + \frac{dz^2}{g(z)} \right]. \quad (2.3)$$

Metric (2.3) with a special form of anisotropy factor  $\mathfrak{g}(z)$  as in [35] and a particular case of  $b(z)$  describing the holographic model for heavy quarks [67] present a special interest for us:

$$ds^2 = \frac{L^2 b(z)}{z^2} \left[ -g(z) dt^2 + dx^2 + \left(\frac{z}{L}\right)^{2-\frac{2}{\nu}} ((dy^1)^2 + (dy^2)^2) + \frac{dz^2}{g(z)} \right], \quad (2.4)$$

where  $L$  is the characteristic length scale of the geometry and  $b(z) = e^{cz^2/2}$ . In all our calculations we set  $c = -1$ . Here the metric is in the Einstein frame. In the next section to perform calculation of the HEE we also switch to the string frame adding an extra dilaton-dependent exponential prefactor [27, 44]. The metric (2.4) is supported by the Einstein-Dilaton-two-Maxwell action with special potential  $V$  for the dilaton field  $\phi$  and strength potentials  $f_1$  and  $f_2$  for two Maxwell fields:

$$S = \frac{1}{16\pi G_5} \int d^5x \sqrt{-g} \left[ R - \frac{f_1(\phi)}{4} F^{(1)2} - \frac{f_2(\phi)}{4} F^{(2)2} - \frac{1}{2} (\partial\phi)^2 - V(\phi) \right], \quad (2.5)$$

where  $F^{(1)2}$  and  $F^{(2)2}$  are the squares of the Maxwell fields.

The ansatz with the Maxwell fields  $F_{\mu\nu}^{(1)} = \partial_\mu A_\nu^{(1)} - \partial_\nu A_\mu^{(1)}$ ,  $A_\mu^{(1)} = A_t(z)\delta_\mu^0$ , and  $F^{(2)} = q dy^1 \wedge dy^2$ ,  $\phi = \phi(z)$  and metric (2.4) satisfies the equations of motion under relations between the warp factor  $b(z)$ , dilaton and Maxwell potentials  $V(\phi)$ ,  $f_1(\phi)$ ,  $f_2(\phi)$  [67].

The ansatz (2.4) breaks isotropy while preserving translation and  $(t, x)$ -boost invariances. The advantage of this model is that it allows to find potentials  $V$ ,  $f_1$  and  $f_2$  and the blackening function  $g$  explicitly. Note that in this case the dilaton potential can be approximated by the sum of two exponents:

$$V(\phi, \mu, \nu) = V_0(\nu) + C_1(\mu, \nu) e^{k_1(\nu)\phi} + C_2(\mu, \nu) e^{k_2(\nu)\phi}. \quad (2.6)$$

Note, that in [116] an explicit isotropic solution for the dilaton potential as a sum of two exponents and zero chemical potential has been constructed. The isotropic version of the model has been considered earlier in [117].

There is another holographic anisotropic model that has symmetry in transversal directions, but breaks the boost invariance in  $(t, x^1)$  plane, keeping the  $(t, x^2)$  and  $(t, x^3)$  planes. It is based on the Mateos-Trancanelli metric [88, 89]

$$ds^2 = \frac{L^2 b(z)}{z^2} \left[ -g(z) dt^2 + e^{2h(z)} (dx^1)^2 + (dx^2)^2 + (dx^3)^2 + \frac{dz^2}{g(z)} \right]. \quad (2.7)$$

This metric is supported by the Einstein-Axion-Dilaton action.

## 2.2 Thermodynamics of the Background (2.4)

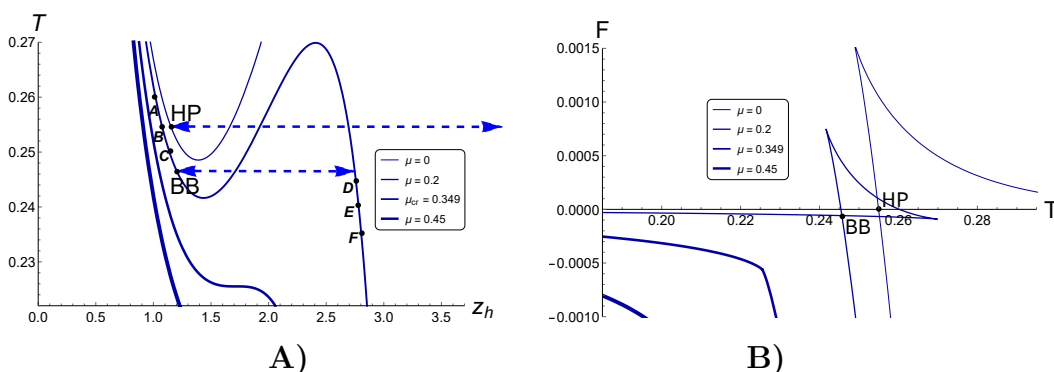
The thermodynamical properties of the anisotropic holographic model were studied in [67]. The temperature of the model is given as  $T = |g'(z_h)|/4\pi$ , where  $g(z_h)$  is given by the incomplete gamma function (see (2.37) in [67]).

The expressions for thermal entropy and the free energy are the following:

$$s(z_h, c, \nu) = \frac{e^{\frac{3}{4}cz_h^2}}{4z_h^{1+2/\nu}}, \quad F(z_h, c, \nu, \mu) = \int_{z_h}^{z_{h_2}} s(z_h, c, \nu) T'(z_h, c, \nu, \mu) dz_h, \quad (2.8)$$

where  $z_{h_2}$  is the second horizon, i.e. at this point  $T(z_{h_2}) = 0$ . For the considered blackening function the function  $T(z_h)$  is three-valued i.e. has the Van der Waals type of behavior at  $0 < \mu < \mu_{cr}(\nu)$  (Fig.1.A) and free energy shows the swallow-tailed dependence on the temperature in this range of chemical potentials (Fig.1.B)). The loop of the swallow-tailed shape disappears at  $(\mu, T) = (\mu_{cr}(\nu), T_{cr}(\nu))$ . For  $\mu \geq \mu_{cr}$ , the function of free energy increases smoothly while temperature is decreasing. The lowest values of free energy correspond to the thermodynamically stable phases.

The line of free energy intersects itself at  $T = T_{BB}(\nu, \mu)$ , and here a small black hole transits to a large one. Note that for the non-zero values of chemical potential, the Hawking-Page (HP) transition occurs at the temperatures larger than the temperature of black hole to black hole transition (BB) (Fig.1.B)). So the black hole solution is always dominant with respect to thermal AdS for  $\mu \neq 0$ . The position of BB phase transition line determines the phase diagram of the model [67, 82]. The entropy function  $s(T)$  is multivalued for  $\mu < \mu_{cr}$  and becomes one-to-one for chemical potentials  $\mu \geq \mu_{cr}$ . The value of the  $\mu_{cr}$  depends on the anisotropic parameter  $\nu$ ,  $\mu_{cr}(\nu = 1) = 0.117$ ,  $\mu_{cr}(\nu = 1.5) = 0.189$ ,  $\mu_{cr}(\nu = 2) = 0.270$ ,  $\mu_{cr}(\nu = 3) = 0.299$ ,  $\mu_{cr}(\nu = 4.5) = 0.349$ .



**Figure 1.** **A)** The temperature  $T(z_h, \mu, c, \nu)$  dependence on the horizon size  $z_h$  for  $\nu = 4.5$  and various values of the chemical potential  $\mu$ . **B)** The black hole free energy  $F(T)$  for various values of  $\mu$  in anisotropic case,  $\nu = 4.5$ . The intersection with the horizontal axis gives the value of the Hawking-Page horizon  $z_{h,HP}(\nu)$ .

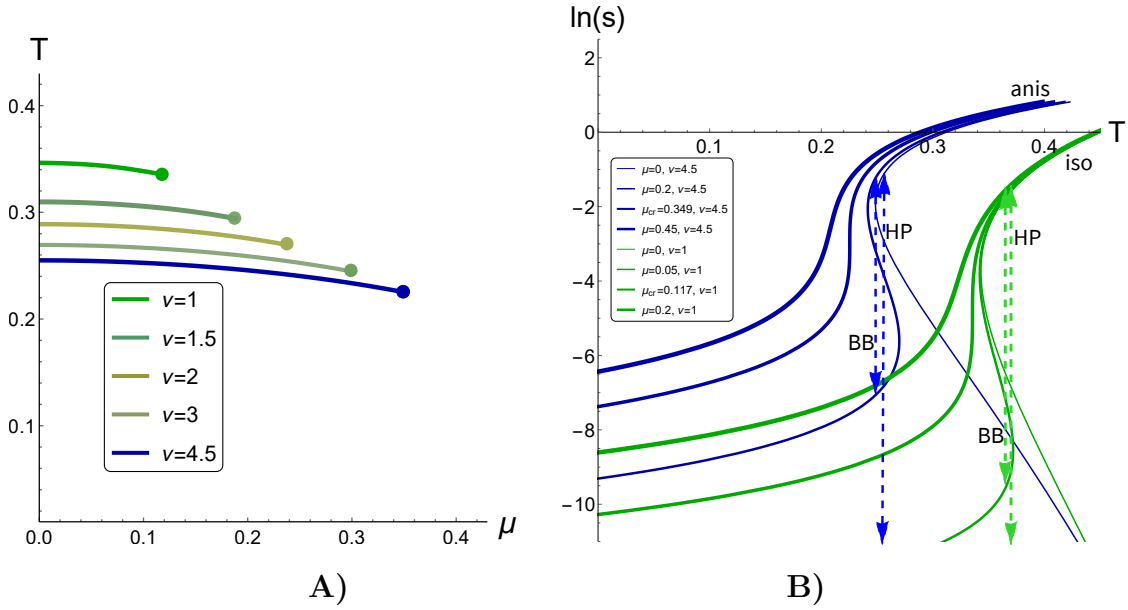


In Fig.2.A) the BB phase transitions in the  $(\mu, T)$ -plane are presented for the isotropic and anisotropic backgrounds with different  $\nu$ . At the temperature values  $T = T_{BB}(\nu, \mu)$  the thermal entropy undergoes a significant jump (see Fig.2.B)), where the entropy is presented in the logarithmic scale. On these plots we see that the jumps disappear for  $\mu \geq \mu_{cr}$  ( $\mu_{cr} = 0.117$  for  $\nu = 1$  and  $\mu_{cr} = 0.349$  for  $\nu = 4.5$ ).

### 3 Entanglement Entropy

#### 3.1 General Framework

The entanglement entropy is used to probe correlations in quantum systems. If the system is divided into two spatially disjoint parts  $A$  and  $\bar{A}$ , the entanglement entropy  $S(A)$  gives an estimation of the amount of information loss corresponding to the restriction of an  $A$ . It is not simple to calculate the entanglement entropy from the strongly coupled system side, in particular in QCD. However, one can compute its



**Figure 2.** **A)** The BB phase transition in the  $(\mu, T)$ -plane for the isotropic background (green curve) and for the anisotropic backgrounds for various  $\nu = 1.5, 2, 3, 4.5$  (green-gray, khaki, blue-gray and blue curves, respectively).  $\mu_{cr}(\nu = 1) = 0.117, T_{cr}(\nu = 1) = 0.334, \mu_{cr}(\nu = 1.5) = 0.189, T_{cr}(\nu = 1.5) = 0.294, \mu_{cr}(\nu = 2) = 0.270, T_{cr}(\nu = 2) = 0.237, \mu_{cr}(\nu = 3) = 0.299, T_{cr}(\nu = 3) = 0.245, \mu_{cr}(\nu = 4.5) = 0.349, T_{cr}(\nu = 4.5) = 0.226$ . Dots indicate the critical points. **B)** The thermal entropy dependence on temperature for various values of chemical potential for  $\nu = 1$  (green curves) and  $\nu = 4.5$  (blue curves). Dashed lines with arrows show the thermal entropy jumps at the HP transition point (for zero chemical potential) and at the BB phase transition points (for non-zero chemical potential).

holographic dual. For some boundary region  $A$  the HEE is obtained by extremizing the 3-surface functional

$$\mathcal{A} = \int d^3\xi \sqrt{|\det g_{MN} \partial_\alpha X^M \partial_\beta X^N|}, \quad (3.1)$$

that ends on the boundary surface  $A$ . In the dual field theory the entanglement entropy of a subsystem  $A$  is given by the formula [27–29]

$$S_{EE} = \frac{\mathcal{A}}{4G_5}. \quad (3.2)$$

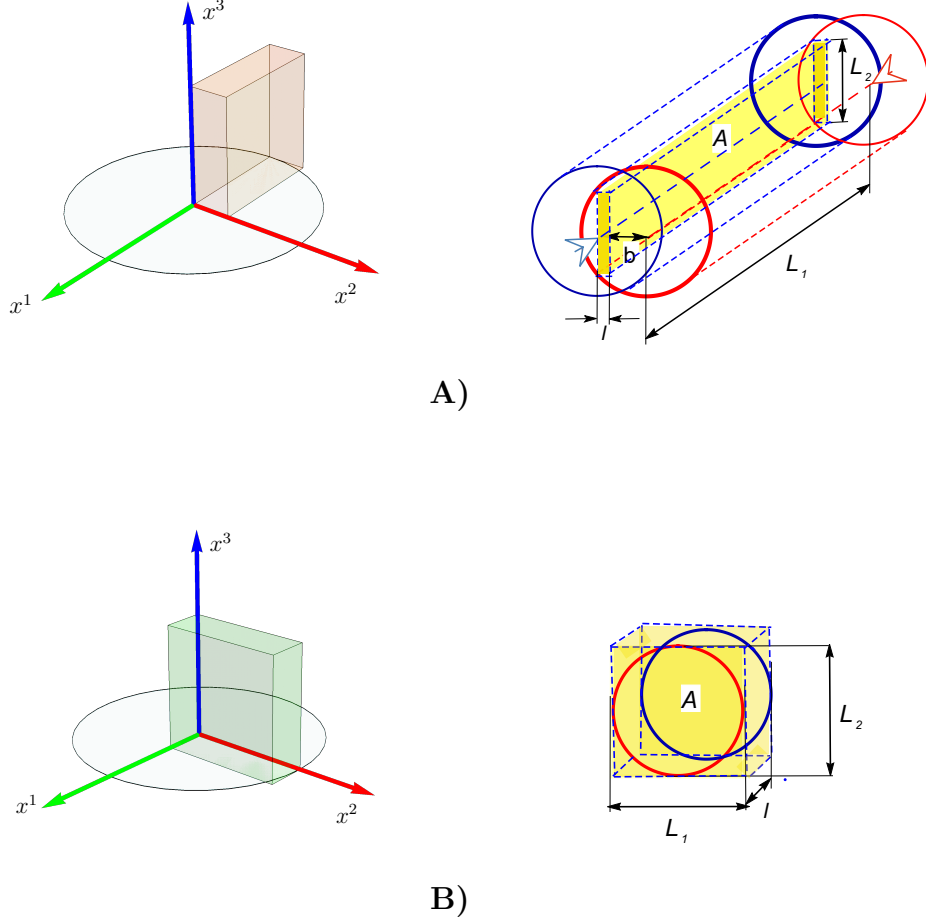
In what follows we set  $G_5 = 1$ .

From (3.1) we see that the entanglement entropy depends on the geometry of the area  $A$ . It is difficult to do calculations for arbitrary  $A$ , compare, for example, with [92]. We will do the calculations for the areas having the shape of parallelepipeds, two sides of which are long and one short, i.e. for parallelepipeds which look as slabs.

The orientation of these parallelepipeds can be specified by the Euler angles  $(\phi, \theta, \psi)$  relative to the axes  $x^1, x^2, x^3$ , see Fig.4. The axis  $x^1$  is chosen along the collision line, the axis  $x^2$  is chosen in the transversal direction along the direction of the impact parameter  $b$ , and the axis  $x^3$  is chosen along the emerging magnetic field, see Fig.5. In Fig.4 the initial slab is oriented along the axes specified by the HIC geometry and is shown in green. The rotated slab shown in pink defines the entanglement area. We are going to calculate the HEE for the rotated pink parallelepiped.

The entangled slabs are supposed to be in the 3-dimensional overlap of two nuclei regions, so called Glauber regions, see Fig.3. The overlapping region of two nuclei depends on time. At a fixed point of time it is a three-dimensional body in which the cross section, perpendicular to the axis of collisions, has a shape bounded by arcs of two circles shifted relative to each other according to an impact parameter. The area and the shape of this area depend on the impact parameter  $b$ . The overlapping area for a peripheral collision is approximated by the parallelepiped with sizes  $L_1, L_2$  and  $\ell = D - b$ . We assume  $L_1, L_2 \gg \ell$ , each ion is presented as a disk with radius  $D/2$  and the impact parameter  $b$  is essentially less than  $D$ ,  $\ell \ll D$ . The overlapping area of two ions is almost cylindrical and we can consider the case of very short time after collision,  $\ell \ll D$ ,  $L_1, L_2 \approx D$ . There are only two specific cases: peripheral collision and central one, see Fig.3.

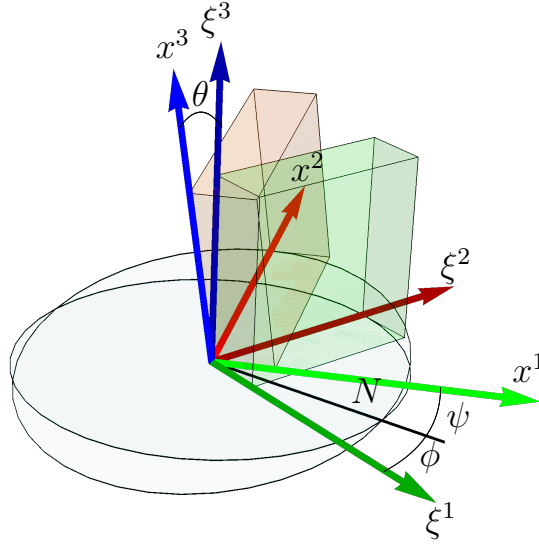
Let us show that for the spacetimes with the metric (2.1) the problem of finding the extremal area functional (3.1) for the slab with an arbitrary orientation effectively reduces to finding geodesics in some auxiliary 2-dimensional Euclidean space. To show this we consider the embedding in the static gauge and assume that orientation of the slab in respect to the HIC axes is given by the Euler angles, see Fig.4.



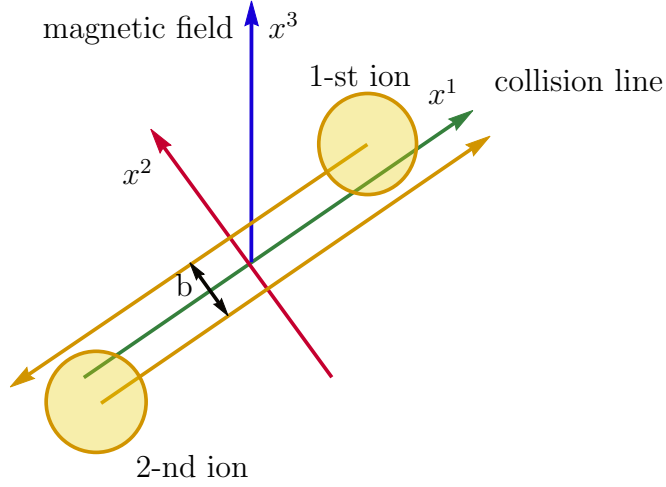
**Figure 3.** The schematic picture of two ions collisions. **A)** Each ion is presented as a disk with radius  $D/2$  (blue and red disks). The trajectories of centers of two ions depicted by the points are shown by dashed blue and red lines and the directions of their movement are indicated by thick arrows. The overlapping area of two ions considered as two disks has the shape of a region bounded by two arcs of two circles (in the cross section perpendicular to the line of the ions collision). **B)** An almost central collision. On the left side of each graph, we show the orientation of the slabs that we are considering.

We have

$$\begin{aligned}
 x^0(\xi) &= \text{const}, \\
 x^i(\xi) &= \sum_{j=1,2,3} a_{ij}(\phi, \theta, \psi) \xi^j, \quad i = 1, 2, 3, \\
 x^4(\xi) &= z(\xi^1),
 \end{aligned} \tag{3.3}$$



**Figure 4.** The entangling subsystem is presented as a green slab. Rotating the green slab by the Euler angles  $(\phi, \theta, \psi)$  we get the pink slab that is oriented along the axes  $(x^1, x^2, x^3)$  associated with the HIC geometry and shown in Fig.5.



**Figure 5.** The orientation of the coordinate system  $(x^1, x^2, x^3)$  in respect to colliding ions.

$x^i$  are spatial coordinates in (2.1),  $a_{ij}(\phi, \theta, \psi)$  are entries of the rotation matrix

$$M(\phi, \theta, \psi) = \begin{pmatrix} a_{11}(\phi, \theta, \psi) & a_{12}(\phi, \theta, \psi) & a_{13}(\phi, \theta, \psi) \\ a_{21}(\phi, \theta, \psi) & a_{22}(\phi, \theta, \psi) & a_{23}(\phi, \theta, \psi) \\ a_{31}(\phi, \theta, \psi) & a_{32}(\phi, \theta, \psi) & a_{33}(\phi, \theta, \psi) \end{pmatrix} \quad (3.4)$$

and

$$\begin{aligned}
a_{11}(\phi, \theta, \psi) &= \cos \phi \cos \psi - \cos \theta \sin \phi \sin \psi, \\
a_{12}(\phi, \theta, \psi) &= -\cos \psi \sin \phi - \cos \phi \cos \theta \sin \psi, \\
a_{13}(\phi, \theta, \psi) &= \sin \theta \sin \psi, \\
a_{21}(\phi, \theta, \psi) &= \cos \theta \cos \psi \sin \phi + \cos \phi \sin \psi, \\
a_{22}(\phi, \theta, \psi) &= \cos \phi \cos \theta \cos \psi - \sin \phi \sin \psi, \\
a_{23}(\phi, \theta, \psi) &= -\cos \psi \sin \theta, \\
a_{31}(\phi, \theta, \psi) &= \sin \phi \sin \theta, \\
a_{32}(\phi, \theta, \psi) &= \cos \phi \sin \theta, \\
a_{33}(\phi, \theta, \psi) &= \cos \theta.
\end{aligned} \tag{3.5}$$

Here  $\phi$  is the angle between the  $\xi^1$  axis and the node line (N), shown in Fig.4 in black,  $\theta$  is the angle between the  $\xi^3$  and  $x^3$  axis,  $\psi$  is the angle between the node line N and the  $x^1$  axis.

We write the line element for the induced metric as

$$ds^2 = g_{\alpha\beta} d\xi^\alpha d\xi^\beta, \quad \alpha, \beta = 1, 2, 3 \tag{3.6}$$

and substitute the differentials  $dx^M$  from the embedding relations (3.3) in the RHS of (2.1):

$$\begin{aligned}
ds^2 &= \frac{L^2 b_s(z)}{z^2} \left( \sum_i \mathfrak{g}_i(z) dx^{i2} + \frac{dx^{42}}{g} \right) \\
&= \frac{L^2 b_s(z)}{z^2} \left( \sum_i \mathfrak{g}_i(z) \left( \sum_j a_{ij}(\phi, \theta, \psi) d\xi^j \right)^2 + z'^2 \frac{d(\xi^1)^2}{g(z)} \right).
\end{aligned} \tag{3.7}$$

We have

$$g_{\alpha\beta} = \frac{L^2 b_s(z)}{z^2} \bar{g}_{\alpha\beta} \tag{3.8}$$

and

$$\begin{aligned}
\bar{g}_{11}(z, \phi, \theta, \psi) &= \mathfrak{g}_1 a_{11}^2 + \mathfrak{g}_2 a_{21}^2 + \mathfrak{g}_3 a_{31}^2 + \frac{z'^2}{g}, \\
\bar{g}_{22}(z, \phi, \theta, \psi) &= \mathfrak{g}_1 a_{12}^2 + \mathfrak{g}_2 a_{22}^2 + \mathfrak{g}_3 a_{32}^2, \\
\bar{g}_{33}(z, \phi, \theta, \psi) &= \mathfrak{g}_1 a_{13}^2 + \mathfrak{g}_2 a_{23}^2 + \mathfrak{g}_3 a_{33}^2, \\
\bar{g}_{12}(z, \phi, \theta, \psi) &= \mathfrak{g}_1 a_{11} a_{12} + \mathfrak{g}_2 a_{21} a_{22} + \mathfrak{g}_3 a_{13} a_{32}, \\
\bar{g}_{13}(z, \phi, \theta, \psi) &= \mathfrak{g}_1 a_{11} a_{13} + \mathfrak{g}_2 a_{21} a_{23} + \mathfrak{g}_3 a_{31} a_{33}, \\
\bar{g}_{23}(z, \phi, \theta, \psi) &= \mathfrak{g}_1 a_{12} a_{13} + \mathfrak{g}_2 a_{22} a_{23} + \mathfrak{g}_3 a_{32} a_{33}, \\
\bar{g}_{21} &= \bar{g}_{12}, \quad \bar{g}_{32} = \bar{g}_{23}, \quad \bar{g}_{31} = \bar{g}_{13}.
\end{aligned} \tag{3.9}$$

The determinant of the induced metric is

$$\det g_{\alpha\beta} = \left(\frac{L^2 b_s}{z^2}\right)^3 \left(\mathfrak{g}_1 \mathfrak{g}_2 \mathfrak{g}_3 + \frac{z'^2}{g} (\bar{g}_{22} \bar{g}_{33} - \bar{g}_{23}^2)\right) \quad (3.10)$$

and the Nambu-Goto action is

$$\mathcal{S} = \int_{\mathcal{P}} \left(\frac{L^2 b_s}{z^2}\right)^{3/2} \sqrt{\left(\mathfrak{g}_1 \mathfrak{g}_2 \mathfrak{g}_3 + \frac{z'^2}{g} (\bar{g}_{22} \bar{g}_{33} - \bar{g}_{23}^2)\right)} d\xi^1 d\xi^2 d\xi^3, \quad (3.11)$$

where  $g, \mathfrak{g}_1, \mathfrak{g}_2, \mathfrak{g}_3$  are functions of  $z$  and  $\bar{g}_{22}, \bar{g}_{33}, \bar{g}_{23}$  are functions of  $z$  and the Euler angles. Since there is no dependence of the integrand on  $\xi^2, \xi^3$  we can perform the integration in these variables that gives the sizes of the parallelepiped in second and third directions:

$$\frac{\mathcal{S}}{L_1 L_2} = \int_{-\ell/2}^{\ell/2} \left(\frac{L^2 b_s}{z^2}\right)^{3/2} \sqrt{\left(\mathfrak{g}_1 \mathfrak{g}_2 \mathfrak{g}_3 + \frac{z'^2}{g} (\bar{g}_{22} \bar{g}_{33} - \bar{g}_{23}^2)\right)} d\xi^1. \quad (3.12)$$

Here  $\ell, L_1, L_2$  are the lengths of the parallelepiped in the first, second and third directions.  $\ell$  can be fixed by boundary conditions, see below (3.17). In what follows we assume  $L_1 = L_2 = 1$ .

The action (3.12) is a particular case of the BI action

$$\mathcal{S} = \int_{-\ell/2}^{\ell/2} M(z(\xi)) \sqrt{\mathcal{F}(z(\xi)) + (z'(\xi))^2} d\xi. \quad (3.13)$$

This action defines the dynamical system with dynamical variable  $z = z(\xi)$  and time  $\xi$ . An effective potential is

$$\mathcal{V}(z(\xi)) \equiv M(z(\xi)) \sqrt{\mathcal{F}(z(\xi))}. \quad (3.14)$$

This system has the first integral:

$$\frac{M(z(\xi)) \mathcal{F}(z(\xi))}{\sqrt{\mathcal{F}(z(\xi)) + (z'(\xi))^2}} = \mathcal{I}. \quad (3.15)$$

From (3.15) we can find the ‘‘top’’ point  $z_*$  (the closest position of the minimal surface to the horizon), where  $z'(\xi) = 0$ :

$$M(z_*) \sqrt{\mathcal{F}(z_*)} = \mathcal{I}. \quad (3.16)$$

Finding  $z'$  from (3.15) one gets representations for the length  $\ell$  and the action  $\mathcal{S}$  (3.13), that defines the HEE  $S$  (3.2) up to the factor  $1/4$ :

$$\frac{\ell}{2} = \int_0^{z_*} \frac{1}{\sqrt{\mathcal{F}(z)}} \frac{dz}{\sqrt{\frac{\mathcal{V}^2(z)}{\mathcal{V}^2(z_*)} - 1}}, \quad (3.17)$$

$$\frac{\mathcal{S}}{2} = \int_{\epsilon}^{z_*} \frac{M(z) dz}{\sqrt{1 - \frac{\mathcal{V}^2(z_*)}{\mathcal{V}^2(z)}}}. \quad (3.18)$$

For action (3.12) we have

$$M(z) = \left( \frac{L^2 b_s}{z^2} \right)^{3/2} \sqrt{\frac{(\bar{g}_{22}\bar{g}_{33} - \bar{g}_{23}^2)}{g}}, \quad (3.19)$$

$$\mathcal{F}(z) = \frac{\mathfrak{g}_1 \mathfrak{g}_2 \mathfrak{g}_3 g}{(\bar{g}_{22}\bar{g}_{33} - \bar{g}_{23}^2)}, \quad (3.20)$$

$$\mathcal{V}(z) = \left( \frac{L^2 b_s}{z^2} \right)^{3/2} \sqrt{\mathfrak{g}_1 \mathfrak{g}_2 \mathfrak{g}_3}. \quad (3.21)$$

Few remarks concerning (3.17) and (3.12) are in order.

- The form of the effective potential  $\mathcal{V}(z)$  does not depend on the slab orientation. Therefore, the location of the dynamical wall, defined by location of the minimum of the effective potential  $\mathcal{V}(z)$ , is the same for all orientations for fixed  $z_h$  and  $\nu$ .
- The expressions for  $M(z)$  and  $\mathcal{F}(z)$  depend only on the combination

$$\bar{g}_{22}\bar{g}_{33} - \bar{g}_{23}^2, \quad (3.22)$$

that in its turn depends on 3 angles  $\phi, \psi$  and  $\theta$ :

$$\bar{g}_{22}\bar{g}_{33} - \bar{g}_{23}^2 = \mathfrak{g}_1 \mathfrak{g}_2 a_{31}^2(\phi, \theta, \psi) + \mathfrak{g}_1 \mathfrak{g}_3 a_{21}^2(\phi, \theta, \psi) + \mathfrak{g}_2 \mathfrak{g}_3 a_{11}^2(\phi, \theta, \psi). \quad (3.23)$$

### 3.2 Geometric Renormalization

It is convenient to perform renormalization of the entanglement entropy by subtraction the "disconnected" surface contribution from the "connected" one [44, 48, 56]. The contribution of the "disconnected" surfaces is given by the doubled area of the surface hanging from the boundary to the horizon  $z = z_h$  or to the dynamical wall  $z_{DW}$  and the area of the surface along  $z = z_h$  or  $z = z_{DW}$  (if the dynamical wall exists for the considered parameters).

The difference between the "connected" and "disconnected" parts  $S_{CD} \equiv S_{conn} - S_{diccon}$  for arbitrary oriented slab is

$$\begin{aligned} S_{CD} &= 2 \int_{\epsilon}^{z_*} \frac{L^3 b_s^{3/2}(z)}{z^3} \sqrt{\frac{\mathfrak{g}_1 \mathfrak{g}_2 a_{31}^2 + \mathfrak{g}_1 \mathfrak{g}_3 a_{21}^2 + \mathfrak{g}_2 \mathfrak{g}_3 a_{11}^2}{g(z)}} \frac{dz}{\sqrt{1 - \frac{\nu^2(z_*)}{\nu^2(z)}}} \\ &\quad - 2 \int_{\epsilon}^{z_D} \left( \frac{L^2 b_s(z)}{z^2} \right)^{3/2} \sqrt{\frac{\mathfrak{g}_1 \mathfrak{g}_2 a_{31}^2 + \mathfrak{g}_1 \mathfrak{g}_3 a_{21}^2 + \mathfrak{g}_2 \mathfrak{g}_3 a_{11}^2}{g(z)}} dz \\ &\quad - \left( \frac{L^2 b_s(z_D)}{z_D^2} \right)^{3/2} \sqrt{\mathfrak{g}_1 \mathfrak{g}_2 \mathfrak{g}_3} \Big|_{z=z_D} \ell, \end{aligned} \quad (3.24)$$

where  $z_D$  is the minimum of the two values  $z_{DW}$  and  $z_h$  ( $z_{DW}$  is the position of the dynamical wall, at this point  $\mathcal{V}'(z_{DW}) = 0$ ).

Here we used the fact that the determinant of  $3 \times 3$  induced matrix corresponding to the 3-dim body hanging along the z-axis is

$$\begin{aligned} \det \bar{M} &= \frac{(a_{13}a_{22} - a_{12}a_{23})^2 \mathfrak{g}_1 \mathfrak{g}_2 + (a_{13}a_{32} - a_{12}a_{33})^2 \mathfrak{g}_1 \mathfrak{g}_3 + (a_{23}a_{32} - a_{22}a_{33})^2 \mathfrak{g}_2 \mathfrak{g}_3}{g} \\ &= \frac{\mathfrak{g}_1 \mathfrak{g}_2 a_{31}^2 + \mathfrak{g}_1 \mathfrak{g}_3 a_{21}^2 + \mathfrak{g}_2 \mathfrak{g}_3 a_{11}^2}{g}, \end{aligned} \quad (3.25)$$

In (3.24)  $z = z_D$  is the position of the horizon or the dynamical wall. Here we consider the dynamical wall for HEE, that is defined as the position of the minimum of the effective potential  $\mathcal{V}(z)$ ,

$$\mathcal{V}(z) = \left( \frac{L^2 b_s(z)}{z^2} \right)^{3/2} \sqrt{\mathfrak{g}_1(z) \mathfrak{g}_2(z) \mathfrak{g}_3(z)}. \quad (3.26)$$

It is interesting to note that  $\mathcal{V}$  does not depend on the Euler angles. The HEE dynamical wall does not coincide with Wilson loop dynamical walls, which depend on the orientation of the loop in respect to the collision axes [82].

### 3.3 HEE for $\mathfrak{g}_1 = 1$ , $\mathfrak{g}_2 = \mathfrak{g}_3 = \mathfrak{g}$ and arbitrary orientation

In this section we consider the metric (2.3). From the general formula (3.12) we get

$$\frac{\mathcal{S}}{2} = \int_{-\ell/2}^{\ell/2} \left( \frac{L^2 b_s(z)}{z^2} \right)^{3/2} \sqrt{s(\mathfrak{g}, \phi, \theta, \psi)} dz, \quad (3.27)$$

where

$$s(\mathfrak{g}, \phi, \theta, \psi) = \mathfrak{g}^2(z) + \left[ a_{21}^2(\phi, \theta, \psi) + a_{31}^2(\phi, \theta, \psi) + a_{11}^2(\phi, \theta, \psi) \mathfrak{g}(z) \right] \frac{\mathfrak{g}(z) z'^2}{g(z)},$$

and  $a_{ij}$  are given by (3.6) and satisfy the relation

$$a_{21}^2(\phi, \theta, \psi) + a_{31}^2(\phi, \theta, \psi) + a_{11}^2(\phi, \theta, \psi) = 1. \quad (3.28)$$

So we can use a new parametrization

$$a_{11}(\phi, \theta, \psi) = \cos \varphi, \quad (3.29)$$

and in this case

$$s(\mathfrak{g}, \phi, \theta, \psi) = \mathfrak{g}^2(z) + \left[ \sin^2 \varphi + \mathfrak{g}(z) \cos^2 \varphi \right] \frac{\mathfrak{g}(z) z'^2}{g(z)}. \quad (3.30)$$

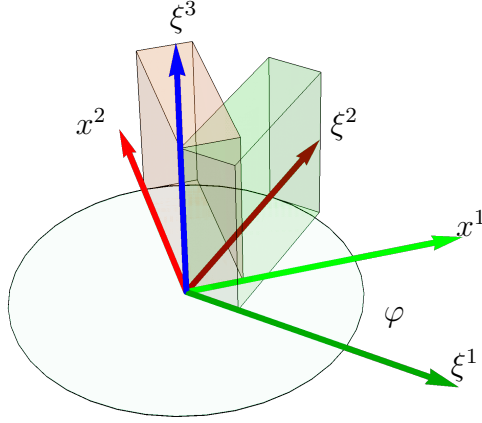


Note that  $\varphi$  is nothing but the angle between the  $\xi^1$  and  $x^1$  axes. In this parametrization we have

$$\mathcal{V}(\mathbf{g}, \phi, \theta, \psi) = \left( \frac{L^2 b_s(z)}{z^2} \right)^{3/2} \mathbf{g}(z), \quad (3.31)$$

$$M(\mathbf{g}, \phi, \theta, \psi) = \left( \frac{L^2 b_s(z)}{z^2} \right)^{3/2} \sqrt{\frac{\mathbf{g}(z)}{g(z)} (\sin^2 \varphi + \cos^2 \varphi \mathbf{g}(z))}, \quad (3.32)$$

$$\mathcal{F}(\mathbf{g}, \phi, \theta, \psi) = \frac{\mathbf{g}(z)g(z)}{\sin^2 \varphi + \mathbf{g}(z) \cos^2 \varphi}. \quad (3.33)$$



**Figure 6.** The entangling subsystem defined by the Euler angles  $(\varphi, 0, 0)$ . The HEE in the geometry (2.3) is invariant with respect to rotations of the slab around the  $x^1$ -axis.

This answer is equivalent to the HEE of the slab that is obtained by rotation of the initial slab, oriented along the natural HIC axes, around the  $\xi^3$  axis by the angle  $\varphi$ , see Fig.6.

### 3.3.1 Application of Geometric Renormalization

According to (3.24) we have

$$\begin{aligned} \mathcal{S}_{CD, \varphi} &= 2 \int_{\epsilon}^{z_*} \left( \frac{L^2 b_s(z)}{z^2} \right)^{3/2} \sqrt{\frac{\mathbf{g}(z)(\sin^2 \varphi + \cos^2 \varphi \mathbf{g}(z))}{g(z)}} \frac{dz}{\sqrt{1 - \frac{\mathcal{V}^2(z_*)}{\mathcal{V}^2(z)}}} \\ &\quad - 2 \int_{\epsilon}^{z_D} \left( \frac{L^2 b_s(z)}{z^2} \right)^{3/2} \sqrt{\frac{\mathbf{g}(z)(\sin^2 \varphi + \cos^2 \varphi \mathbf{g}(z))}{g(z)}} dz \\ &\quad - \left( \frac{L^2 b_s(z)}{z^2} \right)^{3/2} \mathbf{g}(z) \Big|_{z=z_D} \ell(\mathbf{g}, \varphi), \end{aligned} \quad (3.34)$$

where

$$\frac{\ell(\mathfrak{g}, \varphi)}{2} = \int_0^{z_*} \frac{\sqrt{\sin^2 \varphi + \mathfrak{g}(z) \cos^2 \varphi} \mathcal{V}(z_*)}{\sqrt{\mathfrak{g}(z)g(z)} \mathcal{V}(z)} \frac{dz}{\sqrt{1 - \frac{\mathcal{V}^2(z_*)}{\mathcal{V}^2(z)}}}. \quad (3.35)$$

### 3.4 The Holographic Entanglement Entropy for $\mathfrak{g}_1 = \mathfrak{g}_2 = (z/L)^{2-2/\nu}$

We get the following representations for the character length and the action. For (2.4) we have

$$\frac{\ell_\varphi}{2} = \int_0^{z_*} \frac{\mathcal{V}(z_*)}{\mathcal{V}(z)} \sqrt{\frac{(\frac{z}{L})^{-2+2/\nu} \sin^2 \varphi + \cos^2 \varphi}{g(z)(1 - \frac{\mathcal{V}^2(z_*)}{\mathcal{V}^2(z)})}} dz, \quad \mathcal{V}(z) = \left(\frac{L}{z}\right)^{1+2/\nu} b_s^{3/2}(z), \quad (3.36)$$

$$\frac{\mathcal{S}_\varphi}{2} = \int_\epsilon^{z_*} \mathcal{V}(z) \sqrt{\frac{(\frac{z}{L})^{-2+2/\nu} \sin^2 \varphi + \cos^2 \varphi}{g(z)(1 - \frac{\mathcal{V}^2(z_*)}{\mathcal{V}^2(z)})}} dz. \quad (3.37)$$

$M_\varphi(z)$  defined as

$$M_\varphi(z) = \mathcal{V}(z) \sqrt{\frac{\left(\frac{z}{L}\right)^{-2+2/\nu} \sin^2 \varphi + \cos^2 \varphi}{g(z)}} \quad (3.38)$$

determines the degree of divergence of  $\mathcal{S}_\varphi$ . Near  $z = 0$  it has a different behavior for  $\varphi = 0$  and  $\varphi \neq 0$ . However, we can use the universal renormalization (3.24).

For the particular case of the longitudinal ( $\varphi = 0$ , subscript  $xYY$ ) orientation, the difference between "connected" and "disconnected" parts according to (3.24) is

$$S_{CD,xYY} = \frac{1}{2} \int_\epsilon^{z_*} \frac{\mathcal{V}(z) dz}{\sqrt{g(z)}} \left[ \frac{1}{\sqrt{1 - \frac{\mathcal{V}^2(z_*)}{\mathcal{V}^2(z)}}} - 1 \right] - \frac{1}{2} \int_{z_*}^{z_D} \frac{\mathcal{V}(z) dz}{\sqrt{g(z)}} - \frac{\mathcal{V}(z_D)}{4} \ell_{xYY}, \quad (3.39)$$

where

$$\frac{\ell_{xYY}}{2} = \int_0^{z_*} \frac{\mathcal{V}(z_*)}{\mathcal{V}(z)} \frac{dz}{\sqrt{g(z)(1 - \frac{\mathcal{V}^2(z_*)}{\mathcal{V}^2(z)})}}. \quad (3.40)$$

The difference between the "connected" and "disconnected" parts for the transversal orientation ( $\varphi = \pi/2$ , subscript  $yXY$ ) is

$$S_{CD,yXY} = \frac{1}{2} \int_\epsilon^{z_*} \frac{L^{1-1/\nu} \mathcal{V}(z)}{z^{1-1/\nu}} \frac{dz}{\sqrt{g(z)}} \left[ \frac{1}{\sqrt{1 - \frac{\mathcal{V}^2(z_*)}{\mathcal{V}^2(z)}}} - 1 \right] - \frac{1}{2} \int_{z_*}^{z_D} \frac{z^{1-1/\nu} \mathcal{V}(z)}{z^{1-1/\nu}} \frac{dz}{\sqrt{g(z)}} - \frac{\mathcal{V}(z_D)}{4} \ell_{yXY}, \quad (3.41)$$

where

$$\frac{\ell_{yXY}}{2} = \int_0^{z_*} \frac{\mathcal{V}(z_*) L^{1-1/\nu}}{\mathcal{V}(z) z^{1-1/\nu}} \frac{dz}{\sqrt{g(z)(1 - \frac{\mathcal{V}^2(z_*)}{\mathcal{V}^2(z)}})}. \quad (3.42)$$

The HEE is a UV divergent quantity, so the HEE needs renormalization for  $z \sim 0$ . Note that we can analyze the behavior of the integral at the upper limit  $z_*$ . If  $z_* \neq z_{DW}$  ( $z_{DW}$  is the point, where  $\mathcal{V}'(z_{DW}) = 0$ ) we have an integrable singularity (because  $\mathcal{V}'(z) \neq 0$  for  $0 < z < z_*$ ). If  $z_* = z_{DW}$  we have a logarithmic singularity [82].

Now we can determine the power of the integrand singularity at  $z = 0$ . It is defined by  $M$  behavior near  $z = 0$ :

$$M(z) \left[ \frac{1}{\sqrt{1 - \frac{\mathcal{V}^2(z_*)}{\mathcal{V}^2(z)}}} - 1 \right] \underset{z \sim 0}{\sim} \frac{M(z)}{(\mathcal{V}(z))^2} \underset{z \sim 0}{\sim} z^{\kappa_0}. \quad (3.43)$$

Here  $\kappa_0$  is defined by the asymptotic of  $M$  and  $\mathcal{V}$  at  $z = 0$  and depends on the orientation, so we use subscripts to specify the different orientations.

Taking into account the dilaton field  $\phi(z, z_h, c, \nu)$  the asymptotic is given by (eq. (2.58) in [67]):

$$\phi(z, z_h, c, \nu) \sim -k(z_h, \nu, c) + \frac{2\sqrt{\nu-1}}{\nu} \log\left(\frac{z}{z_h}\right), \quad (3.44)$$

where  $k(z_h, \nu, c)$  does not depend on  $z$ . Therefore we have the following asymptotic of the functions  $b_s(z, \nu)$  and  $M(z)$  at  $z \rightarrow 0$ :

$$b_s(z) \underset{z \sim 0}{\sim} B_s(\nu, c, z_h) z^{\frac{\sqrt{\frac{8}{3}(\nu-1)}}{\nu}}, \quad (3.45)$$

$$M_{xYY}(z) \underset{z \sim 0}{\sim} z^{\kappa_{xYY}(\nu)} B_s^{3/2}(\nu, c, z_h), \quad (3.46)$$

$$M_{yXY}(z) \underset{z \sim 0}{\sim} z^{\kappa_{yXY}(\nu)} B_s^{3/2}(\nu, c, z_h), \quad (3.47)$$

where

$$B_s(\nu, c, z_h) \equiv e^{-\sqrt{\frac{2}{3}} \left( \frac{2\sqrt{\nu-1}}{\nu} \log z_h + k(z_h, \nu, c) \right)}, \quad (3.48)$$

$$\kappa_{xYY}(\nu) \equiv \frac{\sqrt{6(\nu-1)}}{\nu} - 1 - \frac{2}{\nu}, \quad (3.49)$$

$$\kappa_{yXY}(\nu) \equiv \frac{\sqrt{6(\nu-1)}}{\nu} - 2 - 1/\nu. \quad (3.50)$$

The expression for  $B_s(\nu, c, z_h)$ :

$$\begin{aligned}
B_s(\nu, c, z_h)^{3/2} &= 2^{-\frac{\sqrt{6}\sqrt{\nu-1}}{\nu}-1} 3^{-\frac{\sqrt{\frac{3}{2}}\sqrt{\nu-1}}{\nu}} \left( \frac{\sqrt{6}\sqrt{\nu-1}}{\nu} - \frac{1}{\nu} - 1 \right) z_*^{-\frac{\sqrt{6}\sqrt{\nu-1}}{\nu} + \frac{1}{\nu} + 2} \times \\
&\times \left( \frac{\mathcal{N}(\nu, c, z_h) + \sqrt{3}\nu(cz_h^2 - 3)}{2\sqrt{2}\sqrt{\nu-1} - 3\sqrt{3}\nu} \right)^{9/4} \left( \frac{-9c\nu^2 z_h^2 + \sqrt{2(\nu-1)}\mathcal{N}(\nu, c, z_h) + 8\nu - 8}{\nu - 1} \right)^{\frac{\sqrt{\frac{3}{2}}\sqrt{\nu-1}}{\nu}} \times \\
&\times \exp \left( \frac{\sqrt{\frac{3}{2}}\sqrt{\nu-1}}{\nu} - \frac{\sqrt{3}\mathcal{N}(\nu, c, z_h)}{4\nu} \right) \left( \frac{z}{z_h} \right)^{\frac{\sqrt{6}\sqrt{\nu-1}}{\nu}}, \tag{3.51}
\end{aligned}$$

where

$$\mathcal{N}(\nu, c, z_h) = \sqrt{3c\nu^2 z_h^2 (cz_h^2 - 6) + 8\nu - 8}. \tag{3.52}$$

The potential  $\mathcal{V}$  asymptotic at  $z \sim 0$ :

$$\mathcal{V}(z) = \frac{b_s(z)^{3/2}}{z^{2+1/\nu}} \underset{z \sim 0}{\sim} M_{xYY}(z). \tag{3.53}$$

Comparing with  $\kappa_{xYY}(\nu)$  we obtain

$$\kappa_{yXY}(\nu) = \kappa_{xYY}(\nu) - 1 + 1/\nu. \tag{3.54}$$

The integrand (3.43) for the  $yXY$  case has a larger degree of divergence than for  $xYY$  case, so

$$\kappa_0 = - \left( 2 - 2/\nu + \frac{\sqrt{6(\nu-1)}}{\nu} - 2 - 1/\nu \right) = 3/\nu - \frac{\sqrt{6(\nu-1)}}{\nu}. \tag{3.55}$$

Note that  $\kappa_0 > -1$  for  $\nu \geq 1$  (see Fig.7), which means that the HEE is finite after the geometric renormalization for  $\nu \geq 1$ .

### 3.4.1 Minimal renormalization for $\varphi = 0$

Here we consider (3.37) in a particular case  $\varphi = 0$ , i.e. the smallest size of the slab is oriented along the longitudinal direction. In notation (3.13) we have:

$$\mathcal{V}_{xYY}(z) = \frac{b_s^{3/2}(z)}{z^{1+2/\nu}}, \quad M_{xYY}(z) = \frac{b_s^{3/2}(z)}{z^{1+2/\nu}\sqrt{g(z)}}, \quad \mathcal{F}_{xYY}(z) = g(z). \tag{3.56}$$

The UV divergencies are defined by behavior of  $M_{xYY}(z)$  at  $z \sim 0$  (3.47). We see that  $M_{xYY}(z)$  has an integrable singularity at  $z = 0$  for  $\nu \geq 1.67$ .

For  $\nu = 1$  we have to perform a renormalization and for the renormalized HEE we get:

$$S_{ren} = \frac{1}{2} \int_{\epsilon}^{z_*} dz \left[ \frac{M(z)}{\sqrt{(1 - \frac{\nu^2(z_*)}{\nu^2(z)})}} - M_{as}(z) \right] + \frac{1}{2} \int^{z_*} M_{as}(z) dz, \tag{3.57}$$

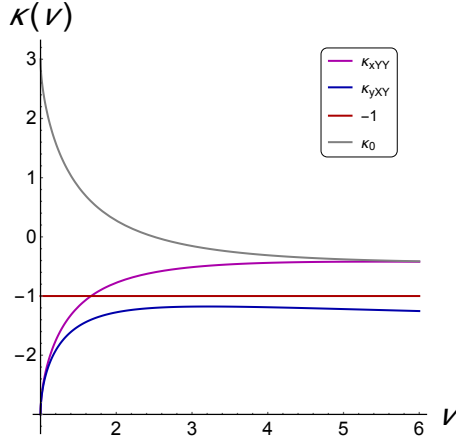
where the last term means the indefinite integral of  $M_{as}(z)$  at  $z = z_*$ .

For  $xYY$  case and  $\nu > 1.67$  we have an integrable singularity. For  $xYY$  case and  $1 < \nu < 1.67$  we have to perform renormalization:

$$S_{xYY,ren} = \frac{1}{2} \int_{\epsilon}^{z_*} dz \left[ \frac{M_{xYY}(z)}{\sqrt{(1 - \frac{\mathcal{V}_{xYY}^2(z_*)}{\mathcal{V}_{xYY}^2(z)})}} - M_{xYY,as}(z) \right] + \frac{1}{2} \int^{z_*} M_{xYY,as}(z) dz, \quad (3.58)$$

where we use the expression for the indefinite integral of  $M$ :

$$\int^{z_*} M_{xYY,as}(z) = B_s(\nu, c, z_h)^{3/2} \frac{z_*^{\kappa_{xYY}(\nu)+1}}{\kappa_{xYY}(\nu) + 1}. \quad (3.59)$$



**Figure 7.** Functions  $\kappa_{yXY}(\nu)$ ,  $\kappa_{xYY}(\nu)$  and  $\kappa_0$  are shown by blue, magenta and gray lines.

### 3.4.2 Minimal renormalization for $\varphi \neq 0$

Here we consider a configuration for  $\varphi \neq 0$ . As we can see from (3.37), the type of UV asymptotic is the same for all  $\varphi \neq 0$  and further we consider the case  $\varphi = \pi/2$  for simplicity. Due to the invariance in the transversal directions we can choose  $\theta = 0$ ,  $\psi = 0$ . This corresponds to parametrization (3.3) with  $\phi = \pi/2$ ,  $\theta = 0$ ,  $\psi = 0$  and in this configuration the small subsystem orientation is delineated along the transversal direction  $y_1$ . We call this configuration the transversal and denote with the subscript  $yXY$ . In notation (3.13) we have:

$$\mathcal{V}_{yXY}(z) = \frac{b_s^{3/2}(z)}{z^{1+2/\nu}}, \quad M_{yXY}(z) = \frac{b_s^{3/2}(z)}{z^{2+1/\nu} \sqrt{g(z)}}, \quad \mathcal{F}_{yXY}(z) = g(z) z^{2-2/\nu}, \quad (3.60)$$

UV divergences are now defined by the asymptotic of  $M_{yXY}(z)$  at  $z \sim 0$  (3.47).

The plots of functions  $\kappa_{yXY}(\nu)$  and  $\kappa_{xYY}(\nu)$  are presented in Fig.7. We see that  $M_{yXY}(z)$  has a nonintegrable singularity for all  $\nu$  values at  $z = 0$ .

For  $yXY$  case and  $\nu > 1$  there is a nonintegrable singularity and we have to perform a renormalization:

$$S_{yXY,ren} = \frac{1}{2} \int_{\epsilon}^{z_*} dz \left[ \frac{M_{yXY}(z)}{\sqrt{\left(1 - \frac{\nu_{yXY}^2(z_*)}{\nu_{yXY}^2(z)}\right)}} - M_{yXY,as}(z) \right] + \frac{1}{2} B_s(\nu, c, z_h)^{3/2} \frac{z_*^{\kappa_{yXY}(\nu)+1}}{\kappa_{yXY}(\nu) + 1}, \quad (3.61)$$

where

$$\int M_{yXY,as} dz = B_s(\nu, c, z_h)^{3/2} \frac{z^{\kappa_{yXY}(\nu)+1}}{\kappa_{yXY}(\nu) + 1}.$$

## 4 Entanglement Entropy Density and c-functions

It is also instructive to consider the entanglement entropy density that is defined as [93, 94]

$$\eta = \frac{dS(\ell)}{d\ell} \quad (4.1)$$

(compare with [95, 96]). The advantage of dealing with the HEE density is that it has no divergences. For fixed temperature  $T$  (i.e. fixed  $z_h$ ) the entanglement entropy density can be obtained from equation (3.18). We see that it can be expressed in terms of the value of the effective potential  $\mathcal{V}$ ,

$$\eta(z_*) = \frac{dS(z_*)}{d\ell(z_*)} = \frac{\frac{dS(z_*)}{dz_*}}{\frac{d\ell(z_*)}{dz_*}} = \frac{\mathcal{V}(z_*)}{4}. \quad (4.2)$$

The potential  $\mathcal{V}(z)$  in the Born-Infeld action (3.12) is the same for different orientations of the entangling domain. From (3.26) we get

$$\eta(z_*) = \frac{L^3 b_s^{3/2}(z_*)}{4z_*^3} (\mathfrak{g}_1(z_*)\mathfrak{g}_2(z_*)\mathfrak{g}_3(z_*))^{1/2}. \quad (4.3)$$

However, the angular dependence of the density exists because the length  $\ell$ , given by (3.42), depends on the orientation.

Definition (4.3) requires a comment. Despite the fact that the density of entropy does not contain divergences, its definition may depend on a finite renormalization. In particular, adopting the geometric renormalization (3.24) we have

$$\begin{aligned} \eta_{CD} &= \frac{1}{4} (\mathcal{V}(z_*) - \mathcal{V}(z_D)) \\ &= \frac{L^3}{4} \left( \frac{b_s^{3/2}(z_*)}{z_*^3} (\mathfrak{g}_1(z_*)\mathfrak{g}_2(z_*)\mathfrak{g}_3(z_*))^{1/2} - \frac{b_s^{3/2}(z_D)}{z_D^3} (\mathfrak{g}_1(z_D)\mathfrak{g}_2(z_D)\mathfrak{g}_3(z_D))^{1/2} \right), \end{aligned} \quad (4.4)$$

where  $z_D = z_{DW}$  or  $z_D = z_h$ .

The anisotropic c-function can be defined as

$$c_\varphi = \ell_\varphi^{m_\varphi} \frac{dS(\ell_\varphi)}{d\ell_\varphi}, \quad (4.5)$$

Here  $m$  is the scaling power. It depends on the model and we make few comments about  $m$  in the next subsection 5.3. Generally speaking, unlike conformal theories [105–107] and especially the holographic theories with conformal invariance [108–112, 115],  $m_\varphi$  is different in UV and IR, can depend on the orientation of the slab as well (see considerations of candidates for c-functions in theories with Lorentz violation [97–100], and especially, [102–104]).

We can also consider

$$c_{CD,\varphi} = \frac{\ell^m L^3}{4} \left( \frac{b_s^{3/2}(z_*)}{z_*^3} (\mathfrak{g}_1(z_*)\mathfrak{g}_2(z_*)\mathfrak{g}_3(z_*))^{1/2} - \frac{b_s^{3/2}(z_D)}{z_D^3} (\mathfrak{g}_1(z_D)\mathfrak{g}_2(z_D)\mathfrak{g}_3(z_D))^{1/2} \right). \quad (4.6)$$

## 5 Numerical Results

In this section we display and discuss our main results using numerical calculations. In what follows we set  $L = 1$ . We present all the plots according to the color scheme of the lines indicated in Table 1.

	SF				EF			
	ISO	ANIS			ISO	ANIS		
		TRAN	$\varphi$	LONG		TRAN	$\varphi$	LONG
COLOR	Green	Blue	various	Magenta	Brown	Cyan	various	Gray

**Table 1.** The color scheme of the lines used in the plots in this article.

### 5.1 Entanglement Entropy near the Background Phase Transition

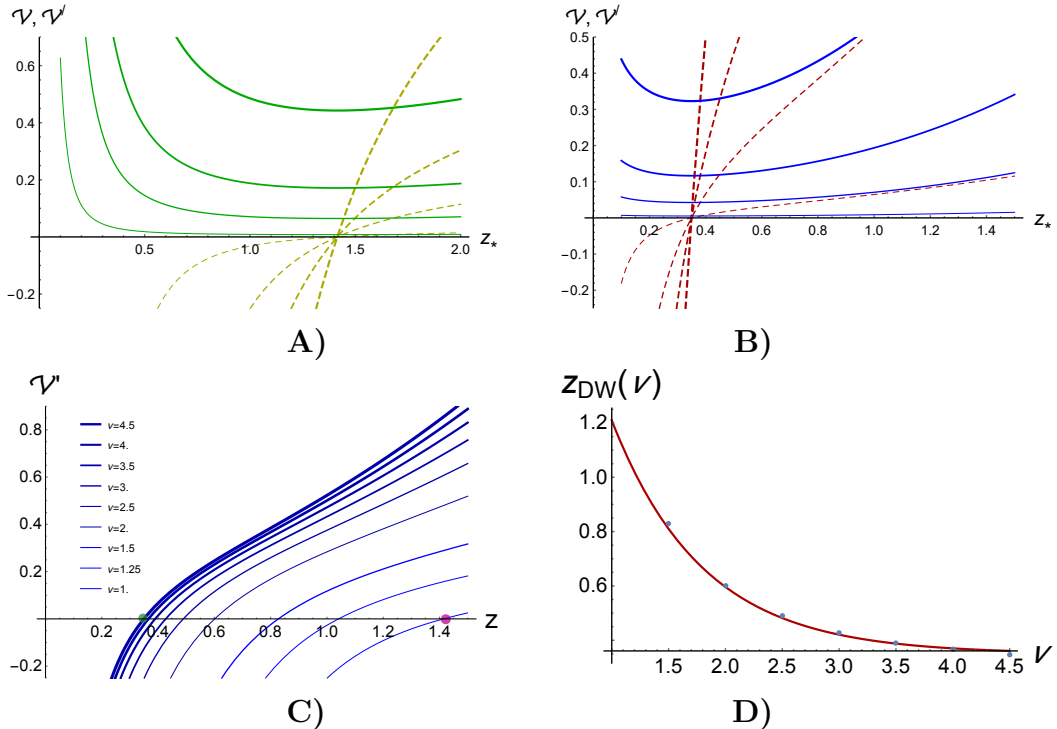
In this section we present plots of the entanglement entropy dependence on the geometric characteristics of the entangling region (orientation and thickness of the slab) and the thermodynamic characteristics of the medium (temperature and chemical potential) for the model (2.4). We find the slab HEE dependence on the smallest length  $\ell$  numerically performing integration of (3.42) and (3.37), and then excluding the dependence on  $z_*$  by solving equation (3.42) for a given  $\ell$ .

In this construction the location of the dynamical walls and the horizon plays a special role. In Fig.8 we show the appearance of the dynamical wall. The dynamical wall appears when the effective potential  $\mathcal{V}$  gets a saddle point.

In Fig.8 we also illustrate the location of  $z_{DW}$  for various choices of the horizon size  $z_h$  for  $\nu = 1$  **A)** and  $\nu = 4.5$  **B)**. Solid lines present  $\mathcal{V}$  and dashed lines present  $\mathcal{V}'$ . We see that the location of the dynamical wall does not depend on the horizon. In Fig.8.C) we show the location of the dynamical wall for arbitrary  $1 \leq \nu \leq 4.5$ .

In Fig.9 we see that  $\ell$  increases when  $z_*$  approaches  $z_{DW}$  or the horizon. The location of the dynamical wall does not depend on the orientation of slab and also does not depend on the horizon, see Fig.8 below. In Fig.8 the plots are presented for  $\nu = 4.5$ ,  $T = 0.25$  and  $\mu = 0.2$ .





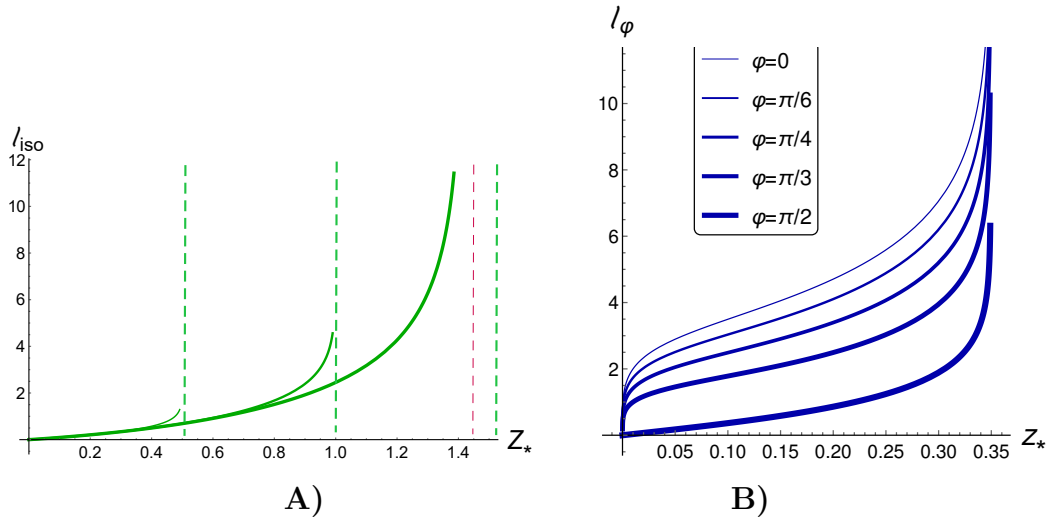
**Figure 8.** Locations of the dynamical wall for HEE for **A)**  $\nu = 1$  and **B)**  $\nu = 4.5$ . Solid lines present  $0.15 \cdot \mathcal{V}$ , dashed lines present  $\mathcal{V}'$ . We see that the location of the dynamical wall does not depend on  $z_h$ . Note that only for  $z_h < z_{HP}(\nu)$  we obtain the stable solutions,  $z_{HP}(1) = 1.505$ ,  $z_{HP}(4.5) = 1.138$ .

We present in Fig.9.A) the  $\ell$  dependence on  $z_*$  for  $\nu = 1$ ,  $z_h = 0.5, 1, 1.5$  and  $\mu = 0$ . The red dashed line shows the position of the dynamical wall. The plots in Fig.9.B) show the  $\ell$  dependence on  $z_*$  for  $\nu = 4.5$ ,  $T = 0.25$  and  $\mu = 0.2$  for different angles  $\varphi = 0, \pi/6, \pi/4, \pi/2$ . The value of  $z_*$  does not exceed  $z_{DW}(\mu, T)$ , the position of the dynamical wall for given  $\mu$  and  $T$ . Here  $z_{DW} = 0.349$ .

We tried to avoid divergences in (3.37) and used the minimum subtraction of the UV asymptotic in accordance with the formulas above in 3.4.1 and Sect. 3.4.2.

### 5.1.1 Entanglement entropy dependence on $\ell$

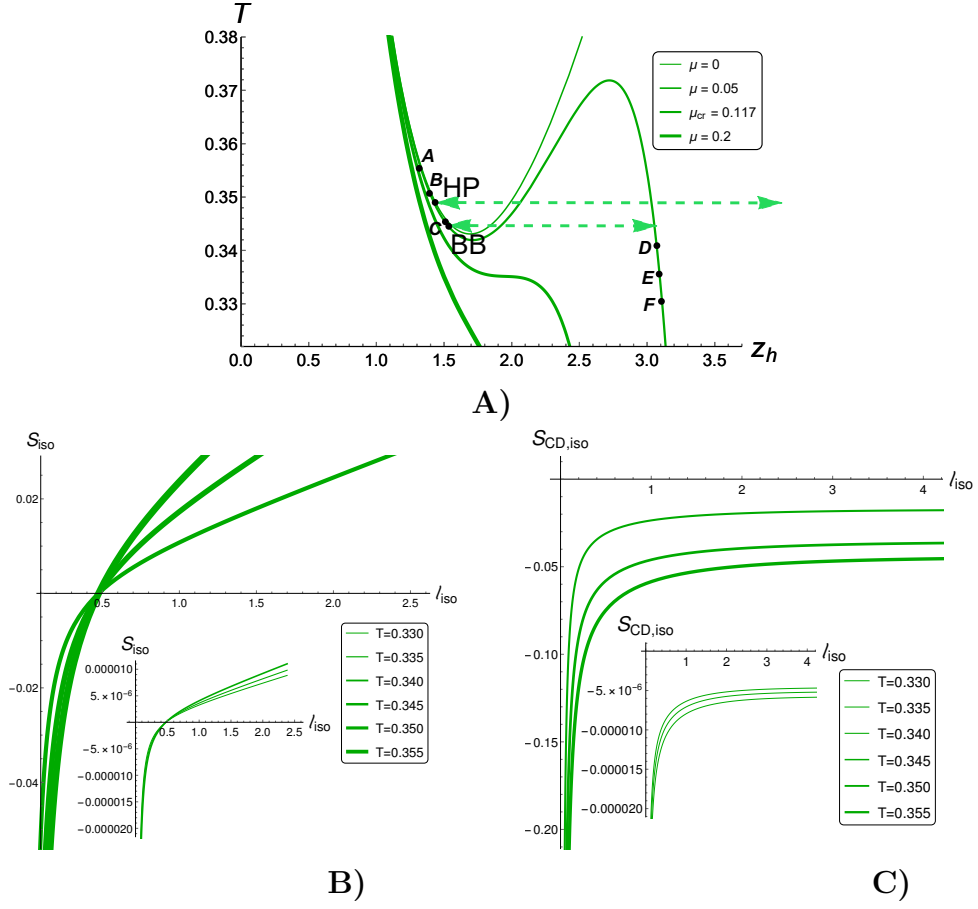
In Fig.10 we present the dependence of the slab HEE on its smallest length  $\ell$  at various values of the temperature. These temperatures are chosen equidistantly around the temperature of the BB phase transition at  $\mu = 0.05$  in the isotropic case. These temperatures are indicated on the  $(z_h, T)$ -curve by the points (A, B, C) above the  $T_{BB}$  and the points (D, E, F) below  $T_{BB}$  for  $\mu = 0.05$  (see Fig.10.A)). For these temperatures and  $\mu = 0.05$  we depict the dependence of the HEE on  $\ell$ . Here  $\ell$  is chosen to be less than  $\ell_c$ , the length at which the turning point of the connected entangling surface moves closer towards the dynamical wall  $z_{DW}$  (see Fig.9). We see that the HEE undergoes a jump when the temperature crosses the phase transition



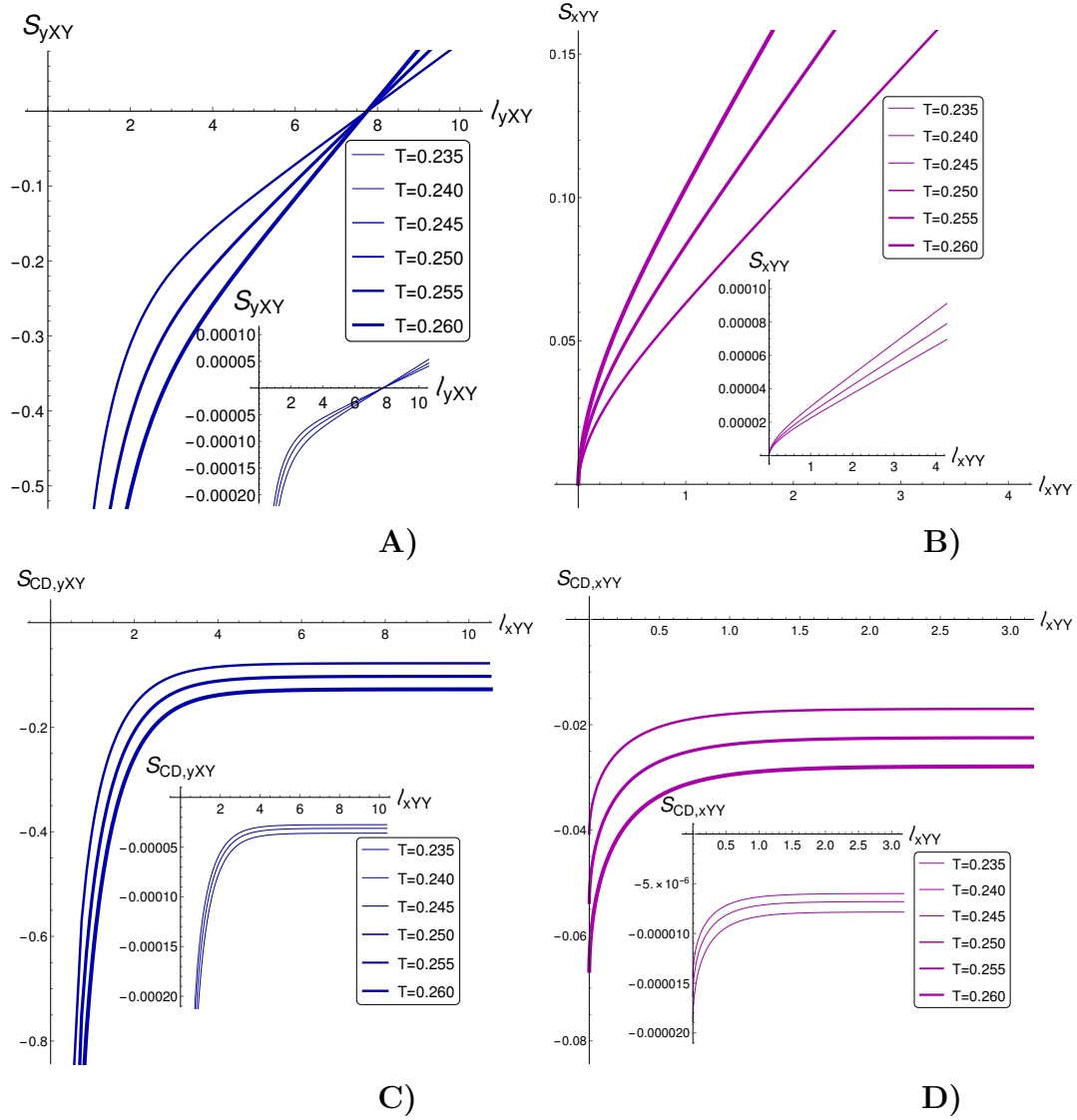
**Figure 9.** **A)** The  $\ell$  dependence on  $z_*$  for  $\nu = 1$ ,  $z_h = 0.5, 1, 1.5$  and  $\mu = 0$ . The red dashed line show the position of the dynamical wall,  $z_{DW} = 1.41$ . **B)** The plot shows the  $\ell$  dependence on  $z_*$  for  $\nu = 4.5$ ,  $T = 0.25$  and  $\mu = 0.2$  for different angles  $\varphi = 0, \pi/6, \pi/4, \pi/2$ . Note that  $z_*$  does not exceed  $z_{DW}(T, \mu)$ , the position of the dynamical wall for given  $T$  and  $\mu$ . Here  $z_{DW} = 0.349$ .

line at the point  $T_{BB}(\mu)$ . We also see that these jumps depend smoothly on  $\ell$  at least for  $\ell_{UV} < \ell < \ell_c$ .

The similar picture takes place for the anisotropic background. The HEE dependencies on  $\ell$  for the transversal and longitudinal orientations at equidistant values of the temperature around the BB phase transition for  $\mu = 0.2$  and  $\nu = 4.5$  are presented in Fig.11.**A)** and Fig.11.**B)**, respectively. We see that with decreasing of the angle  $\varphi$  from  $\varphi = \pi/2$  to  $\varphi = 0$  we increase the HEE at fixed  $\ell$  and fixed thermodynamic parameters (with our adopted method to eliminate divergences).



**Figure 10.** A)  $T$  as a function of  $z_h$  for various values of the chemical potential  $\mu$ . Here curves with different thicknesses correspond to  $\mu = 0, 0.05, 0.117$  and  $0.2$ . Plots B) and C) show the dependence of HEE for a slab on its smallest length  $\ell$  for various temperatures near the temperature of the BB phase transition,  $T_{BB} = 0.3445$  ( $z_h = 1.532$ ) corresponding to  $\mu = 0.05$  and  $\nu = 1$ . In plot B) we use the minimal renormalization scheme, in C) we use the geometric renormalization.



**Figure 11.** The HEE dependencies on the smallest length of the entangling slab  $\ell$  for  $\varphi = \pi/2$ , the transversal orientation, and  $\varphi = 0$ , the longitudinal orientation, at equidistant values of the temperature around the BB phase transition for  $\mu = 0.2$  and  $\nu = 4.5$  are presented in **A)** and **B)**, respectively. Here the renormalizations of the HEE are performed according to (3.58) and (3.61). In **C)** and **D)** we show the HEE for renormalizations performed according to (3.41) and (3.39), **C)** for  $\varphi = \pi/2$  and **D)** for  $\varphi = 0$

Therefore, we have demonstrated that the HEE depends on the regularization scheme.

- For the minimal regularisation scheme both the longitudinal and the transversal HEE

- increase linearly at large  $\ell$

$$S_{yXY} \underset{\ell \rightarrow \infty}{\sim} C_{yXY}(T, \mu)\ell, \quad S_{xYY} \underset{\ell \rightarrow \infty}{\sim} C_{xYY}(T, \mu)\ell, \quad (5.1)$$

and  $C_{yXY}(T, \mu) > C_{xYY}(T, \mu)$ . The linearity region for longitudinal entanglement entropy begins at lower  $\ell$  compared to the transverse entanglement entropy.

- they have different behavior for  $\ell \rightarrow 0$

$$S_{xYY} \underset{\ell \rightarrow 0}{=} 0, \quad S_{yXY} \underset{\ell \rightarrow 0}{\sim} \ell^{-\xi_{yXY}(T, \mu)}, \quad \xi_{yXY}(T, \mu) > 0, \quad (5.2)$$

(compared with results of [35]).

- For the CD regularisation scheme both the longitudinal and the transversal HEE

- tend to constants at large  $\ell$

$$S_{yXY} \underset{\ell \rightarrow \infty}{\sim} a_{yXY}(T, \mu), \quad S_{xYY} \underset{\ell \rightarrow \infty}{\sim} a_{xYY}(T, \mu) \quad (5.3)$$

and  $a_{yXY}(T, \mu) > a_{xYY}(T, \mu)$ ;

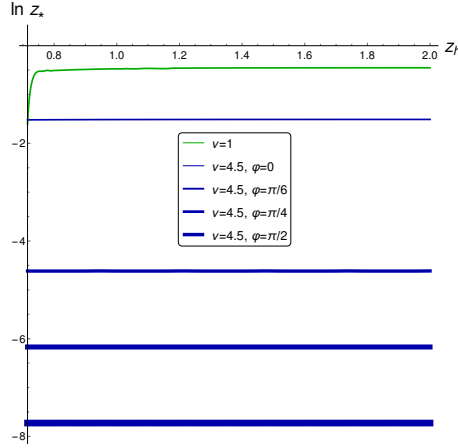
- at small  $\ell$  they have different behavior for  $\ell \rightarrow 0$

$$S_{xYY,CD} \underset{\ell \rightarrow 0}{\sim} \ell^{-\xi_{CD,xYY}(T, \mu)}, \quad S_{yXY,CD} \underset{\ell \rightarrow 0}{\sim} \ell^{-\xi_{CD,yXY}(T, \mu)}. \quad (5.4)$$

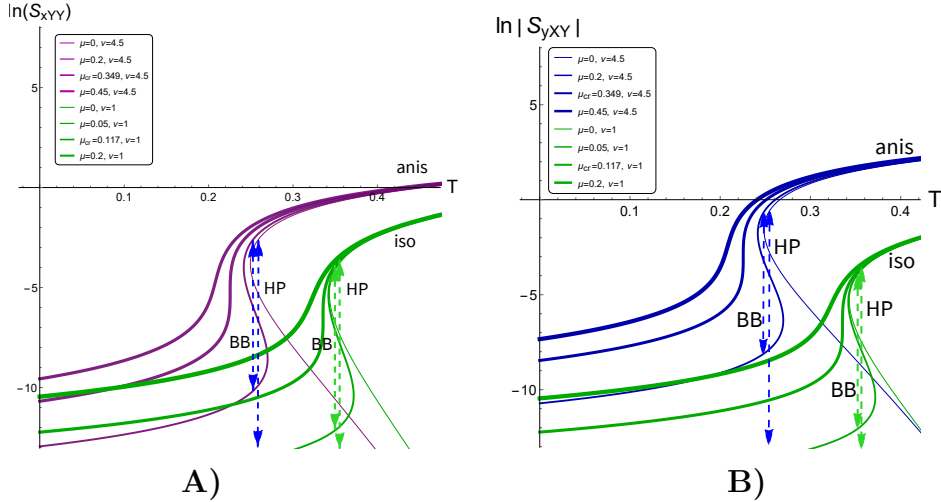
### 5.1.2 Entanglement entropy dependence on temperature

It is instructive to depict the HEE dependence on the temperature for a fixed value of  $\ell$  near the phase transition. For this purpose we first find the dependence of  $z_*$  on the length  $\ell$  (at fixed horizon) and then calculate the HEE from (3.57) and (3.58). The dependence of  $z_*$  on  $z_h$  for the fixed value of  $\ell = 1$  and different values of the angle  $\varphi$  at the chemical potentials  $\mu = 0$  are shown by blue lines in Fig.12. For comparison, in this plot the dependence of  $z_*$  on  $z_h$  is shown for the isotropic case by green lines also for  $\mu = 0$ . We notice a significant dependence on  $z_h$  only for small values of  $z_h$  (large BHs).

Substituting the dependence of  $z_*$  on  $z_h$  to equations (3.57) and (3.58) we get the HEE dependence on the temperature at the fixed value of  $\ell = 1$  for different chemical potentials  $\mu$  for **A)** longitudinal and **B)** transversal cases. These dependences are shown by blue lines in Fig.13 **A)** and Fig.13 **B)** for various chemical potentials  $\mu$  near the critical value  $\mu_{cr} = 0.349$  for the longitudinal and transversal cases, respectively. For comparison, the dependences of the HEE on temperature for the same slab are



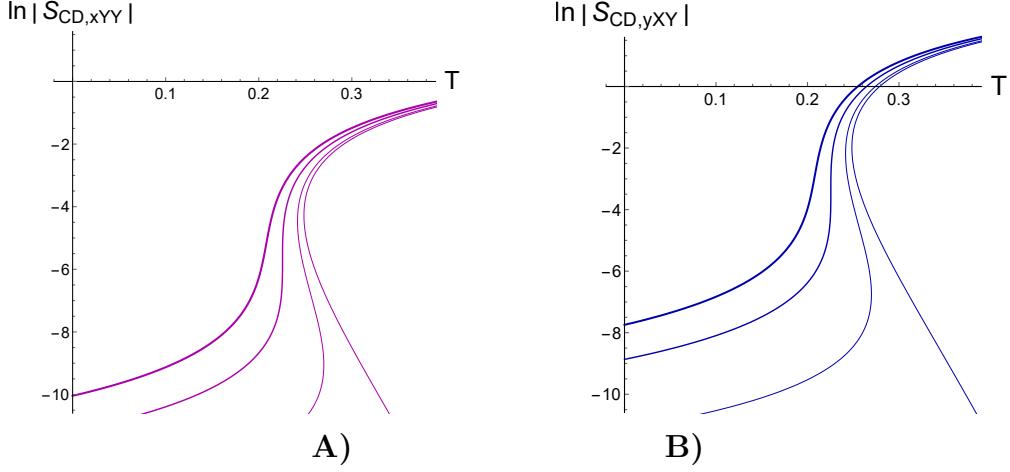
**Figure 12.** The dependence of  $z_*$  on  $z_h$  at fixed  $\ell = 1$  and different angles for the anisotropic case (blue lines for angles  $\varphi = 0, \pi/4, \pi/3, \pi/2$  from bottom to top) and for isotropic case (green lines) at  $\mu = 0$ .



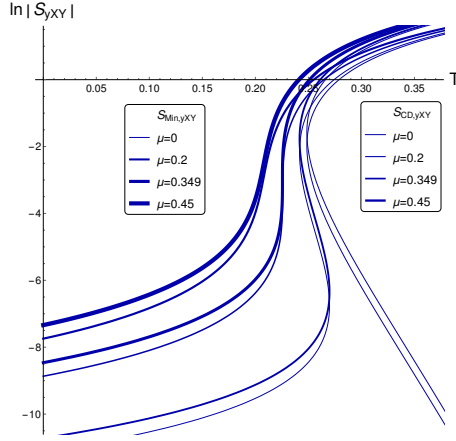
**Figure 13.** The HEE of the slab with the fixed value of  $\ell = 1$  dependences on the temperature for **A)** longitudinal and **B)** transversal cases in the anisotropic ( $\nu = 4.5$ ) case for chemical potential below and above the critical chemical potential  $\mu_{cr} = 0.349$  are shown by the blue lines with different thickness. For comparison, the dependences of HEE of the same slab in isotropic background are shown by green lines in both plots .

shown by green lines for different chemical potentials  $\mu$  near  $\mu_{cr} = 0.117$  for the isotropic case,  $\nu = 1$  in both graphs.

These plots Fig.13 show that in the vicinity of the phase transition temperature  $T = T_{BB}(\nu, \mu)$  the HEE, like the thermal entropy (see Fig.2.B)) undergoes significant jumps. From these plots we also see that for  $\mu > \mu_{cr}$  ( $\mu_{cr} = 0.117$  for  $\nu = 1$  and  $\mu_{cr} = 0.349$  for  $\nu = 4.5$ ) the jumps disappear, similar to the thermal entropy



**Figure 14.** The HEE of the slab with the fixed value of  $\ell = 1$  dependences on the temperature for **A)** longitudinal and **B)** transversal cases in the anisotropic ( $\nu = 4.5$ ) case for chemical potential below and above the critical chemical potential  $\mu_{cr} = 0.349$  are shown by the blue and magenta lines with different thicknesses.



**Figure 15.** Comparison of the HEE of the slab with the fixed value of  $\ell = 1$  calculated according to two different renormalization schemes near the background phase transition line.

behavior.

To summarise this subsection, we note that,

- the HEE of the slab with constant thickness  $\ell$  increases with increasing temperature and fixed chemical potential;
- the HEE jumps near the phase transition do not depend significantly on the type of renormalization (geometric and minimal renormalization), see Fig.15.

## 5.2 Entanglement Entropy Density

The entanglement entropy density, defined in the previous Sect. 5.2 as (4.3), in our case takes the form

$$\eta(z_*) = \frac{1}{4} \frac{b_s^{3/2}(z_*)}{z_*^{1+2/\nu}}, \quad (5.5)$$

but if defined according to 4.4, it takes the form

$$\eta_{CD}(z_*) = \frac{1}{4} \left( \frac{b_s^{3/2}(z_*)}{z_*^{1+2/\nu}} - \frac{b_s^{3/2}(z_D)}{z_D^{1+2/\nu}} \right). \quad (5.6)$$

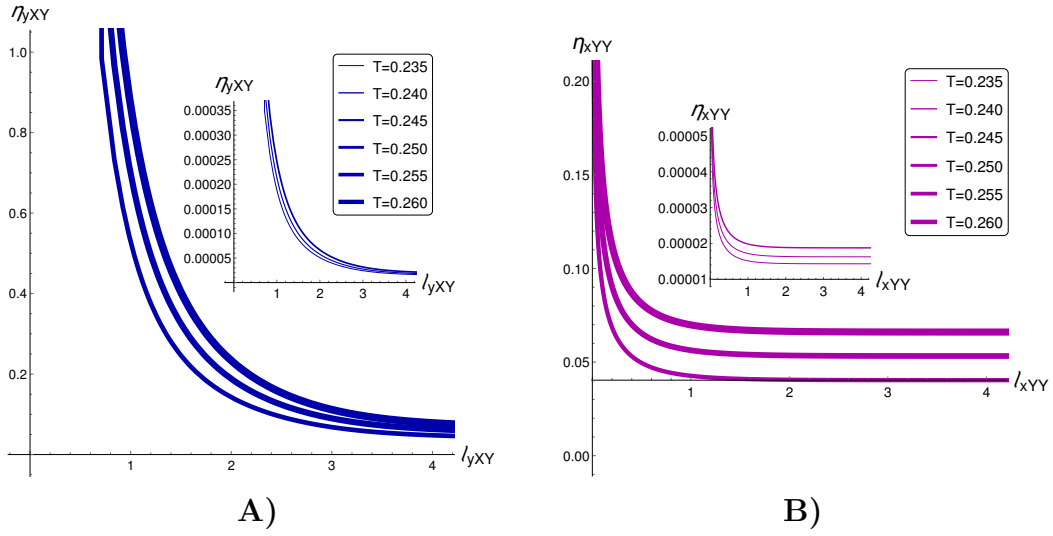
In this section we study the dependence of the entanglement entropy density (5.5) on temperature and chemical potential near background phase transition. Also we compare the results in minimal and geometric renormalizations, (5.5) and (5.6).

### 5.2.1 Entanglement entropy density dependence on $\ell$

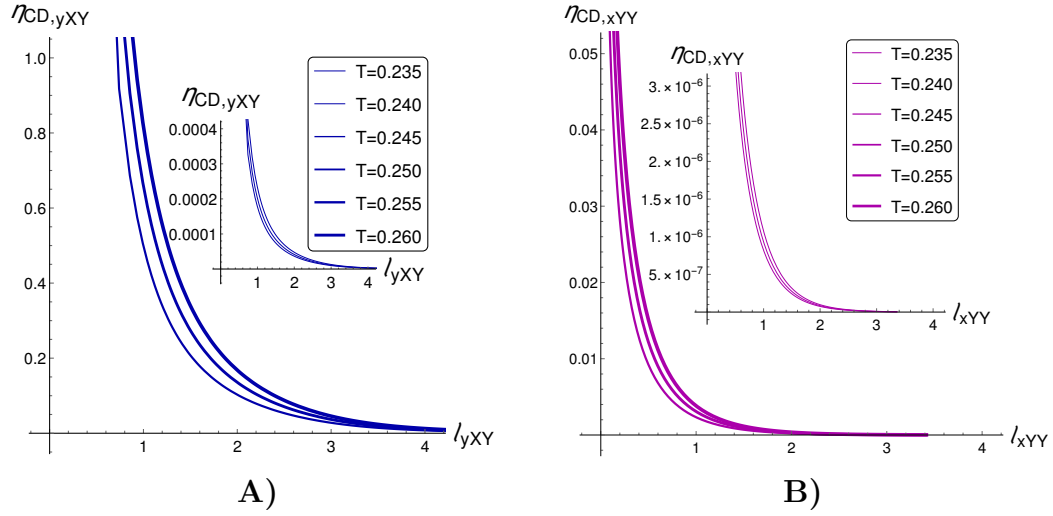
In Fig.16 we show the dependence of the HEE density (5.5) on  $\ell$  at fixed values of the temperature and chemical potential near the background phase transition line for the model (2.4). We see that the density function decreases monotonically depending on the length. Here, similarly to the considerations in the previous Sect.5.1, we consider the density of the entanglement entropy for different  $T$  and  $\mu$  near the phase transition point ( $T_{BB} = 0.2457$ ,  $\mu_{BB} = 0.2$ ), namely for the points  $A, B, C$  and  $D, E, F$  indicated in Fig.1.A. We see that the densities change significantly when we cross the phase transition point ( $T_{BB}, \mu_{BB}$ ).

In Fig. 17 we show the dependence of the HEE density (5.6) on  $\ell$  at the same temperatures and chemical potential as in Fig. 16. We get the similar behavior in both cases. For comparison, we present the dependence of the densities (5.5) and (5.6) on  $\ell$  in the isotropic case in Fig. 18.

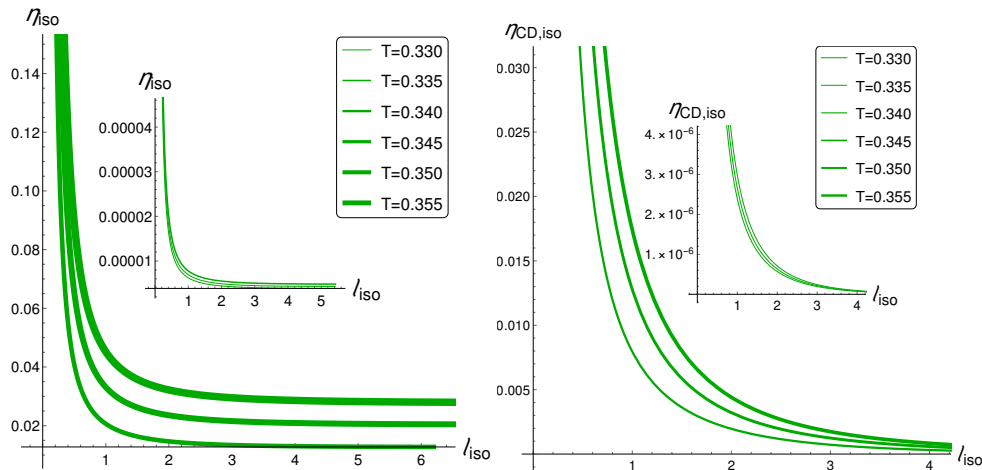




**Figure 16.** The dependence of the slab entropy density on  $\ell$  for various temperatures around the critical temperature at  $\mu = 0.2$  for **A)** transversal and **B)** longitudinal orientations. The density exhibits a jump near the BB phase transition ( $T_{BB} = 0.2457$  for  $\mu = 0.2$ , we can compare  $T = 0.235, 0.240, 0.245, 0.250, 0.255, 0.260$ ).



**Figure 17.** The dependence of the slab entropy density defined by (5.6) on  $\ell$  for various temperatures around the critical temperature at  $\mu = 0.2$  for **A)** transversal and **B)** longitudinal orientations. Considered temperatures correspond to the point indicated in Fig. 1. The density exhibits a jump near the BB phase transition point ( $T_{BB} = 0.2457, \mu = 0.2$ ).



**Figure 18.** The dependence of the slab entropy density (5.6) on  $\ell$  for various temperatures around the critical temperature at  $\mu = 0.05$  for isotropic case. Considered temperatures correspond to the point indicated in Fig. 10.A). The density exhibits a jump near the BB phase transition ( $T_{BB} = 0.3445, \mu = 0.05$ ).

### 5.2.2 Entanglement entropy density dependence on temperature

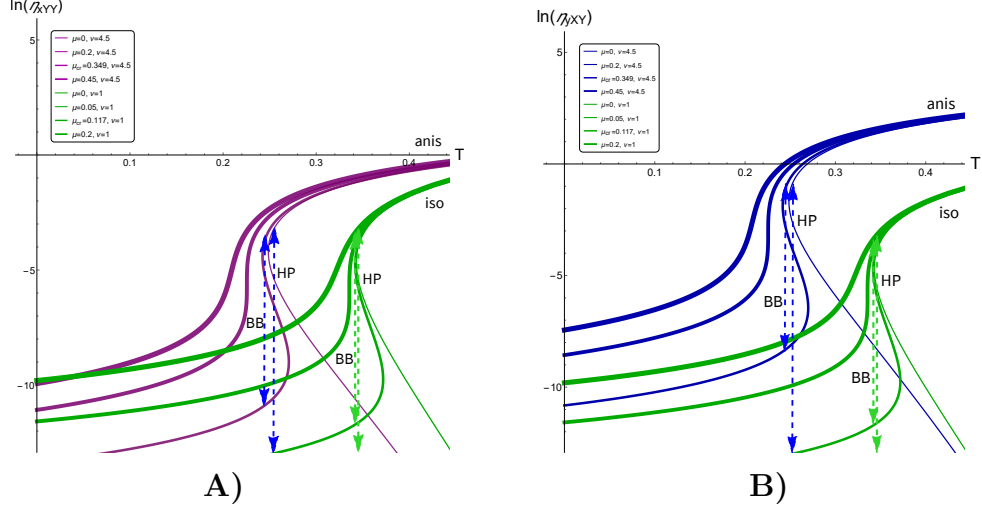
Now, we fix the length  $l = 1$  and present in Fig.19 the slab HEE density dependence on the temperature for different angles,  $\varphi = 0$  and  $\varphi = \pi/2$ , and different chemical potentials  $\mu$ , below and above the critical values  $\mu_{cr}^{(anis)} = 0.349$  corresponding to  $\nu = 4.5$ . For comparison, we present here the similar plots for isotropic cases where  $\mu_{cr}^{(iso)} = 0.117$ . We see a dependence on orientation.

In Fig.21 the angular dependence of the logarithm of entanglement entropy density for angle values  $\varphi = 0, \pi/6, \pi/4, \pi/2$  (thickness increases with increasing angle) at the chemical potential  $\mu = 0$  and  $\mu = 0.2$  are shown in **A)** and **B)**, respectively. We see that the shapes of the curves shown in **A)** are the same for different orientation angles, and the curves only shift with increasing angle  $\varphi$ . The same applies to the curves shown in **B)**.

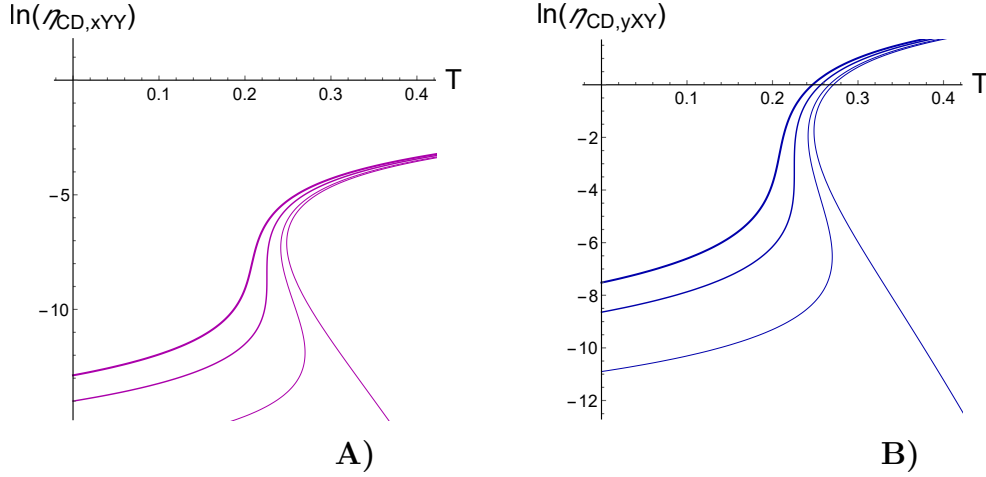
In Fig.22 we show the angular dependence of the entanglement entropy density for different values of  $\ell$  (thickness increases with slab width increase) at the chemical potential  $\mu = 0.2$  and  $T = 0.25$  in **A)** minimal and **B)** geometrical regularizations.

Comparing the plots in Fig.21 and Fig.22 we see that the transversal HEE density depends weakly on the regularization type while there is a substantial difference for the longitudinal density in different regularization schemes.

In Fig.23 we show the angular dependence of the entanglement entropy density for different values of  $\ell$  (thickness increases with slab width increase) at the chemical potential  $\mu = 0.2$  and  $T = 0.25$  in minimal **A)** and **B)** geometrical regularization. Since the magnitude of the HEE density above the critical temperatures is substantially larger than the values of HEE density below the phase transition, the plot of



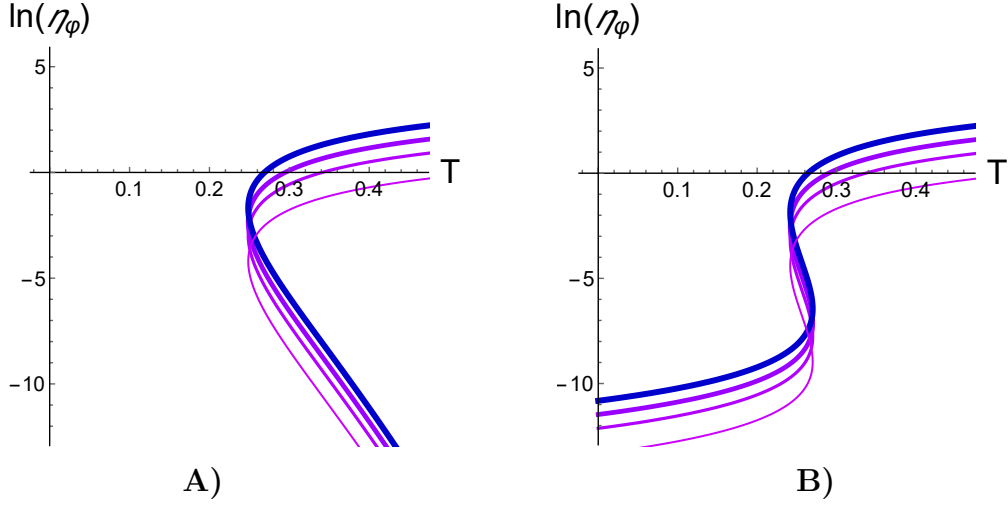
**Figure 19.** The HEE density dependence on the temperature for fixed value of  $\ell = 1$ . Blue lines on **A)** and **B)** show the HEE density dependence for different values of the chemical potential ( $\mu = 0, 0.2, 0.349, 0.45$ ) for longitudinal and transversal orientations, respectively,  $\nu = 4.5$ . Green lines show the same dependencies in the isotropic case for the chemical potential ( $\mu = 0, 0.05, 0.117, 0.2$ ). Arrows indicate the HEE density jumps at the points of HP and BB phase transitions ( $T_{HP}(\mu = 0)$  and  $T_{BB}(\mu > 0)$ ).



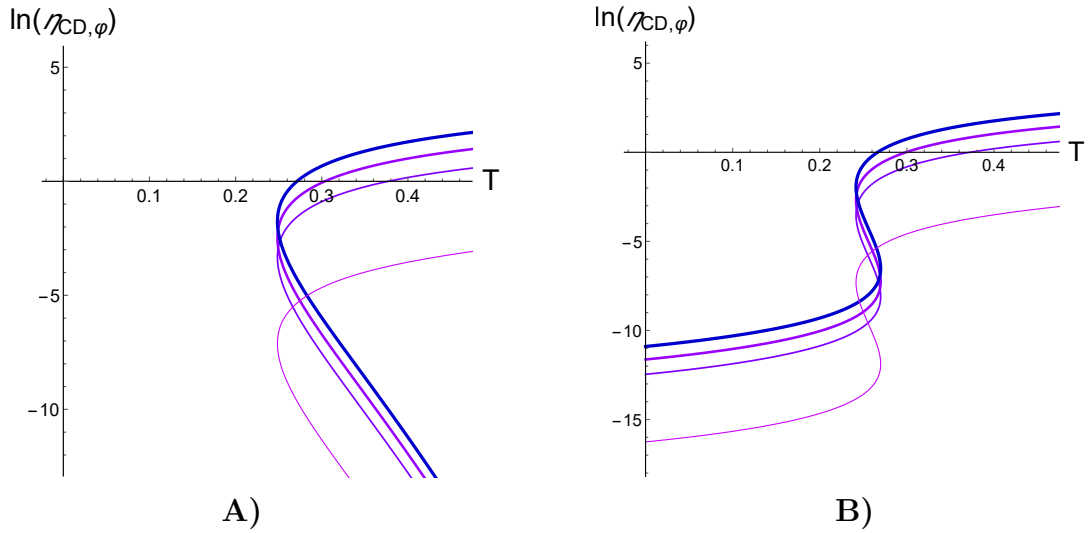
**Figure 20.** The HEE density dependence on the temperature for fixed value of  $\ell = 1$ . The lines in **A)** and **B)** show the HEE density dependence for different values of the chemical potential,  $\mu = 0, 0.2, 0.349, 0.45$  (thickness increases with increasing  $\mu$ ) for longitudinal and transversal orientations, respectively,  $\nu = 4.5$ .

the jumps of HEE density Fig.24 is similar to the Fig.23.

We see that the HEE density undergoes jumps near the BB phase transition and

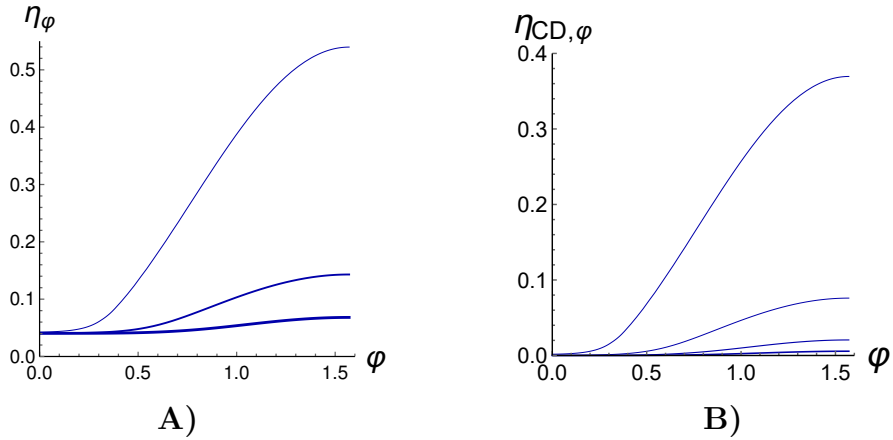


**Figure 21.** The temperature dependence of the logarithm of the entanglement entropy density (5.5) for angle values  $\varphi = 0$  (magenta),  $\pi/6$  (magenta blue),  $\pi/4$  (blue magenta) and  $\pi/2$  (blue) at the chemical potential **A)**  $\mu = 0$  and **B)**  $\mu = 0.2$ .

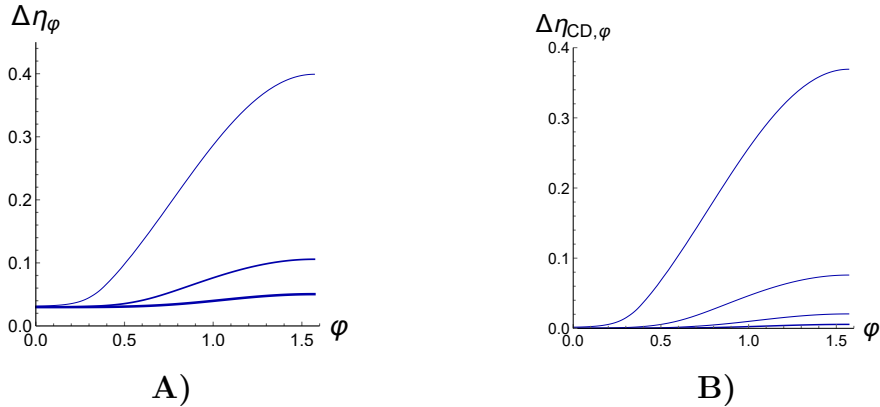


**Figure 22.** The temperature dependence of the logarithm of entanglement entropy density (5.6) for angle values  $\varphi = 0$  (magenta),  $\pi/6$ ,  $\pi/4$ ,  $\pi/2$  (blue) at the chemical potential **A)**  $\mu = 0$  and **B)**  $\mu = 0.2$ .

these jumps depend on the anisotropy, slab orientation and chemical potential.



**Figure 23.** The angular dependence of entanglement entropy density **A)**  $\eta_\varphi$  and **B)**  $\eta_{CD,\varphi}$  for  $T = 0.25$ ,  $\mu = 0.2$ ,  $\nu = 4.5$ ,  $\ell = 1, 2, 3$  (thickness increases with increasing length).



**Figure 24.** The angular dependence of entanglement entropy density jumps (thickness increases with increasing length,  $\ell = 1, 2, 3$ ), **A)**  $\Delta\eta_\varphi$  and **B)**  $\Delta\eta_{CD,\varphi}$ , at the chemical potential  $\mu = 0.2$ .

To summarize this subsection, note that similarly to the plots presented for the entanglement entropy in the previous subsection 5.1, in Fig.16 - Fig.23, we present dependence of the HEE densities (5.5) and (5.6) on the slab width  $l$  for equidistant values of temperature near background phase transition. We observe that the HEE density undergoes a jump when the temperature crosses the phase transition line. We also observe a non-substantial dependence on the regularization scheme.

### 5.3 c-functions

Now we consider the behavior of c-function numerically

$$c_{\nu,\varphi,F} = \frac{\ell_\varphi^{m_{\varphi,F}}}{4} \left( \frac{b_F^{3/2}(z_*)}{z_*^{1+2/\nu}} - \frac{b_F^{3/2}(z_D)}{z_D^{1+2/\nu}} \right), \quad (5.7)$$

where  $m_{\varphi,F}$  is a scaling power. It depends on the model, in our particular case on the anisotropy parameter  $\nu$ , on the orientation (index  $\varphi$ ) and frame. The frame is denoted by index  $F$ ,  $F = EF$  (Einstein frame),  $F = SF$  (string frame). In isotropic conformal invariant case in 5 dimensions,  $m_{AdS_5} = 3$ .

In our model in the EF we have

$$ds_{UV}^{EF2} \sim \frac{1}{z^2} \left( -f(z)dt^2 + dx^2 + z^{2-2/\nu}(dy_1^2 + dy_2^2) + \frac{dz^2}{f(z)} \right), \quad (5.8)$$

This metric is invariant under the rescaling

$$t \rightarrow \Lambda t, \quad x_i \rightarrow \Lambda x_i, \quad y_j \rightarrow \Lambda^{1/\nu} y_j, \quad i = 1, j = 1, 2, \quad z \rightarrow \Lambda z. \quad (5.9)$$

Using the suggestion of [102], see also [103, 104], we get

$$m_{x,EF} = d_1 + d_2 \frac{n_2}{n_1} = 1 + \frac{2}{\nu}, \quad (5.10)$$

$$m_{y,EF} = d_2 - 1 + d_1 \frac{n_1}{n_2} = 2 + \nu, \quad (5.11)$$

where  $n_1 = 1, d_1 = 1$  and  $n_2 = 1/\nu, d_2 = 2$ . Taking into account the behavior of the dilaton in UV [67] we get in the SF

$$ds_{UV}^{SF2} \sim \frac{1}{z^{K_{UV}}} \left( -f(z)dt^2 + dx^2 + z^{2-2/\nu}(dy_1^2 + dy_2^2) + \frac{dz^2}{f(z)} \right), \quad (5.12)$$

where

$$K_{UV}(\nu) = 2 - \frac{\sqrt{\frac{8}{3}(\nu-1)}}{\nu} \quad (5.13)$$

therefore,

$$t \rightarrow \Lambda^{K_{UV}/2} t, \quad x_i \rightarrow \Lambda^{K_{UV}/2} x_i, \quad z \rightarrow \Lambda^{K_{UV}/2} z \quad (5.14)$$

$$y_j \rightarrow \Lambda^{K_{UV}/2 - 1 + 1/\nu} y_j, \quad i = 1, \quad j = 1, 2 \quad (5.15)$$

and

$$n_1 = K_{UV}/2, \quad (5.16)$$

$$n_2 = K_{UV}/2 - 1 + 1/\nu. \quad (5.17)$$

In the SF we take

$$m_{x,UV}^{SF} = 1 + 2 \frac{K_{UV}/2 - 1 + 1/\nu}{K_{UV}/2}, \quad (5.18)$$

$$m_{y,UV}^{SF} = 2 + \frac{K_{UV}/2}{K_{UV}/2 - 1 + 1/\nu}. \quad (5.19)$$

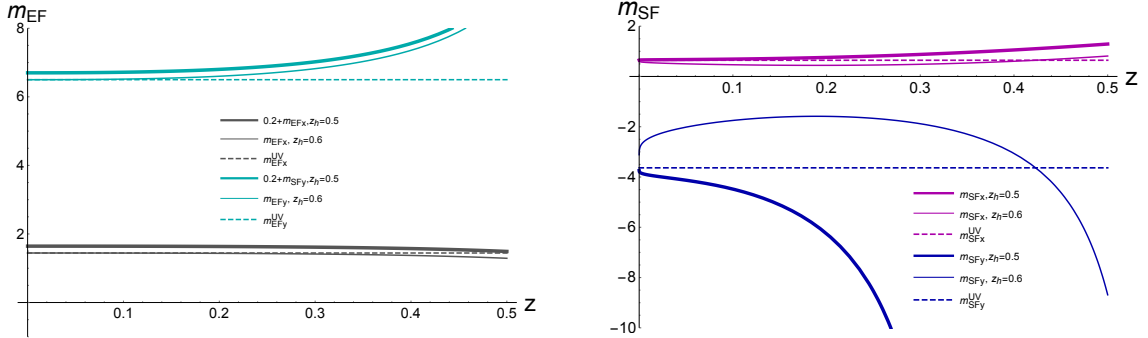
In the particular case,  $\nu = 4.5$ , we have

$$m_x^{EF} \Big|_{\nu=4.5} = 1.444, \quad m_x^{SF} \Big|_{\nu=4.5} = 0.645, \quad (5.20)$$

$$m_y^{EF} \Big|_{\nu=4.5} = 6.5, \quad m_y^{SF} \Big|_{\nu=4.5} = -3.635. \quad (5.21)$$

In (5.7) in the SF  $z_D$  means the minimum of two values, the position of the horizon and the position of the corresponding dynamical wall. In the EF there is no dynamical wall and  $D$  means the position of the horizon. Notice that position of the dynamical wall depends on the anisotropy parameter and does not depend on the horizon position, see Fig.8.

We have to mention, that here we use UV asymptotics of the warp factors  $b(z)$  and  $b_s(z)$ . The scaling exponents are changed already in the intermittent region. The regions of the validity of the scaling (5.20) and (5.21) depend on the size of the horizon, see Fig. 25.



**Figure 25.** The "scaling factors"  $m_{x,y}^{SF}(z, z_h, \nu)$  and  $m_{x,y}^{EF}(z, z_h, \nu)$  defined by (5.22) and (5.23) and their UV approximations (5.20) and (5.21) shown by the dashed lines.

The scaling functions  $m_{x,y}^{SF}$  and  $m_{x,y}^{EF}$  shown in (25) are defined by the formula similar to (5.18) and (5.19)

$$m_x^F(z, z_h, \nu) = 1 + 2 \frac{K^F(z, z_h, \nu)/2 - 1 + 1/\nu}{K^F(z, z_h, \nu)/2}, \quad (5.22)$$

$$m_y^F(z, z_h, \nu) = 2 + \frac{K^F(z, z_h, \nu)/2}{K^F(z, z_h, \nu)/2 - 1 + 1/\nu}, \quad (5.23)$$

where  $F$  is the index indicated the frame,  $F = EF, SF$  and

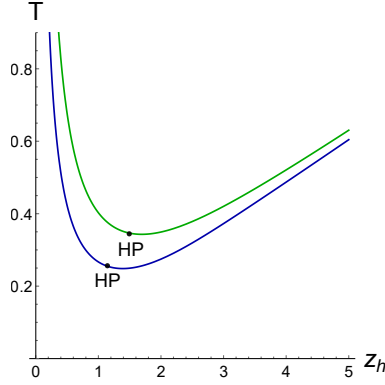
$$ds^{SF2} = \frac{1}{z^{K^{SF}(z, z_h, \nu)}} \left( -f(z)dt^2 + dx^2 + z^{2-2/\nu}(dy_1^2 + dy_2^2) + \frac{dz^2}{f(z)} \right), \quad (5.24)$$

$$K^{SF}(z, z_h, \nu) = \frac{\log\left(\frac{b_s(z, c, \nu, z_h, \mu)}{z^2}\right)}{\log\left(\frac{1}{z}\right)} \quad (5.25)$$

$$K^{EF}(z, z_h, \nu) = \frac{\log\left(\frac{b(z, c, \nu, z_h, \mu)}{z^2}\right)}{\log\left(\frac{1}{z}\right)}. \quad (5.26)$$

We see that the UV scaling factor  $m_{UV,x,y}^{EF}$  approximates the function  $m_{x,y}^{EF}(z, z_h, \nu)$  relatively well up to holographic coordinates about a half of the horizon position. The same concerns also the approximation  $m_{UV,y}^{SF}$  to  $m_y^{SF}(z, z_h, \nu)$ , meanwhile the UV scaling factor  $m_{UV,x}^{SF}$  cannot be used as an approximation for  $m_x^{EF}(z, z_h, \nu)$ . Moreover, all  $m_{x,y}^F(z, z_h, \nu)$  exhibit the singular behavior at large  $\ell$ .

Let us first consider the case of zero chemical potential. The dependence of temperature on the horizon for  $\mu = 0$  is presented in Fig.26. For large BH's the temperature increases when  $z_h \rightarrow 0$ , and for small BH's the temperature increases also for  $z_h \rightarrow \infty$ . At  $z_h = z_{HP}$  the HP phase transition takes place and all small BH's are unstable.



**Figure 26.** The dependence of  $T$  on  $z_h$  for  $\nu = 1$  (green line) and  $\nu = 4.5$  (blue line) for  $\mu = 0$ . The dots show location of  $z_{HP}$  points,  $z_{HP}(1) = 1.505$ ,  $z_{HP}(4.5) = 1.138$ .

### 5.3.1 The c-function in the isotropic case

For the isotropic case in the EF, i.e. with  $b$ -factor without a dilaton, the c-function is defined as in the conformal invariant case

$$c_{\nu=1,EF} = \frac{\ell_{\nu=1}^3}{4} \left( \frac{b^{3/2}(z_*)}{z_*^{1+2/\nu}} - \frac{b^{3/2}(z_D)}{z_D^{1+2/\nu}} \right). \quad (5.27)$$

In Fig.27 we depict the  $c_{\nu=1,EF}$  vs  $\ell_{iso}$  by brown lines for  $z_h = 0.8, 1, 1.5$  (thickness increases with decreasing  $z_h$ ). In all these cases the disconnected parts hang up to the horizon (there is no dynamic wall in the EF) therefore in (5.27)  $z_D = z_h$ .



For comparison, in Fig.27 the dependences of  $c_{\nu=1,SF}$  on  $\ell$ , i.e. for calculations that are done in the SF with  $b_S(z)$ ,

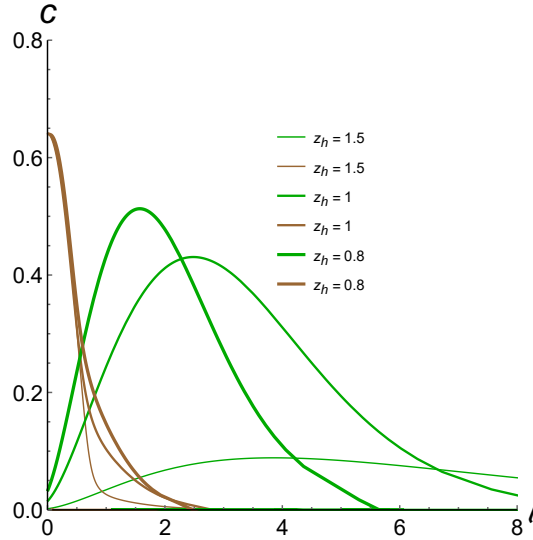
$$c_{\nu=1,SF} = \frac{\ell^{m_{\nu=1,SF}}}{4} \left( \frac{b_s^{3/2}(z_*)}{z_*^{1+2/\nu}} - \frac{b_s^{3/2}(z_D)}{z_D^{1+2/\nu}} \right) \quad (5.28)$$

are shown by green lines. In this case there is the dynamical wall and if it is not covered by the horizon,  $z_{DW} = 1.413 < z_h$ , the disconnected parts hang up to the dynamical wall. For the cases depicted in Fig.27 this corresponds to the cases  $z_h = 0.8$  and  $z_h = 1$ . Note that  $z_h = 1.3$  corresponds to the thermodynamically unstable phase.

We observe a completely different behavior of green and brown curves. There are saddle points on the green lines, but not on the brown ones. These saddle points are related with existence of solution of the equation

$$c'_{\nu,\varphi,F}(z_0) = 0 = \ell \mathcal{V}' + m_F \ell' (\mathcal{V}(z_0) - \mathcal{V}(z_D)). \quad (5.29)$$

Notice, that by definition the DW corresponds to  $\mathcal{V}' \Big|_{z=z_{DW}} = 0$ , but  $\ell \rightarrow \infty$  at  $z \rightarrow z_{DW}$ . In the second term the difference is zero at  $z = z_{DW}$ , but  $\ell' \rightarrow \infty$  and we have uncertainty at  $z \rightarrow z_{DW}$ . Calculations show that  $c'_{SF} \rightarrow 0$  for  $z \rightarrow z_{DW}$ .



**Figure 27.** Comparison of dependences of  $c$  on  $\ell$  for  $z_h = 0.8, 1, 1.5$  in the isotropic case (line thickness increases with decreasing horizon) for calculations that are done in the EF (brown lines) and SF (green lines). The dynamical wall in the SF is at  $z_{DW} = 1.41$  and there is no dynamical wall in the EF.

### 5.3.2 The c-function in the anisotropic case

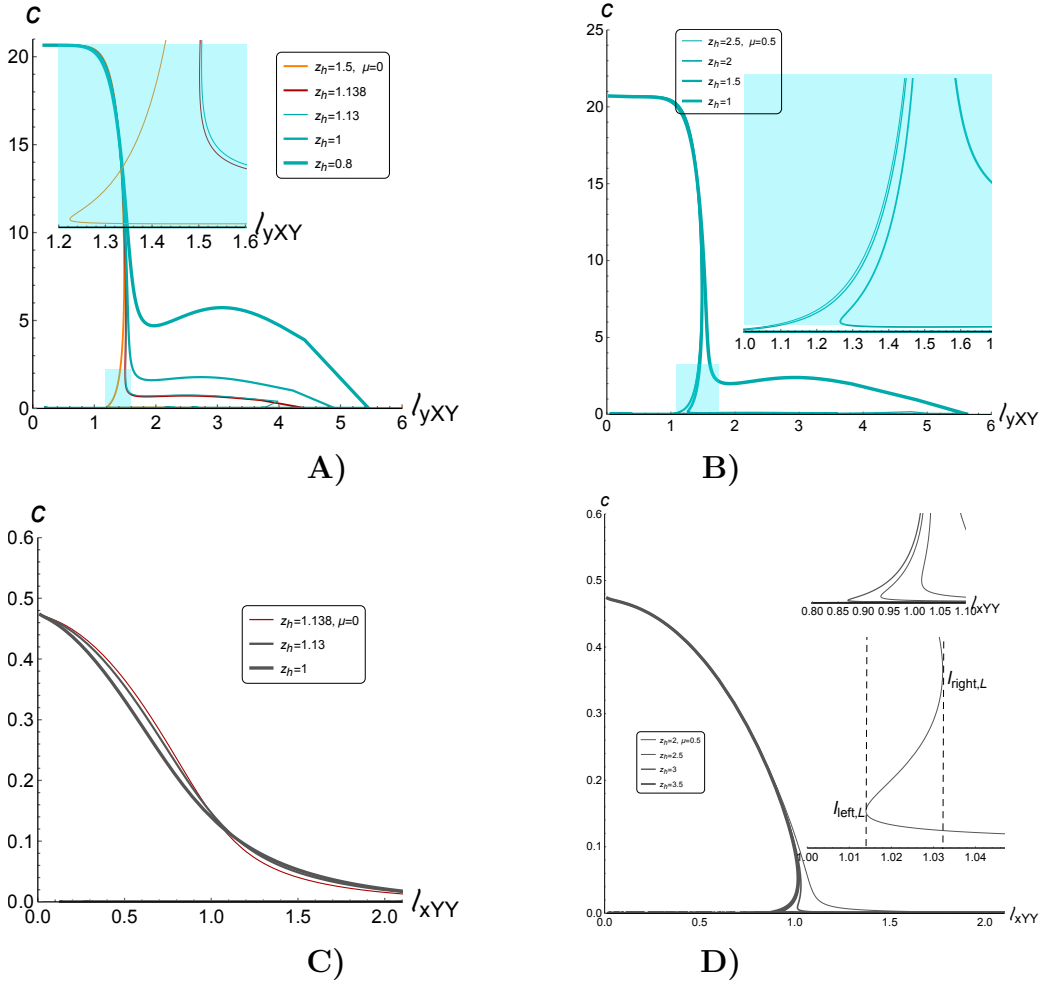
In anisotropic cases the definition of the c-function is modified [102–104]

$$c_\varphi = \frac{\ell_\varphi^{m_\varphi}}{4} \left( \frac{b_s^{3/2}(z_*)}{z_*^{1+2/\nu}} - \frac{b_s^{3/2}(z_D)}{z_D^{1+2/\nu}} \right). \quad (5.30)$$

Here the power  $m_\varphi$  depends on the orientation. For the particular cases of the transversal and longitudinal orientations these powers,  $m_y$  and  $m_x$ , are defined according to different scaling in transversal and longitudinal directions. We use here the scaling factors  $m_\varphi$  defined in accordance with the behavior of the metric in the UV region. Note that since the behavior of  $b_s(z)$  and  $b(z)$  are different in the UV region, we get different factors  $m_\varphi$  at different frames, and we put a subscript  $m_{\varphi,F}$  to indicate this;  $F = EF$  for the Einstein frame and  $F = SF$  for the string frame (we have the same for the isotropic case). The factor  $m_{\varphi,F}$  is defined according to the formula (5.18) and (5.19) and for  $\nu = 4.5$  we have (5.20) and (5.21).

In Fig.28 and Fig.29 we present dependences of  $c$  on  $\ell$  for  $\nu = 4.5$ , various  $z_h$  and  $\mu = 0, 0.5$  calculated in the EF and SF for transversal and longitudinal orientations. We see that we get rather different behavior in  $EF$  and  $SF$ .

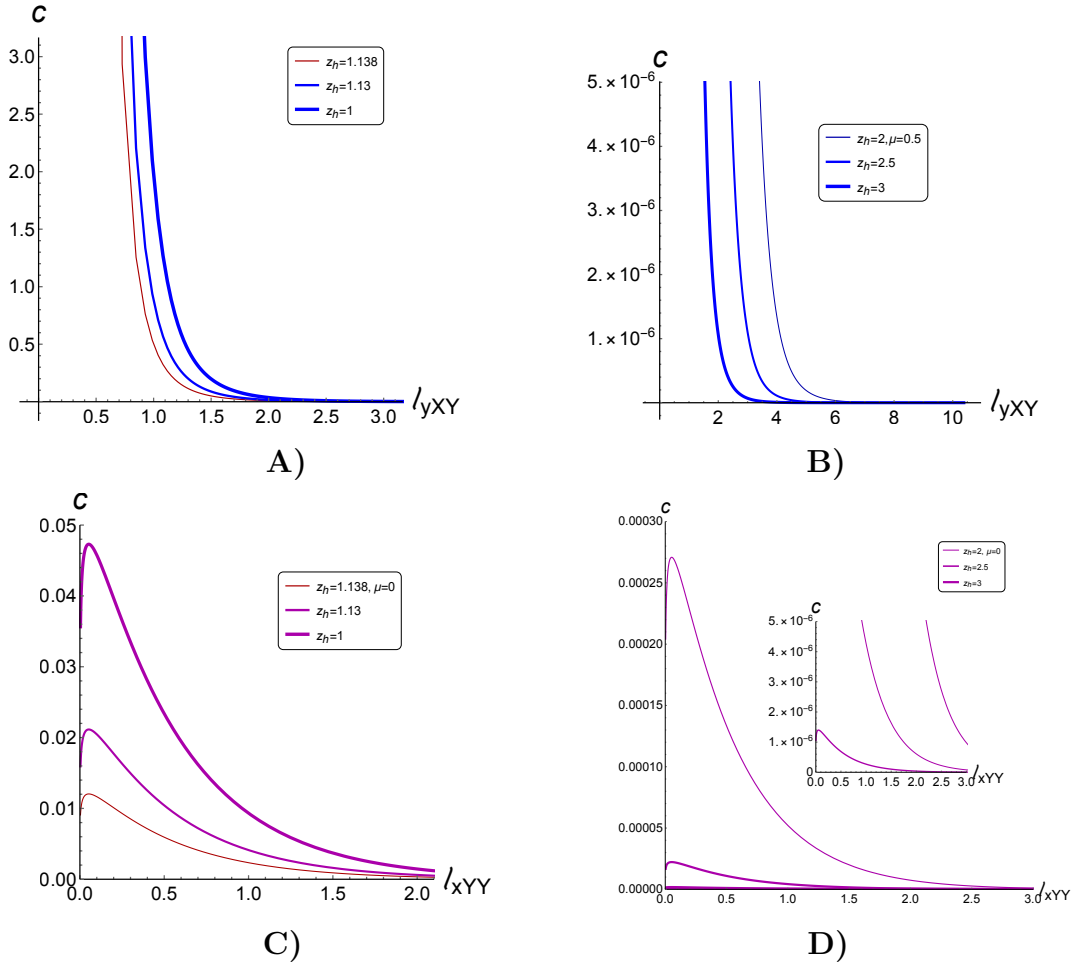
- We see in Fig.28.A) that in the transversal case the c-function has rather nontrivial behavior in the EF for  $\mu = 0$  already. Namely we see that there is a region of  $z_h$ , here we see multivalued c-function as function of  $\ell$ . This takes place not only at nonstable points (one of them is shown by orange), but also at  $z_{h,HP} = 1.138$ , and this multivalued phenomena disappears at  $z_h = 1.13$ . We also see that c-function has local minimum and maximum at the points  $\ell_{min}$  and  $\ell_{max}$  correspondingly, and there is a region of  $\ell_{min} < \ell < \ell_{max}$  where  $c$  increases when  $\ell$  increases.
- We see in Fig.28.B) that this multi-validity is preserved at  $\mu = 0.5$  and the region of  $z_h$  where this multi-validity takes place, is wider in comparison with  $\mu = 0$  case.
- The c-function for the longitudinal orientation for  $\mu = 0$  monotonically decreases.
- While at  $\mu = 0.5$  and rather large  $z_h$  (small BH), the c-function exhibits a non-monotonic behavior around some  $\ell_{cr}$  (see the plot in the inset of Fig.29.D)).
- In the SF the c-function for the transversal orientation decreases monotonically.
- For the longitudinal orientation there is a saddle point  $\ell_0$  (which depends on  $z_h$  and  $\mu$ ) and the c-function starts to decrease only for  $\ell > \ell_0$ .



**Figure 28.** The dependences of  $c$ , defined by (5.30), on  $l$  for  $\nu = 4.5$ , and various values of  $z_h$  for calculations done in the EF. *Top line:* **A)** transversal orientation and EF,  $z_h = 1, 1.13$  and  $z_h = z_{HP} = 1.138$  (red lines), here we also insert the lines with an unstable value of  $z_h = 1.5$  (unstable point, orange line) and a stable one  $z_h = 0.8$  (the inset shows the multi-valued behavior of  $c = c(\ell)$  in the region near  $z = z_{HP}$ , indicated by a light blue rectangle);  $\mu = 0$ . **B)** the same for  $\mu = 0.5$ . *Bottom line:* longitudinal orientation and EF for **C)**  $\mu = 0$  and **D)**  $\mu = 0.5$  (the insets show the multi-valued behavior of  $c = c(\ell)$ ; here  $l_{left,L}$  and  $l_{right,R}$  are indicated).

#### 5.4 Origin of non-monotonic behavior of c-functions

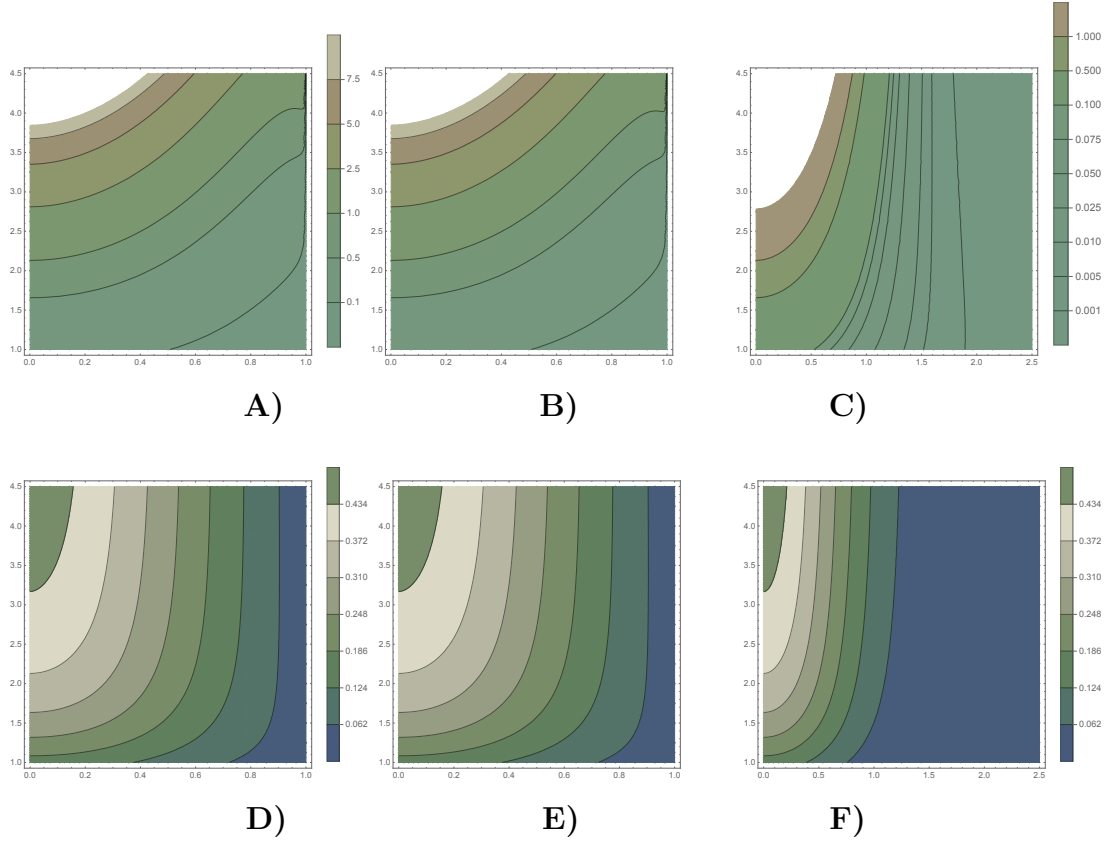
Let us make a few comments about the origin of the behavior of the c-functions presented in Fig.28 and Fig.29. To understand the origin of such an untypical behavior we first consider the dependence of c-function on  $z_*$  for the cases presented here, and then incorporate the dependence of  $l$  on  $z_*$ .



**Figure 29.** The dependences of  $c$ , defined by (5.30), on  $\ell$  for  $\nu = 4.5$ , and various values of  $z_h$  for calculations done in the SF. *Top line:* transversal orientation for **A)**  $\mu = 0$  and **B)**  $\mu = 0.5$ . *Bottom line:* longitudinal orientation for **C)**  $\mu = 0$  and **D)**  $\mu = 0.5$ . In the SF the dynamical wall is at  $z_{DW} = 0.34$ .

#### 5.4.1 The c-function as a function of $z_*$

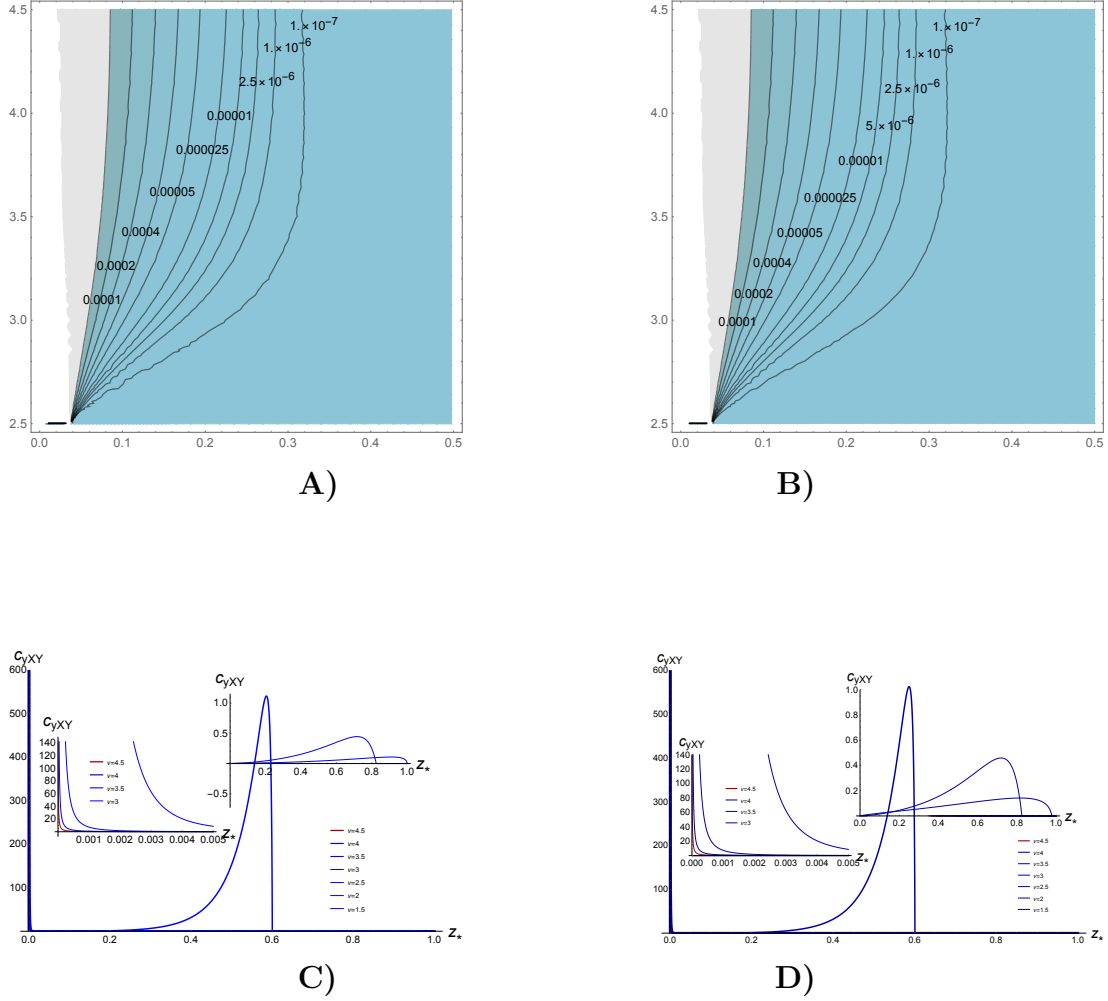
Fig.30 shows contour plots of  $\ell_\phi^{m_F(\nu)} \eta_{CD}(\nu)$  over the  $(z_*, \nu)$  plane for the EF at different  $z_h$  and  $\mu$ , and different orientations (*top line* for the transversal case and *bottom line* for the longitudinal one). All these plots demonstrate that the c-function as a function of  $z_*$  monotonically decreases while increasing  $z_*$ . One can also see that the c-function essentially depends on the orientation, c-function is larger for the transversal case for the same thermodynamical parameters and the same  $z_*$ . Also the c-function falls with temperature faster in the transversal case. Note that the  $c(z_*)$  does not change substantially when we change the chemical potential. This is due to the fact that the c-function depends mainly on the effective potential, which does not depend on the blackening function. There is a weak dependence of the form of the function  $c = c(z_*)$  on  $z_h$  and  $\mu$ , compare the graphs on the same lines in Fig.30.



**Figure 30.** *Top line:*  $\ell_\phi^{m_F(\nu)} \eta_{CD}(\nu)$  vs  $z_*$  for F=EF and  $\varphi = \pi/2$  (transversal case) at **A)**  $z_h = 1$ ,  $\mu = 0$ , **B)**  $z_h = 1$ ,  $\mu = 0.2$  and **C)**  $z_h = 2.5$ ,  $\mu = 0.2$ . *Bottom line:*  $\ell_\phi^{m_F(\nu)} \eta_{CD}(\nu)$  vs  $z_*$  for F=EF and  $\varphi = 0$  (longitudinal case) at **D)**  $z_h = 1$ ,  $\mu = 0$ , **E)**  $z_h = 1$ ,  $\mu = 0.2$  and **F)**  $z_h = 2.5$ ,  $\mu = 0.2$ .

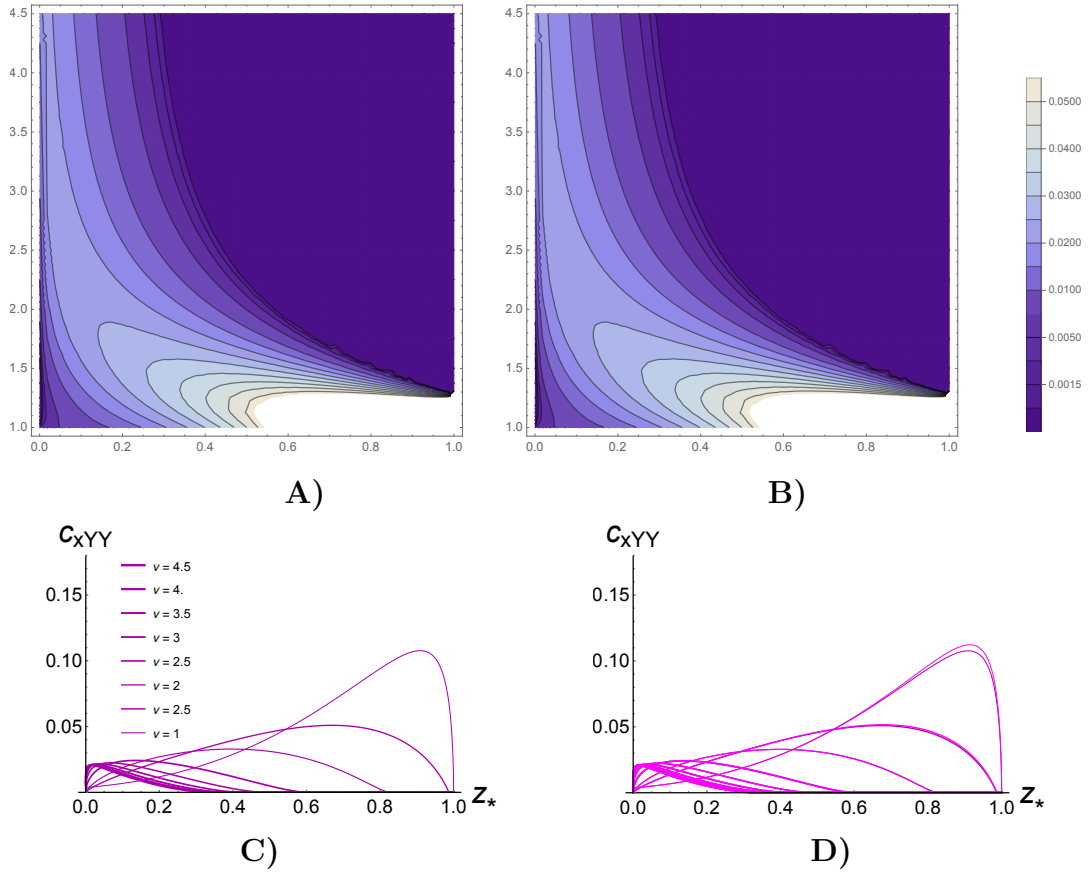
In Fig.31 contour plots for  $\ell_\phi^{m_F(\nu)} \eta_{CD}(\nu)$  over  $(z_*, \nu)$ -plane for the SF at  $z_h = 1$  and  $\varphi = \pi/2$  (transversal case), and for different values of the chemical potential are shown: Fig.31.A)  $\mu = 0.2$  and Fig.31.B)  $\mu = 0.5$ . We see that two contour plots are almost identical. On the *bottom line* of Fig.31.C) the plots similar to plots in Fig.31.A) for various discrete values of  $\nu$  are presented; also the similar plots are presented in Fig.31.D) for various discrete values of  $\nu$ . We see that there is a small quantitative difference in the right inserts of both plots: the coordinates of the saddle points for Fig.31.A)  $\mu = 0.2$  are  $z_*|_{\nu=1.5} = 0.7146$ ,  $c|_{\nu=1.5} = 0.4590$  and  $z_*|_{\nu=1} = 0.9361$ ,  $c|_{\nu=1} = 0.1170$ , and for Fig.31.B)  $\mu = 0.5$  are  $z_*|_{\nu=1.5} = 0.71748$ ,  $c|_{\nu=1.5} = 0.46135$  and  $z_*|_{\nu=1} = 0.8489$ ,  $c|_{\nu=1} = 0.14450$ .

In the *top line* of Fig.32 contour plots of  $\ell_\phi^{m_F(\nu)} \eta_{CD}(\nu)$  over  $(z_*, \nu)$ -plane for the SF at  $z_h = 1$  and  $\varphi = 0$  (longitudinal case), and for different values of the chemical potential are presented. Here in: Fig.32.A)  $\mu = 0$  and in Fig.32.B)  $\mu = 0.5$ . We



**Figure 31.** *Top line:* contour plots for  $\ell_\phi^{m_F(\nu)} \eta_{CD}(\nu)$  vs  $z_*$  (horizontal axis) and  $\nu$  (vertical axis) for  $F=SF$  at  $z_h = 1$  and  $\varphi = \pi/2$  (transversal case), and for different values of the chemical potential: **A)**  $\mu = 0.2$ , and **B)**  $\mu = 0.5$ . We see that two contour plots are almost identical. *Bottom line:* **C)** the same as in **A)** for various discrete values of  $\nu$ ; **D)** the same as in **B)** for various discrete values for  $\nu$ . We see that there is a small quantitative difference in the right inserts of both plots: the coordinates of the saddle points for **A)**  $\mu = 0.2$  are  $z_*|_{\nu=1.5} = 0.7146$ ,  $c|_{\nu=1.5} = 0.4590$  and  $z_*|_{\nu=1} = 0.9361$ ,  $c|_{\nu=1} = 0.1170$ , and for **B)**  $\mu = 0.5$  are  $z_*|_{\nu=1.5} = 0.71748$ ,  $c|_{\nu=1.5} = 0.46135$  and  $z_*|_{\nu=1} = 0.8489$ ,  $c|_{\nu=1} = 0.14450$ .

see that two contour plots are practically identical. In the *bottom line* of Fig.32  $\ell_\phi^{m_F(\nu)} \eta_{CD}(\nu)$  as functions of  $z_*$  for discrete values of  $\nu$  are presented. For comparison, c-functions for  $\mu = 0$  (magenta lines) and  $\mu = 0.5$  (darker magenta lines) for discrete values of  $\nu$  are presented on the same plot in Fig.32.D). We see that two sets of lines almost coincide.



**Figure 32.** Top line: contour plots for  $\ell_\phi^{m_F(\nu)} \eta_{CD}(\nu)$  vs  $z_*$  (horizontal axis) and  $\nu$  (vertical axis) for F=SF at  $z_h = 1$  and  $\varphi = 0$  (longitudinal case), and for different values of the chemical potential: **A)**  $\mu = 0$  and **B)**  $\mu = 0.5$ . We see that two contour plots are practically identical. Bottom line: **C)** and **D)** are the same as **A)** and **B)**, but for discrete values of  $\nu$ ; comparison of c-functions for **C)**  $\mu = 0$  (darker magenta lines) and **D)**  $\mu = 0.5$  (magenta lines) for discrete values of  $\nu$ . We see that two sets of lines almost coincide.

### 5.4.2 $\ell$ as a function of $z_*$

The length  $\ell$  as a function of  $z_*$  has a rather nontrivial form for some values of thermodynamic parameters, especially in the longitudinal case. In Fig.33.A) the functions  $\ell = \ell(z_*, z_h, \mu)$  for F=EF for transversal case at  $z_h = 1, 1.06, 1.138, 1.2$  and  $\mu = 0$  are presented. It is interesting to note that even on stable backgrounds, i.e.  $z_{h,ip} = 1.108 < z_h < z_{HP} = 1.138$ , the functions  $\ell = \ell(z_*, z_h, \mu)$  are non-monotonic. Here  $z_{h,ip} = 1.108$  corresponds to the line, that has an inflection point (see the inset of Fig.33.A)). This means that the same  $\ell$  can be realized at different  $z_*$ , or 3 different values of entanglement entropy, entropy density and c-function corresponds to the same length.

Fig.33.B)-Fig.33.D) show what happens when we change the chemical potential. In Fig.33.B)  $\mu = 0.2$  and  $z_h = 1.285$  (an unstable point, the corresponding curves are displayed in orange),  $z_h = 1.1266$  (the point of the BB phase transition depicted in red),  $z_h = 1.1$  (the corresponding curve has an inflection point) and  $z_h = 1$ . In Fig.33.C)  $\mu = 0.2$  and points with  $z_h > 2.76$  correspond to the stable backgrounds. An unstable point with  $z_h > 2.6$  is in orange. In Fig.33.D)  $\mu = 0.5$  and all curves correspond to the stable backgrounds.

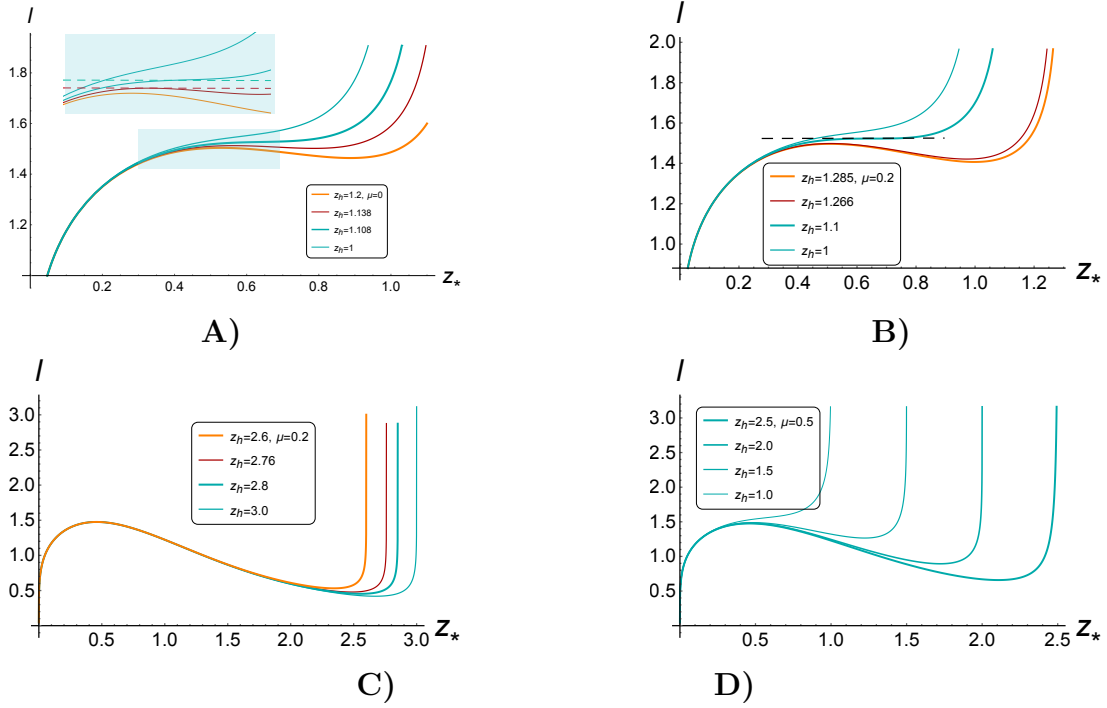
In Fig.34 on the *top line*  $\ell$  vs  $z_*$  for the EF and  $\varphi = 0$  (longitudinal case) is shown: Fig.34.A) at  $z_h = 1.2, 1.138, 1.108, 1$  and  $\mu = 0$ ; Fig.34.B) at  $z_h = 2, 2.5, 3.0, 3.5$  and  $\mu = 0.5$ . On the *bottom line*  $\ell$  vs  $z_*$  for the SF is shown: Fig.34.C) for  $\varphi = \pi/2$  (transversal case) at  $z_h = 0.3, 0.325, 0.35, 0.375$  and  $0.4$ . The right curve corresponds to surfaces touching a dynamic wall located at  $z_{DW} = 0.354$  and for the rest,  $z_*$  is located near the horizons. In Fig.34.D) the plot for  $\varphi = 0$  (longitudinal case) is shown.

The multi-valued dependency of  $\ell$  on  $z_*$  in holographic models was previously observed in [57]. The authors established a new type of the phase transition associated with the swallow-tail like structure for  $S_{HEE}$  as the function of  $\ell$ . For completeness, we present the dependence of the entanglement entropy in the EF on  $\ell$  in Fig.36 and Fig.37. For the isotropic case the Van-der-Waals behavior of the entanglement entropy depends on a slab width takes place only for small black holes. For the anisotropic there is a small region of temperatures where  $S_{HEE}$  is multi-valued also for large black holes. The c-function undergoes a jump at  $\ell_{crit}$  obtained from the self-intersection of  $(S_{HEE}, \ell)$  diagram. The lengths  $\ell_{left,L}, \ell_{right,L}$  in Fig.28.D) correspond to the turning points.

## 5.5 The c-function near the Background Phase Transition

In this subsection we present dependences of  $c$  on  $\ell$  in proximity of the background phase transitions. First we consider c-functions defined by (5.30) in the SF. In Fig.38 we present this c-function for  $\nu = 1$  and  $\nu = 4.5$  (see Fig.38.A)) for transversal (see Fig.38.B)) and longitudinal orientations (see Fig.38.C)). In the main panels plots

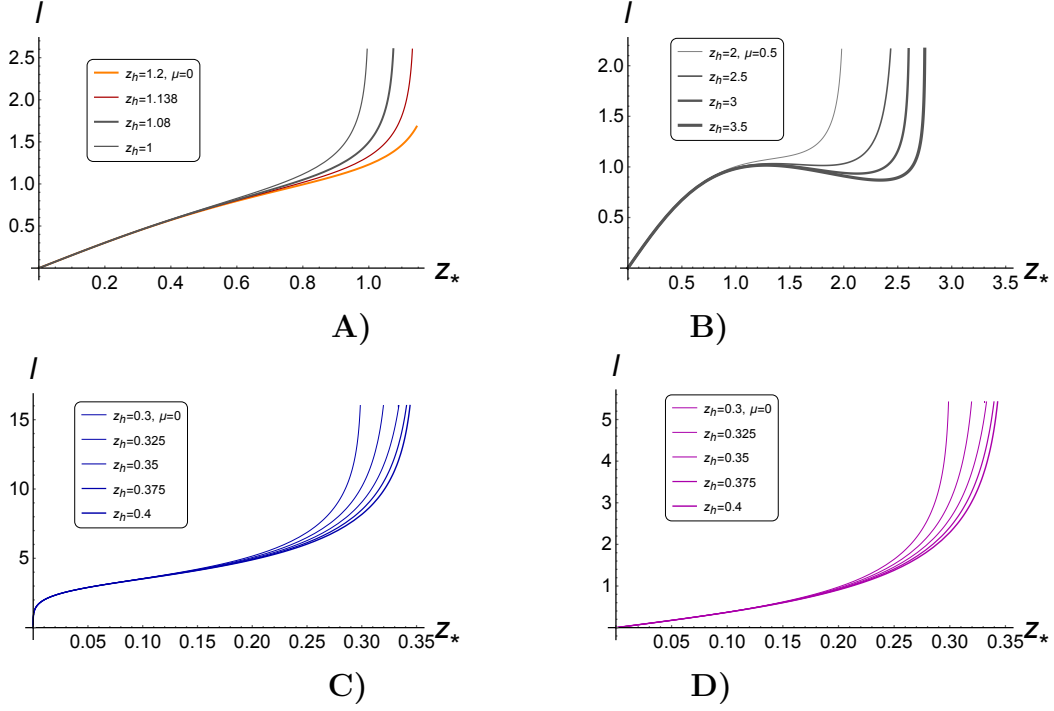




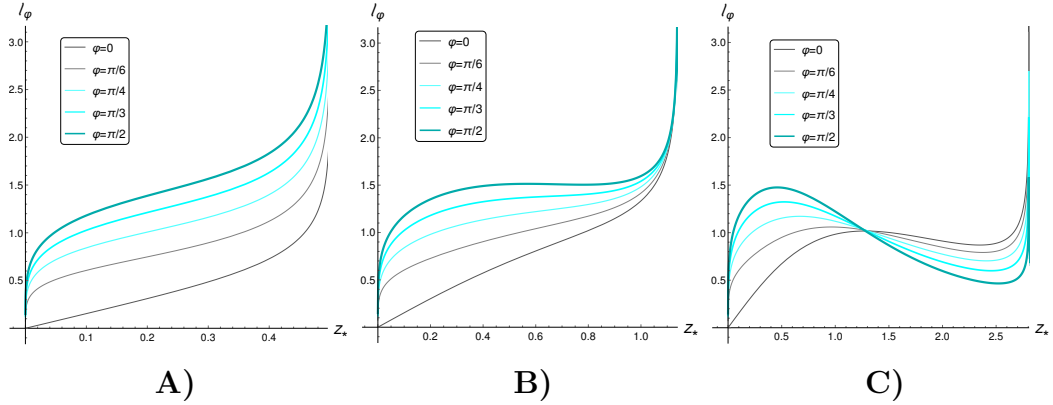
**Figure 33.**  $l$  vs  $z_*$  for F=EF and  $\varphi = \pi/2$  (transversal case). **A)** Here  $z_h = 1.2, 1.138, 1.108, 1$  and  $\mu = 0$  (in vicinity of the HP phase transition). Here  $z_{HP} = 1.138$  is displayed in red and  $z_h = 1.12$ , corresponding to the unstable background, in orange. (Inset: the lines with  $z_{HP} = 1.138$  and  $z_h = 1.2$  have local maxima and the line with  $z_h = 1.108$  has an inflection point). **B)** Here  $\mu = 0.2$  and  $z_h = 1.285$  (an unstable point, the corresponding curves are displayed in orange),  $z_h = 1.1266$  (the point of the BB PT, depicted in red),  $z_h = 1.1$  (the corresponding curve has an inflection point) and  $z_h = 1$ . **C)** Here  $\mu = 0.2$  and points with  $z_h > 2.76$  correspond to the stable backgrounds. An unstable point with  $z_h > 2.6$  is in orange. **D)** Here  $\mu = 0.5$  and all curves correspond to stable background.

for the temperature below the phase transitions are shown, while the insets show graphs at temperatures above phase transitions. We see that the c-functions below the phase transition line are negligibly small as compared with c-functions above this line. Note that for isotropic case c-functions have saddle points, but there are no saddle points in the anisotropic case for transversal configuration.

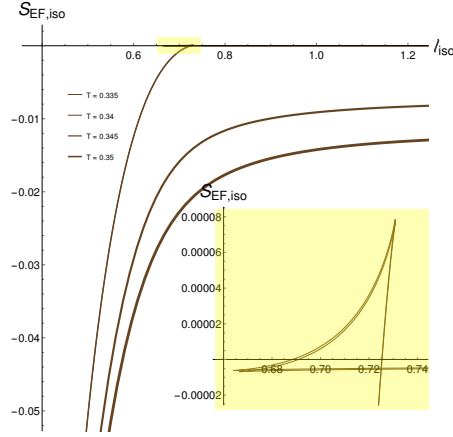
In Fig.39 c-functions versus  $l$  in the EF are shown. For  $\nu = 1$  we calculate the c-function with  $\eta$  given by (5.5) (see Fig.39.A) and with (5.6) (see Fig.39.B)). Here one could see curves corresponding to various values of the temperature below and above the phase transition point  $T = 0.3445$ ,  $\mu = 0.05$ :  $T = 0.33, 0.335, 0.34$  (below) and  $T = 0.345, 0.35, 0.355$  (above) (with increasing thickness with increasing



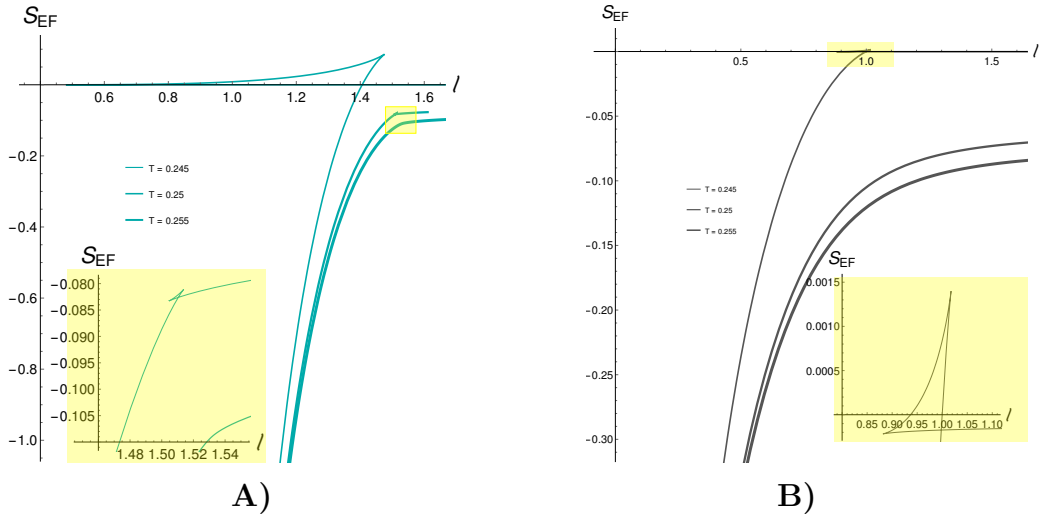
**Figure 34.** *Top line:*  $\ell$  vs  $z_*$  for F=EF for  $\varphi = 0$  (longitudinal case) at **A)**  $z_h = 1.2, 1.138, 1.108, 1$  and  $\mu = 0$ , at **B)**  $z_h = 2, 2.5, 3.0, 3.5$  and  $\mu = 0.5$ . *Bottom line:*  $\ell$  vs  $z_*$  for F=SF for **C)**  $\varphi = \pi/2$  (transversal case) at  $z_h = 0.3, 0.325, 0.35, 0.375$  and  $0.4$ . The right curve corresponds to surfaces touching a dynamic wall located at  $z_{DW} = 0.354$  and for the rest,  $z_*$  is located near the horizons. The plot **D)** is the same as **C)** for  $\varphi = 0$  (longitudinal case).



**Figure 35.**  $\ell$  vs  $z_*$  for F=EF at  $\mu = 0.2$ , different orientations  $\varphi = 0, \pi/6, \pi/4, \pi/3, \pi/2$ ,  $\mu = 0.2$ , and  $z_h = 0.5, 1.1388, 2.80463$  (corresponding temperatures are  $T = 0.418, 0.25, 0.235$ ), are presented in **A)**, **B)** and **C)**, respectively.

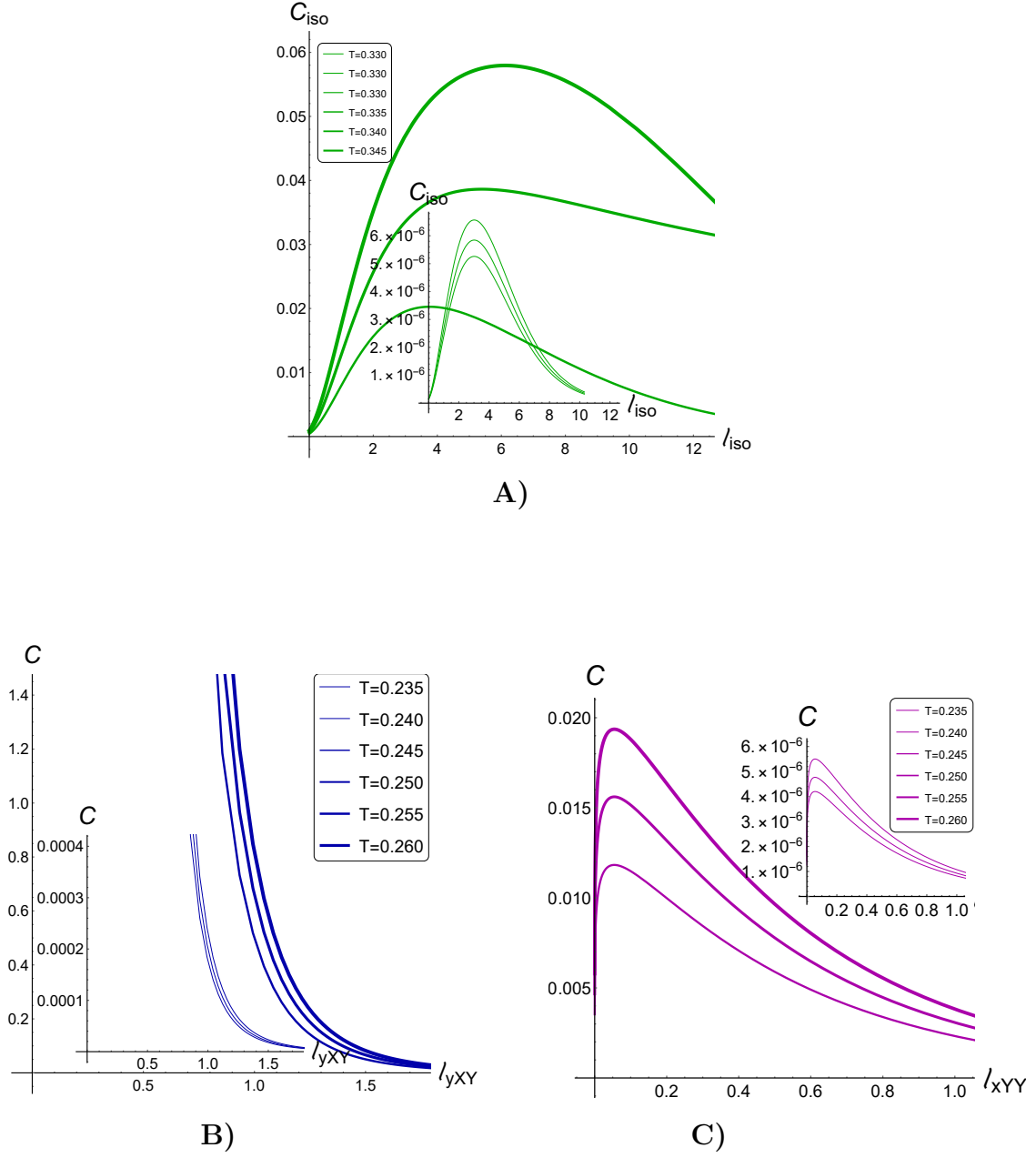


**Figure 36.** The entanglement entropy  $S_{HEE}$  vs  $\ell$  in the EF for  $\nu = 1$  and various values of the temperature below and above the phase transition point ( $T = 0.3445$ ,  $\mu = 0.05$ ):  $T = 0.335, 0.34$  (below) and  $T = 0.345, 0.35$  (above) (thickness increases with increasing temperature) and  $\mu = 0.05$ . The inset shows a zoom of the yellow domains.

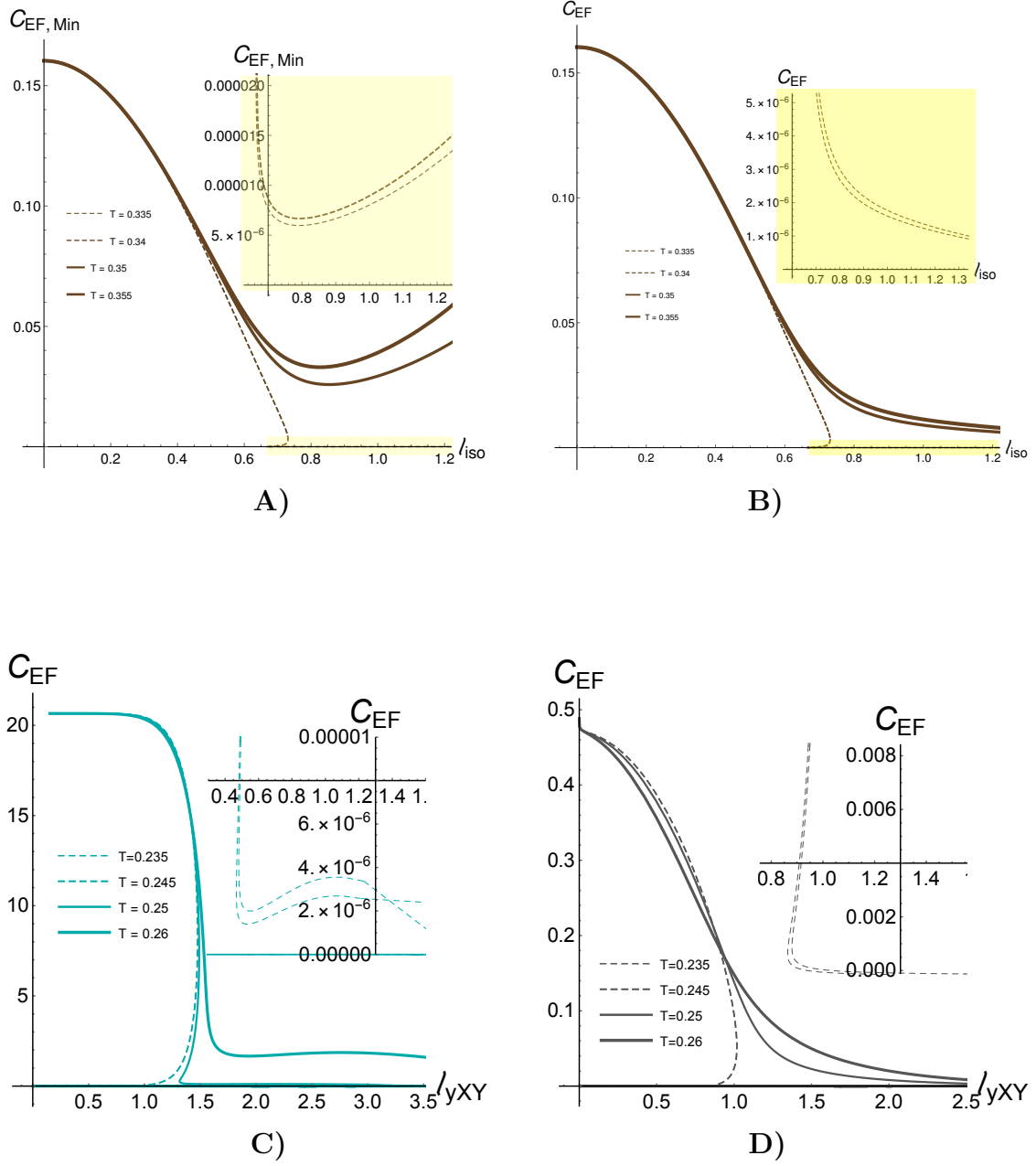


**Figure 37.** The entanglement entropy  $S_{HEE}$  vs  $\ell$  in the EF for  $\nu = 4.5$ , transversal and longitudinal cases are presented in **A)** and **B)**, respectively. Here values of temperature are below and above the phase transition point ( $T = 0.2457$ ,  $\mu = 0.2$ ). In all panels the insets show zooms of the yellow domains.




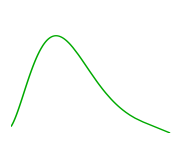
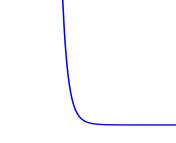
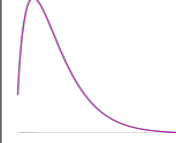



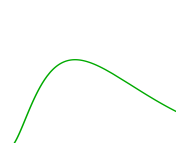
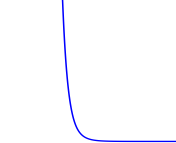
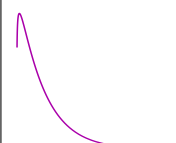
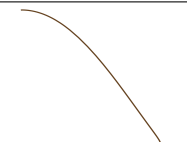
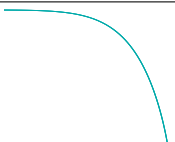
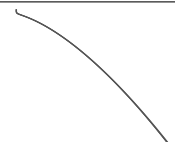
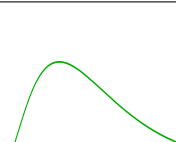
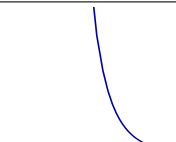
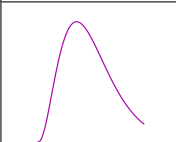
temperature) and  $\mu = 0.05$ . We also present the plots of c-functions for  $\nu = 4.5$  and transversal and longitudinal orientation and values of temperature below and above the phase transition (see Fig.39.C) and Fig.39.D)). Here we see the prints of the length phase transition similar to [55]. This phase transition is observed particularly clearly for transversal configurations and temperatures above the phase transition line.



**Figure 38.** The dependencies of  $c$ , defined by (5.30), on  $\ell$  in proximity of the phase transitions (background shown in Fig.41) in SF: **A)**  $\nu = 1$ ; **B)**  $\nu = 4.5$  and transversal orientation; **C)**  $\nu = 4.5$  and transversal orientation. *Insets:*  $c(\ell)$  above the corresponding phase transitions.



**Figure 39.** Dependence of  $c$  on  $l$  in EF. *Top line:*  $\nu = 1$  and the  $c$ -function calculated with  $\eta$  given **A)** by (5.5) and **B)** by (5.6). Various values of the temperature above and below the phase transition  $T = 0.3445$ ,  $\mu = 0.05$ ;  $T = 0.33, 0.335, 0.34$  (below) and  $T = 0.345, 0.35, 0.355$  (above) (thickness increases with increasing temperature) and  $\mu = 0.05$ . *Bottom line:* **C)**  $\nu = 4.5$ , transversal orientation and values of temperature above and below the phase transition; **D)**  $\nu = 4.5$ , longitudinal orientation and values of temperature below and above the phase transition.

	EF			SF		
$\mu$	ISO	T	L	ISO	T	L
0	 Fig.27	 Fig.28.A	 Fig.28.C	 Fig.27	 Fig.29.A	 Fig.29.C
0.5	 Fig.27	 Fig.28.B	 Fig.28.D	 Fig.27	 Fig.29.B	 Fig.29.D
PT	 Fig.39.A	 Fig.39.B	 Fig.39.C	 Fig.38.A	 Fig.38.B	 Fig.38.C

**Table 2.** A summary of the  $c$ -function behavior considered in the present work in the EF and the SF based on definition (5.7). "ISO" denotes isotropic solution. "L" and "T" denote the longitudinal and transversal orientations of the slab in the anisotropic metric with  $\nu = 4.5$ . "PT" corresponds to configurations near the background phase transition.

## 5.6 Various $c$ -functions as functions of $\ell$

Let us summarize and comment on the results obtained in the previous Sect.5.3 and Sect.5.5. The summary of these results is presented also in Table 2.

- We have found, that  $c$ -functions in the EF decrease with increasing  $\ell$  for not overly large  $\ell$  (see the left part of the Table 2).
  - For the isotropic case in regions of  $(\mu, T)$ -plane far away from the line of the phase transition the  $c$ -function decreases with increasing  $\ell$  for all  $\ell$ .
  - For the anisotropic case the  $c$ -function decreases while increasing  $\ell$  for all transversal and longitudinal orientations for small  $\ell$  in all regions of  $(\mu, T)$ -plane.
    - \* For the transversal orientation different behaviors exhibits in different regions. In the region of small  $\mu$  in the transversal case the  $c$ -function has a local minimum at  $\ell_{min}$  after which it increases up to a local maximum at  $\ell_{max}$  and only then decreases. We get even more interesting behavior with increasing  $\mu$ . The  $c$ -function as a function of  $\ell$  becomes multivalued in some interval of  $\ell$ ,  $\ell_{left,T} < \ell < \ell_{right,T}$ . For

- $\ell > \ell_{right,T}$  crossing the line of the phase transition, the c-function has a jump.
  - \* For longitudinal orientation the c-function for small  $\mu$  only decreases with increasing  $\ell$ . But if we increase  $\mu$  we see that the c-function also exhibits multivalued behavior for  $\ell_{left,L} < \ell < \ell_{right,L}$  and for  $\ell > \ell_{right,T}$  it has jumps as it crosses the phase transition line.
- The c-functions calculated in the SF also exhibit non-monotonic behavior in some cases, but there is no multi-valued behavior here (see the right part of Table 2).
  - In isotropic case in the SF c-function increases while increasing  $\ell$  in UV up to  $\ell = \ell_{max}(T, \mu)$ . This non-monotony behavior is related to dilaton behavior near  $z = 0$ .
  - There is different behavior in anisotropic case in the SF.
    - \* The c-function exhibits monotonic behavior for the transversal orientation. It decreases with increasing  $\ell$  for all  $\ell$ .
    - \* The c-function increases with increasing  $\ell$  in UV up to  $\ell = \ell_{max,SF}(T, \mu)$  and when decreases for the longitudinal orientation.

There are two reasons why we do not need to worry about all these.

- First of all, as has been mentioned in the text, a non-monotonicity in the anisotropic case is not in contradiction with any of the existing c-theorems as all of them are based on Lorentz invariance.
- The saddle points  $\ell_{max,SF}(T, \mu)$  as well as the regions of multi-validity of the c-functions,  $\ell_{left,L} < \ell < \ell_{right,L}$  or  $\ell_{left,T} < \ell < \ell_{right,T}$  are located in the regions with large enough values of  $\ell$ , where the definition of the c-function using the UV asymptotics of the solutions can be violated.

## 5.7 Entanglement Entropy Phase Transition

Let us remind that the criterion for the confinement/deconfinement phase transition in QCD is the behavior of the potential between quarks or the behavior of the temporal Wilson loops. The Wilson loops can also be computed in HQCD. It turns out that location of the confinement/deconfinement line in the  $(\mu, T)$  plane can be close to the background phase transition [57, 67, 82], but not necessary coincide with it. For special models the phase transition of the HEE can be used as an indication of the HQCD phase transition [44, 59].

The position of the background phase transition depends on the particular holographic model, see [118, 119] and refs therein. It can be also located in the right-bottom part of the  $(\mu, T)$  plane starting from a point  $(\mu_{cr}, T_{cr})$  and going down with

increasing  $\mu$  till the zero temperature. It also can be located in the left part of the plane, starting from  $T_0$  at  $\mu = 0$  and going down with increasing  $\mu$  till the point  $(\mu_{cr}, T_{cr})$ .

To find the location of the HEE phase transition on the  $(\mu, T)$  plane one has to find the location of points where the free energy  $F_A$  corresponding to the reduced  $\rho_A$ -matrix has a multi-valued behavior. It turns out that the effective free energy corresponding to the entangled region  $A$

$$dF_A = -S_A dT, \quad (5.31)$$

has a behavior similar to the behavior of the free thermal energy. We can define the density of the entanglement effective free energy as

$$df_A = -\eta_A dT. \quad (5.32)$$

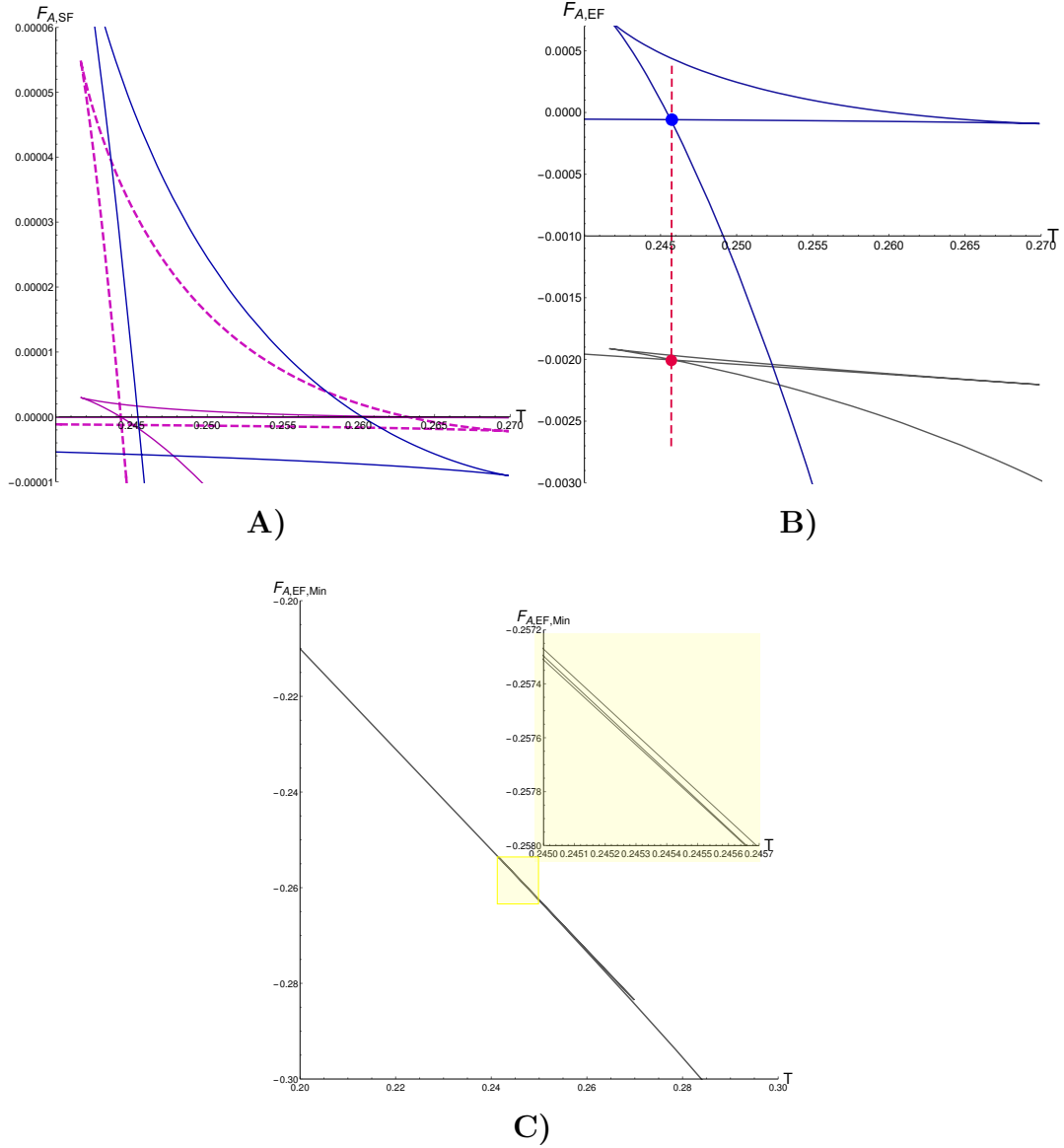
The density of the effective free energy as a function of temperature also has the swallow-tail behavior.

This is due to the fact that, on the one hand, slabs that extend infinitely in two directions and being thick enough can accumulate enough degrees of freedom to repeat the characteristic form of thermal entropy, and on the other hand, the three-valued behavior of the function  $z_h = z_h(T)$  is an intrinsic feature of the background and inevitably leads to swallow-tail behavior for both ordinary and effective free energy even for thin slabs. However the slab does not include all degrees of freedom, so the thermal entropy and the effective entanglement entropy do not coincide exactly, as well as the lines of the thermal and entanglement phase transitions.

Let us summarize what we found studying behavior of the effective entanglement free energy in different schemes of regularizations and frames.

- We checked the behavior of the effective entanglement free energy density as a function of temperature in the SF using different renormalization schemes, see Fig. 40.A). We see that there is no essential dependence on used regularization schemes in the SF. The transition points for the entanglement free energy in both regularization schemes almost coincide, also these points are very close to the transition point obtained from the thermal free energy.
- We also compared behavior of the effective entanglement free energy and thermal free energy densities as the functions of temperature in the EF, see Fig. 40.B). Here we see that the temperatures of the phase transition points almost coincide, while the values of the free energy densities at these points do not coincide.
- Moreover, we analysed behavior of the effective entanglement free energy defined with the minimal renormalization scheme in EF and found the swallow-tail looking more flattened, see Fig.40.C).

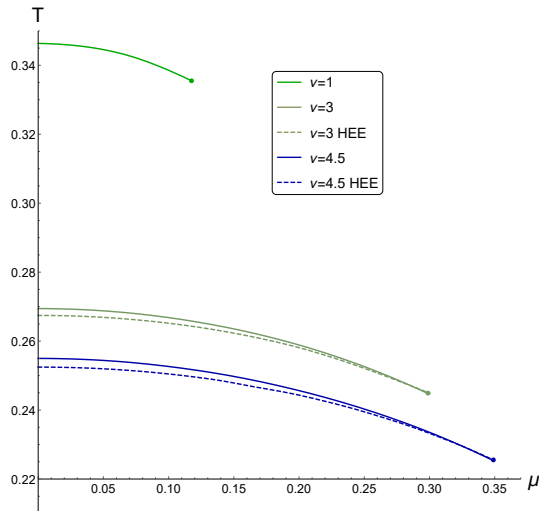




**Figure 40.** **A)** Swallow-tailed temperature dependences of the thermal free energy density divided by factor 10 (solid blue line) and the entanglement effective free energy density in the SF (magenta dashed line based on  $\eta$  and magenta solid line based on  $\eta_{CD}$ ). **B)** The same in the EF (the entanglement free energy density with  $\eta_{CD}$  in the EF is shown by gray solid line). **C)** The entanglement free energy density based on  $\eta$  in the EF. The inset in **C)** shows that the form of temperature dependence of the entanglement free energy density presented in the main panel is in fact swallow-tailed. All these plots are done for the anisotropic case with  $\nu = 4.5$  and  $\mu = 0.2$ .

- We checked that the locations of the critical points extracted from the HEE density and the HEE itself almost coincide (numerical calculations were done for different  $\ell$  and orientations).

In Fig.41 phase diagrams for the thermal entropy (solid lines) and entanglement entropy densities (dashed lines) for various anisotropy parameters  $\nu$ ,  $\nu = 1$  (green lines),  $\nu = 3$  (khaki lines) and  $\nu = 4.5$  (blue lines) obtained by numerical calculations based on (3.42), (3.37) and (5.5) are presented.



**Figure 41.** Phase diagrams for the thermal entropy (solid lines) and entanglement entropy densities (dashed lines) for various anisotropy parameters  $\nu$ ,  $\nu = 1$  (green line),  $\nu = 3$  (khaki lines) and  $\nu = 4.5$  (blue lines).

Generally speaking, the location of the phase transition for the HEE is rather close to the background phase transition, see Fig.41. Note that in contrast to Wilson loops behavior in anisotropic background [67], there is no visible orientation dependence of HEE phase transition line in anisotropic cases.

## 6 Conclusion

We have considered the most general anisotropic holographic model and found the expression for the HEE in terms of the Euler angles defined by the orientation of the slab-shape area in respect to HIC axes. In a particular case, we have considered the HEE for the model invariant in the transversal directions with the unique anisotropy scaling factor supported by the Einstein-Dilaton-two-Maxwell action [67]. The choice of the model [66] is motivated by agreement of the energy dependence of the produced entropy with the experimental data for the energy dependence of the total multiplicity of particles produced in HIC [68] in the anisotropic metric. This model describes multiplicity and quark confinement (for heavy quarks), predicts crossover transition line between confinement/deconfinement phases, anisotropy in hadron spectrum (for a short time after collisions) [82, 119] and phase transition for the spatial Wilson loops [19].

We have calculated the HEE and its density in the holographic anisotropic model [67]. We have shown that the HEE and its density have significant fluctuations near the BB phase transition line in  $(\mu, T)$ -plane for all values of the anisotropy parameter. The lines of thermal and entanglement entropies phase transition in  $(\mu, T)$ -plane are different in the anisotropic cases but do not depend on the orientation of the entangling area. Note that for isotropic case  $\nu = 1$  the differences between these lines in the phase diagram plane are not visible. We have discussed an application of enormous increasing of the HEE as an indicator of the background phase transition.

We have studied the dependence of the c-function on the thickness  $\ell$  of the entanglement slab. We have found saddle points of c-function as a function of  $\ell$  as well as its multivalued behaviour. The obtained results are schematically presented in Table 2. The c-functions in the EF decrease while increasing  $\ell$  for not too large  $\ell$ . Moreover, in the isotropic case in regions of  $(\mu, T)$ -plane remote from the line of the phase transition, the c-function decreases while increasing  $\ell$  for all  $\ell$ . In the anisotropic case, the c-function decreases with increasing  $\ell$  for all transversal and longitudinal orientations for small  $\ell$  in all regions of  $(\mu, T)$ -plane. The c-functions calculated in the SF in some cases exhibit non-monotonic behavior, but there is no multivalued behavior here. In isotropic case in the SF c-function increases with increasing  $\ell$  in UV up to  $\ell = \ell_{max}(T, \mu)$ . This non-monotonic behavior is related with dilaton behavior near  $z = 0$ . There is different behavior in anisotropic case in the SF. It has been mentioned in the text, a non-monotonicity in an anisotropic case is not in contradiction with any of the existing c-theorems because all of them are based on Lorentz invariance. The saddle points as well as the regions of multi-validity of the c-functions are located in the regions where the definition of the c-function using the UV asymptotics of the solutions can be violated.

As to further development, we suppose to study modifications of the model [67] to include the light quarks following [120], incorporate the chiral phase transition [121], and also perform the numerical calculations in full anisotropic case to incorporate the magnetic field, as has been done in [122].

We hope that the results presented in this paper, their interpretations and their further possible adjustment to the phenomenology data can be of interest for experiments at the future facilities of FAIR [123], NICA [124], for RHIC's BES II program and CERN, III run.

## Acknowledgments

This work is supported by RFBR Grant 18-02-40069 and partially (I.A. and P.S.) by the ‘‘BASIS’’ Science Foundation (grant No. 18-1-1-80-4). We would like to thank D. Ageev, A. Golubtsova, M. Khramtsov, K. Rannu and I. Volovich for useful discussions.

## References

- [1] Materials of Town Meeting, CERN  
24.10.18//https://indico.cern.ch/event/746182/timetable/#20181024
- [2] M. Aggarwal, et al., “Higher Moments of Net-proton Multiplicity Distributions at RHIC,” *Phys.Rev.Lett.* **105** (2010) 022302 [arXiv:1004.4959].
- [3] X. Luo, “Search for the QCD Critical Point by Higher Moments of Net-proton Multiplicity Distributions at STAR,” *Nucl. Phys. A* 904-905, 911c-914c (2013) [arXiv:1210.5573].
- [4] L. Adamczyk, et al., “Energy Dependence of Moments of Net-proton Multiplicity Distributions at RHIC,” *Phys.Rev.Lett.* **112** (2014) 032302 [arXiv:1309.5681].
- [5] X. Luo, “Energy Dependence of Moments of Net-Proton and Net-Charge Multiplicity Distributions at STAR,” *PoS CPOD2014* (2014) 019 [arXiv:1503.02558].
- [6] A. Ayala, A. Bashir, J. J. Cobos-Martinez, S. Hernandez-Ortiz and A. Raya, “The effective QCD phase diagram and the critical end point,” *Nucl. Phys. B* **897**, 77 (2015) [arXiv:1411.4953 [hep-ph]].
- [7] B. Berdnikov, K. Rajagopal, “Slowing out-of-equilibrium near the QCD critical point,” *Phys.Rev. D* **61** (2000) 105017, [arXiv:hep-ph/9912274].
- [8] H. T. Ding, F. Karsch and S. Mukherjee, “Thermodynamics of strong-interaction matter from Lattice QCD,” *Int. J. Mod. Phys. E* **24**, 1530007 (2015), arXiv:1504.05274 [hep-lat].
- [9] A. Bazavov *et al.*, “The QCD Equation of State to  $\mathcal{O}(\mu_B^6)$  from Lattice QCD,” *Phys. Rev. D* **95**, no. 5, 054504 (2017) [arXiv:1701.04325 [hep-lat]].
- [10] E. Witten, “Anti-de Sitter space, thermal phase transition, and confinement in gauge theories,” *Adv. Theor. Math. Phys.* **2**, 505 (1998) [hep-th/9803131].
- [11] U. Gursoy and E. Kiritsis, “Exploring improved holographic theories for QCD: Part I,” *JHEP* **0802**, 032 (2008) [arXiv:0707.1324 [hep-th]].
- [12] U. Gursoy, E. Kiritsis and F. Nitti, “Exploring improved holographic theories for QCD: Part II,” *JHEP* **0802**, 019 (2008) [arXiv:0707.1349 [hep-th]].
- [13] S. S. Gubser and A. Nellore, “Mimicking the QCD equation of state with a dual black hole,” *Phys. Rev. D* **78**, 086007 (2008) [arXiv:0804.0434 [hep-th]].
- [14] S. S. Gubser et al., “Thermodynamics and Bulk Viscosity of Approximate Black Hole Duals to Finite Temperature Quantum Chromodynamics,” *Phys. Rev. Lett.* **101**, 131601 (2008) [arXiv:0804.1950[hep-th]].
- [15] U. Gursoy, E. Kiritsis, L. Mazzanti, G. Michalogiorgakis and F. Nitti, “Improved Holographic QCD,” *Lect. Notes Phys.* **828**, 79 (2011) [arXiv:1006.5461 [hep-th]].
- [16] J. Casalderrey-Solana, H. Liu, D. Mateos, K. Rajagopal and U. A. Wiedemann, “Gauge/String Duality, Hot QCD and Heavy Ion Collisions,” Cambridge University Press, 2014, arXiv:1101.0618 [hep-th].

- [17] I. Ya. Aref'eva, "Holographic approach to quark-gluon plasma in heavy ion collisions," *Phys. Usp.* **57** (2014) 527
- [18] I. Aref'eva, "Holography for Heavy Ions Collisions at LHC and NICA", EPJ Web Conf. **164**, 01014 (2017) [arXiv:1612.08928 [hep-th]]; I. Aref'eva, "Multiplicity and thermalization time in heavy-ions collisions", EPJ Web Conf. **125**, 01007 (2016)
- [19] I. Aref'eva, "Holography for Heavy-Ion Collisions at LHC and NICA. Results of the last two years," EPJ Web Conf. **191**, 05010 (2018);
- [20] O. DeWolfe, S. S. Gubser, C. Rosen and D. Teaney, "Heavy ions and string theory", *Prog. Part. Nucl. Phys.* **75**, 86 (2014)
- [21] M. Reiter, A. Dumitru, J. Brachmann, J. A. Maruhn, H. Stoecker, W. Greiner, "Entropy production in collisions of relativistic heavy ions: A Signal for quark gluon plasma phase transition?" *Nucl. Phys. A* **643** (1998) 99–112 [http://arxiv.org/abs/nucl-th/9806010].
- [22] A. Dumitru, E. Molnar, Y. Nara, "Entropy production in high-energy heavy-ion collisions and the correlation of shear viscosity and thermalization time," *Phys. Rev. C* **76** (2007) 024910 [arXiv:0706.2203].
- [23] P. V. Buividovich and M. I. Polikarpov, "Numerical study of entanglement entropy in SU(2) lattice gauge theory," *Nucl. Phys. B* **802**, 458 (2008) [arXiv:0802.4247 [hep-lat]].
- [24] A. Velytsky, "Entanglement entropy in d+1 SU(N) gauge theory," *Phys. Rev. D* **77**, 085021 (2008) [arXiv:0801.4111 [hep-th]].
- [25] E. Itou, K. Nagata, Y. Nakagawa, A. Nakamura and V. I. Zakharov, "Entanglement in Four-Dimensional SU(3) Gauge Theory," *PTEP* **2016**, no. 6, 061B01 (2016) [arXiv:1512.01334 [hep-th]].
- [26] T. Kunihiro, B. Muller, A. Ohnishi, A. Schafer, T. T. Takahashi and A. Yamamoto, "Chaotic behavior in classical Yang-Mills dynamics," *Phys. Rev. D* **82**, 114015 (2010) [arXiv:1008.1156 [hep-ph]].
- [27] S. Ryu and T. Takayanagi, "Holographic derivation of entanglement entropy from AdS/CFT," *Phys. Rev. Lett.* **96**, 181602 (2006) [hep-th/0603001].
- [28] S. Ryu and T. Takayanagi, "Aspects of Holographic Entanglement Entropy," *JHEP* **0608**, 045 (2006) [hep-th/0605073].
- [29] V. E. Hubeny, M. Rangamani and T. Takayanagi, "A Covariant holographic entanglement entropy proposal," *JHEP* **0707**, 062 (2007) [arXiv:0705.0016 [hep-th]].
- [30] V. Balasubramanian, A. Bernamonti, J. de Boer, N. Copland, B. Craps, E. Keski-Vakkuri, B. Muller, A. Schafer et al., "Holographic Thermalization," *Phys. Rev. D* **84**, 026010 (2011) [arXiv:1103.2683 [hep-th]].
- [31] V. Keranen, E. Keski-Vakkuri and L. Thorlacius, "Thermalization and entanglement following a non-relativistic holographic quench," *Phys. Rev. D* **85**, 026005 (2012) [arXiv:1110.5035 [hep-th]].

- [32] H. Liu and S. J. Suh, “Entanglement Tsunami: Universal Scaling in Holographic Thermalization,” *Phys. Rev. Lett.* **112**, 011601 (2014) [arXiv:1305.7244 [hep-th]].  
H. Liu and S. J. Suh, “Entanglement growth during thermalization in holographic systems,” *Phys. Rev. D* **89**, no. 6, 066012 (2014) [arXiv:1311.1200 [hep-th]].
- [33] I. Y. Aref’eva, “Formation time of quark-gluon plasma in heavy-ion collisions in the holographic shock wave model,” *Teor. Mat. Fiz.* **184**, no. 3, 398 (2015) [*Theor. Math. Phys.* **184**, no. 3, 1239 (2015)] [arXiv:1503.02185 [hep-th]].
- [34] C. Ecker, D. Grumiller and S. A. Stricker, “Evolution of holographic entanglement entropy in an anisotropic system,” *JHEP* **1507**, 146 (2015) [arXiv:1506.02658 [hep-th]].
- [35] I. Ya. Aref’eva, A. A. Golubtsova and E. Gourgoulhon, “Analytic black branes in Lifshitz-like backgrounds and thermalization,” *JHEP* **1609**, 142 (2016) [arXiv:1601.06046 [hep-th]].
- [36] K. Narayan, “On Lifshitz scaling and hyperscaling violation in string theory,” *Phys. Rev. D* **85**, 106006 (2012) [arXiv:1202.5935 [hep-th]].
- [37] D. S. Ageev and I. Y. Aref’eva, “Holographic Non-equilibrium Heating,” *JHEP* **1803**, 103 (2018) [arXiv:1704.07747 [hep-th]].
- [38] I. Y. Aref’eva, M. A. Khramtsov and M. D. Tikhanovskaya, “Thermalization after holographic bilocal quench,” *JHEP* **1709**, 115 (2017) [arXiv:1706.07390 [hep-th]].
- [39] M. F. Wondrak, M. Kaminski, P. Nicolini and M. Bleicher, “AdS/CFT far from equilibrium in a Vaidya setup,” *J. Phys. Conf. Ser.* **942**, no. 1, 012020 (2017) [arXiv:1711.08835 [hep-th]].
- [40] R. Mishra and H. Singh, “Perturbative entanglement thermodynamics for AdS spacetime: Renormalization,” *JHEP* **10**, 129 (2015) [arXiv:1507.03836 [hep-th]].
- [41] A. Ghosh and R. Mishra, “Inhomogeneous Jacobi equation for minimal surfaces and perturbative change in holographic entanglement entropy,” *Phys. Rev. D* **97**, no.8, 086012 (2018) [arXiv:1710.02088 [hep-th]].
- [42] L. D. Landau “On the multiplicity of particles formation in ultra-relativistic particles collisions,” *Izv. Akad. Nauk SSSR Ser. Fiz.* v.17, p.54 (1953)  
E. Fermi, *Progr. Theoret. Phys.* 1950. V.5. P. 570.  
I.Ya. Pomeranchuk, *DAN SSSR.* 1951. V.78. P. 884.
- [43] I. Aref’eva, “Holographic Entanglement Entropy for Heavy Ions Collisions,” *Phys.Part.Nucl.Lett.* 16 (2019) no.5., 486-492
- [44] I. R. Klebanov, D. Kutasov and A. Murugan, “Entanglement as a probe of confinement,” *Nucl. Phys. B* **796**, 274 (2008) [arXiv:0709.2140 [hep-th]].
- [45] M. Kulaxizi, A. Parnachev and K. Schalm, “On Holographic Entanglement Entropy of Charged Matter,” *JHEP* **1210**, 098 (2012) [arXiv:1208.2937 [hep-th]].
- [46] A. Lewkowycz, “Holographic Entanglement Entropy and Confinement,” *JHEP* **1205**, 032 (2012) [arXiv:1204.0588 [hep-th]].

- [47] N. Kim, “Holographic entanglement entropy of confining gauge theories with flavor,” *Phys. Lett. B* **720**, 232 (2013).
- [48] U. Kol, C. Nunez, D. Schofield, J. Sonnenschein and M. Warschawski, “Confinement, Phase Transitions and non-Locality in the Entanglement Entropy,” *JHEP* **1406**, 005 (2014) [arXiv:1403.2721 [hep-th]].
- [49] Y. Ling, P. Liu, C. Niu, J. P. Wu and Z. Y. Xian, “Holographic Entanglement Entropy Close to Quantum Phase Transitions,” *JHEP* **1604**, 114 (2016) [arXiv:1502.03661 [hep-th]].
- [50] M. Ghodrati, “Schwinger Effect and Entanglement Entropy in Confining Geometries,” *Phys. Rev. D* **92**, no. 6, 065015 (2015) [arXiv:1506.08557 [hep-th]].
- [51] S. Kundu and J. F. Pedraza, “Aspects of Holographic Entanglement at Finite Temperature and Chemical Potential,” *JHEP* **1608**, 177 (2016) [arXiv:1602.07353 [hep-th]].
- [52] Y. Ling, P. Liu and J. P. Wu, “Characterization of Quantum Phase Transition using Holographic Entanglement Entropy,” *Phys. Rev. D* **93**, no. 12, 126004 (2016) [arXiv:1604.04857 [hep-th]].
- [53] S. J. Zhang, “Holographic entanglement entropy close to crossover/phase transition in strongly coupled systems,” *Nucl. Phys. B* **916**, 304 (2017) [arXiv:1608.03072 [hep-th]].
- [54] X. X. Zeng and L. F. Li, “Holographic Phase Transition Probed by Nonlocal Observables,” *Adv. High Energy Phys.* **2016**, 6153435 (2016) [arXiv:1609.06535 [hep-th]].
- [55] D. Dudal and S. Mahapatra, “Confining gauge theories and holographic entanglement entropy with a magnetic field,” *JHEP* **1704**, 031 (2017) [arXiv:1612.06248 [hep-th]].
- [56] D. Dudal and S. Mahapatra, “Thermal entropy of a quark-antiquark pair above and below deconfinement from a dynamical holographic QCD model,” *Phys. Rev. D* **96**, no. 12, 126010 (2017) [arXiv:1708.06995 [hep-th]].
- [57] D. Dudal and S. Mahapatra, “Interplay between the holographic QCD phase diagram and entanglement entropy,” *JHEP* **1807**, 120 (2018) [arXiv:1805.02938 [hep-th]].
- [58] S. Mahapatra, “Interplay between the holographic QCD phase diagram and mutual and  $n$ -partite information,” *JHEP* **1904**, 137 (2019) [arXiv:1903.05927 [hep-th]].
- [59] J. Knaute and B. Kampfer, “Holographic Entanglement Entropy in the QCD Phase Diagram with a Critical Point,” *Phys. Rev. D* **96**, no. 10, 106003 (2017)[arXiv:1706.02647 [hep-ph]]
- [60] M. Ali-Akbari and M. Lezgi, “Holographic QCD, entanglement entropy, and critical temperature,” *Phys. Rev. D* **96**, no. 8, 086014 (2017) [arXiv:1706.04335 [hep-th]].

- [61] M. Rahimi and M. Ali-Akbari, “Holographic Entanglement Entropy Decomposition in an Anisotropic Gauge Theory,” *Phys. Rev. D* **98**, no. 2, 026004 (2018) [arXiv:1803.01754 [hep-th]].
- [62] M. Baggioli, B. Padhi, P. W. Phillips and C. Setty, “Conjecture on the Butterfly Velocity across a Quantum Phase Transition,” *JHEP* **1807**, 049 (2018) [arXiv:1805.01470 [hep-th]].
- [63] P. Liu, C. Niu and J. P. Wu, “The Effect of Anisotropy on Holographic Entanglement Entropy and Mutual Information,” *Phys. Lett. B* **796**, 155 (2019) [arXiv:1905.06808 [hep-th]].
- [64] H. Ebrahim and G. M. Nafisi, “Holographic Mutual Information and Critical Exponents of the Strongly Coupled Plasma,” arXiv:2002.09993 [hep-th].
- [65] K. Narayan, T. Takayanagi and S. P. Trivedi, “AdS plane waves and entanglement entropy,” *JHEP* **1304**, 051 (2013) [arXiv:1212.4328 [hep-th]].
- [66] I. Ya. Aref’eva and A. A. Golubtsova, “Shock waves in Lifshitz-like spacetimes,” *JHEP* **1504**, 011 (2015) [arXiv:1410.4595 [hep-th]].
- [67] I. Aref’eva and K. Rannu, “Holographic Anisotropic Background with Confinement-Deconfinement Phase Transition,” *JHEP* **1805**, 206 (2018)[arXiv:1802.05652 [hep-th]].
- [68] J. Adam *et al.* [ALICE Collaboration], “Centrality dependence of the charged-particle multiplicity density at midrapidity in Pb-Pb collisions at  $\sqrt{s_{NN}} = 5.02$  TeV,” *Phys. Rev. Lett.* **116**, no. 22, 222302 (2016) [arXiv:1512.06104 [nucl-ex]].
- [69] S. S. Gubser, S. S. Pufu and A. Yarom, “Entropy production in collisions of gravitational shock waves and of heavy ions,” *Phys. Rev. D* **78**, 066014 (2008) [arXiv:0805.1551 [hep-th]].
- [70] S. S. Gubser, S. S. Pufu and A. Yarom, “Off-center collisions in AdS(5) with applications to multiplicity estimates in heavy-ion collisions,” *JHEP* **11**, 050 (2009) [arXiv:0902.4062 [hep-th]].
- [71] D. Grumiller and P. Romatschke, “On the collision of two shock waves in AdS(5),” *JHEP* **08**, 027 (2008) [arXiv:0803.3226 [hep-th]].
- [72] L. Alvarez-Gaume et al. “Critical formation of trapped surfaces in the collision of gravitational shock waves,” *JHEP* **02**, 009 (2009) [arXiv:0811.3969 [hep-th]].
- [73] J. L. Albacete, Y. V. Kovchegov and A. Taliotis, “Modeling Heavy Ion Collisions in AdS/CFT,” *JHEP* **0807** (2008) 100 [arXiv:0805.2927 [hep-th]].
- [74] S. Lin and E. Shuryak, “Grazing Collisions of Gravitational Shock Waves and Entropy Production in Heavy Ion Collision,” *Phys. Rev. D* **79** (2009) 124015 [arXiv:0902.1508 [hep-th]].
- [75] J. L. Albacete, Y. V. Kovchegov and A. Taliotis, “Asymmetric Collision of Two Shock Waves in AdS(5),” *JHEP* **0905** (2009) 060 [arXiv:0902.3046 [hep-th]].



- [76] I. Y. Aref'eva, A. A. Bagrov and E. A. Guseva, "Critical Formation of Trapped Surfaces in the Collision of Non-expanding Gravitational Shock Waves in de Sitter Space-Time," *JHEP* **0912**, 009 (2009), arXiv:hep-th/0905.1087.
- [77] I. Y. Aref'eva, A. A. Bagrov and L. V. Joukovskaya, "Critical Trapped Surfaces Formation in the Collision of Ultrarelativistic Charges in (A)dS," *JHEP* **1003**, 002, (2010) arXiv:hep-th/0909.1294.
- [78] Y. V. Kovchegov, "Shock Wave Collisions and Thermalization in AdS<sub>5</sub>," *Prog. Theor. Phys. Suppl.* **187** (2011) 96 [arXiv:1011.0711 [hep-th]].
- [79] E. Kiritsis and A. Taliotis, "Multiplicities from black-hole formation in heavy-ion collisions," *JHEP* **04**, 065 (2012) [arXiv:1111.1931 [hep-ph]].
- [80] I. Y. Aref'eva, E. O. Pozdeeva and T. O. Pozdeeva, "Potentials in modified AdS<sub>5</sub> spaces with a moderate increase in entropy," *Theor. Math. Phys.* **180**, 781 (2014)
- [81] D. S. Ageev and I. Y. Aref'eva, "Holographic thermalization in a quark confining background," *J. Exp. Theor. Phys.* **120**, no. 3, 436 (2015) [arXiv:1409.7558 [hep-th]].
- [82] I. Aref'eva, K. Rannu and P. Slepov, "Orientation Dependence of Confinement-Deconfinement Phase Transition in Anisotropic Media," *Phys.Lett. B* **792**, 470 (2019) [arXiv:1808.05596 [hep-th]].
- [83] M. Strickland, "Thermalization and isotropization in heavy-ion collisions", *Pramana* **84**, 671 (2015).
- [84] I. Ya. Arefeva, "Regge regime in QCD and asymmetric lattice gauge theory," *Phys. Lett. B* **325**, 171 (1994) [hep-th/9311115].
- [85] D. Giataganas, U. Gursoy and J. F. Pedraza, "Strongly-coupled anisotropic gauge theories and holography," [arXiv:1708.05691 [hep-th]].
- [86] S. I. Finazzo, R. Critelli, R. Rougemont and J. Noronha, "Momentum transport in strongly coupled anisotropic plasmas in the presence of strong magnetic fields," *Phys. Rev. D* **94**, no. 5, 054020 (2016). Erratum: [*Phys. Rev. D* **96**, no. 1, 019903 (2017)], arXiv:1507.06556 [hep-th]
- [87] D. Giataganas, U. Gursoy and J. F. Pedraza, "Strongly-coupled anisotropic gauge theories and holography," *Phys. Rev. Lett.* **121**, no. 12, 121601 (2018) [arXiv:1708.05691 [hep-th]].
- [88] D. Mateos and D. Trancanelli, "The anisotropic N=4 super Yang-Mills plasma and its instabilities," *Phys. Rev. Lett.* **107**, 101601 (2011) [arXiv:1105.3472 [hep-th]].
- [89] D. Mateos and D. Trancanelli, "Thermodynamics and Instabilities of a Strongly Coupled Anisotropic Plasma," *JHEP* **1107**, 054 (2011) [arXiv:1106.1637 [hep-th]].
- [90] E. Brehm, "Heavy Quarks in Strongly Coupled Non-Conformal Plasmas with Anisotropy," *JHEP* **1906**, 128 (2019) [arXiv:1711.08943 [hep-th]].
- [91] H. Bohra, D. Dudal, A. Hajilou and S. Mahapatra, "Anisotropic string tensions and

- inversely magnetic catalyzed deconfinement from a dynamical AdS/QCD model,” Phys. Lett. B **801**, 135184 (2020) [arXiv:1907.01852 [hep-th]].
- [92] P. Fonda, D. Seminara and E. Tonni, “On shape dependence of holographic entanglement entropy in AdS<sub>4</sub>/CFT<sub>3</sub>,” JHEP **1512**, 037 (2015) [arXiv:1510.03664 [hep-th]].  
G. Cavini, D. Seminara, J. Sisti and E. Tonni, “On shape dependence of holographic entanglement entropy in AdS<sub>4</sub>/CFT<sub>3</sub> with Lifshitz scaling and hyperscaling violation,” JHEP **2002**, 172 (2020) [arXiv:1907.10030 [hep-th]].
- [93] M. Nozaki, T. Numasawa and T. Takayanagi, “Holographic Local Quenches and Entanglement Density,” JHEP **1305**, 080 (2013) [arXiv:1302.5703 [hep-th]].
- [94] J. Bhattacharya, V. E. Hubeny, M. Rangamani and T. Takayanagi, “Entanglement density and gravitational thermodynamics,” Phys. Rev. D **91**, no.10, 106009 (2015) [arXiv:1412.5472 [hep-th]].
- [95] N. I. Gushterov, A. O’Bannon and R. Rodgers, ‘On Holographic Entanglement Density,” JHEP **1710**, 137 (2017) [arXiv:1708.09376 [hep-th]].
- [96] J. Erdmenger and N. Miekley, “Non-local observables at finite temperature in AdS/CFT,” JHEP **1803**, 034 (2018) [arXiv:1709.07016 [hep-th]].
- [97] J. T. Liu and Z. Zhao, “Holographic Lifshitz flows and the null energy condition,” arXiv:1206.1047 [hep-th].
- [98] B. Swingle, “Entanglement does not generally decrease under renormalization,” J. Stat. Mech. **1410**, no. 10, P10041 (2014) [arXiv:1307.8117 [cond-mat.stat-mech]].
- [99] S. Cremonini and X. Dong, “Constraints on renormalization group flows from holographic entanglement entropy,” Phys. Rev. D **89**, no. 6, 065041 (2014) [arXiv:1311.3307 [hep-th]].
- [100] Y. Bea, J. D. Edelstein, G. Itsios, K. S. Kooner, C. Nunez, D. Schofield and J. A. Sierra-Garcia, “Compactifications of the Klebanov-Witten CFT and new AdS<sub>3</sub> backgrounds,” JHEP **1505**, 062 (2015) [arXiv:1503.07527 [hep-th]].
- [101] C. Park, D. Ro and J. Hun Lee, “c-theorem of the entanglement entropy,” JHEP **1811**, 165 (2018) [arXiv:1806.09072 [hep-th]].
- [102] C. S. Chu and D. Giataganas, “c-Theorem for Anisotropic RG Flows from Holographic Entanglement Entropy,” Phys. Rev. D **101**, no. 4, 046007 (2020) [arXiv:1906.09620 [hep-th]].
- [103] M. Ghasemi and S. Parvizi, “Constraints on anisotropic RG flows from holographic entanglement entropy,” arXiv:1907.01546 [hep-th].
- [104] C. Hoyos, N. Jokela, J. M. Penín and A. V. Ramallo, “Holographic spontaneous anisotropy,” arXiv:2001.08218 [hep-th].
- [105] A. B. Zamolodchikov, “Irreversibility of the Flux of the Renormalization Group in a 2D Field Theory,” JETP Lett. **43**, 730 (1986) [Pisma Zh. Eksp. Teor. Fiz. **43**, 565 (1986)].

- [106] J. L. Cardy, “Is There a  $c$  Theorem in Four-Dimensions?,” *Phys. Lett. B* **215**, 749 (1988).
- [107] Z. Komargodski, “The Constraints of Conformal Symmetry on RG Flows,” *JHEP* **1207**, 069 (2012) [arXiv:1112.4538 [hep-th]].
- [108] L. Girardello, M. Petrini, M. Porrati and A. Zaffaroni, “Novel local CFT and exact results on perturbations of  $N=4$  superYang Mills from AdS dynamics,” *JHEP* **9812**, 022 (1998) [hep-th/9810126].
- [109] D. Z. Freedman, S. S. Gubser, K. Pilch and N. P. Warner, “Renormalization group flows from holography supersymmetry and a  $c$  theorem,” *Adv. Theor. Math. Phys.* **3**, 363 (1999) [hep-th/9904017].
- [110] R. C. Myers and A. Sinha, “Holographic  $c$ -theorems in arbitrary dimensions,” *JHEP* **1101**, 125 (2011) [arXiv:1011.5819 [hep-th]].
- [111] R. C. Myers and A. Sinha, “Seeing a  $c$ -theorem with holography,” *Phys. Rev. D* **82**, 046006 (2010) [arXiv:1006.1263 [hep-th]].
- [112] R. C. Myers and A. Singh, “Comments on Holographic Entanglement Entropy and RG Flows,” *JHEP* **1204**, 122 (2012) [arXiv:1202.2068 [hep-th]].
- [113] H. Casini and M. Huerta, “A  $c$ -theorem for the entanglement entropy,” *J. Phys. A* **40**, 7031 (2007) [cond-mat/0610375].
- [114] K. S. Kolekar and K. Narayan, “On  $AdS_2$  holography from redux, renormalization group flows and  $c$ -functions,” *JHEP* **1902**, 039 (2019) [arXiv:1810.12528 [hep-th]].
- [115] S. Ryu and T. Takayanagi, “Aspects of Holographic Entanglement Entropy,” *JHEP* **0608**, 045 (2006) [hep-th/0605073].
- [116] I. Y. Aref’eva, A. A. Golubtsova and G. Policastro, “Exact holographic RG flows and the  $A_1 \times A_1$  Toda chain,” *JHEP* **1905**, 117 (2019) [arXiv:1803.06764 [hep-th]].
- [117] Y. Yang and P.-H. Yuan, “Confinement-deconfinement phase transition for heavy quarks in a soft wall holographic QCD model,” *JHEP* **1512**, 161 (2015) [arXiv:1506.05930 [hep-th]].
- [118] I. Aref’eva, “Theoretical Studies of Heavy Ion Collisions via Holography,” *EPJ Web Conf.* **222**, 01008 (2019).
- [119] I. Aref’eva, K. Rannu and P. Slepov, “Cornell potential for anisotropic QGP with non-zero chemical potential,” *EPJ Web Conf.* **222**, 03023 (2019).
- [120] M. W. Li, Y. Yang and P. H. Yuan, “Approaching Confinement Structure for Light Quarks in a Holographic Soft Wall QCD Model,” *Phys. Rev. D* **96**, no. 6, 066013 (2017) [arXiv:1703.09184 [hep-th]].
- [121] A. Ballon-Bayona and L. A. H. Mamani, “Nonlinear realisation of chiral symmetry breaking in holographic soft wall models,” arXiv:2002.00075 [hep-ph].
- [122] U. Gürsoy, M. Järvinen, G. Nijs and J. F. Pedraza, “Inverse Anisotropic Catalysis in Holographic QCD,” *JHEP* **1904**, 071 (2019) [arXiv:1811.11724 [hep-th]].

[123] B. Friman, C. Hohne, J. Knoll, S. Leupold, J. Randrup, et al., “The CBM physics book: Compressed baryonic matter in laboratory experiments,” *Lect.Notes Phys.* **814** (2011) 1–980.

[124] [theor.jinr.ru/twiki/cgi/view/NICA/NICAWHITEPAPER](http://theor.jinr.ru/twiki/cgi/view/NICA/NICAWHITEPAPER).