

Prevalence of Potentially Predatory Publishing in Scopus on the Country Level

Tatiana Savina, Ivan Sterligov

savina.tf@gmail.com, isterligov@hse.ru

National Research University Higher School of Economics, 20 Myasnitskaya Ulitsa, Moscow 101000, Russian Federation

Abstract:

We present the results of a large-scale study of potentially predatory journals (PPJ) represented in the Scopus database, which is widely used for research evaluation. Both journal metrics and country\disciplinary data have been evaluated for different groups of PPJ: those listed by Jeffrey Beall and those delisted by Scopus because of “publication concerns”. Our results show that even after years of delisting, PPJ are still highly visible in the Scopus database with hundreds of active potentially predatory journals. PPJ papers are continuously produced by all major countries, but with different shares. All major subject areas are affected. The largest number of PPJ papers are in engineering and medicine. On average, PPJ have much lower citation metrics than other Scopus-indexed journals. We conclude with a brief survey of the case of Kazakhstan where the share of PPJ papers at one time amounted to almost a half of all Kazakhstan papers in Scopus, and propose a link between PPJ share and national research evaluation policies (in particular, rules of awarding academic degrees). The progress of potentially predatory journal research will be increasingly important because such evaluation methods are becoming more widespread in times of the Metric Tide (Wilsdon, et al., 2015).

Key words: Beall’s list, Potentially predatory journals, Scopus, Open Access, Bibliometric Analysis, Academic Publishing, Misconduct, Research evaluation

1. Introduction

Recent years have witnessed many dramatic changes in scholarly communication across the world. The main drivers of these changes are the globalization of academia and the proliferation of Internet and digital technologies, accompanied by the inevitable advent of the evaluation culture in research management (Dahler-Larsen, 2011). The publish-or-perish motto (Roland, 2007; Steele, Butler, & Kingsley, 2006) and an ever-increasing supply of available metrics (Weingart, 2005; Wilsdon, et al., 2015) have facilitated the rapid growth of “citizen bibliometrics” including the usage of scientometric indicators by administrators of varied proficiency as well as by researchers themselves in their daily practices (Leydesdorff, Wouters, & Bornmann, 2016). In short, research evaluation has become much more formal relying on various indicators, which are mostly based on publication and citation counts. This metrics explosion coincided with the R&D desire of many nations and organizations to replicate the success of world leaders in science and technology.

In this paper, we provide a bird’s eye view of the growth of articles in potentially predatory journals (PPJ), a global phenomenon directly stemming from both the evaluation\metrics culture and globalization. “Potentially predatory journals” refers to publication venues providing editorial and reviewing services of potentially insufficient quality and mimicking the formal characteristics of respected academic journals, usually in order to receive article processing fees.

We propose an algorithm of directly matching Jeffrey Beall's lists¹ of publishers and standalone journals with the Source title list from Scopus and achieve a significantly better rate of detection than in previous studies (Bagues, Sylos-Labini, & Zinovyeva, 2017; Machacek & Srholec, 2017; Machacek & Srholec, 2019). This allows us to show a comprehensive breakdown of such publications by countries and disciplines over time, and provide an overview of indicators for PPJ, as compared to non-PPJ sources. We argue that the PPJ phenomenon is mainly due to proliferation of indicator-based research evaluation systems (Gläser, Lange, Laudel, & Schimank, 2010) and is an example of a goal displacement (Colwell, et al., 2012; Rijcke de, Wouters, Rushforth, Franssen, & Hammarfelt, 2016) and opportunistic behavior (Önder & Erdil, 2017). Contrary to previous works (Shen & Björk, 2015) our data suggest a much wider coverage with almost all countries affected, although with marked differences in the relative shares of PPJ articles by country.

The article is structured as follows. First, we provide an overview of Scopus usage across the world in order to justify choosing this particular data source. Next, we describe the PPJ phenomenon and review emerging studies of it. We pay special attention to the peculiarities and limitations of Jeffrey Beall's lists. We also describe our data and methods. Then, the main section describes global PPJ statistics in Scopus and also reviews some recent efforts by Elsevier to cleanse its database. We conclude with analysis of possible causes of the observed drastic variations in relative PPJ publication counts across various nations and sum up with a policy advice.

1.1. Scopus in research evaluation

Before talking about PPJ, it is important to briefly describe why Scopus is so attractive for those who publish the journals, and those who publish in them. Scopus is widely used in research evaluation. It is one of the three leading data sources along with the Web of Science and Google Scholar (Wouters, et al., 2015). These three databases, however, have different indexing policies and marketing strategies, leading to different coverage and indicator values (for recent comparisons see (Moed, Bar-Ilan, & Halevi, 2016; Mongeon & Paul-Hus, 2016; Harzing & Alakangas, 2016)). Google Scholar is not widely used by research managers, because of its strategy of covering virtually all scientific literature without decent quality control. So the suitable options are the Web of Science (WoS) and Scopus.

The Web of Science is the most exclusive in terms of the number of indexed journals and poses itself as a "painstakingly selected, actively curated database of the journals that researchers themselves have judged to be the most important and useful in their fields"². Scopus' promotional text is essentially the same, although probably less ambitious in terms of quality: "Scopus has a clearly stated selection policy and an internationally acclaimed board of selection experts so you can be sure that what you see on Scopus meets your high standards"³. Scopus has more relaxed criteria for inclusion, which is intentional and central to its main marketed advantage over WoS, i.e. the scope, reflected in its name itself.

¹ Beall, Jeffrey. "[Beall's List: Potential, possible, or probable predatory scholarly open-access publishers](#)". *Scholarly Open Access* (last archived ed.). Archived from the [original](#) on 2017-01-12.

Beall, Jeffrey. "[List of Standalone Journals: Potential, possible, or probable predatory scholarly open-access journals](#)" (last archived ed.). Archived from the original on 2017-01-11.

² Promotional info at <http://clarivate.com/?product=web-of-science> accessed on 20 June 2017

³ Promotional info at <https://www.elsevier.com/solutions/scopus/content/content-policy-and-selection> accessed on 21 June 2017

Mongeon and Paul-Hus (2016) find that Scopus has a “larger journal coverage in all fields”, especially in Business & Management and in Social Sciences. Country-level data presented by these authors also is favorable for Scopus for all 15 major countries studied both in the number of published journals and in the number of published papers. Thus, we conclude that in recent years Scopus has outperformed WoS in terms of coverage in all or at least in the vast majority of disciplines.

Obviously, this was one of the main reasons for Scopus being chosen instead of WoS for several high-profile nation-wide evaluation projects, namely Research Excellence Framework in the United Kingdom, Excellence in Research for Australia (until 2019), and Evaluation of R&D Units in Portugal. As the Australian Research Council (ARC) put it in their press release, “When selecting Scopus, the ARC had regard to their coverage of relevant journals...”⁴. Scopus has recently replaced WoS as a bibliometric data source for the influential Times Higher Education World University Rankings, and is already used in this capacity by QS World University Rankings.

Overall, Scopus can now be considered as a more popular bibliometrics database, if we take into account Google Trends data that reflects global search intensity (see Figure 1). This metric is plausible because there are almost no meanings of the terms “Scopus” and “Web of Science” other than those related to the two databases.⁵

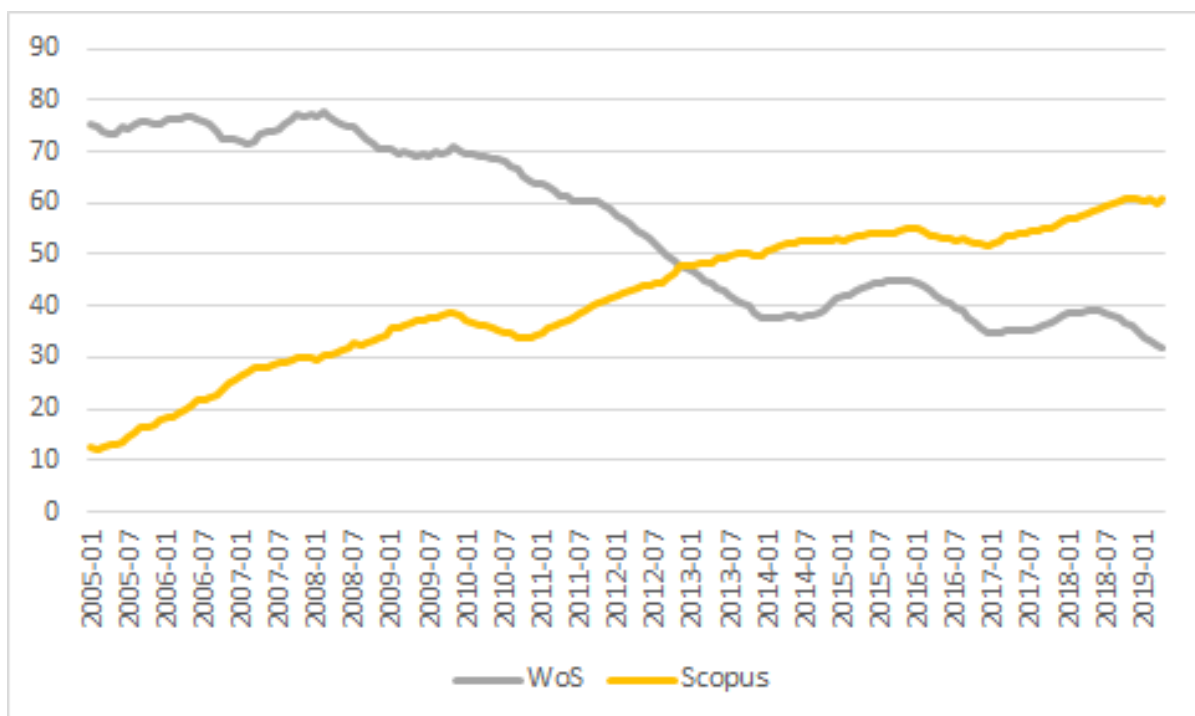


Fig. 1. Monthly Google Trends data for search queries “Web of Science” (grey) vs “Scopus” (yellow) in 2005-2019, 1 year moving average. Author calculations based on <https://trends.google.ru/trends/explore?date=all&q=web%20of%20science,scopus> accessed

⁴ <http://www.arc.gov.au/news-media/media-releases/scopus-provide-citation-information-era> accessed on 21 June 2017 and currently available only via Internet Archive: <https://web.archive.org/web/20151010083040/https://www.arc.gov.au/news-media/media-releases/scopus-provide-citation-information-era>

⁵ While “Web of Science” usually clearly means relevant database, “Scopus” may also refer to Mount Scopus, a historical mountain in northeast Jerusalem, or a Latin name of the bird species Hamerocop (Scopus Umbretta), or a specialist journal on east African ornithology.

on April 10th, 2019. The horizontal axis of the main graph represents time, and the vertical is how often a term is searched for relative to the total number of searches, globally.

The country-level data may be more relevant to the topic of our paper (see Figure 2), which show that in some regions people search for WoS and Scopus much more than in the others and that Scopus leads the way in many of the countries studied in the results section. Although vague, Google Trends data show that the general interest is substantial. It would be fair to assume that users routinely search for sources indexed in Scopus, as the most popular Google query related to “scopus” is “scopus journal”.



Fig. 2. The popularity of Google Search queries for Web of Science vs Scopus since 2004. The color intensity represents the percentage of searches for the leading search term in a particular region. Search term popularity is relative to the total number of Google searches performed at a specific time, in a specific location.

<https://trends.google.com/trends/explore?date=all&q=web%20of%20science,scopus>

On average, Scopus seems to be more popular in the countries with higher share of papers in PPJ, as shown later.

1.2. Background on Potentially Predatory Journals

The PPJ phenomenon and its naming are both directly linked to the work of Jeffrey Beall, an academic librarian and associate professor of library science at the University of Colorado, Denver. In 2010, he published a review of Bentham Science Publishers in “The Charleston Advisor” (Beall, 2009), which ended with a verdict that is typical of Beall’s latter critique of PPJ: “Bentham Open’s emergence into scholarly publishing in 2007 has served mainly as a venue to publish research of questionable quality. The site has exploited the

Open Access (OA) model⁶ for its own financial motives and flooded scholarly communication with a flurry of low quality and questionable research...”.

It is important to note that Beall clearly links the problem to the Gold Open Access (“author pays”) model of journal publishing. He quotes Reed Elsevier’s CEO Crispin Davis, who mentioned in 2003 that “if you are receiving potential payments for every article submitted, there is an inherent conflict of interest that could threaten the quality of the peer review system”⁷.

The somewhat controversial term “predatory” was coined by Jeffrey Beall in his 2010 review (Beall, 2010) of nine Gold OA scholarly publishers. As a result of his subsequent efforts on maintaining his famous lists, it became a standard term used by notable peer-reviewed articles published in mainstream journals in recent years (Shen & Björk, 2015; Xia, et al., 2015; Shamseer, et al., 2017). Beall himself notes that “these publishers are predatory because their mission is not to promote, preserve, and make available scholarship; instead, their mission is to exploit the author-pays, Open-Access model for their own profit” (Beall, 2010).

Jeffrey Beall faced a backlash and legal threats after making his lists public, and the term became “potential, possible or probable predatory”. Both Shen and Björk (2015) and Xia et al. (2015) use parentheses largely abstaining from the discussion of the criteria developed by Beall. They do not clarify whether the journals they have studied are really predatory. We follow this route and use the term “potentially predatory” indicating that we use Beall’s lists with caution and that the quality of editorial processes in the journals differs widely as are the real motives of their stakeholders, which are largely out of the reach of researchers. It should be noted that Beall’s approach, which pairs Gold OA as a whole with “broken”, anything-goes peer review, was frequently criticized mostly by members of the academic librarian community (Berger & Cirasella, 2015; Crawford, 2014; Esposito, 2013). This discussion came to an end with the unexpected disappearance of Beall’s List itself. In January 2017, the author deleted it without explanation. However, in June 2017, Beall summarized his experience about predatory publishing and explained the List disappearance (Beall, 2017).

The key issue with PPJ, i.e. perceived lack of adequate peer review, is the most difficult to study as the absolute majority of Beall’s-listed PPJs do not use an open peer review model. Usually it is researched experimentally, with a fake paper composed manually (Bohannon, 2013) or using special software like SciGen (Davis, 2009). It should be noted that both Davis and Bohannon published the results of their experiments as news items, not peer-reviewed articles.

A recent peer-reviewed article aiming to characterize PPJ (Shamseer, et al., 2017) compared Beall’s-listed PPJ with presumably legitimate open-access and subscription journals. After surveying several hundreds of such venues, the authors came up with a set of 13 features that distinguish PPJ. These, for example, include having a name similar to a known legitimate journal, presenting pseudo-metrics like Global Impact Factor on their websites, and offering rapid peer review and publication. They found that nearly 75% of PPJ had editors or editorial board members whose affiliation with the journal was unverified while the same measure was 2% for open access journals and 1% for subscription-based journals.

⁶ Open access scholarly literature is free of charge and often carries less restrictive copyright and licensing barriers than traditionally published works, for both the users and the authors.

⁷ Oral evidence to UK House of Commons Science & Technology Inquiry, March 1st 2004, Sir Crispin Davis (CEO, Reed Elsevier), see <https://publications.parliament.uk/pa/cm200304/cmsselect/cmsctech/uc399-i/uc39902.htm>.

As for the geography of PPJ, Shamseer et al. have found that India dominates as a country hosting 40% of the surveyed PPJ. By contrast, the UK dominates the open access group with 34% of journals and the USA dominates the subscription-based group with 66% of journals.

A well-known and widely cited study of PPJ (Shen & Björk, 2015) takes a longitudinal approach to studying a subset of 613 Beall journals sampled from a much larger set constructed by the authors. One of the main results relevant for our work shows that India is a market leader hosting 27.1% of publishers that produce more than one journal. After studying a sample of 262 corresponding authors, Shen and Björk found that more than 60% of them are from Asia (specifically, 34.7% of the studied corresponding authors are from India) and 16.4% from Africa (8% from Nigeria). The paper concludes that the “problem of predatory open access seems highly contained to just a few countries”. Disciplinary structure is also considered, the top three subject areas are “General”, “Engineering” and “Medicine” respectively.

Young and inexperienced researchers from developing countries are the core authors of papers in ‘predatory’ journals (Xia, et al., 2015). Just like Shamseer et al. (2017), the authors of this paper considered three groups of journals in Biomedical science. The first group of journals consisted of seven journals from Beall’s list. The second group of journals included five journals that rejected Bohannon’s fake paper (Bohannon, 2013). The third group contained high-status OA journals from the PLoS (Public Library of Science)⁸ series. Affiliations, publication counts, and citation data for authors in three groups of journals were analyzed. As a result, it was found that researchers with less than 5 publications from developing countries like Algeria, Bangladesh, Brazil, Egypt, India, Indonesia, Iran, Nigeria and others prevail among those publishing in the surveyed journals from Beall’s list.

Overall, we agree with Xia et al. (Xia, Li, & Situ, 2017) that current research on the scale and dynamics of PPJ publishing in mainstream peer-reviewed journals is limited. The vast majority of articles on this topic are opinion pieces about the dangers of predatory publishing for modern academia, and/or checklists or advices for prospective authors, usually in a specific subject area (Eriksson & Helgesson, 2016; Eriksson & Helgesson, 2017; Balehegn, 2017).

Another work (Ibba, 2017) analyzed the ratio of the number of publications in PPJ and the number of publications in reputable journals in computer science from 2011 to 2015. They used 15 Google Scholar queries with selected key words. They concluded that the portion of publications in PPJ increased between 2011 and 2014, and significantly decreased in 2015 with respect to 2014. Only 6 of 89 identified publishers are indexed in Scopus: 35 journals from Academic Journals and 17 journals from WSEAS publishers.

Apart from peer-reviews journals and the work of Bohannon (2013) and Davis (2009), there are also the results of our research project about PPJ in Scopus (Sterligov & Savina, 2016; Savina & Sterligov, 2016). We matched Beall’s lists of journals and publishers to journal titles and publisher names from Source title list. Moreover, it was added journals that stopped being covered by Scopus for quality reasons. Hence, the final list included 531 PPJ indexing in Scopus and did not include journals published by Frontiers Media S.A. According to country-level data the most affected countries were Kazakhstan with about 30% publications in PPJ in 2015 and 47-49% in 2013-2014 and Indonesia with 23% in 2015. Some months later we modified our algorithm of matching Beall’s lists with Source title list and identified 665 journals (447 “active” and 218 “inactive” journals) that included 29 journals

⁸ <https://www.plos.org/>

published by Frontiers Media S.A. As a result, we compared publication count during 2011-2015 period for all PPJ and PPJ without Frontiers Media journals. The most affected countries by largest share of PPJ publications in 2015 were Kazakhstan, Indonesia, Iraq, India, Morocco, Malaysia, Nigeria.

Later, Machacek and Srholec (2017) also used Beall's list to identify 405 PPJ in Scopus. They used Ulrichsweb⁹ to extract ISSN for journals in Beall's lists of journals and publishers. This resulted in the omission of PPJ not mentioned in Ulrichsweb¹⁰. The authors (Machacek & Srholec, 2019) recently updated their results considering three groups of PPJ: standalone journals from Beall's list, 29 journals of Frontiers Research Foundation and journals searched for Beall's list of publishers, totalling 324 individual journals. According to their results the most affected countries were in Asia and Africa. In particular, Kazakhstan, Indonesia, Iraq and Albania are among them. Thus, their work corroborated our results.

This study continues our work (Sterligov & Savina, 2016). In this paper, we consider a wider range of issues besides the country distribution, mainly, the scientometric characteristics of the journals themselves and subject areas. We use three non-intersecting sets of PPJ based on both Beall's lists of journals and publishers as well as sources discontinued by Elsevier. It allows us to draw conclusions and form hypotheses regarding both the scientific level of journals (through citation indicators) and the extent of the PPJ problem. We focus on the research areas that seem extremely relevant in connection with the noted growing role of Scopus in the management of science worldwide. In addition, we specifically consider the case of Kazakhstan to form a hypothesis about the causal link between the growth of PPJ publications and state policy in research evaluation.

2. Methods

2.1. Data Collection

The first step in our research was the formation of a list of PPJ for further analysis. It was based on Beall's lists of predatory publishers and standalone journals published in August 2016. The lists contained 1,132 titles of individual journals and 1,064 names of publishers.

Moreover, the two lists of journals and publisher titles were compiled, taking into account the presence of various titles from Beall's lists (see Appendix 1). Thus, two lists were obtained, consisting of 2,579 titles of individual journals and 1,725 titles of publishers.

The second step was searching for the journal and publisher names in the official Scopus Source title list (August 2016 version) in the columns "Source title" and "Publisher's name", and vice versa (see Appendix 1): if the journal's title from the list formed in the first step completely matched or was included in the journal's title from the "Source title" column, or the journal's title from the "Source title" column was included in journal's title from the list formed in the first step, then the journal was entered into the preliminary list for further verification. An identical procedure was applied to the publishers' list: if the publisher's name from the list formed in the first step completely matched or was included in the publisher's name from the "Publisher's name" column, or the publisher's name from the "Publisher's name" column was included in publisher's name from the list formed in the first step, then

⁹ <http://ulrichsweb.serialssolutions.com/>

¹⁰ Detailed comparison with the work of Machacek and Srholec is complicated because they do not provide the list of Beall's listed PPJ that they have identified in Scopus.

the publisher was entered into the preliminary list for further verification. Based on the results of this stage, two lists containing 102 journal titles and 274 publishers were formed.

Due to the ambiguity of journal and publisher titles in Beall's lists all the matched units were subsequently checked manually to remove false positives. As a result of the manual check, the list of PPJ included 547 sources assigned to 131 publishers. 29 sources of Frontiers Media publisher were excluded from consideration and were not included in the list of 547 sources in line with the prevailing academic views on their (sufficient) quality (Bloudoff-Indelicato, 2015). It should also be noted that 117 journals of the Bentham Open publisher were attributed in the Source title list (August 2016 version) to the Bentham Science Publishers B.V. due to the fact that Bentham has subscription journals (<http://benthamscience.com/>) and open access journals (<http://benthamopen.com/>) (Beall, 2009). In September 2018, an additional check was carried out. As a result, 58 sources were added to Beall's list and indexed in the Source title list later than August 2016 (September 2018 version).

Further, 289 sources with the mark Publication Concerns from the Discontinued Source list (September 2018 version) were added¹¹, while 211 sources were already included in the list of PPJ. For the subsequent analysis, only sources of the "journal" type were considered. The type of source was indicated on the Source title list. In the absence of the information on the publication type in the Source title list, the search was conducted in the Scopus database itself via its web interface. It should be noted that 615 journals were present in the Source title list in the version dated September 2018. For 22 other journals, information about "journal" type was taken from the earlier version of the Source title list (August 2016), and from the Scopus database. The final list of sources included 637 titles.

At the final stage, this list of PPJ was divided into 3 non-intersecting groups, which were of approximately equal size. Journals excluded by Scopus were marked Publication Concerns (252 titles, of which 4 journals are not in the Source title list). The second group included journals marked Active (i.e. not delisted) in the Source title list by September 2018 version (215 items), and the third group consisted of journals marked Inactive or missing from the Source title list in the September 2018 version (170 items¹²). We did not include journals from the discontinued sources list marked by the "Radar" tag because the exact design of this metrics-based tool is not disclosed by Elsevier.

2.2. Data Analysis

¹¹ See <https://blog.scopus.com/posts/scopus-checks-balances-maintaining-quality-content-on-scopus>, <https://www.elsevier.com/solutions/scopus/how-scopus-works/content/content-policy-and-selection>

¹² For instance, four journals of E-Century Publishing Corporation ("International Journal of Clinical and Experimental Medicine", "International Journal of Clinical and Experimental Pathology", "International Journal of Molecular Epidemiology and Genetics", "International Journal of Physiology, Pathophysiology and Pharmacology"), two journals of CESER Center for Environment, Social and Economic Research ("International Journal of Imaging and Robotics", "International Journal of Tomography and Simulation"), six journals of American Scientific Publishers ("Journal of Biobased Materials and Bioenergy", "Journal of Biomaterials and Tissue Engineering", "Journal of Medical Imaging and Health Informatics", "Journal of Nanoscience and Nanotechnology", "Nanoscience and Nanotechnology Letters", "Science of Advanced Materials"), and four journals of Pushpa Publishing House ("Advances and Applications in Fluid Mechanics", "Far East Journal of Mathematical Sciences", "JP Journal of Algebra, Number Theory and Applications", "JP Journal of Geometry and Topology") were already included in Beall's list and listed in Inactive PPJ group.

The final list of PPJ divided into three groups was used for collecting detailed data on the journals. Publication counts by countries and subjects were downloaded from Scopus by year, starting from 2001, to November 2018 for three groups (combined and separately). We used other Scopus active journals as a reference group, and downloaded the same publication counts for them.

For the analysis by journal metrics, the values for 2016 were selected and taken from the Source title list (September 2018 version) due to the fact that most of the journals had these indicators for this year compared to other years.

3. Results

3.1. Citation metrics

The most important bibliometric characteristic of scholarly journals is their citedness. There is a plethora of metrics devised for measuring this (Waltman, 2016), and none are universally accepted. The set of journals that we are studying is very diverse and represents many different fields of research, thus we have to use normalized metrics. Scopus offers two of them: source-normalized impact per paper (SNIP, Waltman, et al., 2013) and Scimago Journal Rank (SJR, Guerrero-Bote & Moya-Anegón, 2012).

To identify characteristics of PPJ, the descriptive statistics of journal measures (SNIP, SJR) were considered for the three groups of journals: potentially predatory journals list; the Source title list excluding potentially predatory journals, and all “active” journals in the Source title list (see Table 1). In each group of journals, except Publication Concerns journals and all PPJ, we consider only “active” journals as of September 2018. For some journals these measures are not available and that means there were missing observations¹³.

Table 1. Descriptive statistics for journal metrics

2016		Publication Concerns Journals		Active PPJ		PPJ list (Pub Con+Active +Inactive)		Source title list minus PPJ list ("active" journals)		Source title list ("active" journals)	
		SNIP	SJR	SNIP	SJR	SNIP	SJR	SNIP	SJR	SNIP	SJR
N	Valid	239	239	193	194	533	534	21,389	21,787	21,583	21,982
	Missing	13	13	22	21	104	103	1,973	1,575	1,995	1,596
Mean		0.54	0.21	0.49	0.33	0.49	0.25	0.83	0.72	0.83	0.72
Median		0.42	0.17	0.41	0.18	0.38	0.17	0.70	0.37	0.70	0.37

¹³ 193 “active” journals from PPJ list have SNIP, 194 “active” journals from PPJ list have SJR, that is 89.77% and 90.23% from “active” PPJ respectively. Moreover, 91.54% “active” journals in the Source title list have SNIP and 93,23% “active” journals in the Source title list have SJR.

Std. Deviation		0.53	0.16	0.40	0.37	0.49	0.26	0.93	1.32	0.93	1.32
Maximum		4.56	1.30	2.44	2.46	4.56	2.46	68.18	43.00	68.18	43.00
Percentiles	25	0.26	0.13	0.19	0.14	0.18	0.12	0.37	0.17	0.37	0.17
	75	0.67	0.22	0.68	0.38	0.66	0.25	1.08	0.82	1.07	0.82

The average and median values of SNIP and SJR for “active” journals in PPJ list are lower than for other groups. Since the distribution of journal metrics is not normal, it is better to use median values of journal metrics. About 52% of active PPJ and 58% of Publication Concerns & Active PPJ with SJR value (without missing values) have SJR value between 0.1 to 0.2 which is compared to about 27% of all active journals with SJR value in the Source title list with similar values (see Figure 3). There are two active PPJ for which SJR value is more than 2, for instance, “Aging” (Impact Journals) has SJR 2016 of 2.458, and “Open Bioinformatics Journal” (Bentham Open) has SJR 2016 of 2.384. Journals with SJR value more than 5 are not represented in PPJ list.

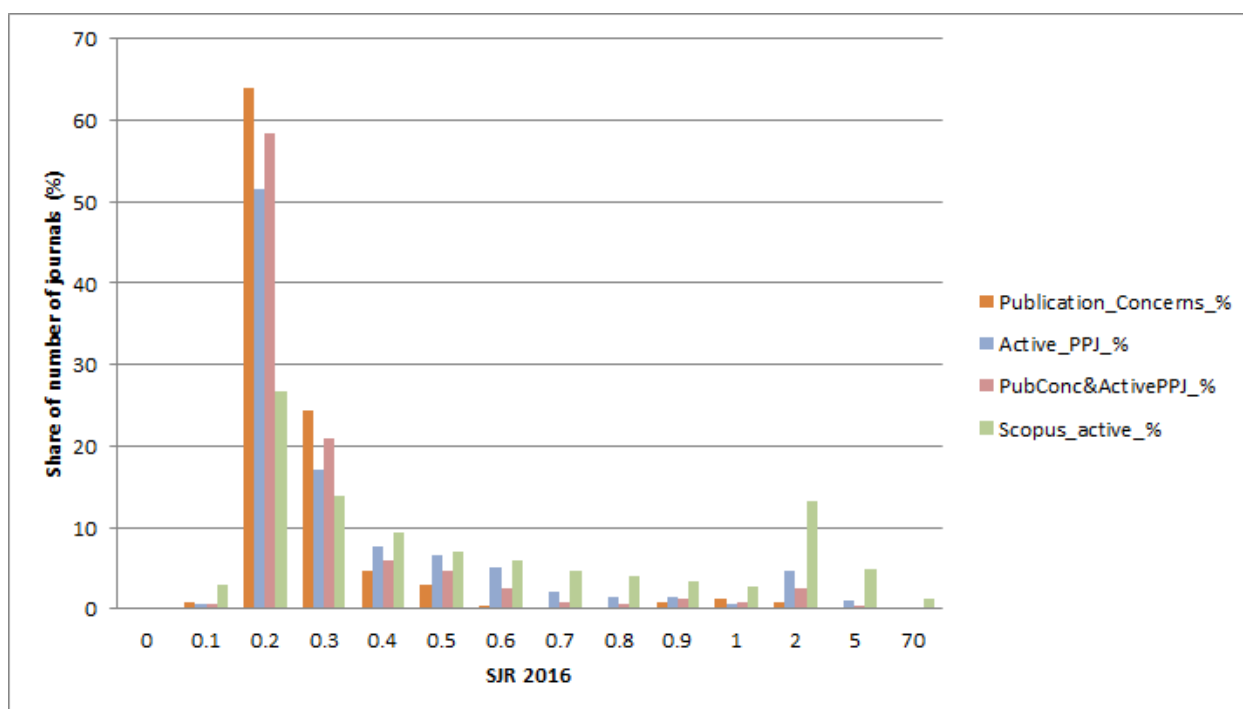


Fig. 3. The share of number of journals (%) by SJR 2016

Distribution of SNIP value for active PPJ list is more even than the distribution of SJR value for PPJ list. There was no oscillation like for the SJR (see Figure 4).

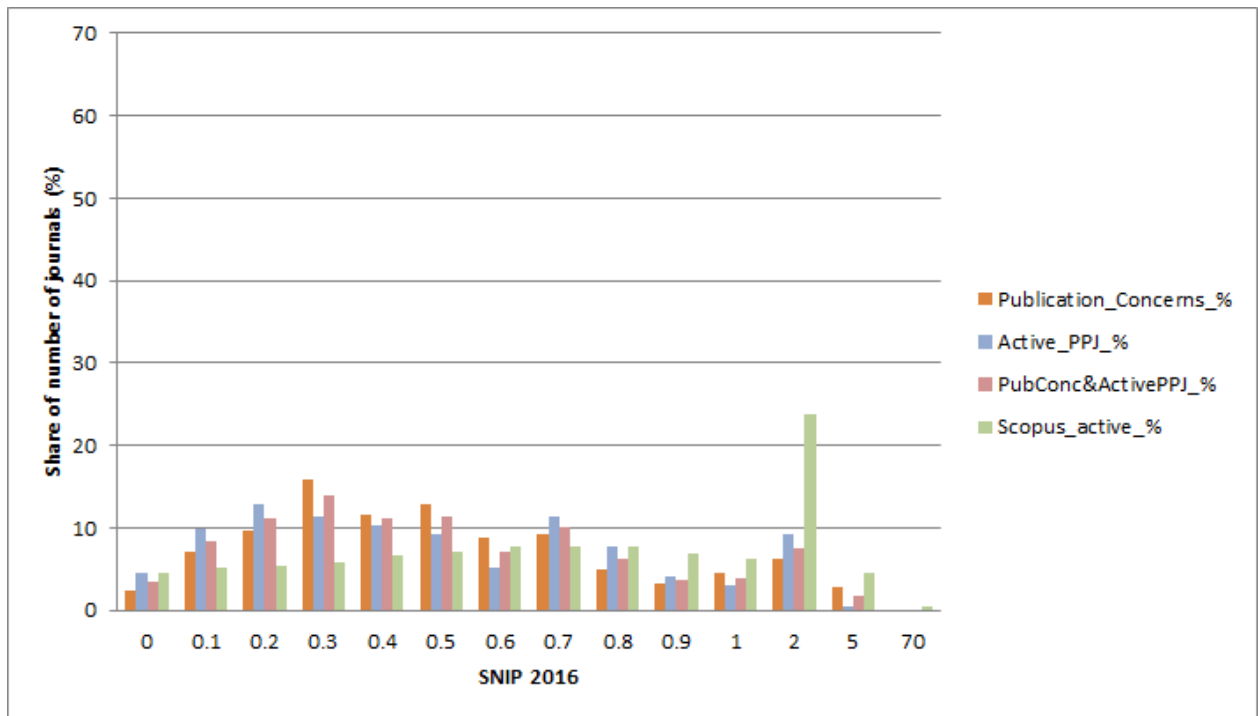


Fig. 4. The share of number of journals (%) by SNIP 2016

Based on the Kruskal-Wallis criterion¹⁴, which tests the hypothesis that the median values of journal metrics for groups of journals labelled Publication Concerns, Active PPJ, Inactive PPJ were equal, with a significance level of 5%, it can be stated that there were statistically significant differences in journal metrics depending on the journal group.

Table 2. Statistics: Kruskal Wallis Test with grouping variable Journals

	SNIP_2016	SJR_2016
Kruskal-Wallis H	30.401	32.206
df	2	2
Asimp. Sig.	0.000	0.000

Table 3. Ranks: Kruskal Wallis Test

	Journals	N	Mean Rank
SNIP_2016	Publication Concerns	239	288.98
	Active PPJ	193	279.30
	Inactive PPJ	101	191.50

¹⁴ IBM SPSS Statistics for Windows (Version 22.0)

	Total	533	
SJR_2016	Publication Concerns	239	263.55
	Active PPJ	194	307.32
	Inactive PPJ	101	200.37
	Total	534	

The dynamics of these indicators can be traced using the box plot, showing that the average values of journal metrics of the Publication Concerns and Active PPJ groups were close and higher than the average values of journal metrics from the Inactive PPJ group (see Figure 5, Figure 6).

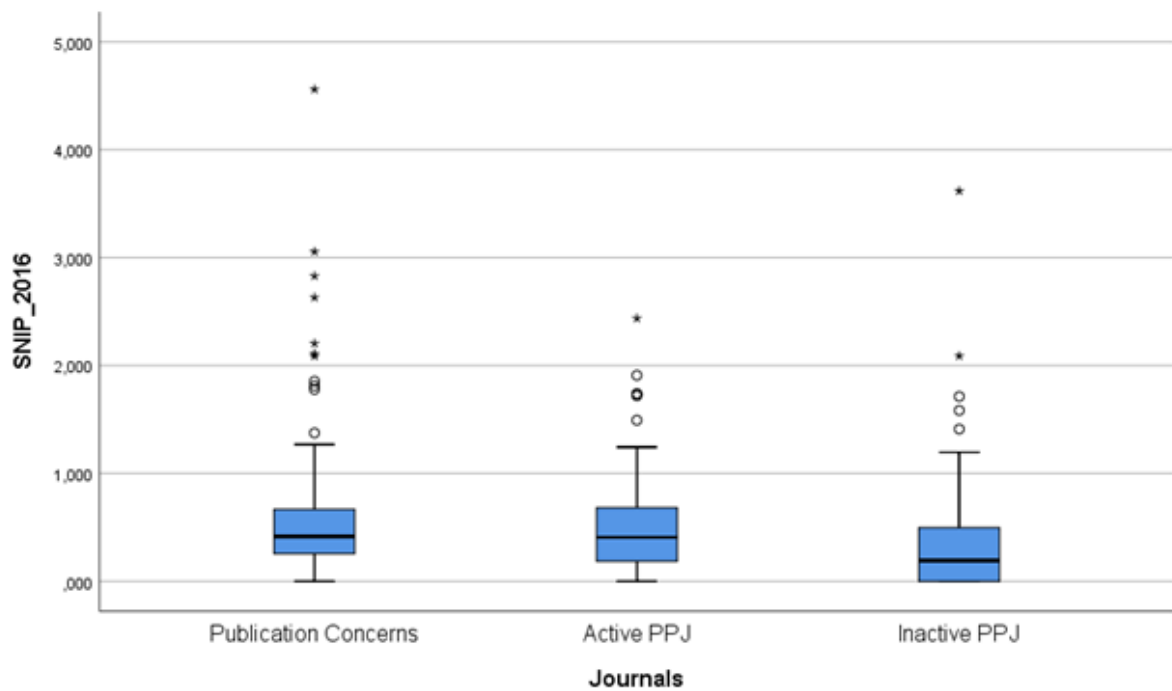


Fig. 5. SNIP_2016 value for Publication Concerns, Active PPJ and Inactive PPJ groups

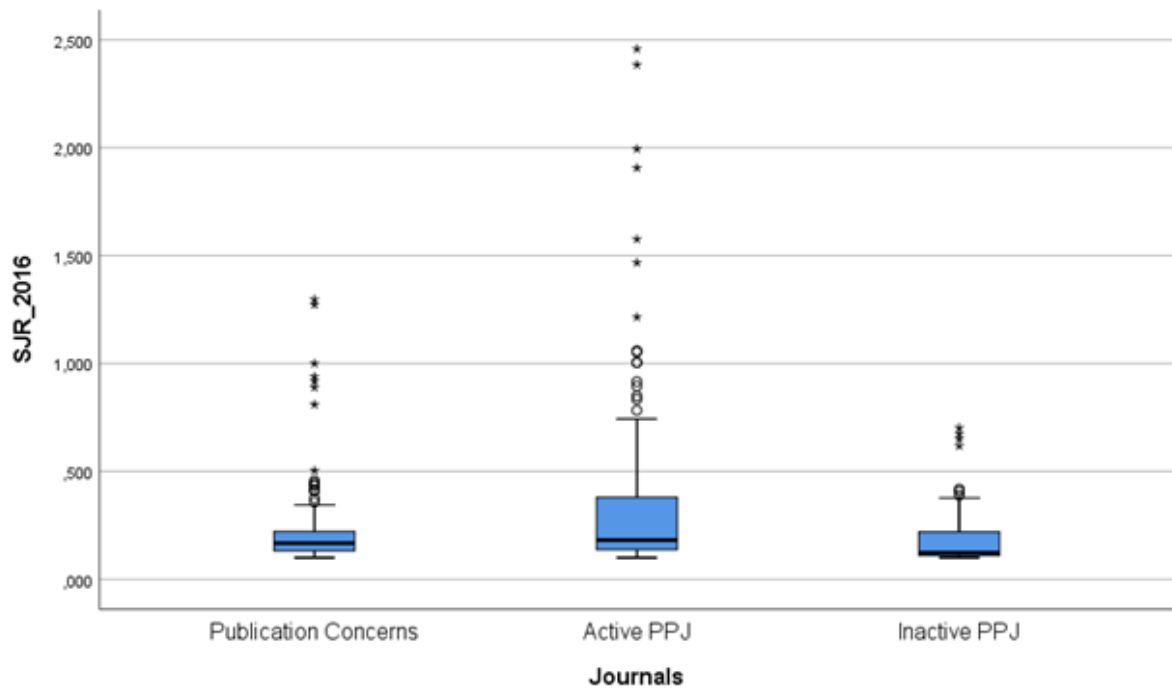


Fig. 6. SJR_2016 value for Publication Concerns, Active PPJ and Inactive PPJ groups

3.2. Country-level data

Publication count in PPJ has been increasing significantly since 2011. The distribution of the publication count for three groups of PPJ is presented below. The peak of publications number in PPJ in the world (see Figure 7) was in 2016. The number of publications in the Publication Concerns journal group decreased in 2017 because Scopus delisted 140 journals, with their final coverage in 2016. In the discontinued list from September 2018, there were no journals with the final coverage in 2018. According to preliminary data for publication count in 2018 for November 2018, Publication Concerns group had only 44 publications in the world in 2018.

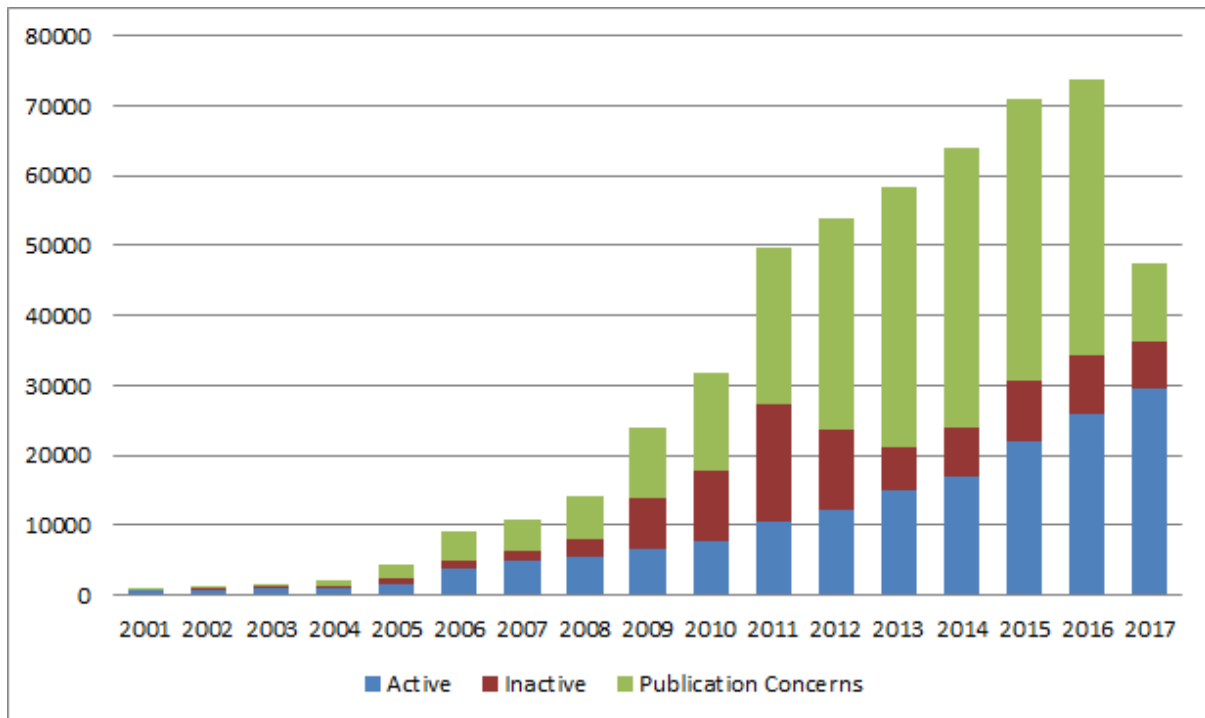


Fig. 7. Publication count in PPJ in the world

To analyse publications in PPJ, we selected 76 countries for which the number of publications (articles and reviews) in all journals including legitimate one was more than 10,000 publications in the period 2011-2018¹⁵. The two countries with the largest number of publications in Scopus during the period 2011-2018 were The United States and China¹⁶. Countries with the largest number of publications in PPJ during the period 2011-2018 were India with 97,454 publications and China with 94,058. The next top-8 countries with the largest numbers of publications in PPJ in the period 2011-2018 were Iran with 29,616 publications, Malaysia with 25,637, the United States with 24,064, South Korea with 23,017, Russia with 16,812, Egypt with 11,796, Indonesia with 11,781, and Turkey with 10,688 publications.

Table 4 shows the dynamics of publication shares (%) in PPJ for the top-15 countries from 2010 to 2018 sorted by 2016 data.

Table 4. Dynamics of publication share (%) in PPJ for top-15 countries from 2010 to 2018 sorted by values in 2016

Share PPJ (%)	2010	2011	2012	2013	2014	2015	2016	2017	2018 ¹⁷
Kazakhstan	2.22	6.35	17.43	49.02	47.39	35.97	41.61	18.66	7.88

¹⁵ For 2018 data about publication count was preliminary in November 2018.

¹⁶ The number of publications for the United States was 3,551,810 documents in the period 2011-2018 and for China was 2,834,181. The following countries had the next largest numbers of publications in the period 2011-2018: the United Kingdom, with 1,065,688 publications, Germany, with 945,778, India, with 749,684, Japan, with 733,283, France, with 668,420, Italy, with 596,605, Canada, with 589,023, and Spain, with 534,593.

¹⁷ Preliminary data in November 2018

Indonesia	11.12	16.25	12.82	17.65	28.32	32.87	34.99	30.40	18.16
Iraq	23.38	37.06	24.51	20.53	19.85	19.05	28.52	14.68	23.49
Malaysia	20.15	26.59	20.29	20.12	17.10	17.30	19.77	13.59	9.09
Morocco	6.45	8.85	13.06	14.23	17.63	17.08	18.45	12.16	3.66
India	10.68	14.77	13.92	13.67	16.10	18.12	15.18	6.62	6.32
Egypt	8.51	14.24	17.51	14.98	11.81	11.39	12.80	5.51	4.25
Jordan	17.21	19.74	21.16	16.10	14.63	11.15	12.57	8.39	5.86
Nigeria	35.08	34.00	28.42	25.85	19.02	15.18	11.56	5.32	4.09
Algeria	10.70	11.23	9.57	10.19	10.00	11.26	10.95	3.29	1.89
Iran	12.68	21.02	15.12	12.49	8.40	7.48	8.90	3.82	1.90
Philippines	2.19	3.76	3.40	2.92	8.61	10.64	8.67	5.04	2.06
Russia	0.24	0.37	0.69	3.66	6.01	8.23	8.41	3.19	1.95
Saudi Arabia	10.21	12.37	11.41	12.62	9.68	7.39	7.42	4.74	3.07
South Korea	1.20	1.73	2.95	4.64	5.93	6.77	7.24	5.19	1.64

Note that Kazakhstan was the most affected country and Albania came second in the period 2013-2015, which corresponds with results in (Machacek & Srholec, 2017).

Kazakhstan had the largest share (43.91%) of “predatory” publications in 2013-2015, Albania had 43.25%, but Albania had only 2,243 publications in the period 2011-2018 and it was not included at the table. The largest share (%) of “predatory” publications in 2016 was for Kazakhstan at 41.61%. The second largest share in 2016 was for Indonesia at 34.99%.

During the period 2011-2015, the number of publications in PPJ grew for following countries: Kazakhstan, Indonesia, India, Morocco, Algeria, Philippines, Russian Federation, Ukraine, South Korea, Canada, France, Germany, Brazil, Italy, China, Slovakia, Colombia, and Bulgaria. On the other hand, during the period 2011-2015 the number of publications in PPJ decreased for the following countries: Iran, Nigeria, Jordan, Bangladesh, Serbia, Turkey.

By contrast, share of publications in PPJ in period 2011-2018 for the United States was less than 1%: 0.79%, 0.93%, 0.80% and 0.45% in 2015, 2016, 2017 and 2018

respectively; for the United Kingdom it was 0.47%, 0.59%, 0.47% and 0.35%, and for Germany it was 0.48%, 0.60%, 0.58% and 0.44% in 2015, 2016, 2017 and 2018 respectively.

The share of publications in PPJ for China was 2.87% in 2017, about 2 times greater than in 2010 (1.44%). Since 2011, the share of publication in PPJ for China was more than 3% with the maximum value at 4.64% in 2012. The share of Chinese publications in PPJ decreased after 2013; in 2013 it was at 4.24%, in 2014 at 3.81%, in 2015 at 4.08%, in 2016 at 3.75%, in 2017 at 2.87%, in 2018 at 0.72%. This is in line with the Chinese government's implementation of a set of harsh policies to regulate China's publishing market, resulting in the suspension of many unprofessional journals (Lin & Zhan, 2014). In 2018, the Communist Party required the ministry of science and technology to establish a blacklist of academic journals, which at the time of writing remains unknown outside China¹⁸.

The share of publication in PPJ for Iran dropped from 21.02% in 2011 to 3.82% in 2017 and 1.90% in 2018. It should be noted that some countries, for instance, Libya, Sudan, Cote d'Ivoire and Bosnia and Herzegovina, decreased the share of publication in PPJ significantly¹⁹. Like Albania, these four countries are not included in the Table 4 because they do not have enough publications in period 2011-2018 (Libya had 2,197, Sudan had 4,560, Cote d'Ivoire had 2,891 and Bosnia and Herzegovina had 5,379).

3.3. *Subject-level data*

The largest subject area is "Engineering" which included 93,275 publications in PPJ in the period 2011-2018. The highest increase for "Engineering" was in 2015. The second-largest is "Medicine" with 85,188 publications during the 2011-2018 period. The third largest category is "Biochemistry, Genetics and Molecular Biology" at 65,498 publications during the same period. The fourth largest subject field is "Computer Science" at 61,699 publications from 2011 to 2018, but the number of publications decreased in 2017 compared with 2012, from 13,782 to 5,865 publications. Category "Pharmacology, Toxicology and Pharmaceutics" had more than 50000 publications (55,887 publications) but it had the third largest amount of publications at 11,500 in 2016. For subject area "Agricultural and Biological Sciences", the number of publications dramatically declined in 2018 compared with 2011, from 11,014 to 1,332 publications. The number of publications in PPJ increased in 2016 compared to 2011 for four subject categories: Mathematics, Chemistry, Social Sciences, Materials Science with a total number of publications in the period 2011-2018 between 28,000 to 50,000.

Note that almost one third of publications in PPJ in 2011 was in the subject category "Multidisciplinary", but in 2018 the share of publications in that field dramatically decreased to less than 1%, probably because of delisting of several prominent PPJ titles (for example, "Indian Journal Of Science And Technology", "World Applied Sciences Journal", "Journal of Applied Science").

Table 5 represents the dynamics of publication share (%) by top-15 subject area sorted by the number of publications in the period from 2011 to 2018.

Table 5. Share (%) of number of publications by top-15 subject area

¹⁸ See <https://www.nature.com/articles/d41586-018-07025-5>

¹⁹ The share of publication in PPJ decreased for Libya from 26.73% in 2011 to 6.82% in 2017, for Sudan from 27.70% in 2011 to 5.54% in 2017, for Cote d'Ivoire from 21.34% in 2011 to 2.36% in 2017, for Bosnia and Herzegovina from 24.38% in 2011 to 3.13% in 2017.

Share (%)	2011	2012	2013	2014	2015	2016	2017	2018²⁰	Publications in PPJ in 2011 - 2018
Engineering	3.81	3.70	3.43	4.12	6.27	4.84	3.05	2.90	93275
Medicine	1.21	1.21	1.14	1.57	2.15	2.84	3.24	1.59	85188
Biochemistry, Genetics and Molecular Biology	3.26	2.27	2.98	3.53	3.48	3.72	1.81	2.27	65498
Computer Science	7.84	13.64	9.28	6.22	4.87	5.73	4.53	5.19	61699
Pharmacology, Toxicology and Pharmaceutics	9.63	7.90	8.90	11.38	10.50	13.28	4.82	3.99	55887
Mathematics	5.28	7.72	5.22	4.72	5.57	5.66	4.18	1.03	42839
Chemistry	1.91	2.17	3.00	2.81	2.97	2.94	1.61	0.86	38111
Social Sciences	2.09	3.54	2.68	3.53	3.89	3.24	2.32	0.36	37745
Agricultural and Biological Sciences	6.67	3.22	2.44	2.71	1.49	0.95	0.66	0.75	34358
Environmental Science	3.41	4.54	3.62	3.32	2.57	3.01	2.81	3.54	32032
Materials Science	2.20	1.91	1.79	1.81	2.47	2.45	1.58	0.31	28745
Multidisciplinary	27.29	23.51	27.13	14.88	9.92	9.31	0.25	0.21	25779
Economics, Econometrics and Finance	5.94	5.97	8.30	12.11	12.60	9.21	6.85	1.91	24115

²⁰ Preliminary data in November 2018

Chemical Engineering	1.57	2.01	2.56	3.32	3.46	3.21	1.77	4.36	23561
Physics and Astronomy	1.21	0.65	0.93	0.92	1.19	1.60	0.94	0.23	17516

4. The case of Kazakhstan

The huge differences of the PPJ-share between countries suggest that the growth of publications in PPJ is associated with government policy (Machacek & Srholec, 2019), but their hypothesis is not substantiated. Obviously, the identification of the causal link requires special studies and a detailed analysis of incentives to publish and the configuration of research evaluation systems. The first step that allows us to speak more confidently and reasonably about the possible existence of such dependence is the case of Kazakhstan as the most affected country.

We assume that the rapid growth in PPJ publications for Kazakhstan from 2013 was associated with government policy (see Figure 8). Indeed, in 2011-2012 new Rules for awarding academic degrees were approved by an order of the Minister of Education and Science of the Republic of Kazakhstan dated March 31, 2011, No. 127²¹, and including publishing at least one paper in Scopus or WoS-indexed journal. In 2015, the share of Kazakhstan's publications in PPJ was sharply reduced, since a year earlier Elsevier stopped indexing 35 journals from the PPJ list, which were highly popular among Kazakh authors. More than a quarter of all articles and reviews from Kazakhstan were published in "Life Science Journal" in 2014, which was delisted by Elsevier in 2014. About 5.51% of all articles and reviews from Kazakhstan were published in "World Applied Sciences Journal" in 2014, which was also delisted in 2014. In 2015, Elsevier stopped indexing 27 more journals from the PPJ list. In 2015, 3.9% of articles and reviews from Kazakhstan were published in the delisted "Mediterranean Journal of Social Sciences" and 3.68% of publications in the discontinued "Asian Social Science". In 2016, 140 journals from the PPJ list were discontinued; the largest share of Kazakhstan articles and reviews were published in "International Journal of Environmental and Science Education" (8.67%).

Certainly, the burst of imitation science in Kazakhstan is a fact known to local authorities. Their reaction to the problem was the further formalization of the list of journals through quantitative indicators and recommending additional "white lists". The success of this approach raises questions (for example, there are PPJ among those who pass the threshold of the top 25% according to the CiteScore, and among the mentioned "lists" there

²¹ According to the Rules for awarding academic degrees of the Ministry of Education and Science of the Republic of Kazakhstan, the dissertation is written under the guidance of domestic and foreign supervisors who have academic degrees and are specialists in the field of scientific research of doctoral students. The main findings of the dissertation are to be published in at least 7 publications on the topic of the dissertation, including at least 3 in scientific publications recommended by the authorized body, 1 in an international scientific publication that has a non-zero impact factor in Web of Science or is indexed in Scopus, 3 in the materials of international conferences, including 1 in the materials of foreign conferences (See https://aues.kz/info_sovet/pravila_prisuzhdeniya_uch_step.pdf). See also <http://adilet.zan.kz/rus/archive/docs/V1100006951/31.03.2011> and https://academy-gp.kz/?page_id=71&lang=en

is the Astrophysical Journal (apparently, this is the SAO \ NASA Astrophysical Data System database)²²).

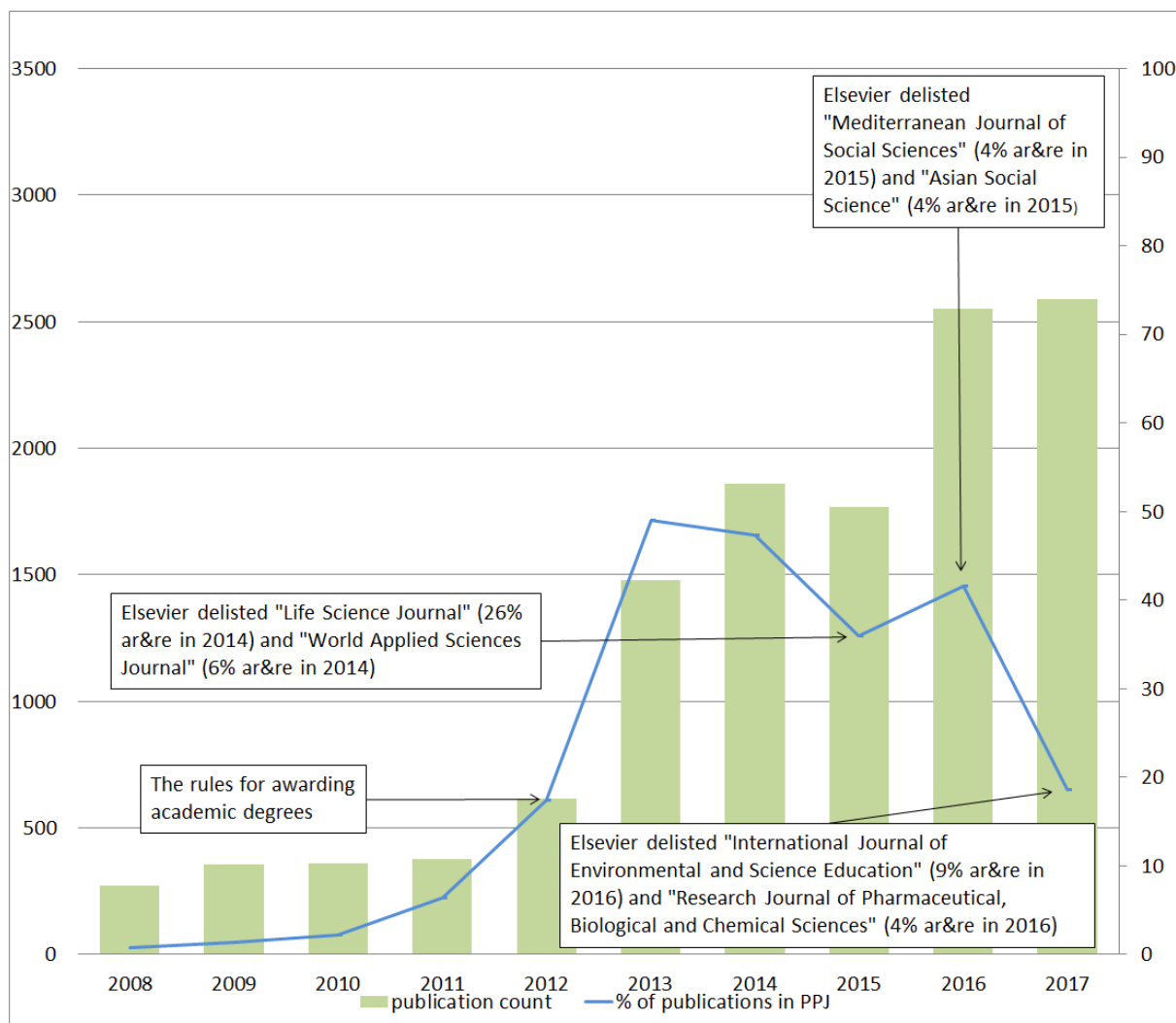


Fig. 8. Kazakhstan: publication count vs % of publication in PPJ

Discussion and conclusion

1. Countries and subject areas

We examined the distribution of publications by subject area according to the All Science Journal Classification (ASJC) in Scopus database. The classification has 27 main fields comprising 334 subjects; publications in PPJ cover all topics, most of them are significantly affected. For 19 fields, the number of publications exceeded 10,000 for the 2011-2018 period. The largest number of publications in PPJ during the 2011-2018 period was in “Engineering”. However, the share of such publications is not large compared to the total number of publications in Scopus on this subject. The most affected area in terms of PPJ article share was “Multidisciplinary”, largely due to several predatory “megajournals”, which were subsequently delisted by Elsevier so that PPJ share dropped from 27% in 2013 to 0,21% in 2018.

²² See <https://egov.kz/cms/ru/law/list/V1100006951>

Our results of the analysis of the affected countries are comparable with the results of other studies (Xia, et al. 2015; Shen & Björk, 2015; Sterligov and Savina, 2016; Machacek & Srholec, 2019), but our dataset includes more journals (hence, 418,040 publications during 2011-2017 period) and uses a longer timeframe.

We examined the dynamics of publication counts starting from 2001. It is clear that a significant increase in the number of publications began in 2007, when the total number of PPJ articles and reviews exceeded 10,000, but this growth pattern widely differs for the surveyed countries. For example, in Russia and Kazakhstan the surge started in 2013, which was primarily connected with the public policy of these countries²³, while in China and Iran this problem appeared much earlier. The most affected countries were the developing ones: Kazakhstan, Indonesia, India, Nigeria and Egypt, Iraq and Iran (see Machacek and Srholec (2019) for comparisons of PPJ shares and income of countries).

For Argentina, Australia, Austria, Belgium, Canada, Chile, Denmark, Finland, France, Germany, Hungary, Ireland, Israel, Netherlands, New Zealand, Norway, Poland, Portugal, Spain, Sweden, Switzerland, United Kingdom, and United States the percentage of publications in PPJ is small, less than 1% for the 2011-2018 period. The only notable exception amongst developed countries is South Korea, where PPJ share increased from 1.73% in 2011 to 7.24% in 2016 and then fell to 5.19% in 2017. Our data suggests that the problems with journal quality are faced usually by the authors from less developed countries, but it is clear that they arise also in the countries with much more elaborate and mature academic systems.

Based on the case of Kazakhstan, we suggest that the growth of PPJ is closely related to government science policy, especially to tools impacting scientists early in their careers (Xia, et al., 2015). Although we cannot make claims about a causal connection, the (im)balance of government policy measures, the discontinuation of indexing PPJ popular in Kazakhstan by Elsevier, and the number and the share of publications in PPJ are highly illustrative. Thus it is safe to conjecture that the growth of PPJ is determined by the research evaluation policies in countries like Kazakhstan, implementing similar Scopus-based KPI's (see (Moed, et al., 2018) for the brief description of Russian case), including university reporting requirements, academic bonuses and tenure policies). In some cases it leads to the emergence of an intermediary grey market that facilitates PPJ publishing and even introduces online marketplaces for selling author roles in Scopus-indexed journals (for example, see "International Publisher" website²⁴).

2. Current state of PPJ in Scopus

Elsevier self-cleans its Scopus database by publishing a discontinued Source list and updating it. Since most of the delisting occurred in 2016, the number of publications by Publication Concerns group fell sharply in 2017 (from nearly 40,000 publications in 2016 to more than 10,000 in 2017). However, the other, active group of surveyed PPJ shows linear growth of the publication counts, which raises many questions. The problem clearly persists. What is even more important is the observation that those who earlier published in PPJs from our journal sample have recently, after their delisting, quickly switched to publishing in a

²³ In 2012 the President of Russian Federation set the main goals for the development of science, including the share of articles of the Russian Federation in WoS and the number of universities in the top-100 world rankings, in which the number of publications is the most important entry barrier (see <http://kremlin.ru/events/president/news/15236>).

²⁴ <http://123mi.ru/>, <http://123mi.ru/1/?id=4>

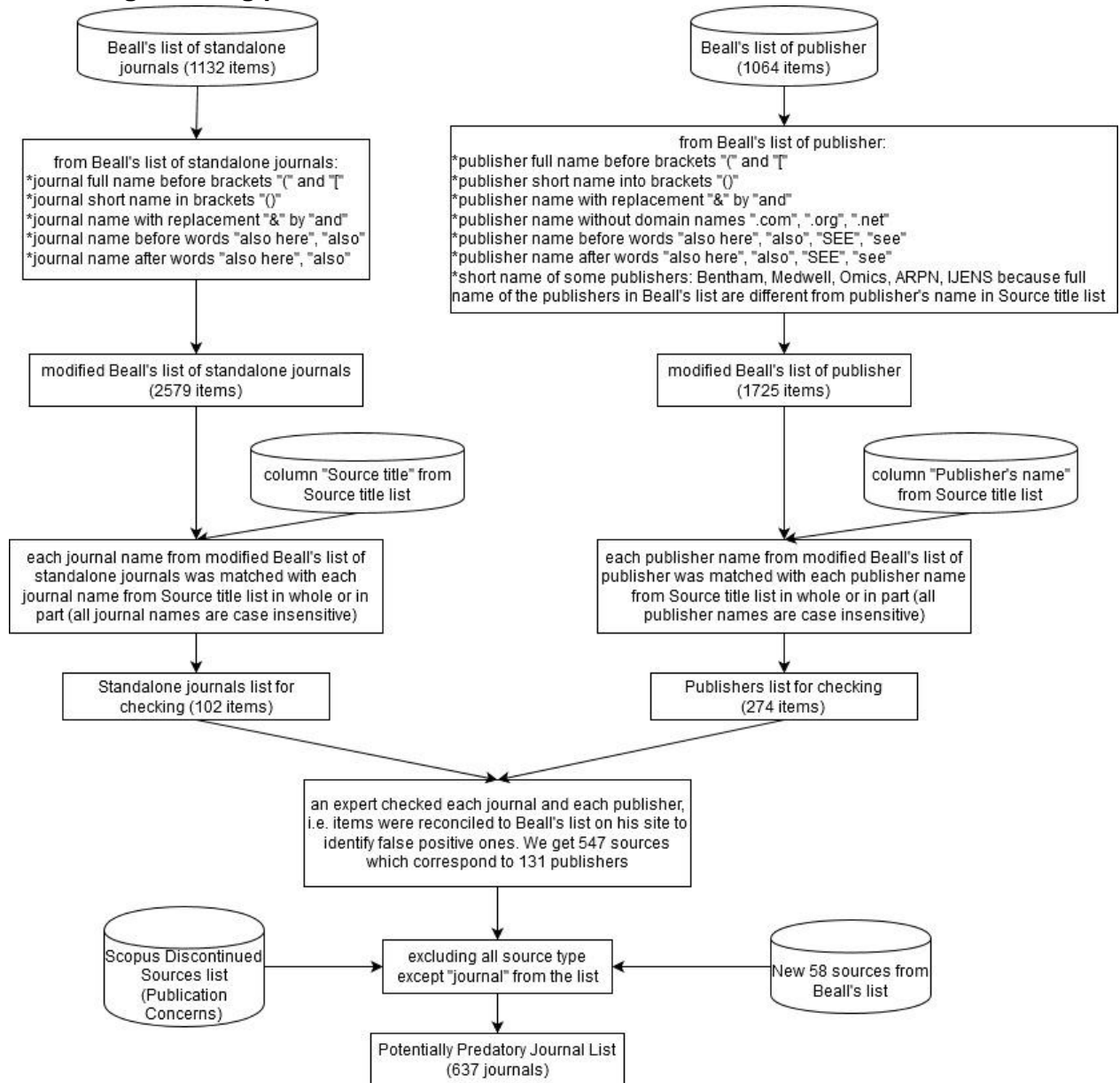
plethora of new Scopus journals which are equally dubious, but counted as “good” in this and similar studies. We refrain from mentioning particular journals and organizations and instead provide ready-to-use search queries for detecting those who publish articles in our PPJ sample, so that anyone with Scopus access can easily see where these PPJ-prone authors and universities are publishing their research now.

Our results can be used by Elsevier to conduct an examination of journals from the Active PPJ group for a possible further cessation of their indexation. It is important to point onto Elsevier’s interest in this problem, and our research team has been interacting with Elsevier on the issue since 2016. We hope that our research will help reduce the severity of the problem in this particular database. Previous studies have clearly shown that the fact or journal inclusion in a particular data source used for evaluation leads to increased incentives to publish in PPJ: (Bagues, Sylos-Labini, & Zinovyeva, 2017) specifically mention Scopus. However, it is not the only one affected: preliminary studies show that at least several dozens of PPJs already delisted by Elsevier are listed as active in the Web of Science Core Collection (mostly in Emerging Sources Citation Index).

The motivation to publish for the sake of indicators, apparently, only increases (Biagioli & Lippman, 2020), and new simulation formats are no longer so easily detected (Biagioli, et al., 2019). For example, the practice of selling author roles not only in PPJ, but also in reputable journals is becoming widespread at least in Russia. The price of a place in the authors list depends on the number of co-authors and the SJR or JIF quartile of the journal and often exceeds \$3000. The main clients are authors from Russia, Kazakhstan and Ukraine, which bid for the author roles via online marketplace (Science). It is becoming increasingly difficult to deal with this misconduct using formal methods, which emphasizes the importance of working with the motivation of authors and updating simplified formal approach to assessment.

Appendix 1.

The data generating process



Appendix 2. List of journals

	Publication Concerns Journals
PC-1	Academic Journal of Cancer Research
PC-2	Academy of Marketing Studies Journal
PC-3	Actual Problems of Economics
PC-4	Advance Journal of Food Science and Technology

PC-5	Advanced Materials Letters
PC-6	Advanced Science Letters
PC-7	Advanced Studies In Theoretical Physics
PC-8	African Journal of Psychiatry (South Africa)
PC-9	African Journal of Traditional, Complementary and Alternative Medicines
PC-10	American Journal of Agricultural and Biological Science
PC-11	American Journal of Applied Sciences
PC-12	American Journal of Biochemistry and Molecular Biology
PC-13	American Journal of Cancer Research
PC-14	American Journal of Drug Discovery and Development
PC-15	American Journal of Engineering and Applied Sciences
PC-16	American Journal of Environmental Sciences
PC-17	American Journal of Food Technology
PC-18	American Journal of Immunology
PC-19	American Journal of Infectious Diseases
PC-20	American Journal of Pharmacology and Toxicology
PC-21	American Journal of Plant Physiology
PC-22	American Journal of Stem Cells
PC-23	Anales Venezolanos de Nutricion
PC-24	Annals of Translational Medicine
PC-25	Anthropologist
PC-26	Applied Mathematical Sciences
PC-27	Archives of Clinical Microbiology
PC-28	Archivos de Medicina

PC-29	Asian Journal of Agricultural Research
PC-30	Asian Journal of Animal and Veterinary Advances
PC-31	Asian Journal of Animal Sciences
PC-32	Asian Journal of Applied Sciences
PC-33	Asian Journal of Biochemistry
PC-34	Asian Journal of Cell Biology
PC-35	Asian Journal of Earth Sciences
PC-36	Asian Journal of Information Technology
PC-37	Asian Journal of Pharmaceutical Research and Health Care
PC-38	Asian Journal of Plant Pathology
PC-39	Asian Journal of Poultry Science
PC-40	Asian Social Science
PC-41	Australasian Medical Journal
PC-42	Biology and Medicine
PC-43	Biosciences, Biotechnology Research Asia
PC-44	BioTechnology: An Indian Journal
PC-45	C e ca
PC-46	Canadian Journal of Geriatrics
PC-47	Carbon - Science and Technology
PC-48	Cardiology (Pakistan)
PC-49	Communications in Applied Analysis
PC-50	Contemporary Engineering Sciences
PC-51	Chinese Journal of Cancer Research
PC-52	Corporate Board: Role, Duties and Composition

PC-53	Corporate Ownership and Control
PC-54	Current Neurobiology
PC-55	Der Pharma Chemica
PC-56	Der Pharmacia Lettre
PC-57	Diversity and Equality in Health and Care
PC-58	Dynamic Systems and Applications
PC-59	Eastern Anthropologist
PC-60	Electronic Journal of Geotechnical Engineering
PC-61	Current Research In Tuberculosis
PC-62	Energy Education Science and Technology Part A: Energy Science and Research
PC-63	Energy Education Science and Technology Part B: Social and Educational Studies
PC-64	English Language Teaching
PC-65	Entrepreneurial Executive
PC-66	European Journal of Economics, Finance and Administrative Sciences
PC-67	European Journal of Scientific Research
PC-68	European Journal of Social Sciences
PC-69	Far East Journal of Electronics and Communications
PC-70	Frontiers
PC-71	Global Journal of Pharmacology
PC-72	Global Journal of Pure and Applied Mathematics
PC-73	Global Veterinaria
PC-74	Health Science Journal
PC-75	Global Media Journal

PC-76	Head and Neck Oncology
PC-77	IIOAB Journal
PC-78	Indian Journal of Science and Technology
PC-79	Information
PC-80	IEJME - Mathematics Education
PC-81	International Archives of Medicine
PC-82	International Business Management
PC-83	International Education Studies
PC-84	International Journal of Advances in Pharmaceutical Sciences
PC-85	International Journal of Agricultural Research
PC-86	International Journal of Applied Business and Economic Research
PC-87	International Journal of Applied Chemistry
PC-88	International Journal of Applied Engineering Research
PC-89	International Journal of Applied Linguistics and English Literature
PC-90	International Journal of Applied Research in Natural Products
PC-91	International Journal of Bio Science and Bio Technology
PC-92	International Journal of Biochemistry and Molecular Biology
PC-93	International Journal of Biological Chemistry
PC-94	International Journal of Biomedical Science
PC-95	International Journal of Business Research
PC-96	International Journal of Celiac Disease
PC-97	International Journal of Chemical Sciences
PC-98	International Journal of Chemtech Research

PC-99	International Journal of Control Theory and Applications
PC-100	International Journal of Current Pharmaceutical Review and Research
PC-101	International Journal of Drug Delivery
PC-102	International Journal of Drug Development and Research
PC-103	International Journal of Earth Sciences and Engineering
PC-104	International Journal of Ecological Economics and Statistics
PC-105	International Journal of Ecology and Environmental Sciences
PC-106	International Journal of Economic Perspectives
PC-107	International Journal of Economic Research
PC-108	International Journal of Economics and Financial Issues
PC-109	International Journal of Engineering and Technology
PC-110	International Journal of Environmental and Science Education
PC-111	International Journal of Human Genetics
PC-112	International Journal of Integrative Biology
PC-113	International Journal of Mathematical Analysis
PC-114	International Journal of Mathematical Models and Methods in Applied Sciences
PC-115	International Journal of Mathematics and Computers in Simulation
PC-116	International Journal of Oceans and Oceanography
PC-117	International Journal of Multimedia and Ubiquitous Engineering
PC-118	International Journal of Pediatrics- Mashhad
PC-119	International Journal of Pharma and Bio Sciences
PC-120	International Journal of Pharmaceutical and Clinical Research
PC-121	International Journal of Pharmaceutical Sciences Review and Research

PC-122	International Journal of Pharmacognosy and Phytochemical Research
PC-123	International Journal of Pharmacy and Pharmaceutical Sciences
PC-124	International Journal of Pharmacy and Technology
PC-125	International Journal of Pharmtech Research
PC-126	International Journal of Phytomedicine
PC-127	International Journal of Pure and Applied Mathematics
PC-128	International Journal of Research in Ayurveda and Pharmacy
PC-129	International Journal of Security and Its Applications
PC-130	International Journal of Smart Home
PC-131	International Journal of Soft Computing
PC-132	International Journal of Software Engineering and its Applications
PC-133	International Journal of Soil Science
PC-134	International Journal of Systems Signal Control and Engineering Application
PC-135	International Journal of Toxicological and Pharmacological Research
PC-136	International Journal of Tropical Medicine
PC-137	International Journal on Advances in Life Sciences
PC-138	International Research Journal of Finance and Economics
PC-139	International Review of Management and Marketing
PC-140	International Review on Computers and Software
PC-141	Journal of the Pancreas
PC-142	Journal of Agricultural Food and Environmental Sciences
PC-143	Journal of AIDS and Clinical Research
PC-144	Journal of Analytical Oncology

PC-145	Journal of Anesthesia and Clinical Research
PC-146	Journal of Animal and Veterinary Advances
PC-147	Journal of Antivirals and Antiretrovirals
PC-148	Journal of Applied Sciences
PC-149	Journal of Aquaculture Research and Development
PC-150	Journal of Bioanalysis and Biomedicine
PC-151	Journal of Bioequivalence and Bioavailability
PC-152	Journal of Cancer Science and Therapy
PC-153	Journal of Chemical and Pharmaceutical Research
PC-154	Journal of Chemical and Pharmaceutical Sciences
PC-155	Journal of Clinical and Experimental Cardiology
PC-156	Journal of Computers
PC-157	Journal of Biology and Today's World
PC-158	Journal of Economics and Economic Education Research
PC-159	Journal of Electrical Engineering
PC-160	Journal of Emerging Technologies in Web Intelligence
PC-161	Journal of Environmental Hydrology
PC-162	Journal of Fisheries and Aquatic Science
PC-163	Journal of Food, Agriculture and Environment
PC-164	Journal of Generalized Lie Theory and Applications
PC-165	Journal of Humanities and Social Sciences
PC-166	Journal of Industrial Pollution Control

PC-167	Journal of Intercultural Ethnopharmacology
PC-168	Journal of Interdisciplinary and Multidisciplinary Research
PC-169	Journal of International Business and Economics
PC-170	Journal of Internet Banking and Commerce
PC-171	Journal of Language and Literature
PC-172	Journal of Language Teaching and Research
PC-173	Journal of Materials and Environmental Science
PC-174	Journal of Mathematics and Statistics
PC-175	Journal of Microbial and Biochemical Technology
PC-176	Journal of Multimedia
PC-177	Journal of Nanoelectronics and Optoelectronics
PC-178	Journal of Nanomedicine and Nanotechnology
PC-179	Journal of Networks
PC-180	Journal of Nonlinear Science and Applications
PC-181	Journal of Organizational Culture, Communications and Conflict
PC-182	Journal of Pharmacognosy and Phytotherapy
PC-183	Journal of Pharmacology and Toxicology
PC-184	Journal of Physical Therapy Science
PC-185	Journal of Plant Sciences
PC-186	Journal of Proteomics and Bioinformatics
PC-187	Journal of Residuals Science and Technology
PC-188	Journal of Software
PC-189	Journal of Software Engineering

PC-190	Journal of Sustainable Development
PC-191	Journal of the International Academy for Case Studies
PC-192	Journal of Vaccines and Vaccination
PC-193	Journal of Veterinary Science and Technology
PC-194	Leonardo Journal of Practices and Technologies
PC-195	Life Science Journal
PC-196	Man in India
PC-197	Mathematical and Computational Applications
PC-198	Mediterranean Journal of Social Sciences
PC-199	Mental Health in Family Medicine
PC-200	Metallurgical and Mining Industry
PC-201	Middle East Journal of Scientific Research
PC-202	Modern Applied Science
PC-203	National Journal of Physiology, Pharmacy and Pharmacology
PC-204	Network Biology
PC-205	Neural, Parallel and Scientific Computations
PC-206	Oncoscience
PC-207	Open Infectious Diseases Journal
PC-208	Pharma Research
PC-209	Ponte
PC-210	Quality in Primary Care
PC-211	Research Journal of Applied Sciences, Engineering and Technology

PC-212	Research Journal of Applied Sciences
PC-213	Research Journal of Botany
PC-214	Research Journal of Business Management
PC-215	Research Journal of Cardiology
PC-216	Research Journal of Environmental Toxicology
PC-217	Research Journal of Information Technology
PC-218	Research Journal of Medical Sciences
PC-219	Research Journal of Medicinal Plant
PC-220	Research Journal of Microbiology
PC-221	Research Journal of Parasitology
PC-222	Research Journal of Pharmaceutical, Biological and Chemical Sciences
PC-223	Research Journal of Pharmacology
PC-224	Research Journal of Phytochemistry
PC-225	Research Journal of Seed Science
PC-226	Research Journal of Toxins
PC-227	Review of European Studies
PC-228	Risk Governance and Control: Financial Markets and Institutions
PC-229	International Arabic Journal of Antimicrobial Agents
PC-230	Romanian Biotechnological Letters
PC-231	Sensor Letters
PC-232	Social Sciences
PC-233	Space Research Journal
PC-234	Theory and Practice in Language Studies
PC-235	Translational Biomedicine

PC-236	Trends In Medical Research
PC-237	Veterinary Research
PC-238	World Applied Sciences Journal
PC-239	World Journal of Medical Sciences
PC-240	WSEAS Transactions on Biology and Biomedicine
PC-241	WSEAS Transactions on Circuits and Systems
PC-242	WSEAS Transactions on Communications
PC-243	WSEAS Transactions on Computers
PC-244	WSEAS Transactions on Heat and Mass Transfer
PC-245	WSEAS Transactions on Information Science and Applications
PC-246	WSEAS Transactions on Power Systems
PC-247	WSEAS Transactions on Signal Processing
PC-248	WSEAS Transactions on Systems
PC-249	Turkish Online Journal of Educational Technology
PC-250	World Journal of Modelling and Simulation
PC-251	American Journal of Neurodegenerative Disease
PC-252	Research Journal of Allergy
	Active Journals
A-1	Academy of Accounting and Financial Studies Journal
A-2	Academy of Entrepreneurship Journal
A-3	Academy of Strategic Management Journal
A-4	Advanced Science, Engineering and Medicine
A-5	Advances in Animal and Veterinary Sciences

A-6	Aging
A-7	American Journal of Animal and Veterinary Sciences
A-8	American Journal of Biochemistry and Biotechnology
A-9	American Journal of Blood Research
A-10	American Journal of Cardiovascular Disease
A-11	American Journal of Nuclear Medicine and Molecular Imaging
A-12	American Journal of Translational Research
A-13	Anesthesiology and Pain Medicine
A-14	Annals of Cardiothoracic Surgery
A-15	Annals of Palliative Medicine
A-16	Applied Mathematics and Information Sciences
A-17	Archives of Pediatric Infectious Diseases
A-18	ARPJ Journal of Engineering and Applied Sciences
A-19	Asian Journal of Chemistry
A-20	Asian Journal of Clinical Nutrition
A-21	Asian Journal of Crop Science
A-22	Asian Journal of Epidemiology
A-23	Asian Journal of Pharmaceutical and Clinical Research
A-24	Asian Journal of Plant Sciences
A-25	Asian Journal of Scientific Research
A-26	Asian Journal of Sports Medicine
A-27	Asian Pacific Journal of Tropical Disease
A-28	Banks and Bank Systems
A-29	Biomedical and Pharmacology Journal

A-30	Bioscience Research
A-31	Biotechnology
A-32	Cardiology Research
A-33	Cardiovascular Diagnosis and Therapy
A-34	Cellular and Molecular Biology
A-35	Chinese Clinical Oncology
A-36	Clinical Practice and Epidemiology in Mental Health
A-37	Clinical Rhinology
A-38	Current Research in Nutrition and Food Science
A-39	Disaster Advances
A-40	Donald School Journal of Ultrasound in Obstetrics and Gynecology
A-41	European Journal of Science and Theology
A-42	Frontiers in Bioscience
A-43	Frontiers in Bioscience - Elite
A-44	Frontiers in Bioscience - Scholar
A-45	Genes and Cancer
A-46	Genetics and Molecular Research
A-47	Gland Surgery
A-48	Global and Stochastic Analysis
A-49	Global journal of health science
A-50	Hepatitis Monthly
A-51	Interdisciplinary Toxicology
A-52	International Journal of Agriculture and Biology
A-53	International Journal of Applied Mathematics

A-54	International Journal of Applied Pharmaceutics
A-55	International Journal of Artificial Intelligence
A-56	International Journal of Biology and Biomedical Engineering
A-57	International Journal of Botany
A-58	International Journal of Cancer Research
A-59	International Journal of Circuits, Systems and Signal Processing
A-60	International Journal of Communication Networks and Information Security
A-61	International Journal of Dairy Science
A-62	International Journal of Design and Nature and Ecodynamics
A-63	International Journal of Electrochemical Science
A-64	International Journal of Endocrinology and Metabolism
A-65	International Journal of Energy Economics and Policy
A-66	International Journal of Engineering and Technology(UAE)
A-67	International Journal of Engineering Research and Technology
A-68	International Journal of Entrepreneurship
A-69	International Journal of High Risk Behaviors and Addiction
A-70	International Journal of Infertility and Fetal Medicine
A-71	International Journal of Life Sciences Biotechnology and Pharma Research
A-72	International Journal of Mechanical and Mechatronics Engineering
A-73	International Journal of Mechanics
A-74	International Journal of Osteoporosis and Metabolic Disorders
A-75	International Journal of Pharmaceutical Sciences and Research
A-76	International Journal of Pharmacology
A-77	International Journal of Poultry Science

A-78	International Journal of Renewable Energy Research
A-79	International Journal of Research in Pharmaceutical Sciences
A-80	International Journal of Safety and Security Engineering
A-81	International Journal of Smart Grid and Clean Energy
A-82	International Journal of Sustainable Development and Planning
A-83	International Journal of Virology
A-84	International Journal of Zoological Research
A-85	International Research Journal of Pharmacy
A-86	Internet Journal of Gynecology and Obstetrics
A-87	Internet Journal of Infectious Diseases
A-88	Internet Journal of Microbiology
A-89	Internet Journal of Neurology
A-90	Investment Management and Financial Innovations
A-91	Iranian Journal of Biotechnology
A-92	Iranian Journal of Radiology
A-93	Iranian Red Crescent Medical Journal
A-94	Journal of Advanced Microscopy Research
A-95	Journal of Advanced Research in Dynamical and Control Systems
A-96	Journal of Advanced Research in Law and Economics
A-97	Journal of Advanced Veterinary and Animal Research
A-98	Journal of Agronomy
A-99	Journal of Applied Pharmaceutical Science
A-100	Journal of Artificial Intelligence
A-101	Journal of Biological Sciences

A-102	Journal of Biomedical Nanotechnology
A-103	Journal of Bionanoscience
A-104	Journal of Business and Retail Management Research
A-105	Journal of Communications
A-106	Journal of Comprehensive Pediatrics
A-107	Journal of Computational and Theoretical Nanoscience
A-108	Journal of Computer Science
A-109	Journal of Current Glaucoma Practice
A-110	Journal of Drug and Alcohol Research
A-111	Journal of Engineering and Applied Sciences
A-112	Journal of Entomology
A-113	Journal of Entrepreneurship Education
A-114	Journal of Environmental Biology
A-115	Journal of Environmental Science and Technology
A-116	Journal of Gastroenterology and Hepatology Research
A-117	Journal of Gastrointestinal Oncology
A-118	Journal of HerbMed Pharmacology
A-119	Journal of IMAB - Annual Proceeding (Scientific Papers)
A-120	Journal of Intellectual Disability - Diagnosis and Treatment
A-121	Journal of Legal, Ethical and Regulatory Issues
A-122	Journal of Low Power Electronics
A-123	Journal of Management Information and Decision Science
A-124	Journal of Medical Sciences

A-125	Journal of Pharmaceutical Sciences and Research
A-126	Journal of Pharmacy and Nutrition Sciences
A-127	Journal of Reviews on Global Economics
A-128	Journal of RNAi and Gene Silencing
A-129	Journal of SAFOG
A-130	Journal of Theoretical and Applied Information Technology
A-131	Journal of Thoracic Disease
A-132	Journal of World's Poultry Research
A-133	JP Journal of Heat and Mass Transfer
A-134	Jundishapur Journal of Microbiology
A-135	Jundishapur Journal of Natural Pharmaceutical Products
A-136	Materials Express
A-137	Nephro-Urology Monthly
A-138	Oncotarget
A-139	OnLine Journal of Biological Sciences
A-140	Open Access Macedonian Journal of Medical Sciences
A-141	Open Agriculture Journal
A-142	Open AIDS Journal
A-143	Open Anesthesiology Journal
A-144	Open Biochemistry Journal
A-145	Open Bioinformatics Journal
A-146	Open Biomarkers Journal
A-147	Open Biomedical Engineering Journal
A-148	Open Biotechnology Journal

A-149	Open Cardiovascular Medicine Journal
A-150	Open Chemical Engineering Journal
A-151	Open Civil Engineering Journal
A-152	Open Construction and Building Technology Journal
A-153	Open Cybernetics and Systemics Journal
A-154	Open Dentistry Journal
A-155	Open Dermatology Journal
A-156	Open Ecology Journal
A-157	Open Electrical and Electronic Engineering Journal
A-158	Open Fuels and Energy Science Journal
A-159	Open Hypertension Journal
A-160	Open Materials Science Journal
A-161	Open Medicinal Chemistry Journal
A-162	Open Microbiology Journal
A-163	Open Neurology Journal
A-164	Open Nursing Journal
A-165	Open Ophthalmology Journal
A-166	Open Ornithology Journal
A-167	Open Pain Journal
A-168	Open Petroleum Engineering Journal
A-169	Open Psychology Journal
A-170	Open Public Health Journal
A-171	Open Respiratory Medicine Journal
A-172	Open Rheumatology Journal

A-173	Open Sports Sciences Journal
A-174	Open Transportation Journal
A-175	Open Urology and Nephrology Journal
A-176	Otorhinolaryngology Clinics
A-177	Pakistan Journal of Biological Sciences
A-178	Pakistan Journal of Nutrition
A-179	Pharmacologyonline
A-180	Plant OMICS
A-181	Plant Pathology Journal
A-182	Problems and Perspectives in Management
A-183	Problems of Education in the 21st Century
A-184	Quantitative Imaging in Medicine and Surgery
A-185	Research Journal of Biotechnology
A-186	Research Journal of Chemistry and Environment
A-187	Research Journal of Immunology
A-188	Research Journal of Obstetrics and Gynecology
A-189	Shiraz E Medical Journal
A-190	Sport Science
A-191	Stem Cell Investigation
A-192	Studies on Ethno-Medicine
A-193	Tehnicki Vjesnik
A-194	Translational Andrology and Urology
A-195	Translational Cancer Research
A-196	Translational Gastroenterology and Hepatology

A-197	Translational Pediatrics
A-198	Trauma Monthly
A-199	Trends in Bioinformatics
A-200	World Journal of Clinical Oncology
A-201	World Journal of Dentistry
A-202	World Journal of Diabetes
A-203	World Journal of Endocrine Surgery
A-204	World Journal of Gastrointestinal Oncology
A-205	World Journal of Hepatology
A-206	World Journal of Laparoscopic Surgery
A-207	World Journal of Oncology
A-208	World Journal of Stem Cells
A-209	World's Veterinary Journal
A-210	WSEAS Transactions on Applied and Theoretical Mechanics
A-211	WSEAS Transactions on Business and Economics
A-212	WSEAS Transactions on Environment and Development
A-213	WSEAS Transactions on Fluid Mechanics
A-214	WSEAS Transactions on Mathematics
A-215	WSEAS Transactions on Systems and Control
	Inactive Journals
IA-1	Acta Medica International
IA-2	Advances and Applications in Fluid Mechanics
IA-3	Advances in Ecological Sciences

IA-4	Advances in Environmental Biology
IA-5	Advances in High Performance Computing
IA-6	Advances in Information Sciences and Service Sciences
IA-7	Advances in Natural and Applied Sciences
IA-8	African Journal of Agricultural Research
IA-9	African Journal of Biotechnology
IA-10	African Journal of Microbiology Research
IA-11	African Journal of Pharmacy and Pharmacology
IA-12	American-Eurasian Journal of Sustainable Agriculture
IA-13	Archives of Inequalities and Applications
IA-14	Australian Journal of Basic and Applied Sciences
IA-15	Biotechnology
IA-16	Educational Research and Reviews
IA-17	Experimental and Clinical Cardiology
IA-18	Far East Journal of Mathematical Sciences
IA-19	Genetic Engineering and Biotechnology Journal
IA-20	HealthMED
IA-21	Immunome Research
IA-22	Information Technology Journal
IA-23	International Journal of Advancements in Computing Technology
IA-24	International Journal of Applied Environmental Sciences
IA-25	International Journal of Burns and Trauma
IA-26	International Journal of Clinical and Experimental Medicine
IA-27	International Journal of Clinical and Experimental Pathology

IA-28	International Journal of Collaborative Research on Internal Medicine and Public Health
IA-29	International Journal of Computational and Mathematical Sciences
IA-30	International Journal of Design and Nature
IA-31	International Journal of Digital Content Technology and its Applications
IA-32	International Journal of Ecodynamics
IA-33	International Journal of Genetics and Molecular Biology
IA-34	International Journal of Health Research
IA-35	International Journal of Imaging and Robotics
IA-36	International Journal of Information Processing and Management
IA-37	International Journal of Molecular Epidemiology and Genetics
IA-38	International Journal of Perioperative Ultrasound and Applied Technologies
IA-39	International Journal of Pharmaceutical and Phytopharmacological Research
IA-40	International Journal of Physical Sciences
IA-41	International Journal of Physiology, Pathophysiology and Pharmacology
IA-42	International Journal of Tomography and Simulation
IA-43	International Series on Advances in Boundary Elements
IA-44	Internet Journal of Academic Physician Assistants
IA-45	Internet Journal of Advanced Nursing Practice
IA-46	Internet Journal of Asthma, Allergy and Immunology
IA-47	Internet Journal of Biological Anthropology
IA-48	Internet Journal of Cardiology
IA-49	Internet Journal of Cardiovascular Research
IA-50	Internet Journal of Dermatology
IA-51	Internet Journal of Epidemiology

IA-52	Internet Journal of Hematology
IA-53	Internet Journal of Internal Medicine
IA-54	Internet Journal of Law, Healthcare and Ethics
IA-55	Internet Journal of Mental Health
IA-56	Internet Journal of Oncology
IA-57	Internet Journal of Pain, Symptom Control and Palliative Care
IA-58	Internet Journal of Pediatrics and Neonatology
IA-59	Internet Journal of Pharmacology
IA-60	Internet Journal of Pulmonary Medicine
IA-61	Internet Journal of Third World Medicine
IA-62	Internet Journal of Toxicology
IA-63	Internet Journal of Tropical Medicine
IA-64	Journal of Applied Sciences Research
IA-65	Journal of Biobased Materials and Bioenergy
IA-66	Journal of Biomaterials and Tissue Engineering
IA-67	Journal of Clinical and Analytical Medicine
IA-68	Journal of Convergence Information Technology
IA-69	Journal of Epithelial Biology and Pharmacology
IA-70	Journal of Holography and Speckle
IA-71	Journal of Medical Imaging and Health Informatics
IA-72	Journal of Medicinal Plant Research
IA-73	Journal of Nanoneuroscience
IA-74	Journal of Nanoscience and Nanotechnology
IA-75	Journal of Next Generation Information Technology
IA-76	Journal of Scanning Probe Microscopy

IA-77	JP Journal of Algebra, Number Theory and Applications
IA-78	JP Journal of Geometry and Topology
IA-79	Metalurgia International
IA-80	Nanoscience and Nanotechnology Letters
IA-81	Open Allergy Journal
IA-82	Open Andrology Journal
IA-83	Open Applied Mathematics Journal
IA-84	Open Arthritis Journal
IA-85	Open Atmospheric Science Journal
IA-86	Open Autoimmunity Journal
IA-87	Open Automation and Control Systems Journal
IA-88	Open Bioactive Compounds Journal
IA-89	Open Biology Journal
IA-90	Open Bone Journal
IA-91	Open Breast Cancer Journal
IA-92	Open Cancer Immunology Journal
IA-93	Open Cancer Journal
IA-94	Open Cardiovascular Imaging Journal
IA-95	Open Catalysis Journal
IA-96	Open Chemical and Biomedical Methods Journal
IA-97	Open Clinical Cancer Journal
IA-98	Open Clinical Chemistry Journal
IA-99	Open Clinical Trials Journal
IA-100	Open Colorectal Cancer Journal
IA-101	Open Communication Journal

IA-102	Open Complementary Medicine Journal
IA-103	Open Conservation Biology Journal
IA-104	Open Critical Care Medicine Journal
IA-105	Open Diabetes Journal
IA-106	Open Drug Delivery Journal
IA-107	Open Drug Discovery Journal
IA-108	Open Drug Metabolism Journal
IA-109	Open Drug Safety Journal
IA-110	Open Environmental Sciences
IA-111	Open Enzyme Inhibition Journal
IA-112	Open Epidemiology Journal
IA-113	Open Gene Therapy Journal
IA-114	Open General and Internal Medicine Journal
IA-115	Open Genomics Journal
IA-116	Open Geography Journal
IA-117	Open Glycoscience
IA-118	Open Health Services and Policy Journal
IA-119	Open Heart Failure Journal
IA-120	Open Hematology Journal
IA-121	Open Immunology Journal
IA-122	Open Longevity Science
IA-123	Open Lung Cancer Journal
IA-124	Open Magnetic Resonance Journal
IA-125	Open Mathematics Journal

IA-126	Open Mechanical Engineering Journal
IA-127	Open Mechanics Journal
IA-128	Open Medical Devices Journal
IA-129	Open Medical Imaging Journal
IA-130	Open Nanomedicine Journal
IA-131	Open Natural Products Journal
IA-132	Open Neuroendocrinology Journal
IA-133	Open Neuropsychopharmacology Journal
IA-134	Open Neuroscience Journal
IA-135	Open Neurosurgery Journal
IA-136	Open Nuclear Medicine Journal
IA-137	Open Nutraceuticals Journal
IA-138	Open Obesity Journal
IA-139	Open Parasitology Journal
IA-140	Open Pharmacoeconomics and Health Economics Journal
IA-141	Open Pharmacology Journal
IA-142	Open Political Science Journal
IA-143	Open Prostate Cancer Journal
IA-144	Open Proteomics Journal
IA-145	Open Signal Processing Journal
IA-146	Open Spine Journal
IA-147	Open Stem Cell Journal
IA-148	Open Structural Biology Journal
IA-149	Open Surgical Oncology Journal

IA-150	Open Tissue Engineering and Regenerative Medicine Journal
IA-151	Open Toxicology Journal
IA-152	Open Toxinology Journal
IA-153	Open Translational Medicine Journal
IA-154	Open Transplantation Journal
IA-155	Open Transport Phenomena Journal
IA-156	Open Tropical Medicine Journal
IA-157	Open Vaccine Journal
IA-158	Open Women's Health Journal
IA-159	Pharmaceutical Reviews
IA-160	Plant Pathology Journal
IA-161	Scholarly Research Exchange
IA-162	Science of Advanced Materials
IA-163	Scientific Research and Essays
IA-164	Stem Cell
IA-165	Technics Technologies Education Management
IA-166	Vascular Disease Prevention
IA-167	World Academy of Science, Engineering and Technology
IA-168	World Journal of Cardiology
IA-169	WSEAS Transactions on Computer Research
IA-170	WSEAS Transactions on Electronics

Appendix 3

Query for Publication Concerns group for Scopus advanced search

issn(01896016) or issn(09727302) or issn(09729380) or issn(09731792) or issn(09737006)
or issn(09740546) or issn(09745572) or issn(09747435) or issn(09750185) or

issn(09750215) or issn(09751491) or issn(09751556) or issn(09754873) or issn(09755071)
or issn(09755160) or issn(09756299) or issn(09759042) or issn(09759344) or
issn(09761055) or issn(09763104) or issn(10562176) or issn(10832564) or issn(11087366)
or issn(13087711) or issn(13118080) or issn(13136569) or issn(14502267) or
issn(14502887) or issn(15509702) or issn(16839919) or issn(16989465) or issn(17181879)
or issn(17557682) or issn(18108601) or issn(18140068) or issn(18159923) or
issn(18163319) or issn(18164978) or issn(18169503) or issn(18191541) or issn(18191878)
or issn(18191894) or issn(18193609) or issn(19112017) or issn(19139020) or
issn(19164742) or issn(19406223) or issn(19417020) or issn(19422660) or issn(19898436)
or issn(19920075) or issn(19926197) or issn(19935250) or issn(19958943) or
issn(19963343) or issn(19980140) or issn(19980159) or issn(20424868) or issn(20495471)
or issn(21464138) or issn(21464405) or issn(21524114) or issn(22003592) or
issn(22501444) or issn(22774343) or issn(0012-8686) or issn(0045-6152) or issn(0160-
9009) or issn(0377-015X) or issn(0798-0752) or issn(0972-0073) or issn(0972-3757) or
issn(0972768X) or issn(0973-1245) or issn(0973-1385) or issn(0973-1768) or issn(0973-
2667) or issn(0973-4562) or issn(0974-2816) or issn(0974-4290) or issn(0974-4304) or
issn(0974-5904) or issn(0974-6846) or issn(0975413X) or issn(0976044X) or issn(0976-
3961) or issn(0976822X) or issn(1000-9604) or issn(1087-8955) or issn(1095-6298) or
issn(1306-3030) or issn(1308772X) or issn(1312-885X) or issn(1312-8876) or issn(1313-
1311) or issn(1343-4500) or issn(1450202X) or issn(1450-2275) or issn(1546-9239) or
issn(1550-7521) or issn(1553-345X) or issn(1553-619X) or issn(1553-6203) or issn(1555-
1296) or issn(1557-4539) or issn(1557-4571) or issn(1557-4962) or issn(1557-4989) or
issn(1682-3915) or issn(1727-9232) or issn(1738-9976) or issn(1738-9984) or issn(1811-
8194) or issn(1816-4897) or issn(1819-155X) or issn(1819-1886) or issn(1819-3366) or
issn(1828-6003) or issn(1936-6612) or issn(1975-0080) or issn(1975-4094) or issn(1993-
6788) or issn(1994-8220) or issn(1997-5422) or issn(2150-4210) or issn(2150-427X) or
issn(2233-7849) or issn(2305-5839) or issn(2319-8613) or issn(2334-3427) or
issn(09739734) or issn(09761705) or issn(13147641) or issn(15552810) or issn(19112025)
or issn(19164750) or issn(19417039) or issn(19998163) or issn(20424876) or
issn(22003452) or issn(22293566) or issn(22501460) or issn(23122722) or issn(23785756)
or issn(0973-7537) or issn(0973-8363) or issn(0973-9750) or issn(0973-9769) or issn(0974-
4827) or issn(0974-5645) or issn(0974-8369) or issn(0975-4024) or issn(0975766X) or
issn(0976-397X) or issn(1089-3032) or issn(1306-3065) or issn(1307-1637) or issn(1314-
3395) or issn(1314-7552) or issn(1314-7579) or issn(1314-7609) or issn(1344-8994) or
issn(1528-2678) or issn(1536-0334) or issn(1554-3641) or issn(1557-4547) or issn(1557-
458X) or issn(1557-4970) or issn(1557-4997) or issn(1558-3775) or issn(1558-3910) or
issn(1558-6340) or issn(1758-3284) or issn(1791809X) or issn(1810-3057) or
issn(1818779X) or issn(1828-6011) or issn(1836-1935) or issn(1936-7317) or issn(1939-
4667) or issn(1993-0631) or issn(1993-5994) or issn(1993-6117) or issn(2049548X) or
issn(2150-4253) or issn(2150-4296) or issn(2152-2553) or issn(2152-2561) or issn(2152-
3363) or issn(2152-3509) or issn(2156-6976) or issn(2160-4150) or issn(2305-5847) or
issn(2309-9607) or issn(2320-5199) or issn(2334-3486) or issn(2345-5055) or issn(2378-
8577) or issn(2383-725X) or issn(2455-9555) or issn(2455-9563) or issn(2468-4945) or
issn(2505-0044) or issn(00251569) or issn(09155287) or issn(09750851) or issn(09757384)
or issn(10615369) or issn(10784950) or issn(10978135) or issn(14791072) or
issn(15440508) or issn(15824594) or issn(15831078) or issn(15908577) or issn(17905060)
or issn(17962048) or issn(17962056) or issn(17980461) or issn(17984769) or
issn(18173055) or issn(18184952) or issn(18193420) or issn(19131844) or issn(19139063)

or issn(19187173) or issn(19485956) or issn(19485964) or issn(19909233) or
issn(19935412) or issn(20399340) or issn(20407459) or issn(20780303) or issn(21412502)
or issn(21556113) or issn(21559546) or issn(21577560) or issn(21577579) or
issn(21720479) or issn(21749094) or issn(0032-423X) or issn(0970-2083) or issn(0974-
2115) or issn(0974276X) or issn(1058-3912) or issn(1224-5984) or issn(1300-686X) or
issn(1303-6521) or issn(1533-3604) or issn(1544-8037) or issn(1544-8053) or
issn(1546198X) or issn(1549-3644) or issn(1555-130X) or issn(1680-5593) or issn(1736-
5279) or issn(1746-7233) or issn(1756834X) or issn(1796203X) or issn(1796217X) or
issn(1799-2591) or issn(1812-5654) or issn(1815-7432) or issn(1815-932X) or issn(1815-
9346) or issn(1815-9362) or issn(1816-4919) or issn(1816-4927) or issn(1816-4935) or
issn(1816-4943) or issn(1816-4951) or issn(1816-496X) or issn(1818-5800) or issn(1819-
1932) or issn(1819-3382) or issn(1819-3390) or issn(1819-3404) or issn(1819-3455) or
issn(1819-3471) or issn(1819-3552) or issn(1819-3560) or issn(1819-3587) or issn(1819-
4311) or issn(1874-2793) or issn(1927-7210) or issn(1945-3019) or issn(1948593X) or
issn(1948-5948) or issn(2008-1898) or issn(2028-2508) or issn(2076-0507) or
issn(2077429X) or issn(2224-266X) or issn(2224-2678) or issn(2224-2864) or issn(2224-
2872) or issn(2224-3488) or issn(2476-5376) or issn(14791064) or issn(15325822) or
issn(15461971) or issn(19131852) or issn(19187181) or issn(19904061) or issn(19916426)
or issn(19944659) or issn(19998147) or issn(20392117) or issn(20407467) or
issn(20530684) or issn(20774303) or issn(21556148) or issn(21559880) or issn(21577439)
or issn(21875626) or issn(0975-8216) or issn(0975-8585) or issn(1109-2734) or issn(1109-
2742) or issn(1109-2750) or issn(1109-2777) or issn(1109-9518) or issn(1204-5357) or
issn(1459-0263) or issn(1533-3590) or issn(1555-1318) or issn(1558-6359) or issn(1736-
4337) or issn(1790-0832) or issn(1790-5044) or issn(1790-5052) or issn(1812-5662) or
issn(1927-7229) or issn(1934-7227) or issn(1934-7235) or issn(1936-6264) or issn(1939-
4691) or issn(1993-601X) or issn(1993-6079) or issn(1993-6095) or issn(1993-6109) or
issn(1993-6125) or issn(1996-0751) or issn(1996-7918) or issn(2008-1901) or issn(2053-
0692) or issn(2078-8312) or issn(2146-8397) or issn(2151-6065) or issn(2151-6081) or
issn(2151-6146) or issn(2151-7258) or issn(2151-7924) or issn(2151-7959) or issn(2151-
8297) or issn(2152-0437) or issn(2152-0461) or issn(2152-0941) or issn(2152-095X) or
issn(2152-100X) or issn(2165-591X) or issn(2220-8879) or issn(2224350X) or issn(2231-
3206) or issn(2248-3942) or issn(2297-8747) or issn(2322-3308) or issn(2331-4737) or
issn(2349-8552) or issn(2376-578X) or issn(2378-9174)

Query for Active PPJ for Scopus advanced search

(issn(00020966) or issn(01455680) or issn(02548704) or issn(09707077) or issn(09720626)
or issn(09735070) or issn(09735763) or issn(09736263) or issn(09740333) or
issn(09740635) or issn(09742441) or issn(09743154) or issn(09744630) or issn(09745092)
or issn(09746242) or issn(09748938) or issn(09751459) or issn(09755039) or
issn(09757058) or issn(09757538) or issn(09766006) or issn(10288880) or issn(10879595)
or issn(10939946) or issn(10963685) or issn(10988394) or issn(10999264) or
issn(11092769) or issn(11099526) or issn(13090127) or issn(13111728) or issn(13303651)
or issn(13376853) or issn(14523981) or issn(15247252) or issn(15288366) or
issn(15288439) or issn(15440036) or issn(15441458) or issn(15461955) or issn(15461998)
or issn(15493636) or issn(15507033) or issn(15533468) or issn(15574555) or
issn(15577910) or issn(15608530) or issn(16084217) or issn(16765680) or issn(16805194)
or issn(16823974) or issn(16824474) or issn(16828356) or issn(17273048) or

issn(17277051) or issn(17283043) or issn(17351065) or issn(17351391) or issn(17357780)
or issn(17437601) or issn(17450179) or issn(17470854) or issn(17518202) or
issn(17557437) or issn(17905079) or issn(17905087) or issn(17962021) or issn(18104967)
or issn(18117775) or issn(18119506) or issn(18119700) or issn(18119727) or
issn(18119743) or issn(18119778) or issn(18125379) or issn(18125387) or issn(18125689)
or issn(18164900) or issn(18167403) or issn(18196608) or issn(18227864) or
issn(18278620) or issn(18360661) or issn(18403662) or issn(18410464) or issn(18740707)
or issn(18741045) or issn(18741207) or issn(18741231) or issn(18741290) or
issn(18741495) or issn(18741924) or issn(18742106) or issn(18742130) or issn(18742858)
or issn(18743064) or issn(18743129) or issn(18743218) or issn(18743641) or
issn(18743722) or issn(18744346) or issn(18744478) or issn(18744532) or issn(18746136)
or issn(18748341) or issn(18748368) or issn(18749445) or issn(18750362) or
issn(18753183) or issn(18763863) or issn(18765262) or issn(19169736) or issn(19204531)
or issn(19232829) or issn(19350090) or issn(19378289) or issn(19438141) or
issn(19450494) or issn(19450516) or issn(19476019) or issn(19492553) or issn(19918747)
or issn(19918763) or issn(19921454) or issn(19921462) or issn(19921470) or
issn(19928645) or issn(19945442) or issn(19945450) or issn(19947879) or issn(19947887)
or issn(19947909) or issn(19947925) or issn(19947941) or issn(19984448) or
issn(19984464) or issn(19984510) or issn(20083645) or issn(20419031) or issn(20721439)
or issn(20741804) or issn(20760930) or issn(20786891) or issn(20908334) or
issn(21464553) or issn(21567573) or issn(21585849) or issn(21646627) or issn(22184333)
or issn(22221808) or issn(22233652) or issn(22233806) or issn(22234292) or
issn(22234683) or issn(22243992) or issn(22244336) or issn(22245820) or issn(22272771)
or issn(22287523) or issn(22293817) or issn(22308407) or issn(22313354) or
issn(22489444) or issn(22517006) or issn(22517464) or issn(22518150) or issn(22518711)
or issn(23043865) or issn(23069759) or issn(23093331) or issn(23154462) or
issn(23205148) or issn(23221828) or issn(0973614X) or issn(0974262X) or issn(0975444X)
or issn(1312773X) or issn(1531295X) or issn(1682296X) or issn(1726913X) or
issn(1735143X) or issn(1816949X) or issn(1874088X) or issn(1874091X) or issn(1874110X)
or issn(1874205X) or issn(1874303X) or issn(1875399X) or issn(1876973X) or
issn(1943023X) or issn(2008000X) or issn(2068696X) or issn(2218676X) or issn(2225319X)
or issn(2227684X) or issn(2347467X) or issn(09751920) or issn(09751947) or
issn(09756965) or issn(09757902) or issn(09758232) or issn(09766014) or
issn(13148060) or issn(13379569) or issn(15282651) or issn(15282686) or issn(15325806)
or issn(15461963) or issn(15462005) or issn(15526607) or issn(15574563) or
issn(15577929) or issn(15586332) or issn(16822978) or issn(17269148) or issn(17353408
) or issn(18105467) or issn(18119719) or issn(18119735) or issn(18119751) or
issn(18119786) or issn(18125417) or issn(18125425) or issn(18125670) or issn(18125697)
or issn(18125700) or issn(18125719) or issn(18125727) or issn(18125735) or
issn(18129358) or issn(18149596) or issn(18173195) or issn(18187803) or issn(18363644)
or issn(18403670) or issn(18428517) or issn(18579655) or issn(18743315) or
issn(18743501) or issn(19169744) or issn(19232837) or issn(19275951) or
issn(19297092) or issn(19450508) or issn(19450524) or issn(19454589) or issn(19476027
) or issn(19480210) or issn(19485182) or issn(19485204) or issn(19489358) or
issn(19917074) or issn(20082711) or issn(20084161) or issn(20087209) or issn(20741812)
or issn(20772157) or issn(20772211) or issn(20772254) or issn(20776624) or
issn(20908342) or issn(21567581) or issn(21585857) or issn(21601992) or issn(21608407)
or issn(21646635) or issn(22183973) or issn(22196803) or issn(22233660) or

issn(22234306) or issn(22234691) or issn(22244344) or issn(22245839) or issn(22246509) or issn(22278575) or issn(22287531) or issn(22287876) or issn(22293833) or issn(22503137) or issn(22517014) or issn(22517472) or issn(22518177) or issn(22922598) or issn(23041021) or issn(23043873) or issn(23078316) or issn(23117710) or issn(23130792) or issn(23220007) or issn(23221836) or issn(23224568) or issn(23455004) or issn(23733594) or issn(23940379) or issn(24108561) or issn(24151289) or issn(24553891) or issn(24562610) or issn(25387111) or issn(1165158X) or issn(1743761X) or issn(1920454X) or issn(2041904X) or issn(2073607X) or issn(2077124X) or issn(2077222X) or issn(2160200X) or issn(2219679X) or issn(2227524X) or issn(2251872X) or issn(2322455X))AND (EXCLUDE (EXACTSRCTITLE , "Biomechanics And Modeling In Mechanobiology")) AND (EXCLUDE (EXACTSRCTITLE , "Open Pacing Electrophysiology And Therapy Journal")) AND (EXCLUDE (EXACTSRCTITLE , "Acta Orthopaedica")) AND (EXCLUDE (EXACTSRCTITLE , "Computational Engineering")) AND (EXCLUDE (EXACTSRCTITLE , " International Conference On Computer Aided Optimum Design Of Structures OPTI Proceedings ")) AND (EXCLUDE (EXACTSRCTITLE , "Journal Of Inequalities And Applications"))

Query for Inactive PPJ for Scopus advanced search

(issn(09720871) or issn(09725555) or issn(09734686) or issn(09736077) or issn(10924078) or issn(12056626) or issn(13090720) or issn(13687638) or issn(13698273) or issn(14601419) or issn(15236064) or issn(15288250) or issn(15288277) or issn(15288331) or issn(15288374) or issn(15288382) or issn(15312941) or issn(15312976) or issn(15312984) or issn(15313018) or issn(15320642) or issn(15334880) or issn(15394646) or issn(15402592) or issn(15402614) or issn(15402649) or issn(15402681) or issn(15426149) or issn(15566560) or issn(15577937) or issn(15593916) or issn(15672700) or issn(15822214) or issn(15969886) or issn(16845315) or issn(16878299) or issn(17435242) or issn(17443687) or issn(17457580) or issn(18125387) or issn(18125638) or issn(18401503) or issn(18402291) or issn(18404529) or issn(18740731) or issn(18740766) or issn(18740790) or issn(18740820) or issn(18741142) or issn(18741177) or issn(18741266) or issn(18741436) or issn(18741584) or issn(18741894) or issn(18741967) or issn(18741991) or issn(18742262) or issn(18742416) or issn(18742769) or issn(18742912) or issn(18742971) or issn(18743153) or issn(18743404) or issn(18743471) or issn(18744184) or issn(18744214) or issn(18744443) or issn(18747698) or issn(18748287) or issn(18748384) or issn(18748392) or issn(18748473) or issn(18748481) or issn(18749232) or issn(18749240) or issn(18749402) or issn(18749496) or issn(18750354) or issn(18750370) or issn(18750389) or issn(18750397) or issn(18750435) or issn(18750443) or issn(18751814) or issn(18753981) or issn(18754147) or issn(18759335) or issn(18763251) or issn(18763960) or issn(18763995) or issn(18764010) or issn(18765041) or issn(18765238) or issn(18765246) or issn(18765254) or issn(18765289) or issn(18765297) or issn(18765327) or issn(18765351) or issn(18765386) or issn(18765394) or issn(18768172) or issn(18768180) or issn(18768199) or issn(18768202) or issn(18768210) or issn(18768229) or issn(18768237) or issn(18768253) or issn(18768938) or issn(18768946) or issn(18773818) or issn(18777295) or issn(19185561) or issn(19362625) or issn(19390637) or issn(19394594) or issn(19405901) or issn(19414900) or issn(19448171) or issn(19454570) or issn(19472935) or issn(19481756) or issn(19759320) or issn(19759339) or issn(19763700) or issn(19903839) or issn(19918178) or issn(19921950) or issn(19922248) or issn(19950748)

or issn(19950756) or issn(19950772) or issn(19960808) or issn(19960816) or
 issn(19960875) or issn(20058039) or issn(20069863) or issn(20703910) or issn(20928637)
 or issn(20934009) or issn(21567018) or issn(21579083) or issn(21602026) or
 issn(22501029) or issn(22777466) or issn(23490578) or issn(0733222X) or issn(0972415X)
 or issn(1528834X) or issn(1546900X) or issn(1816157X) or issn(1874155X) or
 issn(1874916X) or issn(1875693X) or issn(1876214X) or issn(1876326X) or issn(1876388X)
 or issn(1876391X) or issn(1876827X) or issn(1991637X) or issn(2010376X) or
 issn(2231525X) or issn(09740260) or issn(13092014) or issn(15426181) or issn(15566579)
 or issn(15969819) or issn(16878302) or issn(17443679) or issn(18125425) or
 issn(18125646) or issn(18742823) or issn(18768245) or issn(19390653) or issn(19414919)
 or issn(19454732) or issn(19472943) or issn(19981066) or issn(19981074) or
 issn(20103778) or issn(21503516) or issn(21567026) or issn(21579091) or issn(22339345)
 or issn(22496084) or issn(22777474) or issn(23193336) or issn(23490896) or
 issn(2233940X) or issn(19498462) or issn(19918755) or issn(11099445) or
 EXACTSRCTITLE ("Open Chemical and Biomedical Methods Journal") OR
 EXACTSRCTITLE ("International Journal of Computational and Mathematical Sciences")
 AND (EXCLUDE (EXACTSRCTITLE , "Biomechanics And Modeling In Mechanobiology"))
 AND (EXCLUDE (EXACTSRCTITLE , "Open Pacing Electrophysiology And Therapy
 Journal")) AND (EXCLUDE (EXACTSRCTITLE , "Acta Orthopaedica")) AND (EXCLUDE
 (EXACTSRCTITLE , "Computational Engineering")) AND (EXCLUDE (EXACTSRCTITLE , "
 International Conference On Computer Aided Optimum Design Of Structures OPTI
 Proceedings ")) AND (EXCLUDE (EXACTSRCTITLE , "Journal Of Inequalities And
 Applications"))

References

- Bagues, M. F., Sylos-Labini, M., & Zinovyeva, N. (2017). A Walk on the Wild Side: 'Predatory' Journals and Information Asymmetries in Scientific Evaluations. IZA Discussion Papers, No. 11041, Institute of Labor Economics (IZA), Bonn.
- Balehegn, M. (2017). Increased publication in predatory journals by developing countries' institutions: What it entails? and what can be done? *International Information and Library Review*, 49(2), 97-100. doi:10.1080/10572317.2016.1278188
- Beall, J. (2009). Bentham Open. *The Charleston Advisor*, 11(1), 29-32.
- Beall, J. (2010). "Predatory" open-access scholarly publishers. *The Charleston Advisor*, 11(4), 10-17.
- Beall, J. (2017). What I learned from predatory publishers. *Biochemia Medica*, 27(2), 273-279.
- Berger, M., & Cirasella, J. (2015). Beyond beall's list: Better understanding predatory publishers. *College and Research Libraries News*, 76(3), 132-135.
- Biagioli, M., Kenney, M., Martin, B. R., & Walsh, J. P. (2019) Academic Misconduct, Misrepresentation and Gaming: A Reassessment. *Research Policy*, 48(2), 401-413.
- Biagioli, M, Lippman, A (eds) (2020). Gaming the Metrics: Misconduct and Manipulation in Academic Research. Cambridge, MA: The MIT Press.
- Bloudoff-Indelicato, M. (2015). Backlash after Frontiers journals added to list of questionable publishers. *Nature*, 526(7575), 613–613. doi:10.1038/526613f.
- Bohannon, J. (2013). Who's afraid of peer review? *Science*, 342(6154), 60-65.
- Colwell, R., Blouw, M., Butler, L., Cozzens, S. E., Feller, I., Gingras, Y., . . . Makarow, M. (2012). Informing Research Choices: Indicators and Judgment. The Expert Panel on Science Performance and Research Funding. Ottawa: Council of Canadian Academics.

Crawford, W. (2014). Ethics and Access 1: The Sad Case of Jeffrey Beall. *Cites & Insights*, 14(4), 1-14.

Dahler-Larsen, P. (2011). *The Evaluation Society*. Stanford: Stanford University Press.

Davis, P. (2009). Open access publisher accepts nonsense manuscript for dollars. Retrieved from The Scholarly Kitchen:

<https://scholarlykitchen.sspnet.org/2009/06/10/nonsense-for-dollars/>

Eriksson, S., & Helgesson, G. (2016). Where to publish and not to publish in bioethics. Retrieved from The Ethics Blog: <https://ethicsblog.crb.uu.se/2016/04/19/where-to-publish-and-not-to-publish-in-bioethics/>.

Eriksson, S., & Helgesson, G. (2017). The false academy: Predatory publishing in science and bioethics. *Medicine, Health Care and Philosophy*, 20(2), 163-170. doi:10.1007/s11019-016-9740-3.

Esposito, J. (2013). Parting Company with Jeffrey Beall. Retrieved from The Scholarly Kitchen: <https://scholarlykitchen.sspnet.org/2013/12/16/parting-company-with-jeffrey-beall/>

Gläser, J., Lange, S., Laudel, G., & Schimank, U. (2010). Informed Authority? The Limited Use of Research Evaluation Systems for Managerial Control in Universities. In R. Whitley, J. Gläser, & L. Engwall, *Reconfiguring Knowledge Production: Changing Authority Relationships in the Sciences and Their Consequences for Intellectual Innovation* (pp. 149-369). Oxford: Oxford University Press.

Guerrero-Bote, V. P., & Moya-Anegón, F. (2012). A further step forward in measuring journals' scientific prestige: The SJR2 indicator. *Journal of Informetrics*, 6(4), 674-688. doi:10.1016/j.joi.2012.07.001.

Harzing, A.-W., & Alakangas, S. (2016). Google Scholar, Scopus and the Web of Science: a longitudinal and cross-disciplinary comparison. *Scientometrics*, 106(2), 787-804. doi:10.1007/s11192-015-1798-9.

Ibba, S., Pani, F. E., Stockton, J. G., Barabino, G., Marchesi, M., & Tigano, D. (2017). Incidence of predatory journals in computer science literature. *Library Review*, 66(6-7), 505-522. doi:10.1108/LR-12-2016-0108.

Leydesdorff, L., Wouters, P., & Bornmann, L. (2016). Professional and citizen bibliometrics: complementarities and ambivalences in the development and use of indicators—a state-of-the-art report. *Scientometrics*, 109(3), 2129-2150. doi:10.1007/s11192-016-2150-8.

Lin, S. & Zhan, L. (2014). Trash journals in China. *Learned Publishing*, 27(2), 145–154. doi:10.1087/20140208.

Machacek, V., & Srholec, M. (2017). Predatory journals in Scopus. Project report. Available at: http://idea-en.cerge-ei.cz/files/IDEA_Study_2_2017_Predatory_journals_in_Scopus/mobile/index.html#p=3

Machacek, V., & Srholec, M. (2019). Predatory publications in Scopus: Evidence on cross-country differences.

Moed, H. F., Bar-Ilan, J., & Halevi, G. (2016). A new methodology for comparing Google Scholar and Scopus. *Journal of Informetrics*, 10(2), 533-551. doi:10.1016/j.joi.2016.04.017.

Moed, H. F., Markusova, V., & Akoev, M. (2018). Trends in Russian research output indexed in Scopus and Web of Science. *Scientometrics*, 116(2), 1153-1180. doi:10.1007/s11192-018-2769-8.

Mongeon, P., & Paul-Hus, A. (2016). The journal coverage of Web of Science and Scopus: a comparative analysis. *Scientometrics*, 106(1), 213-218. doi:10.1007/s11192-015-1765-5.

Önder, Ç., & Erdil, S. E. (2017). Opportunities and opportunism: Publication outlet selection under pressure to increase research productivity. *Research Evaluation*, 26(2), 66-77. doi:10.1093/reseval/rvx006.

Rijcke de, S., Wouters, P. F., Rushforth, A. D., Franssen, T. P., & Hammarfelt, B. (2016). Evaluation practices and effects of indicator use—a literature review. *Research Evaluation*, 25(2), 161-169. doi:10.1093/reseval/rvv038.

Roland, M.-C. (2007). Publish and perish. Hedging and fraud in scientific discourse. *EMBO Reports*, 8(5), 424-428. doi:10.1038/sj.embor.7400964.

Savina, T., & Sterligov, I. (2016). Potentially Predatory Journals in Scopus: Descriptive Statistics and Country-level Dynamics [NWB'2016 presentation slides]. 21st Nordic Workshop on Bibliometrics and Research Policy. doi:10.6084/m9.figshare.4249394.v1.

Shamseer, L., Moher, D., Maduekwe, O., Turner, L., Barbour, V., Burch, R., . . . Shea, B. J. (2017). Potential predatory and legitimate biomedical journals: Can you tell the difference? A cross-sectional comparison. *BMC Medicine*, 15, 28. doi:10.1186/s12916-017-0785-9.

Shen, C., & Björk, B.-C. (2015). "Predatory" open access: a longitudinal study of article volumes and market characteristics. *BMC Medicine*, 13, 230. doi:10.1186/s12916-015-0469-2.

Steele, C., Butler, L., & Kingsley, D. (2006). The publishing imperative: the pervasive influence of publication metrics. *Learned Publishing*, 19(4), 277-290. doi:10.1087/095315106778690751.

Sterligov, I., & Savina, T. (2016). Riding with the Metric Tide: 'Predatory' Journals in Scopus. *Higher Education in Russia and Beyond*, 1(7), 9-12.

Waltman, L. (2016). A review of the literature on citation impact indicators. *Journal of Informetrics*, 10(2), 365–391. doi:10.1016/j.joi.2016.02.007.

Waltman, L., van Eck, N. J., van Leeuwen, T. N., & Visser, M. S. (2013). Some modifications to the SNIP journal impact indicator. *Journal of Informetrics*, 7(2), 272-285. doi:10.1016/j.joi.2012.11.011.

Weingart, P. (2005). Impact of bibliometrics upon the science system: Inadvertent consequences? *Scientometrics*, 62(1), 117-131. doi:10.1007/s11192-005-0007-7.

Wilsdon, J., Allen, L., Belfiore, E., Campbell, P., Curry, S., Hill, S., . . . Johnson, B. (2015). The Metric Tide: Report of the Independent Review of the Role of Metrics in Research Assessment and Management. doi: 10.13140/RG.2.1.4929.1363.

Wouters, P., Thelwall, M., Kousha, K., Waltman, L., Rijcke de, S., Rushforth, A., & Franssen, T. (2015). The Metric Tide: Literature Review (Supplementary Report I to the Independent Review of the Role of Metrics in Research Assessment and Management). HEFCE. doi:10.13140/RG.2.1.5066.3520.

Xia, J., Harmon, J. L., Connolly, K. G., Donnelly, R. M., Anderson, M. R., & Howard, H. A. (2015). Who publishes in "predatory" journals? *Journal of American Society for Information Science and Technology*, 66(7), 1406-1417. doi:10.1002/asi.23265.

Xia, J., Li, Y., & Situ, P. (2017). An Overview of Predatory Journal Publishing in Asia. *Journal of East Asian Libraries*, 2017(165), 4. Available at: <https://scholarsarchive.byu.edu/jeal/vol2017/iss165/4>.