

Verification of Nonblockingness in Bounded Petri Nets With Minimax Basis Reachability Graphs

Chao Gu, *Student Member, IEEE* Ziyue Ma, *Member, IEEE* Zhiwu Li, *Fellow, IEEE* and Alessandro Giua, *Fellow, IEEE*

This work has been submitted to the IEEE for possible publication. Copyright may be transferred without notice, after which this version may no longer be accessible.

Abstract—This paper proposes a semi-structural approach to verify the *nonblockingness* of a Petri net. We construct a structure, called *minimax basis reachability graph* (minimax-BRG): it provides an abstract description of the reachability set of a net while preserving all information needed to test if the net is *blocking*. We prove that a bounded deadlock-free Petri net is *nonblocking* if and only if its minimax-BRG is *unobstructed*, which can be verified by solving a set of integer constraints and then examining the minimax-BRG. For Petri nets that are not deadlock-free, one needs to determine the set of deadlock markings. This can be done with an approach based on the computation of *maximal implicit firing sequences* enabled by the markings in the minimax-BRG. The approach we developed does not require the construction of the reachability graph and has wide applicability.

Index Terms—Petri net, basis reachability graph, nonblockingness.

I. INTRODUCTION

As discrete event models, Petri nets are commonly used in the framework of *supervisory control theory* (SCT) [4], [18], [22], [28]. From the point of view of computational efficiency, Petri nets have several advantages over simpler models such as automata [6], [22], [23]: since states in Petri nets are not explicitly represented in the model in many cases, and structural analysis and linear algebraic approaches can be used without exhaustively enumerating the state space of a system.

A suite of supervisory control approaches in discrete event systems focuses on an essential property, namely *nonblockingness* [7], [24]. As defined in [24], nonblockingness is a

property prescribing that all reachable states should be *co-reachable* to a set of *final states* representing the completions of pre-specified tasks. Consequently, to verify and ensure the nonblockingness of a system is a problem of primary importance in many applications and should be addressed with state-of-the-art techniques.

The nonblockingness verification (NB-V) problem in automata can be solved in a relatively straightforward manner. The authors in [16] address several sufficient conditions for nonblockingness; however, they are not very suitable for systems that contain complex feedback paths. In [13], [14], a method called *hierarchical interface-based supervisory control*, which consists in breaking up a plant into two subsystems and restricting the interaction between them, is developed to verify if a system is nonblocking. Based on the *state tree structure*, [19] studies an efficient algorithm for nonblocking supervisory control design in reasonable time and memory cost. To mitigate the *state explosion* problem, in the framework of *compositional verification* an abstraction approach is proposed in [21] to verify discrete event systems modelled by extended finite-state machines (EFSMs) and such verification approach is typically designed for large models consisting of several EFSMs that interact both via shared events and variables. Based on the automaton *abstraction* technique, the work in [25] presents an *aggregative synthesis approach* to obtain nonblocking supervisors in a distributed way.

Using Petri net models, the works in [6], [7] study NB-V and enforcement from the aspect of *Petri net languages*; however, these methods rely on the construction and analysis of the *reachability graph*, which is practically inefficient. A different approach based on the *theory of regions* [27] was used in [5] to design a maximally permissive controller ensuring the nonblockingness of a system; however, it still requires an exhaustive enumeration of the state space. For a class of Petri nets called *G-systems*, [30] reports a deadlock prevention policy that can usually lead to a nonblocking supervisor with high computational efficiency but cannot guarantee maximally permissive behavior. A nonblocking and maximally permissive supervisor with a distributed architecture is designed in [12] and modelled by a class of Petri nets namely BS^4R .

As is known, the difficulty of enforcing nonblockingness lies in the fact that the optimal nonblocking supervisory control problem is *NP-hard* [9]. Moreover, the problem of efficiently verifying nonblockingness of a Petri net without

This work is partially supported by the National Key R&D Program of China under Grant 2018YFB1700104, the National Natural Science Foundation of China under Grants 61873342 and 61472295, the Shaanxi Provincial Natural Science Foundation under Grant No. 2019JQ-022, the Fundamental Research Funds for the Central Universities under Grant JB190407, the Science and Technology Development Fund, MSAR, under Grant No. 0012/2019/A1, and the Fund of China Scholarship Council under Grant No. 201806960056 (*Corresponding author: Zhiwu Li*).

C. Gu is with the School of Electro-Mechanical Engineering, Xidian University, Xi'an 710071, China, and also with DIEE, University of Cagliari, Cagliari 09124, Italy cgu1992@stu.xidian.edu.cn

Z. Ma is with the School of Electro-Mechanical Engineering, Xidian University, Xi'an 710071, China mazyue@xidian.edu.cn

Z. Li is with the School of Electro-Mechanical Engineering, Xidian University, Xi'an 710071, China, and also with the Institute of Systems Engineering, Macau University of Science and Technology, Macau zhwli@xidian.edu.cn

A. Giua is with DIEE, University of Cagliari, Cagliari 09124, Italy giua@unica.it

constructing its reachability graph remains open to date. By this motivation, in this paper, we aim to develop a method to cope with the NB-V problem in Petri nets.

A state-space abstraction technique in Petri nets, called *basis reachability graph (BRG)* approaches, was recently proposed in [2], [3]. In these approaches, only a subset of the reachable markings, called *basis markings*, are enumerated. This method can be used to solve *marking reachability* [20], *diagnosis* [2], [3] and *opacity* problems [26] efficiently. Thanks to the BRG, the state explosion problem can be mitigated and the related control problems can be solved efficiently. The BRG-based methods are *semi-structural* since only basis markings are explicitly enumerated in the BRG while all other reachable markings are abstracted by linear algebraic equations.

On the other hand, in our previous work [10] we show that the standard BRG cannot be directly used to solve the NB-V problem due to the possible presence of *livelocks* and *deadlocks*. In particular, livelocks describe an undesirable non-dead repetitive behavior such that the system is bound to evolve along a particular subset of its reachability space. Thus, a Petri net is blocking if a livelock that contains no final markings is reachable. However, the set of markings that form a livelock is usually hard to characterize and is not encoded in the classical BRG of the system. As a countermeasure, preliminary results are presented in [10] to show how it is possible to tailor the BRG to detect livelocks. In more detail, a structure named the *expanded BRG* is proposed, which expands the BRG so that all markings in $R(N, M_0)$ reached by firing a sequence of transitions ending with an explicit transition are included. The set of markings in an expanded BRG is denoted as the *expanded basis marking set* $\mathcal{M}_{\mathcal{B}_E}$. However, this approach presents two major drawbacks. First, it only applies to deadlock-free nets, which is an undesirable restriction considering that dead non-final markings are one of the causes of blockingness. Second, while the expanded BRG can abstract part of the reachability set, its size can still be very large and its practical efficiency needs to be improved.

When a system is not deadlock-free, a dead marking in the state space characterizes a condition from which the system cannot further advance [15]. If there exists a dead marking that is not final (we call such a state a *non-final deadlock*), the system is blocking.

Inspired by the classical BRG-based methodology, in this paper, we develop a semi-structural approach to tackle the NB-V problem. The contribution consists of three aspects:

- We propose a structure called *minimax basis reachability graph* (minimax-BRG). In minimax-BRGs, only part of the state space, namely *minimax basis markings*, is encoded and all other markings can be characterized as the integer solutions of a linear constraint set.
- Owing to properties of the minimax-BRG, when a bounded Petri net is known to be deadlock-free, we prove that it is nonblocking if and only if its minimax-BRG consists of all nonblocking nodes (such a minimax-BRG is said to be *unobstructed*), which can be verified by solving a set of integer constraints and then examining the minimax-BRG.

- We generalize the results to arbitrary bounded Petri nets (not necessarily be deadlock-free) and propose a necessary and sufficient condition for NB-V. Numerical results demonstrate the proposed approach.

The rest of the paper is organized as follows. Some basic concepts and formalisms used in the paper are recalled in Section II. Section III dissects the NB-V problem. Section IV introduces the minimax-BRG. Section V investigates how minimax-BRGs can be applied to solving the NB-V problem. Numerical analyses are given in Section VI, while discussions are reported in Section VII. Conclusions and future work are given in Section VIII.

II. PRELIMINARIES

A. Automata and Petri nets

An automaton [29] is a five-tuple $A = (X, \Sigma, \eta, x_0, X_m)$, where X is a set of *states*, Σ is an alphabet of *events*, $\eta : X \times \Sigma \rightarrow X$ is a *state transition function*, $x_0 \in X$ is an *initial state* and $X_m \subseteq X$ is a set of *final states* (also called *marker states* in [24]). η can be extended to a function $\eta : X \times \Sigma^* \rightarrow X$.

A state $x \in X$ is *reachable* if $x = \eta(x_0, s)$ for some $s \in \Sigma^*$; it is *co-reachable* if there exists $s' \in \Sigma^*$ such that $\eta(x, s') \in X_m$. An automaton is said to be *nonblocking* if every reachable state is co-reachable.

A Petri net [23] is a four-tuple $N = (P, T, Pre, Post)$, where P is a set of m *places* (graphically represented by circles) and T is a set of n *transitions* (graphically represented by bars). $Pre : P \times T \rightarrow \mathbb{N}$ and $Post : P \times T \rightarrow \mathbb{N}$ ($\mathbb{N} = \{0, 1, 2, \dots\}$) are the *pre-* and *post- incidence functions* that specify the *arcs* directed from places to transitions, and vice versa in the net, respectively. The *incidence matrix* of N is defined by $C = Post - Pre$. A Petri net is *acyclic* if there are no directed cycles in its underlying digraph.

Given a Petri net $N = (P, T, Pre, Post)$ and a set of transitions $T_x \subseteq T$, the T_x -*induced sub-net* of N is a net resulting by removing all transitions in $T \setminus T_x$ and corresponding arcs from N , denoted as $N_x = (P, T_x, Pre_x, Post_x)$ where $T_x \subseteq T$ and Pre_x ($Post_x$) is the restriction of Pre ($Post$) to P and T_x . The incidence matrix of N_x is denoted by $C_x = Post_x - Pre_x$.

A *marking* M of a Petri net N is a mapping: $P \rightarrow \mathbb{N}$ that assigns to each place of a Petri net a non-negative integer number of *tokens*. The number of tokens in a place p at a marking M is denoted by $M(p)$. A Petri net N with an initial marking M_0 is called a *marked net*, denoted by $\langle N, M_0 \rangle$.

For a place $p \in P$, the *set of its input transitions* is defined by $\bullet p = \{t \in T \mid Post(p, t) > 0\}$ and the *set of its output transitions* is defined by $p \bullet = \{t \in T \mid Pre(p, t) > 0\}$. The notions for $\bullet t$ and $t \bullet$ are analogously defined.

A transition $t \in T$ is *enabled* at a marking M if $M \geq Pre(\cdot, t)$ ¹, denoted by $M[t]$. If t is enabled at M , the *firing* of t yields marking $M' = M + C(\cdot, t)$, which is denoted as $M[t]M'$. A marking M is *dead* if for all $t \in T$, $M \not\geq Pre(\cdot, t)$.

¹We use $A(\cdot, x)$ ($A(x, \cdot)$) to denote the column (row) vector corresponding to the element x in matrix A .

Marking M' is *reachable* from M_1 if there exist a sequence of transitions $\sigma = t_1 t_2 \cdots t_n$ and markings M_2, \dots, M_n such that $M_1[t_1]M_2[t_2] \cdots M_n[t_n]M'$ holds. When $\sigma = \epsilon$, where ϵ denotes the empty sequence, then it holds that $M[\sigma]M$. We denote by T^* the set of all finite sequences of transitions over T . Given a transition sequence $\sigma \in T^*$, $\varphi : T^* \rightarrow \mathbb{N}^n$ is a function that associates to σ a vector $\mathbf{y} = \varphi(\sigma) \in \mathbb{N}^n$, called the *firing vector* of σ , i.e., $\mathbf{y}(t) = k$ if transition $t \in T$ appears k times in σ . In particular, it holds that $\varphi(\epsilon) = \mathbf{0}$. Let $\varphi^{-1} : \mathbb{N}^n \rightarrow T^*$ be the inverse function of φ , namely for $\mathbf{y} \in \mathbb{N}^n$, $\varphi^{-1}(\mathbf{y}) := \{\sigma \in T^* \mid \varphi(\sigma) = \mathbf{y}\}$.

The set of markings reachable from M_0 is called the *reachability set* of $\langle N, M_0 \rangle$, denoted by $R(N, M_0)$. A marked net $\langle N, M_0 \rangle$ is said to be *bounded* if there exists an integer $k \in \mathbb{N}$ such that for all $M \in R(N, M_0)$ and for all $p \in P$, $M(p) \leq k$ holds.

Proposition 1: [3], [23] Given a marked net $\langle N, M_0 \rangle$ where N is acyclic, $M \in R(N, M_0)$, $M' \in R(N, M_0)$ and a firing vector $\mathbf{y} \in \mathbb{N}^n$, the following holds:

$$M' = M + C \cdot \mathbf{y} \geq \mathbf{0} \Leftrightarrow (\exists \sigma \in \varphi^{-1}(\mathbf{y})) M[\sigma]M'. \quad \square$$

Proposition 1 shows that in acyclic nets, reachability can be characterized (necessary and sufficient condition) in simpler algebraic terms.

Let $G = (N, M_0, \mathcal{M}_{\mathcal{F}})$ denote a *plant* consisting of a marked net and a finite set of final markings $\mathcal{M}_{\mathcal{F}} \subseteq R(N, M_0)$. Normally, set $\mathcal{M}_{\mathcal{F}}$ can be given by explicitly listing all its elements. As more general forms, set $\mathcal{M}_{\mathcal{F}}$ can be characterized by linear constraints, e.g., *generalized mutual exclusion constraints* (GMECs) [8]. A GMEC is a pair (\mathbf{w}, k) , where $\mathbf{w} \in \mathbb{Z}^m$ and $k \in \mathbb{Z}$ (\mathbb{Z} is the set of integers), that defines a set of markings $\mathcal{L}_{(\mathbf{w}, k)} = \{M \in \mathbb{N}^m \mid \mathbf{w}^T \cdot M \leq k\}$. Hereinafter, we adopt the GMEC-based representation to characterize $\mathcal{M}_{\mathcal{F}}$ in G , i.e., let $\mathcal{M}_{\mathcal{F}} = \mathcal{L}_{(\mathbf{w}, k)}$.

Definition 1: A marking $M \in R(N, M_0)$ of a plant $G = (N, M_0, \mathcal{M}_{\mathcal{F}})$ is said to be *blocking* if no final marking is reachable from it, i.e., $R(N, M) \cap \mathcal{M}_{\mathcal{F}} = \emptyset$; otherwise M is said to be *nonblocking*. System G is *nonblocking* if no reachable marking is blocking; otherwise G is *blocking*. \square

B. Basis Reachability Graph (BRG) [2], [3], [20]

Definition 2: Given a Petri net $N = (P, T, Pre, Post)$, transition set T can be partitioned into $T = T_E \cup T_I$, where the disjoint sets T_E and T_I are called the *explicit* transition set and the *implicit* transition set, respectively. A pair $\pi = (T_E, T_I)$ is called a *basis partition* of T if the T_I -induced sub-net of N is acyclic. We denote $|T_E| = n_E$ and $|T_I| = n_I$. Let C_I be the incidence matrix of the T_I -induced sub-net of N . \square

Note that in a BRG with respect to a basis partition (T_E, T_I) , the firing information of explicit transitions in T_E is explicitly encoded in the BRG, while the firing information of implicit transitions in T_I is abstracted as firing vectors. Note that the selection of T_E and T_I does not related to the physical meaning of the transitions: the only restriction is that the T_I -induced sub-net is acyclic.

Definition 3: Given a Petri net $N = (P, T, Pre, Post)$, a basis partition $\pi = (T_E, T_I)$, a marking M , and a transition $t \in T_E$, we define

$$\Sigma(M, t) = \{\sigma \in T_I^* \mid M[\sigma]M', M' \geq Pre(\cdot, t)\}$$

as the set of *explanations* of t at M , and we define

$$Y(M, t) = \{\varphi(\sigma) \in \mathbb{N}^{n_I} \mid \sigma \in \Sigma(M, t)\}$$

as the set of *explanation vectors*; meanwhile we define

$$\Sigma_{\min}(M, t) = \{\sigma \in \Sigma(M, t) \mid \nexists \sigma' \in \Sigma(M, t) : \varphi(\sigma') \leq \varphi(\sigma)\}$$

as the set of *minimal explanations* of t at M , and we define

$$Y_{\min}(M, t) = \{\varphi(\sigma) \in \mathbb{N}^{n_I} \mid \sigma \in \Sigma_{\min}(M, t)\}$$

as the corresponding set of *minimal explanation vectors*. \square

Definition 4: Given a marked net (N, M_0) and a basis partition $\pi = (T_E, T_I)$, its *basis marking set* $\mathcal{M}_{\mathcal{B}}$ is the smallest subset of reachable markings such that:

- $M_0 \in \mathcal{M}_{\mathcal{B}}$;
- If $M \in \mathcal{M}_{\mathcal{B}}$, then for all $t \in T_E$, for all $\mathbf{y} \in Y_{\min}(M, t)$, $M' = M + C_I \cdot \mathbf{y} + C(\cdot, t) \Rightarrow M' \in \mathcal{M}_{\mathcal{B}}$. \square

A marking M in $\mathcal{M}_{\mathcal{B}}$ is called a *basis marking* of (N, M_0) with respect to $\pi = (T_E, T_I)$.

Definition 5: Given a bounded marked net $\langle N, M_0 \rangle$ and a basis partition $\pi = (T_E, T_I)$, its *basis reachability graph* is a deterministic finite state automaton $\mathcal{B} = (\mathcal{M}_{\mathcal{B}}, \text{Tr}, \Delta, M_0)$, where the state set $\mathcal{M}_{\mathcal{B}}$ is the set of basis markings, the event set Tr is the finite set of pairs $(t, \mathbf{y}) \in T_E \times \mathbb{N}^{n_I}$, the transition relation $\Delta = \{(M_1, (t, \mathbf{y}), M_2) \mid t \in T_E, \mathbf{y} \in Y_{\min}(M_1, t), M_2 = M_1 + C_I \cdot \mathbf{y} + C(\cdot, t)\}$ and the initial state is the initial marking M_0 . \square

We extend in the usual way the definition of transition relation to consider a sequence of pairs $\sigma \in \text{Tr}^*$ and write $(M_1, \sigma, M_2) \in \Delta$ to denote that from M_1 sequence σ yields M_2 .

Definition 6: Given a marked net $\langle N, M_0 \rangle$, a basis partition $\pi = (T_E, T_I)$, and a basis marking $M_b \in \mathcal{M}_{\mathcal{B}}$, we define $R_I(M_b) = \{M \in \mathbb{N}^m \mid (\exists \sigma \in T_I^*) M_b[\sigma]M\}$ as the *implicit reach* of M_b . \square

The implicit reach of a basis marking M_b is the set of all markings that can be reached from M_b by firing only implicit transitions. Since the T_I -induced sub-net is acyclic, by Proposition 1, it holds that:

$$R_I(M_b) = \{M \in \mathbb{N}^m \mid (\exists \mathbf{y}_I \in \mathbb{N}^{n_I}) M = M_b + C_I \cdot \mathbf{y}_I\}.$$

III. BRG AND NONBLOCKINGNESS VERIFICATION

To efficiently solve the NB-V problem in Petri nets without constructing the reachability graph, we attempted to use the BRG-based approach in [10]. However, as observed in [10], the classical BRG does not necessarily encode all information needed to test nonblockingness. To help clarify, an example is provided in the following.

Example 1: Consider a parameterized plant $G = (N, M_0, \mathcal{M}_{\mathcal{F}})$ in Fig. 1 with $M_0 = [2 \ 0 \ 1]^T$ and $\mathcal{M}_{\mathcal{F}} = \{M_0\}$. In this net, $Pre(p_2, t_3) = \alpha$ is set to be a parameter ($\alpha \in \mathbb{N}$). Assuming that $T_E = \{t_2\}$, the BRG of this net (regardless of the value of α) is also shown in the same figure, where $M_{b_0} = M_0$ and $Y_{\min}(M_{b_0}, t_2) = \{\mathbf{y}_1\}$. It can be computed that $\mathbf{y}_1 = [1 \ 0]^T$, which implies that the firing of sequence $\sigma = t_1$ is the prerequisite (the minimal one) of the firing of explicit transition t_2 at marking M_{b_0} . The reachability graphs for $\alpha = 1$ and $\alpha = 2$ are shown in Fig. 2.

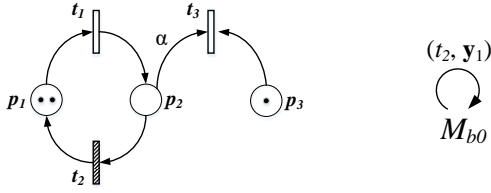


Figure 1: A parameterized plant G with $T_E = \{t_2\}$ marked with shadow (left) and its BRG \mathcal{B} (right).

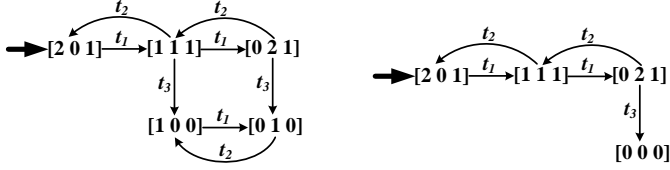


Figure 2: Reachability graph of G in Fig. 1 with $\alpha = 1$ (left) and $\alpha = 2$ (right).

By inspection of the two reachability graphs, one can verify that G is deadlock-free if $\alpha = 1$ and not deadlock-free if $\alpha = 2$. When $\alpha = 1$ G is blocking due to the livelock composed by two markings $[1\ 0\ 0]^T$ and $[0\ 1\ 0]^T$. When $\alpha = 2$ G is also blocking because of the non-final deadlock $[0\ 0\ 0]^T$. However, these blocking conditions are not captured in the BRG which, in both cases, consists of a unique node $M_{b0} = M_0$ which is also final. \square

Example 1 shows that when all basis markings in the BRG are nonblocking, this does not necessarily imply that all reachable markings in the corresponding plant are nonblocking. Specifically, as we mentioned in Section I, two types of blocking markings should be analyzed, i.e., those are dead but non-final, and those are included in livelocks (ergodic strongly-connected components of the reachability graph containing non-final non-dead markings).

Notice that when tackling the NB-V problem by using the basis marking approach, there may exist some (i) dead and non-final markings, and/or (ii) livelock markings that are not basis. Since such markings do not belong to set \mathcal{M}_B , they are not shown in the corresponding BRG. Therefore, the classical structure of BRGs needs to be revised to encode additional information for checking nonblockingness. To this end, in the following, we propose a structure namely minimax-BRG and show how it can be leveraged on solving the NB-V problem.

IV. MINIMAX BASIS MARKINGS AND MINIMAX-BRGs

A. Minimax Basis Markings

To define the minimax-BRG, we first introduce the set of *minimax basis markings*. As two prerequisite concepts, we define *maximal explanations* and *maximal explanation vectors* as follows.

Definition 7: Given a Petri net $N = (P, T, Pre, Post)$, a basis partition $\pi = (T_E, T_I)$, a marking M , and a transition $t \in T_E$, we define

$\Sigma_{\max}(M, t) = \{\sigma \in \Sigma(M, t) \mid \nexists \sigma' \in \Sigma(M, t) : \varphi(\sigma') \succeq \varphi(\sigma)\}$
as the set of maximal explanations of t at M , and

$Y_{\max}(M, t) = \{\varphi(\sigma) \in \mathbb{N}^{n_I} \mid \sigma \in \Sigma_{\max}(M, t)\}$

as the corresponding set of maximal explanation vectors. \square

From the standpoint of *partial order set* (poset), the set of maximal explanation vectors $Y_{\max}(M, t)$ is the set of *maximal elements* in the corresponding poset $Y(M, t)$. Note that, as is the case for the set of minimal explanation vectors $Y_{\min}(M, t)$ [2], [3], [20], $Y_{\max}(M, t)$ may not be a singleton. In fact, there may exist multiple maximal firing sequences $\sigma_I \in T_I^*$ that enable an explicit transition t . Next, we define *minimax basis markings* in an iterative way as follows.

Definition 8: Given a marked net $\langle N, M_0 \rangle$ with a basis partition $\pi = (T_E, T_I)$, its minimax basis marking set $\mathcal{M}_{B, \mathcal{M}}$ is recursively defined as follows

- $M_0 \in \mathcal{M}_{B, \mathcal{M}}$;
- $M \in \mathcal{M}_{B, \mathcal{M}}$, $t \in T_E$, $\mathbf{y} \in Y_{\min}(M, t) \cup Y_{\max}(M, t)$,
 $M' = M + C_I \cdot \mathbf{y} + C(\cdot, t) \Rightarrow M' \in \mathcal{M}_{B, \mathcal{M}}$.

A marking in $\mathcal{M}_{B, \mathcal{M}}$ is called a *minimax basis marking* of the marked net with $\pi = (T_E, T_I)$. \square

In practice, the set of minimax basis markings is a smaller subset of reachable markings that contains the initial marking and is closed by reachability through a sequence that contains an explicit transition and one of its maximal or minimal explanations. Meanwhile, note that for a bounded marked net, $\mathcal{M}_B \subseteq \mathcal{M}_{B, \mathcal{M}}$ holds. To compute $Y_{\min}(M, t)$, one may refer to Algorithm 1 in [20]. We introduce in Algorithm 1 how to calculate $Y_{\max}(M, t)$ for a given marking M and an explicit transition t . The basic idea is first to iteratively enumerate all explanation vectors in $Y(M, t)$ (not necessarily stored), and then collect the set of maximal elements in $Y(M, t)$.

The computation as to $Y(M, t)$ is presented through lines 1–16. To put it simply, as a *breadth-first-search* technique, all possible firing vectors $\mathbf{y} \in \mathbb{N}^{n_I}$ such that $\sigma \in \varphi^{-1}(\mathbf{y})$ is an explanation of t at M (i.e., $M[\sigma]M'[t]$) are iteratively searched and enumerated. A detailed description is shown as follows.

Initially, at line 1, the row $A = (M - Pre(\cdot, t))^T$ is either nonnegative or contains at least a negative element. The former implies that t is sufficiently enabled at M (thus $\mathbf{0}_{n_I} \in Y(M, t)$). The latter suggests that the number of tokens in the corresponding place(s) as to M is insufficient. Then, at line 2, we call a subroutine that consists of lines 2–12 in Algorithm 1 of [20] to process the matrix Γ . Precisely, this procedure enumerates part of the explanation vectors (not all) by iteratively updating Γ , i.e., adding some considered rows in $[C_I^T \mid I_{n_I \times n_I}]$ to rows in $[A \mid B]$ that contain negative elements to neutralize them eventually. The physical interpretation of this manipulation is to test whether the firing of an implicit transition $t_{i^*} \in T_I$ (t_{i^*} corresponds to the i^* th row of the matrix C_I^T) at marking M can replenish the corresponding token counts in $M(p)$ such that $M'(p) - Pre(p, t) \geq \mathbf{0}$ where $M[t_{i^*}]M'$. As a result, if $Y(M, t) \neq \emptyset$, the sub-matrix $[A \mid B]$ contains all nonnegative rows and the corresponding explanation vectors are stored individually in the form of row vectors in sub-matrix B .

To complete $Y(M, t)$, analogously, from lines 6–12, we add each of the rows in $[C_I^T \mid I_{n_I \times n_I}]$ to rows in $[A \mid B]$ in the updated Γ . If the obtained new row, e.g., $R = [C_I^T(i^*, \cdot) + A(j^*, \cdot) \mid I_{n_I \times n_I}(i^*, \cdot) + B(j^*, \cdot)]$, is nonnegative and does

Algorithm 1 Calculation of $Y_{\max}(M, t)$

Input: A marked net $\langle N, M_0 \rangle$, a basis partition $\pi = (T_E, T_I)$, a marking $M \in R(N, M_0)$, and $t \in T_E$
Output: $Y_{\max}(M, t)$

- 1: $\Gamma := \left[\begin{array}{c|c} C_I^T & I_{n_I \times n_I} \\ \hline A & B \end{array} \right]$ where $A := (M - \text{Pre}(\cdot, t))^T$ and $B := \mathbf{0}_{n_I}^T$;
- 2: Subroutine: update Γ through lines 2–12 in Algorithm 1 of [20];
- 3: $\alpha := \text{row_size}(\Gamma)$, $\alpha_{\text{old}} := 0$, and $\alpha'_{\text{old}} := n_I$;
- 4: **while** $\alpha_{\text{old}} - \alpha \neq 0$ **do**
- 5: $\alpha_{\text{old}} := \alpha$;
- 6: **for** $k = 1 : n_I$, **do**
- 7: **for** $l = (\alpha'_{\text{old}} + 1) : \alpha_{\text{old}}$, **do**
- 8: $R := [\Gamma(l, \cdot) + \Gamma(k, \cdot)]$;
- 9: **if** $R \geq \mathbf{0}$ and $\nexists \Gamma(i, \cdot) = R$ where $i \in \{(n_I + 1), \dots, \alpha_{\text{old}}\}$, **then**
- 10: $\Gamma_{\text{new}} := \left[\begin{array}{c} \Gamma \\ \hline R \end{array} \right]$;
- 11: **end if**
- 12: **end for**
- 13: **end for**
- 14: $\alpha := \text{row_size}(\Gamma_{\text{new}})$, $\alpha'_{\text{old}} := \alpha_{\text{old}}$, and $\Gamma := \Gamma_{\text{new}}$;
- 15: **end while**
- 16: Let $Y(M, t)$ be the set of row vectors in the updated sub-matrix $B = \Gamma((n_I + 1) : \alpha, (m + 1) : (m + n_I))$;
- 17: Let $Y_{\max}(M, t)$ be the set of maximal elements in $Y(M, t)$.

not equal to any of the rows in $[A \mid B]$, it is then recorded in $[A \mid B]$ as a new extended row and matrix Γ will be updated. This act implies that $M + C_I \cdot (I_{n_I \times n_I}(i^*, \cdot) + B(j^*, \cdot))^T - \text{Pre}(\cdot, t) \geq \mathbf{0}$. Thus, it is deduced that the vector $(I_{n_I \times n_I}(i^*, \cdot) + B(j^*, \cdot))^T$ is another explanation vector of t at M and it will be recorded in the sub-matrix B .

Iteratively, represented in the sub-matrix B of the updated matrix Γ_{new} , all explanations of M at t can be collected. The computation of $Y(M, t)$ ends when the sub-matrix $[A \mid B]$ of Γ_{new} reaches a fixed point. Note that due to the boundness of the net and the acyclicity of the T_I -induced sub-net, Algorithm 1 will not run endlessly, since $Y(M, t)$ is not infinite. Finally, at line 17, the set of maximal explanations is obtained by collecting all the maximal rows in $Y(M, t)$.

Remark 1: We analyze the complexity of Algorithm 1. The complexity of the *while* loop (lines 3–14) can be estimated as follows. we have $|Y(M, t)|$ iterations from lines 3, 6 and 8 (determine if R is unique) and n_I iterations from lines 5. Thus, the worst-case time complexity of this loop is $\mathcal{O}(|Y(M, t)|^3 n_I)$. On the other hand, the complexity of line 17 is less than the above-mentioned loop. Thus, the overall complexity is cubic in $|Y(M, t)|$. \square

B. Minimax Basis Reachability Graph

Definition 9: Given a bounded marked net $\langle N, M_0 \rangle$ and a basis partition $\pi = (T_E, T_I)$, its minimax-BRG is a deterministic finite state automaton $\mathcal{B}_{\mathcal{M}} = (\mathcal{M}_{\mathcal{B}_{\mathcal{M}}}, \text{Tr}_{\mathcal{M}}, \Delta_{\mathcal{M}}, M_0)$,

where $\mathcal{M}_{\mathcal{B}_{\mathcal{M}}}$ is the set of minimax basis markings, $\text{Tr}_{\mathcal{M}}$ is a finite set of pairs $(t, \mathbf{y}) \in T_E \times \mathbb{N}^{n_I}$, $\Delta_{\mathcal{M}}$ is the transition relation $\{(M_1, (t, \mathbf{y}), M_2) \mid t \in T_E; \mathbf{y} \in (Y_{\min}(M_1, t) \cup Y_{\max}(M_1, t)), M_2 = M_1 + C_I \cdot \mathbf{y} + C(\cdot, t)\}$ and M_0 is the initial marking. \square

We extend the definition of transition relation $\Delta_{\mathcal{M}}$ for sequences of pairs $\sigma^+ = (t_1, \mathbf{y}_1), (t_2, \mathbf{y}_2), \dots, (t_k, \mathbf{y}_k) \in \text{Tr}_{\mathcal{M}}^*$ and write $(M_1, \sigma^+, M_2) \in \Delta_{\mathcal{M}}$ to denote that from M_1 sequence σ^+ yields M_2 in $\mathcal{B}_{\mathcal{M}}$.

According to Definitions 8 and 9, to build a minimax-BRG, one may refer to the construction procedure of a BRG (e.g., see Algorithm 2 in [20]). The difference is that the construction of minimax-BRGs requires taking both minimal and maximal explanation vectors into consideration. We briefly explain the construction procedure as follows. First, the set $\mathcal{M}_{\mathcal{B}_{\mathcal{M}}}$ is initialized as $\{M_0\}$. Then, for all untested markings $M \in \mathcal{M}_{\mathcal{B}_{\mathcal{M}}}$ and for all explicit transitions $t \in T_E$, it is required to check whether there exist explanation vectors $\mathbf{y} \in Y_{\min}(M, t) \cup Y_{\max}(M, t)$: if exist, the corresponding minimax basis marking (i.e., $M' = M + C_I \cdot \mathbf{y} + C(\cdot, t)$) is computed and stored in $\mathcal{M}_{\mathcal{B}_{\mathcal{M}}}$ (on the condition that M' is not included in the set $\mathcal{M}_{\mathcal{B}_{\mathcal{M}}}$ before). Moreover, the set of pairs (t, \mathbf{y}) and transition relations between M and M' are stored in $\text{Tr}_{\mathcal{M}}$ and $\Delta_{\mathcal{M}}$, respectively. Iteratively, the minimax-BRG $\mathcal{B}_{\mathcal{M}}$ can be constructed. We exemplify this procedure in Example 2.

As for the complexity of constructing the minimax-BRG, in common with the BRG, the upper bound of states in a minimax-BRG is the size of the reachability space of a net (consider $T_E = T$ and $T_I = \emptyset$). Nonetheless, first, the building of a minimax-BRG does not require constructing the reachability graph. Then, our numerical results (e.g., see Section VI and [11]) show that the minimax-BRG can often be more compact in size than that of the reachability graph in the considered cases.

Remark 2: Similar to the BRG, note that the selection of the basis partition may change the computational efficiency of constructing the minimax-BRG. In general, the larger is the set T_I of implicit transitions in a basis partition $\pi = (T_E, T_I)$, the smaller is the number of nodes in the minimax-BRG and the time required for its construction. See Section IV in [20] for a discussion on how to choose basis partitions. \square

Example 2: Consider again the parameterized plant $G = (N, M_0, \mathcal{M}_{\mathcal{F}})$ in Fig. 1 (left) with $\alpha = 1$ and $T_E = \{t_2\}$. We briefly introduce how to construct its minimax-BRG $\mathcal{B}_{\mathcal{M}}$. According to Definition 8, $M_{b_0} = M_0$ is a minimax basis marking. Next, we compute the minimal and maximal explanation vectors of the explicit transition t_2 at M_{b_0} respectively and derive the other potential minimax basis markings. For instance, for t_2 , the only minimal explanation vector $\mathbf{y}_{\min} = \mathbf{y}_1 = [1 \ 0]^T$ while the only maximal explanation vector $\mathbf{y}_{\max} = \mathbf{y}_2 = [2 \ 1]^T$. Since $M_{b_0} + C_I \cdot \mathbf{y}_{\min} + C(\cdot, t_2) = [2 \ 0 \ 1]^T = M_{b_0}$, no new minimax basis marking is generated. However, the pair (t_2, \mathbf{y}_1) is stored in $\text{Tr}_{\mathcal{M}}$ while the transition relation $(M_{b_0}, (t_2, \mathbf{y}_1), M_{b_0})$ is stored in $\Delta_{\mathcal{M}}$. On the other hand, since $M_{b_1} = M_{b_0} + C_I \cdot \mathbf{y}_{\max} + C(\cdot, t_2) = [1 \ 0 \ 0]^T \neq M_{b_0}$, let M_{b_1} be another minimax basis marking. Corresponding pair and transition relation are also collected.

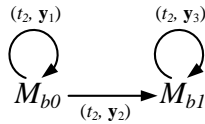


Figure 3: The minimax-BRG $\mathcal{B}_{\mathcal{M}}$ with $T_E = \{t_2\}$.

Analogously, $\mathbf{y}_3 = [1 \ 0]^T$ and $\mathcal{B}_{\mathcal{M}}$ can be constructed which is graphically shown in Fig. 3. \square

In the following, we show that the minimax-BRG preserves the reachability information and other non-minimax-basis markings can be algebraically characterized by linear equations.

Proposition 2: Given a marked net $\langle N, M_0 \rangle$ with a basis partition $\pi = (T_E, T_I)$ and a marking $M \in \mathbb{N}^m$, $M \in R(N, M_0)$ if and only if there exists a minimax basis marking $M_b \in \mathcal{M}_{\mathcal{B}_{\mathcal{M}}}$ such that $M \in R_I(M_b)$, where $\mathcal{M}_{\mathcal{B}_{\mathcal{M}}}$ is the set of the minimax basis markings in minimax-BRG of $\langle N, M_0 \rangle$.

Proof: (only if) It is shown in [3] that such a property holds for the set of basis markings $\mathcal{M}_{\mathcal{B}}$. Since $\mathcal{M}_{\mathcal{B}_{\mathcal{M}}} \supseteq \mathcal{M}_{\mathcal{B}}$, the result follows.

(if) Since $M \in R_I(M_b)$, according to Definition 6, there exists a firing sequence $\sigma \in T_I^*$ such that $M_b[\sigma]M$. On the other hand, there exists another firing sequence $\sigma' \in T^*$ such that $M_0[\sigma']M_b$, which implies that $M_0[\sigma'\sigma]M$ and concludes the proof. \blacksquare

In summary, a marking M is reachable from M_0 if and only if it belongs to the implicit reach of a minimax basis marking M_b and thus M can be characterized by a linear equation, i.e., $M = M_b + C_I \cdot \mathbf{y}_I$, where $\mathbf{y}_I = \varphi(\sigma_I)$, $\sigma_I \in T_I^*$ and $M_b[\sigma_I]M$.

V. VERIFYING NONBLOCKINGNESS OF BOUNDED PLANTS USING MINIMAX-BRGs

In this section, we investigate how minimax-BRGs can be applied to solving the NB-V problem.

A. Unobstructiveness of Minimax-BRGs

This subsection generalizes the notion of unobstructiveness that is given in [10] for a BRG to a minimax-BRG. Such a property is essential to establish our method since it is strongly related to the nonblockingness of a Petri net. First, we define the set of *i-coreachable minimax basis markings*, denoted by $\mathcal{M}_{i_{\text{co}}}$, from which at least one of the final markings in $\mathcal{M}_{\mathcal{F}}$ is reachable by firing implicit transitions only.

Definition 10: Consider a bounded plant $G = (N, M_0, \mathcal{M}_{\mathcal{F}})$ with the set of minimax basis markings $\mathcal{M}_{\mathcal{B}_{\mathcal{M}}}$ in its minimax-BRG. The set of i-coreachable minimax basis markings of $\mathcal{M}_{\mathcal{B}_{\mathcal{M}}}$ is defined as $\mathcal{M}_{i_{\text{co}}} = \{M_b \in \mathcal{M}_{\mathcal{B}_{\mathcal{M}}} | R_I(M_b) \cap \mathcal{M}_{\mathcal{F}} \neq \emptyset\}$. \square

Proposition 3: Given a set of final markings defined by a single GMEC $\mathcal{L}_{(\mathbf{w}, k)}$ and a minimax basis marking M_b , M_b belongs to $\mathcal{M}_{i_{\text{co}}}$ if and only if the following set of integer constraints is feasible.

$$\begin{cases} M_b + C_I \cdot \mathbf{y}_I = M; \\ \mathbf{w}^T \cdot M \leq k; \\ \mathbf{y}_I \in \mathbb{N}^{n_I}; \\ M \in \mathbb{N}^m. \end{cases} \quad (1)$$

Proof: (only if) Since $M_b \in \mathcal{M}_{i_{\text{co}}}$, according to Definition 10, $R_I(M_b) \cap \mathcal{M}_{\mathcal{F}} \neq \emptyset$. Therefore, integer constraints (1) meets feasible solution \mathbf{y}_I .

(if) The state equation $M_b + C_I \cdot \mathbf{y}_I = M$ provides necessary and sufficient conditions for reachability since the implicit subnet is acyclic (see Proposition 1). Moreover, $M \in \mathcal{L}_{(\mathbf{w}, k)}$ is a final marking. Therefore, the statement holds. \blacksquare

The notion of unobstructiveness in a minimax-BRG is given in Definition 11. In the following, we show how the unobstructiveness of a minimax-BRG is related to the nonblockingness of the corresponding Petri net.

Definition 11: Given a minimax-BRG $\mathcal{B}_{\mathcal{M}} = (\mathcal{M}_{\mathcal{B}_{\mathcal{M}}}, \text{Tr}_{\mathcal{M}}, \Delta_{\mathcal{M}}, M_0)$ and a set of i-coreachable minimax basis markings $\mathcal{M}_{i_{\text{co}}} \subseteq \mathcal{M}_{\mathcal{B}_{\mathcal{M}}}$, $\mathcal{B}_{\mathcal{M}}$ is said to be *unobstructed* if for all $M_b \in \mathcal{M}_{\mathcal{B}_{\mathcal{M}}}$ there exist a marking $M'_b \in \mathcal{M}_{i_{\text{co}}}$ in $\mathcal{B}_{\mathcal{M}}$ and a firing sequence $\sigma^+ \in \text{Tr}_{\mathcal{M}}^*$ such that $(M_b, \sigma^+, M'_b) \in \Delta_{\mathcal{M}}$. Otherwise it is *obstructed*. \square

Proposition 4: Given a plant $(N, M_0, \mathcal{M}_{\mathcal{F}})$, its minimax-BRG is unobstructed if and only if all minimax basis markings are nonblocking.

Proof: (only if) If a minimax-BRG $\mathcal{B}_{\mathcal{M}}$ is unobstructed, then for all $M_b \in \mathcal{M}_{\mathcal{B}_{\mathcal{M}}}$ there exist a marking $M'_b \in \mathcal{M}_{i_{\text{co}}}$ in $\mathcal{B}_{\mathcal{M}}$ and a sequence of pairs $\sigma^+ = (t_1, \mathbf{y}_1), (t_2, \mathbf{y}_2), \dots, (t_k, \mathbf{y}_k)$ ($\sigma^+ \in \text{Tr}_{\mathcal{M}}^*$) such that $(M_b, \sigma^+, M'_b) \in \Delta_{\mathcal{M}}$. By Definition 8, this means that the net admits an evolution: $M_b[\sigma_1 t_1 \sigma_2 t_2 \dots \sigma_k t_k] M'_b$, where $\sigma_i \in \varphi^{-1}(\mathbf{y}_i)$ ($i \in \{1, 2, \dots, k\}$). Since $M'_b \in \mathcal{M}_{i_{\text{co}}}$, there exists an implicit firing sequence σ_I such that $M'_b[\sigma_I] M_f$, where $M_f \in \mathcal{M}_{\mathcal{F}}$. Thus it holds that $M_b[\sigma_1 t_1 \sigma_2 t_2 \dots \sigma_k t_k] M'_b[\sigma_I] M_f$, implying that M_b is nonblocking.

(if) We prove this part by contradiction. Assume $\mathcal{B}_{\mathcal{M}}$ is obstructed. Then, there exists $M_b \in \mathcal{M}_{\mathcal{B}_{\mathcal{M}}}$ such that M_b is not accessible to any of the i-coreachable marking in $\mathcal{M}_{i_{\text{co}}}$ through $\sigma^+ \in \text{Tr}_{\mathcal{M}}^*$. However, since M_b is nonblocking, there exists a firing sequence $\sigma \in T^*$ and a final marking $M_f \in \mathcal{M}_{\mathcal{F}}$ such that $M_b[\sigma] M_f$. We write $\sigma = \sigma_1 t_{i_1} \dots \sigma_k t_{i_k} \sigma_{k+1}$ where all $\sigma_i \in T_I^*$, $t_{i_j} \in T_E$, $j = 1, \dots, k$. Following the procedure in the proof of Theorem 3.8 in [3], we can repeatedly move transitions in each σ_j ($j \in \{1, \dots, k\}$) to somewhere after t_{i_j} to obtain a new sequence $\sigma_{\min, 1} t_{i_1} \sigma_{\min, 2} t_{i_2} \dots \sigma_{\min, k} t_{i_k} \sigma'_{k+1}$ such that

$$M_b[\sigma_{\min, 1} t_{i_1}] M_{b, 1}[\sigma_{\min, 2} t_{i_2}] \dots [\sigma_{\min, k} t_{i_k}] M_{b, k}[\sigma'_{k+1}] M_f,$$

where each $\sigma_{\min, j} \in T_I^*$ is a minimal explanation of t_{i_j} at $M_{b, j} \in \mathcal{M}_{\mathcal{B}_{\mathcal{M}}}$ for $j = 1, \dots, k$. Thus, $M_{b, k} \in \mathcal{M}_{i_{\text{co}}}$, a contradiction. \blacksquare

According to Proposition 4, to determine the unobstructiveness of minimax-BRG $\mathcal{B}_{\mathcal{M}}$, it is only required to check if all minimax basis markings are co-reachable to some i-coreachable minimax basis markings in $\mathcal{B}_{\mathcal{M}}$. This can be done by using some search algorithm (e.g., *Dijkstra*) in the underlying digraph of the minimax-BRG, whose complexity is

polynomial in $\mathcal{B}_{\mathcal{M}}$. An example is illustrated in the following to help clarify Proposition 4.

Example 3: Consider again the parameterized plant $(N, M_0, \mathcal{M}_{\mathcal{F}})$ in Fig. 1 (left) with $\alpha = 1$, $T_E = \{t_2\}$ and $\mathcal{M}_{\mathcal{F}} = \mathcal{L}_{(\mathbf{w}, k)}$ where $\mathbf{w} = [1 \ 1 \ 0 \ 0]^T$ and $k = 1$. We explain how to verify the unobstructiveness of its minimax-BRG $\mathcal{B}_{\mathcal{M}}$ shown in Fig. 3. By solving the linear constraint (1) in Proposition 3, we conclude that $\mathcal{M}_{i_{co}} = \{[2 \ 0 \ 1]^T\}$. Since there is no directed path from M_{b1} to M_{b0} , M_{b1} is not co-reachable to the only marking in $\mathcal{M}_{i_{co}}$. Thus, the minimax-BRG $\mathcal{B}_{\mathcal{M}}$ in Fig. 3 is obstructed. \square

B. Verifying Nonblockingness of Deadlock-Free Plants

In this subsection, we focus on deadlock-free plants. An intermediate result is shown in Proposition 5.

Proposition 5: Given a bounded marked net $\langle N, M_0 \rangle$ with basis partition $\pi = (T_E, T_I)$, for all $M \in R(N, M_0)$, for all $t \in T_E$, for all $\sigma \in \Sigma(M, t)$ with $M[\sigma t]M'$, the following implication holds:

$$(\forall \sigma' \in \Sigma(M, t)) \varphi(\sigma) - \varphi(\sigma') = \tilde{\mathbf{y}} \geq \mathbf{0} \Rightarrow (\exists \sigma'' \in \varphi^{-1}(\tilde{\mathbf{y}})) M[\sigma' t \sigma''] M' \quad (2)$$

Proof: Let $M'' \in \mathbb{N}^m$ such that $M[\sigma' t]M''$. Then it holds that:

$$\begin{cases} M' = M + C_I \cdot \varphi(\sigma) + C(\cdot, t) \\ M'' = M + C_I \cdot \varphi(\sigma') + C(\cdot, t) \end{cases} \quad (3)$$

From Equation (3) we conclude that $M' - M'' = C_I(\varphi(\sigma) - \varphi(\sigma'))$, which implies $M' = M'' + C_I \cdot \tilde{\mathbf{y}}$ and $\tilde{\mathbf{y}} \in \mathbb{N}^n$. This indicates:

$$\exists \sigma'' \in \varphi^{-1}(\tilde{\mathbf{y}}) : M''[\sigma''] M' \quad (4)$$

and thus $M[\sigma' t]M''[\sigma'']M'$ that concludes the proof. \blacksquare

Proposition 5 shows the connection between two markings M' and M'' reachable from $M \in R(N, M_0)$, i.e., $M[\sigma t]M'$ and $M[\sigma' t]M''$, where $t \in T_E$, $\sigma \in \Sigma(M, t)$, $\sigma' \in \Sigma(M, t)$, and $\varphi(\sigma) - \varphi(\sigma') = \tilde{\mathbf{y}} \geq \mathbf{0}$. If M' is nonblocking, then M'' is nonblocking as well, since there exists a firing sequence $\sigma'' \in \varphi^{-1}(\tilde{\mathbf{y}})$ such that $M''[\sigma'']M'$. According to this proposition, we next show that the unobstructiveness of the minimax-BRG is a necessary and sufficient condition for nonblockingness of a net in the considered class.

Lemma 1: Consider a bounded deadlock-free marked net $\langle N, M_0 \rangle$ with a basis partition $\pi = (T_E, T_I)$. For all markings $M \in R(N, M_0)$, there exists a firing sequence σt , where $\sigma \in T_I^*$ and $t \in T_E$, such that $M[\sigma t]$ holds.

Proof: We prove this statement by contradiction. Assume the system is deadlock-free and there exists a marking M from which all explicit transitions are not enabled. Since the implicit sub-net of the system is bounded and acyclic, the maximal length of sequences enabled at M and composed by only implicit transitions is finite. Hence, from M , after the firing of such maximal sequences of implicit transitions, the net reaches a deadlock, which is a contradiction. \blacksquare

The result in Lemma 1 can be applied to both BRG and minimax-BRG. However, it does not imply that the marking reached after the firing of the explicit transition is a basis marking, as we have shown in Example 1. Hence, it does not rule out the presence of livelocks in the BRG.

Lemma 2: Consider a bounded deadlock-free marked net $\langle N, M_0 \rangle$ with a basis partition $\pi = (T_E, T_I)$. For all markings $M \in R(N, M_0)$, for all explicit transition $t \in T_E$, the following holds:

$$\sigma \in \Sigma(M, t) \Rightarrow (\exists \sigma' \in \Sigma_{\max}(M, t)) \varphi(\sigma') \geq \varphi(\sigma).$$

Proof: If $\sigma \notin \Sigma_{\max}(M, t)$, according to Definition 7, there exists an explanation $\sigma' \in \Sigma_{\max}(M, t)$ such that $\varphi(\sigma') > \varphi(\sigma)$; otherwise $\varphi(\sigma') = \varphi(\sigma)$, hence the result holds. \blacksquare

Lemma 3: Given a bounded deadlock-free marked net $\langle N, M_0 \rangle$ with a basis partition $\pi = (T_E, T_I)$, the set of minimax basis markings of the system is $\mathcal{M}_{\mathcal{B}_{\mathcal{M}}}$. For all markings $M \in R(N, M_0)$, there exists $M_b \in \mathcal{M}_{\mathcal{B}_{\mathcal{M}}}$ such that $M_b \in R(N, M)$.

Proof: Due to Lemma 1, there exists a firing sequence σt , where $\sigma \in T_I^*$ and $t \in T_E$, such that $M[\sigma t]$, which implies that $\sigma \in \Sigma(M, t)$. By Lemma 2, there exists a maximal explanation $\sigma' \in \Sigma_{\max}(M, t)$ such that $\varphi(\sigma') \geq \varphi(\sigma)$. Let $\varphi(\sigma') - \varphi(\sigma) = \mathbf{y}$ and $M[\sigma' t]M'$, by Definition 8, $M' \in \mathcal{M}_{\mathcal{B}_{\mathcal{M}}}$. According to Proposition 5, there exists a firing sequence $\sigma'' \in \varphi^{-1}(\mathbf{y})$ such that $M[\sigma t \sigma'']M'$, which implies that $M' \in R(N, M)$. \blacksquare

Theorem 1: A bounded deadlock-free plant $G = (N, M_0, \mathcal{M}_{\mathcal{F}})$ is nonblocking if and only if its minimax-BRG $\mathcal{B}_{\mathcal{M}}$ is unobstructed.

Proof: (only if) Since the net is nonblocking, all reachable markings, including all minimax basis markings, are nonblocking. By Proposition 4, its minimax-BRG $\mathcal{B}_{\mathcal{M}}$ is unobstructed.

(if) Consider an arbitrary marking $M \in R(N, M_0)$. By Lemma 3, there exists a minimax basis marking $M_b \in \mathcal{M}_{\mathcal{B}_{\mathcal{M}}}$ such that $M_b \in R(N, M)$, i.e., there exists a firing sequence $\sigma \in T^*$ such that $M[\sigma]M_b$. Since the minimax BRG $\mathcal{B}_{\mathcal{M}}$ is unobstructed, according to Proposition 4, all minimax basis markings including M_b are nonblocking, which implies that marking M is co-reachable to a nonblocking marking. Hence, G is nonblocking. \blacksquare

By Theorem 1, for a deadlock-free net, one can use an arbitrary basis partition to construct the minimax-BRG to verify its nonblockingness. Since the existence of a livelock component that contains all blocking markings implies the existence of at least a blocking minimax basis marking M_b in $\mathcal{B}_{\mathcal{M}}$, the potential livelock problem mentioned in Section III is avoided.

C. Verifying Nonblockingness of Plants with Deadlocks

In this subsection, we generalize the results in Section V-B to systems that are not deadlock-free. Notice that a dead marking $M \in R(N, M_0)$ can either be non-final (i.e., $M \notin \mathcal{M}_{\mathcal{F}}$) or final (i.e., $M \in \mathcal{M}_{\mathcal{F}}$).

Theorem 2: A bounded plant $G = (N, M_0, \mathcal{M}_{\mathcal{F}})$ is nonblocking if and only if its minimax-BRG $\mathcal{B}_{\mathcal{M}}$ is unobstructed and all its dead markings are final.

Proof: (only if) When all reachable markings are nonblocking, all dead markings (if any exists) and all minimax basis markings are also nonblocking. Hence, all dead markings are final and by Proposition 4, the minimax-BRG $\mathcal{B}_{\mathcal{M}}$ is unobstructed.

(if) If the minimax-BRG $\mathcal{B}_{\mathcal{M}}$ is unobstructed, all minimax basis markings are nonblocking, by Proposition 4. Consider

an arbitrary marking $M \in R(N, M_0)$. By Proposition 2, there exist a minimax basis marking $M_b \in \mathcal{M}_{\mathcal{B}, \mathcal{M}}$ in the minimax-BRG of the system and an implicit firing sequence $\sigma_I \in T_I^*$ such that $M_b[\sigma_I]M$.

We prove that marking M is nonblocking by contradiction. In fact, if we assume that M is blocking, since all dead markings are final, M is neither dead nor co-reachable to a deadlock in the system. Suppose that from M no explicit transition can eventually fire: following the argument of the proof of Lemma 1, a dead marking will be reached, leading to a contradiction. Therefore, there exist $\sigma'_I \in T_I^*$ and $t \in T_E$ such that $M[\sigma'_I t]$ and thus $M_b[\sigma_I \sigma'_I t]$. Also, there exists a maximal explanation $\sigma' \in \Sigma_{\max}(M_b, t)$ such that $\varphi(\sigma') \geq \varphi(\sigma_I \sigma'_I)$. According to Proposition 5, it follows that M is co-reachable to a minimax basis marking, which implies that M is nonblocking, another contradiction, which concludes the proof. ■

According to Theorem 2, determining the nonblockingness of a plant G can be addressed by two steps: (1) determine if there exists a reachable non-final dead marking; if not, then (2) determine the unobstructiveness of a minimax-BRG of it.

Since step (2) has already been discussed in the previous section, we only need to study step (1). Next, we show how to determine the existence of non-final dead markings by using the minimax-BRG. Denote the set of non-final dead markings as \mathcal{D}_{nf} . Then, we define the set of *maximal implicit firing sequences* and the corresponding set of vectors as follows.

Definition 12: Given a bounded marked net $\langle N, M_0 \rangle$ with basis partition $\pi = (T_E, T_I)$ and a marking $M \in R(N, M_0)$, we define

$$\Sigma_{\text{I,max}}(M) = \{\sigma \in T_I^* \mid (M[\sigma]) \wedge (\nexists \sigma' \in T_I^* : M[\sigma'], \varphi(\sigma') \not\geq \varphi(\sigma))\}$$

as the set of maximal implicit firing sequences at M , and

$$Y_{\text{I,max}}(M) = \{\varphi(\sigma) \in \mathbb{N}^{n_I} \mid \sigma \in \Sigma_{\text{I,max}}(M)\}$$

as the corresponding set of maximal implicit firing vectors. □

Proposition 6: Given a bounded marked net $\langle N, M_0 \rangle$ with basis partition $\pi = (T_E, T_I)$, let $\mathcal{M}_{\mathcal{B}, \mathcal{M}}$ be its minimax basis marking set. Marking $M \in R(N, M_0)$ is dead if and only if there exist $M_b \in \mathcal{M}_{\mathcal{B}, \mathcal{M}}$ and $\sigma \in \Sigma_{\text{I,max}}(M_b)$ such that for all $t \in T_E$, $\sigma \notin \Sigma_{\max}(M_b, t)$ and $M_b[\sigma]M$.

Proof: (if) Since $\sigma \in \Sigma_{\text{I,max}}(M_b)$, there does not exist an implicit transition $t_I \in T_I$ such that $M[t_I]$. On the other hand, since for all $t \in T_E$, $\sigma \notin \Sigma_{\max}(M_b, t)$, i.e., there does not exist an explicit transition $t' \in T_E$ such that $M[t']$, which implies that M is dead.

(only if) Since M is dead, there does not exist $t \in T$ such that $M[t]$. Therefore, there exists $\sigma \in \Sigma_{\text{I,max}}(M_b)$ such that for all $t \in T_E$, $\sigma \notin \Sigma_{\max}(M_b, t)$ and $M_b[\sigma]M$. ■

Proposition 6 shows the relation between dead markings and minimax basis markings in a bounded system, i.e., all reachable dead markings can be obtained by firing a maximal implicit firing sequence σ from a minimax basis marking M_b where for all $t \in T_E$, σ is not a maximal explanation of t . Next, we introduce Algorithm 2 to verify if there exist non-final dead markings in a plant.

In Algorithm 2, first, from lines 1–4, we add an explicit transition t_0 to N with $Pre(\cdot, t_0) = Post(\cdot, t_0) = \mathbf{0}$ and derive a new plant $(N', M_0, \mathcal{M}_{\mathcal{F}})$. Obviously, t_0 is enabled from any

Algorithm 2 Verification of \mathcal{D}_{nf}

Input: A bounded plant $(N, M_0, \mathcal{M}_{\mathcal{F}})$ with $\pi = (T_E, T_I)$ and its minimax basis marking set $\mathcal{M}_{\mathcal{B}, \mathcal{M}}$

Output: “ $\mathcal{D}_{\text{nf}} = \emptyset$ ” / “ $\mathcal{D}_{\text{nf}} \neq \emptyset$ ”

- 1: $\mathcal{D}_{\text{nf}} := \emptyset$, $T' := T \cup \{t_0\}$ and $T'_E := T_E \cup \{t_0\}$;
 - 2: $Pre' := [\mathbf{0}; Pre]$ and $Post' := [\mathbf{0}; Post]$;
 - 3: $N' := (N, T', Pre', Post')$ and $\pi' := (T'_E, T_I)$;
 - 4: Construct a bounded plant $(N', M_0, \mathcal{M}_{\mathcal{F}})$ with basis partition π' ;
 - 5: **for all** $M \in \mathcal{M}_{\mathcal{B}, \mathcal{M}}$, **do**
 - 6: **for all** $\mathbf{y} \in Y_{\max}(M, t_0)$, **do**
 - 7: $M' := M + C_I \cdot \mathbf{y}$;
 - 8: **if** M' is dead and $M' \notin \mathcal{M}_{\mathcal{F}}$, **then**
 - 9: $\mathcal{D}_{\text{nf}} := \mathcal{D}_{\text{nf}} \cup \{M'\}$;
 - 10: Output “ $\mathcal{D}_{\text{nf}} \neq \emptyset$ ” and Return;
 - 11: **end if**
 - 12: **end for**
 - 13: **end for**
 - 14: **if** $\mathcal{D}_{\text{nf}} = \emptyset$, **then**
 - 15: Output “ $\mathcal{D}_{\text{nf}} = \emptyset$ ” and Return.
 - 16: **end if**
-

reachable marking and, since its firing does not modify the marking, it holds that $R(N, M_0) = R(N', M_0)$. Hence, for all $M_b \in \mathcal{M}_{\mathcal{B}, \mathcal{M}}$, we conclude that $Y_{\text{I,max}}(M_b) = Y_{\max}(M_b, t_0)$, i.e., the set of maximal implicit firing vectors at M_b can be determined by computing maximal explanation of t_0 at M_b based on Algorithm 1.

Then, we determine if, for all $t \in T_E$, the obtained firing vector $\mathbf{y} \in Y_{\text{I,max}}(M_b)$ is not an explanation of t at M_b . Implemented in lines 5–16, this consists in checking if, for all $t \in T_E$, t is disabled at marking $M' = M_b + C_I \cdot \mathbf{y}$: since no implicit transition can fire at M' , the only transitions that can possibly fire are those explicit ones. If no explicit transition is enabled at M' , according to Proposition 6, marking M' is dead. Further, M' will be added into the set \mathcal{D}_{nf} if it is dead and not final. Note that Algorithm 2 also tests if a minimax basis marking $M'_b \in \mathcal{M}_{\mathcal{B}, \mathcal{M}}$ is dead. Since $Y_{\max}(M'_b, t_0) = \{\mathbf{0}\}$ and for all $t \in (T'_E \setminus \{t_0\})$, $Y_{\max}(M'_b, t) = \emptyset$, M'_b will be added to \mathcal{D}_{nf} if it is not final. When the algorithm terminates, if $\mathcal{D}_{\text{nf}} \neq \emptyset$, we conclude that the plant is blocking; otherwise, the unobstructiveness verification procedure (mentioned in Section V-A) of the minimax-BRG should be further executed.

The complexity of Algorithm 2 depends on the two *for* loops (lines 5–13). First, there are $|\mathcal{M}_{\mathcal{B}, \mathcal{M}}|$ and $|Y_{\max}(M, t_0)|$ iterations in lines 5 and 6, respectively. In line 8, to verify M' is dead, one may need to test if $M' \not\geq Pre'(\cdot, t)$ for all $t \in T_E$ (no need to test transitions in T_I since no implicit transition is enabled at M'), which requires $|T_E|$ iterations. In summary, the worst-case time complexity of Algorithm 2 is $\mathcal{O}(|\mathcal{M}_{\mathcal{B}, \mathcal{M}}| \cdot |Y_{\max}(M, t_0)| \cdot |T_E|)$.

VI. CASE STUDY

We use a parameterized plant (chosen from [20]) depicted in Fig. 4 to test the efficacy and efficiency of our method in this section. Let

Table I: Analysis of the reachability graph, expanded BRG from [10] and minimax-BRG for the plant in Fig. 4 with $T_E = \{t_3, t_6, t_{11}, t_{13}\}$.

Run	λ	μ	$ R(N, M_0) $	Time (s)	$ \mathcal{M}_{B_E} $	Time (s)	$ \mathcal{M}_{B_M} $	Time (s)	$\mathcal{D}_{nf} = \emptyset?$	Time (s)	Unobstructed?	Time (s)	NB?	$ \mathcal{M}_{B_M} / \mathcal{M}_{B_E} $	$ \mathcal{M}_{B_M} / R(N, M_0) $
1	5	1	102	< 1	31	0.2	11	0.04	Yes	0.03	Yes	1.9	Yes	35.5%	10.8%
2	5	2	384	1	191	0.7	37	0.2	Yes	0.1	Yes	6	Yes	19.3%	9.6%
3	5	3	688	2	405	1	68	0.4	Yes	0.4	Yes	12	Yes	16.8%	9.9%
4	6	1	840	4	449	2	81	0.5	Yes	0.5	Yes	15	Yes	18.0%	9.6%
5	6	2	12066	431	9117	302	1171	23	Yes	16	No	251	No	12.8%	9.7%
6	6	3	88681	24354	75378	20944	9985	833	No	58	-	-	No	13.2%	11.3%
7	6	4	-	o.t.	-	o.t.	22095	4517	Yes	1099	Yes	3502	Yes	-	-
8	6	5	-	o.t.	-	o.t.	31147	10082	No	955	-	-	No	-	-
9	6	6	-	o.t.	-	o.t.	41817	18295	No	1618	-	-	No	-	-
10	6	7	-	o.t.	-	o.t.	45458	21229	No	1754	-	-	No	-	-

* The computing time is denoted by *overtime* (o.t.) if the program does not terminate within 28,800 seconds (8 hours).

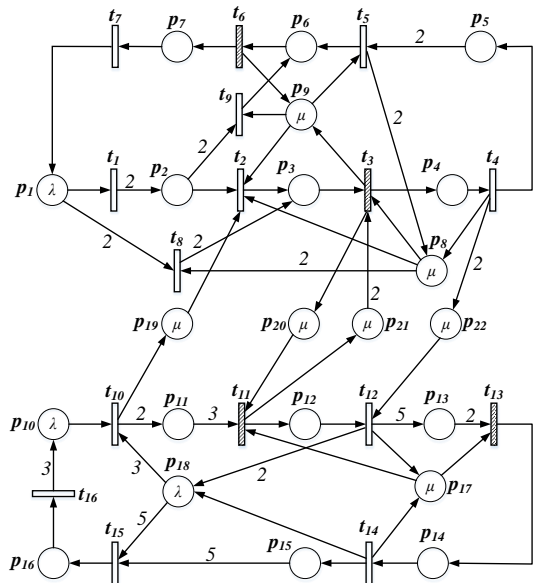


Figure 4: A parameterized manufacturing example.

$M_0 = [\lambda \ 0 \ 0 \ 0 \ 0 \ 0 \ 0 \ \mu \ \mu \ \lambda \ 0 \ 0 \ 0 \ 0 \ 0 \ 0 \ \mu \ \lambda \ \mu \ \mu \ \mu \ \mu]^T$. Consider $T_E = \{t_3, t_6, t_{11}, t_{13}\}$ (marked as shadow bars). Also, we set $\mathcal{M}_{\mathcal{F}} = \mathcal{L}(\mathbf{w}, k) = \{M \in \mathbb{N}^m \mid \mathbf{w}^T \cdot M \leq k\}$, where $\mathbf{w} = [0 \ 0 \ 0 \ 0 \ 0 \ 0 \ 0 \ 0 \ 0 \ 0 \ 0 \ 0 \ 1 \ 1 \ 1 \ 1 \ 1 \ 0 \ 0 \ 0 \ 0 \ 0]^T$ and $k = 3$ (for run 4) or $k = 4$ (for runs 8–10) or $k = 5$ (for runs 1–3) or $k = 7$ (for runs 5–6) or $k = 15$ (for run 7), to test nonblockingness of this plant for all cases.

We run several simulations on a laptop with Intel i7-5500U 2.40 GHz processor and 8 GB RAM. Table I shows, for different values of the parameters λ and μ , the sizes of the reachability graph $|R(N, M_0)|$, of the expanded BRG $|\mathcal{M}_{B_E}|$ [10] and of minimax-BRG $|\mathcal{M}_{B_M}|$ as well as the time required to compute them. We also show the ratios of $|\mathcal{M}_{B_M}|$ to $|\mathcal{M}_{B_E}|$ and $|\mathcal{M}_{B_M}|$ to $|R(N, M_0)|$. It can be verified that $|\mathcal{M}_{B_M}| \ll |\mathcal{M}_{B_E}|$ and $|\mathcal{M}_{B_M}| \ll |R(N, M_0)|$ in all cases. Note that the size of minimax-BRG depends on the net structure, initial resource distribution and choice of basis partition $\pi = (T_E, T_I)$. Also in Table I, we show the simulation results of determining if there exist non-final dead markings based on Algorithm 2 (columns 10–11), and verifying unobstructiveness (the set of i-coreachable markings $\mathcal{M}_{i_{co}}$ of a minimax-BRG can be obtained by using two

free MATLAB integer linear programming problems solver toolboxes namely YALMIP [17] and lpsolve [1]) for all cases if necessary (columns 12–13). Moreover, the nonblockingness of the system for all cases are listed in column 14. The test cases show that minimax-BRG-based technique achieves practical efficiency when coping with the NB-V problem in this considered case. Additional case studies are also considered in [11], which consists of three Petri net benchmarks taken from the literature.

VII. DISCUSSIONS

We propose the minimax-BRG to ensure that the essential features of a system, from which a blocking condition may originate, are captured in the abstracted model. As a non-trivial task, it is necessary to formally characterize and validate the proposed approach with a series of theoretical results. When tackling the NB-V problem, the minimax-BRG-based approach is general and can be directly applied to arbitrary bounded plants (the only restriction is that the T_I -induced subnet is acyclic). This is a major practical advantage with respect to other abstraction approaches that are based on particular structures or symmetries, and require significant analysis of the model in a preliminary stage before they can be applied.

Further, our numerical results (i.e., Section VI and [11]) show that the minimax-BRG can often be more compact in size than that of the reachability graph in the considered cases. Accordingly, as a potential advantage, when it comes to a related problem of NB-V, i.e., *nonblocking enforcement*, which consists of designing a *supervisor* (an online control agent) to ensure that the controlled plant does not reach a blocking marking, a supervisor designed based on the minimax-BRG can also be more compact than that of a reachability-graph-based one.

VIII. CONCLUSIONS AND FUTURE WORK

In this paper, we studied the problem of nonblockingness verification of a plant. A semi-structural method using minimax-BRG is developed, which can be used to determine the nonblockingness of a system modelled by bounded Petri nets by first determining the existence of non-final deadlocks and later checking the unobstructiveness of the corresponding minimax-BRG. The proposed approach does not require the construction of the reachability graph and has wide applicability. As for future work, we will investigate necessary

and sufficient conditions for verifying nonblockingness in unbounded nets. Second, if a system is blocking, we plan to study the nonblockingness enforcement problem and develop a supervisor to guarantee the closed-loop system to be non-blocking.

REFERENCES

- [1] M. Berkelaar, K. Eikland, and P. Notebaert. Ipsolve: Open source (mixed-integer) linear programming system. *Eindhoven U. of Technology*, 63, 2004.
- [2] M. P. Cabasino, A. Giua, M. Pocci, and C. Seatzu. Discrete event diagnosis using labeled Petri nets. an application to manufacturing systems. *Control Engineering Practice*, 19(9):989–1001, 2011.
- [3] M. P. Cabasino, A. Giua, and C. Seatzu. Fault detection for discrete event systems using Petri nets with unobservable transitions. *Automatica*, 46(9):1531–1539, 2010.
- [4] C. G. Cassandras and S. Lafortune. *Introduction to discrete event systems*. Springer, 2009.
- [5] A. Ghaffari, N. Rezg, and X. L. Xie. Design of a live and maximally permissive Petri net controller using the theory of regions. *IEEE Transactions on Robotics and Automation*, 19(1):137–141, 2003.
- [6] A. Giua. Supervisory control of Petri nets with language specifications. In *Control of discrete-event systems*, pages 235–255. Springer, 2013.
- [7] A. Giua and F. DiCesare. Blocking and controllability of Petri nets in supervisory control. *IEEE Transactions on Automatic Control*, 39(4):818–823, 1994.
- [8] A. Giua, F. DiCesare, and M. Silva. Generalized mutual exclusion constraints on nets with uncontrollable transitions. In *Proceedings of the IEEE International Conference on Systems, Man, and Cybernetics*, pages 974–979. IEEE, 1992.
- [9] P. Gohari and W. M. Wonham. On the complexity of supervisory control design in the RW framework. *IEEE Transactions on Systems, Man, and Cybernetics, Part B: Cybernetics*, 30(5):643–652, 2000.
- [10] C. Gu, Z. Y. Ma, Z. W. Li, and A. Giua. Verification of nonblockingness in bounded Petri nets with a semi-structural approach. In *Proceedings of the 58th IEEE Conference on Decision and Control*, pages 6718–6723. IEEE, 2019.
- [11] C. Gu, Z. Y. Ma, Z. W. Li, and A. Giua. Simulations of the minimax basis reachability graph. <https://github.com/ChaoGu92/Minimax-BRG>, accessed September, 2020.
- [12] H. S. Hu, Y. Liu, and M. C. Zhou. Maximally permissive distributed control of large scale automated manufacturing systems modeled with Petri nets. *IEEE Transactions on Control Systems Technology*, 23(5):2026–2034, 2015.
- [13] R. Leduc, B. Brandin, M. Lawford, and W. M. Wonham. Hierarchical interface-based supervisory control-part i: Serial case. *IEEE Transactions on Automatic Control*, 50(9):1322–1335, 2005.
- [14] R. Leduc, B. Brandin, and W. M. Wonham. Hierarchical interface-based non-blocking verification. In *Canadian Conference on Electrical and Computer Engineering*, volume 1, pages 1–6. IEEE, 2000.
- [15] Z. W. Li, M. C. Zhou, and N. Q. Wu. A survey and comparison of Petri net-based deadlock prevention policies for flexible manufacturing systems. *IEEE Transactions on Systems, Man, and Cybernetics, Part C: Applications and Reviews*, 38(2):173–188, 2008.
- [16] F. Lin and W. M. Wonham. Verification of nonblocking in decentralized supervision. *Control-Theory and Advanced Technology*, 7(1):223–232, 1991.
- [17] J. Lofberg. YALMIP: A toolbox for modeling and optimization in MATLAB. In *2004 IEEE international conference on robotics and automation (IEEE Cat. No. 04CH37508)*, pages 284–289. IEEE, 2004.
- [18] J. L. Luo, W. M. Wu, H. Y. Su, and J. Chu. Supervisor synthesis for enforcing a class of generalized mutual exclusion constraints on Petri nets. *IEEE Transactions on Systems, Man, and Cybernetics-Part A: Systems and Humans*, 39(6):1237–1246, 2009.
- [19] C. Ma and W. M. Wonham. Nonblocking supervisory control of state tree structures. *IEEE Transactions on Automatic Control*, 51(5):782–793, 2006.
- [20] Z. Y. Ma, Y. Tong, Z. W. Li, and A. Giua. Basis marking representation of Petri net reachability spaces and its application to the reachability problem. *IEEE Transactions on Automatic Control*, 62(3):1078–1093, 2016.
- [21] S. Mohajerani, R. Malik, and M. Fabian. A framework for compositional nonblocking verification of extended finite-state machines. *Discrete Event Dynamic Systems*, 26(1):33–84, 2016.
- [22] J. Moody and P. Antsaklis. *Supervisory control of discrete event systems using Petri nets*, volume 8. Springer, 2012.
- [23] T. Murata. Petri nets: Properties, analysis and applications. *Proceedings of the IEEE*, 77(4):541–580, 1989.
- [24] P. J. Ramadge and W. M. Wonham. Supervisory control of a class of discrete event processes. *SIAM Journal on Control and Optimization*, 25(1):206–230, 1987.
- [25] R. Su, J. H. Van Schuppen, and J. E. Rooda. Aggregative synthesis of distributed supervisors based on automaton abstraction. *IEEE Transactions on Automatic Control*, 55(7):1627–1640, 2010.
- [26] Y. Tong, Z. W. Li, C. Seatzu, and A. Giua. Verification of state-based opacity using Petri nets. *IEEE Transactions on Automatic Control*, 62(6):2823–2837, 2016.
- [27] M. Uzam. An optimal deadlock prevention policy for flexible manufacturing systems using Petri net models with resources and the theory of regions. *The International Journal of Advanced Manufacturing Technology*, 19(3):192–208, 2002.
- [28] S. G. Wang, C. Y. Wang, and M. C. Zhou. Design of optimal monitor-based supervisors for a class of Petri nets with uncontrollable transitions. *IEEE Transactions on Systems, Man, and Cybernetics: Systems*, 43(5):1248–1255, 2013.
- [29] W. M. Wonham and K. Cai. *Supervisory control of discrete-event systems*. Springer, 2019.
- [30] M. Zhao and Y. F. Hou. An iterative method for synthesizing non-blocking supervisors for a class of generalized Petri nets using mathematical programming. *Discrete Event Dynamic Systems*, 23(1):3–26, 2013.