

An extension of the cell-construction method for the flat-band ferromagnetism

Akinori Tanaka¹

Abstract

We present an extension of the cell-construction method for the flat-band ferromagnetism. In a rather general setting, we construct Hubbard models with highly degenerate single-electron ground states and obtain a formal representation of these single-electron ground states. By our version of the cell-construction method, various types of flat-band Hubbard models, including the one on line graphs, can be designed and shown to have the unique ferromagnetic ground states when the electron number is equal to the degeneracy of the single-electron ground states.

Contents

| | | |
|----------|--|-----------|
| 1 | Introduction | 2 |
| 2 | Definition of the model and the main result | 3 |
| 3 | Examples | 8 |
| 4 | Proofs | 11 |
| 5 | Further extensions | 14 |
| | Appendix A Flat-band models on line graphs of 2-connected graphs | 16 |
| A.1 | Line graphs and cell construction | 16 |
| A.2 | Flat-band models on $\mathcal{L}_{\bar{g}}(\bar{\mathcal{V}} \setminus \{\bar{u}\})$ | 19 |
| A.3 | Flat-band models on line graphs of bipartite graphs | 20 |
| A.4 | Flat-band models on line graphs of non-bipartite graphs | 21 |
| | Appendix B Proof of the uniqueness of the ferromagnetic ground states | 22 |

¹Department of General Education, National Institute of Technology, Ariake College, Omuta, Fukuoka 836-8585, Japan
E-mail: akinori@ariake-nct.ac.jp

1 Introduction

Rigorous results on quantum many-body systems, even if they are obtained with some special conditions, provide us with an understanding of mechanisms for phenomena arising from the interplay between the quantum mechanical motion of particles and the interactions among them. One of the examples is flat-band ferromagnetism found in a class of Hubbard models with highly degenerate single-electron ground states [1, 2]. Flat-band ferromagnetism, which was first discovered by Mielke [3, 4, 5] and Tasaki [6], explains clearly how the spin-independent Coulomb repulsion combined with the Pauli exclusion principle for electrons generates ferromagnetism. Furthermore the mechanism turns out to work in more general settings. In fact, it is shown that flat-band ferromagnetism is stable against perturbations which change the flat band into a dispersive band [8, 9, 10, 11, 12, 13]. Examples of Hubbard models which exhibit metallic ferromagnetism are also derived by taking into account the mechanism of flat-band ferromagnetism [14, 15]. The idea has been further applied to more fascinating problems of topological systems [16, 17].

The class of flat-band ferromagnetism studied by Mielke was found in the flat-band Hubbard models defined on line graphs. The result of Mielke was obtained by using some ideas from graph theory and is summarized in the theorem in which the structure of graphs is related to the occurrence of ferromagnetism in the models [4, 5]. On the other hand, the class of Tasaki's flat-band models was constructed by using the cell-construction method [6, 20]. Lattices of Tasaki's flat-band models are constructed by assembling cells each of which has one internal site and several external sites. Some external sites from different cells are identified and are regarded as a single site to form the whole lattice (see Fig. 3). It is noted that every internal site belongs to exactly one cell in Tasaki's cell-construction. Due to this property one can obtain explicit expressions for the single-electron ground states, each of which is localized around one external site and internal sites belonging to cells sharing the external site. Using these expressions, Tasaki described clearly the mechanism which induces the ferromagnetic interaction between electrons. After the discovery of these concrete examples of flat-band ferromagnetism, Mielke also developed a general theory and showed a necessary and sufficient condition for the occurrence of ferromagnetism in general flat-band Hubbard models [18, 19]. More precisely, it was proved that the ferromagnetic ground state of the flat-band Hubbard model at half-filling of its flat band is the unique ground state (up to the spin degeneracy) if and only if the single-electron density matrix with respect to the ferromagnetic ground state is irreducible. This necessary and sufficient condition elegantly characterizes the occurrence of flat-band ferromagnetism. The condition is, however, so abstract that one needs some extra work to find or to construct a class of flat-band Hubbard models which satisfy this condition.

In this paper we consider an extension of the cell-construction method for the flat-band ferromagnetism developed by Tasaki. Removing the restriction that the internal site is never shared by several cells, which played an important role in Tasaki's cell-construction method, we considerably extend a class of Hubbard models which are shown to exhibit flat-band ferromagnetism. (See Fig. 1 and compare it with Fig. 3.) A similar

extension has been discussed in Ref. [21] to construct a class of Hubbard models with flat bands.² Here we concentrate on the occurrence of the unique ferromagnetic ground states as well as the construction of flat-band Hubbard models. By our extension, one can treat not only Tasaki's flat-band ferromagnetism but also Mielke's flat-band ferromagnetism on line graphs in a unified manner.³ In addition, one can construct flat-band Hubbard models which belong neither to Tasaki's class nor to Mielke's class and can show that they have the unique ferromagnetic ground states when the electron number is equal to the degeneracy of the single-electron ground states. Although a necessary and sufficient condition for the occurrence of flat-band ferromagnetism was already given by Mielke, our extension is useful when we consider a concrete example of flat-band ferromagnetism. We hope that the present extension, as a complement of a general theory of Mielke, provides a unified viewpoint of the flat-band ferromagnetism.

The rest of this paper is organized as follows. In the next section we give the definition of the model and state the main results. In section 3, we give three examples which are shown to exhibit flat-band ferromagnetism through our method. In section 4, we prove the propositions stated in section 2. In section 5, we discuss possible further extensions. In appendix A, we consider flat-band ferromagnetism on line graphs through the present extension. In appendix B, in order to make the presentation self-contained, we give a proof of the uniqueness of the ferromagnetic ground states within our notations.

2 Definition of the model and the main result

Let $G_l = (V_l, E_l)$ with $l = 1, 2, \dots, L$ be a complete graph,⁴ where V_l is a set of vertices with $|V_l| \geq 2$ and E_l is a set of edges,⁵ unordered pairs of two vertices, given by

$$E_l = \{e = \{v, v'\} \mid v, v' \in V_l, v \neq v'\}. \quad (2.1)$$

By using complete graphs G_1, G_2, \dots, G_L , we construct a sequence of coloured graphs $\mathcal{G}_1, \mathcal{G}_2, \dots, \mathcal{G}_L$ whose vertices are painted with either black or white. To start with, we choose a vertex, which we label as v_l^0 , from each V_l . We then paint the vertices $\{v_l^0\}_{l=1}^L$ black and paint all the other vertices white.

We construct coloured graphs $\{\mathcal{G}_l\}_{l=1}^L$ by an inductive way. The vertex set and the edge set corresponding to \mathcal{G}_l are denoted by \mathcal{V}_l and \mathcal{E}_l , respectively. To represent a colour of each vertex $v \in \mathcal{V}_l$ we introduce maps γ_l from \mathcal{V}_l to the colour set $\{\text{B}(\text{black}), \text{W}(\text{white})\}$ for $l = 1, 2, \dots, L$. The colour map γ_l will be explicitly defined in each step of the

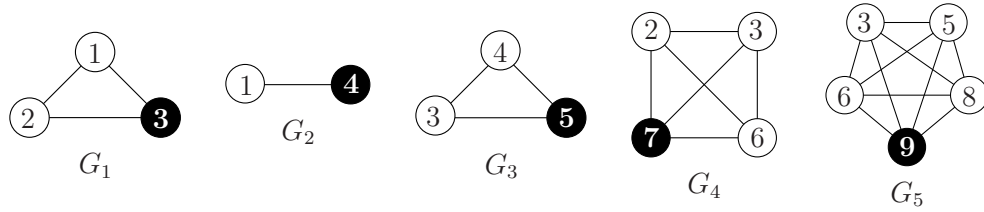
² See also Ref. [22], in which one can find a pedagogical explanation of how to construct the Hubbard models with flat bands.

³ The present method naturally reproduces all the models in Tasaki's class. As for the flat-band models on line graphs, on the other hand, there is a slight difference between the Hamiltonian in our method and that in Mielke's class. One has to do some extra work to treat the Hamiltonian of Mielke's flat-band models with our cell-construction method. See also footnote 12 and appendix A.

⁴ Although we use graph theoretic terminology to define a lattice (graph) on which our Hubbard Hamiltonian is defined, we do not use any results from graph theory and make the paper self-contained.

⁵ The symbol $|X|$ denotes the number of elements in X .

(a)



(b)

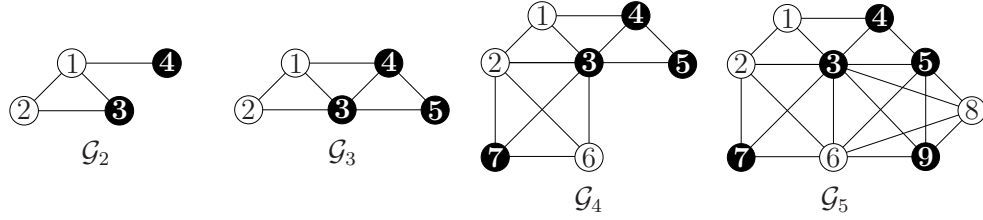


Figure 1: An example with 5 complete graphs. Circles and lines represent vertices and edges, respectively. (a) One vertex v_l^0 in each complete graph G_l is painted with black. In this example, $v_1^0 = 3, v_2^0 = 4, v_3^0 = 5, v_4^0 = 7$, and $v_5^0 = 9$. Identifying vertices that are labeled with the same number, we inductively construct the sequence of the coloured graphs. (b) Coloured graphs $\mathcal{G}_2, \dots, \mathcal{G}_5$ made of G_1, \dots, G_5 in (a). The weights $w(v)$ of vertices are one for $v = 7, 8, 9$, two for $v = 1, 2, 4, 5, 6$, and four for $v = 3$. The weights $w(e)$ of edges are two for $e = \{2, 3\}, \{3, 5\}, \{3, 6\}$, and one for other edges.

construction of \mathcal{G}_l . First, we set $\mathcal{G}_1 = (V_1, E_1, \gamma_1)$ with the colour map

$$\gamma_1(v) = \begin{cases} \text{B} & \text{if } v = v_1^0, \\ \text{W} & \text{otherwise.} \end{cases} \quad (2.2)$$

Then, for $l = 2, \dots, L$, from the so far constructed coloured graph $\mathcal{G}_{l-1} = (\mathcal{V}_{l-1}, \mathcal{E}_{l-1}, \gamma_{l-1})$ and the complete graph $G_l = (V_l, E_l)$, we generate $\mathcal{G}_l = (\mathcal{V}_l, \mathcal{E}_l, \gamma_l)$ in the following manner. Let z_l be an integer with $0 < z_l \leq |V_l| - 1$ and choose z_l white vertices in V_l of the complete graph G_l . We identify each of the chosen white vertices with an arbitrary vertex (which may be black or white) in \mathcal{V}_{l-1} and regard it as a single vertex in \mathcal{V}_l . The vertex set \mathcal{V}_l is defined as the collection of vertices in \mathcal{V}_{l-1} and V_l with the above identification. We note that $\mathcal{V}_l = \mathcal{V}_{l-1} \cup V_l = \cup_{m=1}^l V_m$ and that $|\mathcal{V}_l| = |V_1| + \sum_{m=2}^l (|V_m| - z_m)$. The edge set \mathcal{E}_l is defined by $\mathcal{E}_l = \mathcal{E}_{l-1} \cup E_l = \cup_{m=1}^l E_m$ where two edges touching the same two vertices (as a result of the above vertex identification) are merged into a single edge.⁶ The colour map γ_l of \mathcal{G}_l is defined by

$$\gamma_l(v) = \begin{cases} \gamma_{l-1}(v) & \text{if } v \in \mathcal{V}_{l-1}, \\ \text{B} & \text{if } v = v_l^0, \\ \text{W} & \text{otherwise.} \end{cases} \quad (2.3)$$

In other words, a white vertex and a black vertex are merged into a black one, while two white vertices are merged into a white one, in the vertex identification. We write \mathcal{V}_l^{B} for the set of black vertices in \mathcal{V}_l and similarly write \mathcal{V}_l^{W} for the set of white vertices. Note that the black vertex v_m^0 of G_m has not been merged with vertices in \mathcal{V}_{m-1} when constructing \mathcal{G}_m for all $m = 2, \dots, l$. We thus use $\{v_m^0\}_{m=1}^l$ as a label for vertices in \mathcal{V}_l^{B} . For $v \in \mathcal{V}_L$, let $w(v)$ denote the number of subsets V_l which contain the vertex v .⁷ We call $w(v)$ a weight of the vertex v . Similarly, for $e \in \mathcal{E}_L$ we denote by $w(e)$ the number of subsets E_l which contain the edge e and call it a weight of the edge e . See Fig. 1 for an example.

We consider the Hubbard model on the graph \mathcal{G}_L . Let $c_{v,\sigma}$ and $c_{v,\sigma}^\dagger$ be an annihilation operator and a creation operator of an electron with spin $\sigma = \uparrow, \downarrow$ at the vertex $v \in \mathcal{V}_L$. They are assumed to satisfy the usual anticommutation relations

$$\{c_{v,\sigma}, c_{v',\tau}\} = \{c_{v,\sigma}^\dagger, c_{v',\tau}^\dagger\} = 0 \quad (2.4)$$

and

$$\{c_{v,\sigma}^\dagger, c_{v',\tau}\} = \delta_{v,v'} \delta_{\sigma,\tau} \quad (2.5)$$

for $v, v' \in \mathcal{V}_L$ and $\sigma, \tau = \uparrow, \downarrow$. The operator $n_{v,\sigma} = c_{v,\sigma}^\dagger c_{v,\sigma}$ is the number operator of an electron with spin σ at v . We denote by N_e the total number of electrons on \mathcal{V}_L and denote by Φ_0 a state with no electrons. The spin operators at a vertex v are defined by $S_v^{(1)} = (S_v^+ + S_v^-)/2$, $S_v^{(2)} = (S_v^+ - S_v^-)/(2i)$, $S_v^3 = (n_{v,\uparrow} - n_{v,\downarrow})/2$ with

⁶Namely, we do not consider multiple edges in \mathcal{G}_l . Instead, we later introduce weights of edges.

⁷Here and in what follows, V_l and E_l with $l = 1, 2, \dots, L$ are used to represent subsets of \mathcal{V}_L and \mathcal{E}_L , respectively. The elements of V_l and E_l , when we regard them as subsets, are vertices and edges that come from the complete graph $G_l = (V_l, E_l)$.

$S_v^+ = c_{v,\uparrow}^\dagger c_{v,\downarrow}$, $S_v^- = c_{v,\downarrow}^\dagger c_{v,\uparrow}$. The total spin operators are defined by $S_{\text{tot}}^{(\alpha)} = \sum_{v \in \mathcal{V}_L} S_v^{(\alpha)}$ with $\alpha = 1, 2, 3$. The eigenvalues of $S_{\text{tot}}^{(3)}$ and $(S_{\text{tot}}^{(1)})^2 + (S_{\text{tot}}^{(2)})^2 + (S_{\text{tot}}^{(3)})^2$ are denoted by M_{tot} and $S_{\text{tot}}(S_{\text{tot}} + 1)$, respectively.

The Hubbard Hamiltonian we consider is $H = H_{\text{hop}} + H_{\text{int}}$ with

$$H_{\text{hop}} = \sum_{v,v' \in \mathcal{V}_L} \sum_{\sigma=\uparrow,\downarrow} t_{v,v'} c_{v,\sigma}^\dagger c_{v',\sigma} \quad (2.6)$$

and

$$H_{\text{int}} = U \sum_{v \in \mathcal{V}_L} n_{v,\uparrow} n_{v,\downarrow}, \quad (2.7)$$

where $U > 0$ and hopping amplitudes $t_{v,v'}$ are given by

$$t_{v,v'} = \begin{cases} w(e)t & \text{if } e = \{v, v'\} \in \mathcal{E}_L, \\ w(v)t & \text{if } v = v' \in \mathcal{V}_L, \\ 0 & \text{otherwise,} \end{cases} \quad (2.8)$$

with positive parameter t . For this Hubbard Hamiltonian we have the following propositions.

Proposition 2.1 *The lowest single-electron energy of the hopping Hamiltonian H_{hop} is zero and is $(|\mathcal{V}_L| - L)$ -fold degenerate.*

Proposition 2.2 *Consider the Hamiltonian $H = H_{\text{hop}} + H_{\text{int}}$ with $N_e = |\mathcal{V}_L| - L$. A ferromagnetic state with $M_{\text{tot}} = N_e/2$ where every single-electron ground state of H_{hop} is singly occupied by an \uparrow -spin electron is one of the ground states.*

We note that the above proposition does not claim the uniqueness of the ground state. In fact, we need a certain condition on the graphs $\{\mathcal{G}_l\}_{l=1}^L$ to show the uniqueness of the ground state.

Let us introduce some more notations to state the condition which guarantees the uniqueness of the ferromagnetic ground states.

Let (v, v') be an ordered pair of vertices, a directed edge, and define $G_l^{\text{d}} = (V_l, E_l^{\text{d}})$ with

$$E_l^{\text{d}} = \{(v, v_l^0) \mid v \in V_l \setminus \{v_l^0\}\} \quad (2.9)$$

for $l = 1, \dots, L$. Every directed edge in G_l^{d} is pointing from a white vertex to the black vertex v_l^0 . Then, in the same way as that used for \mathcal{G}_l , we inductively construct directed coloured graphs $\mathcal{G}_l^{\text{d}} = (\mathcal{V}_l, \mathcal{E}_l^{\text{d}}, \gamma_l)$, replacing $\{\mathcal{E}_m\}_{m=1}^l$ and $\{E_m\}_{m=1}^l$ with $\{\mathcal{E}_m^{\text{d}}\}_{m=1}^l$ and $\{E_m^{\text{d}}\}_{m=1}^l$, respectively. We note that it is not necessary to merge two directed edges in the construction process of \mathcal{G}_l^{d} since there are no directed edges connecting two white vertices in E_m^{d} .

Now we consider the directed coloured graph \mathcal{G}_L^{d} corresponding to \mathcal{G}_L on which our Hubbard model is defined. We say that a vertex u is reachable from a vertex v if there exists a sequence of vertices, called a directed path, $(v \rightarrow u) = (v_0, v_1, \dots, v_{k-1}, v_k)$,

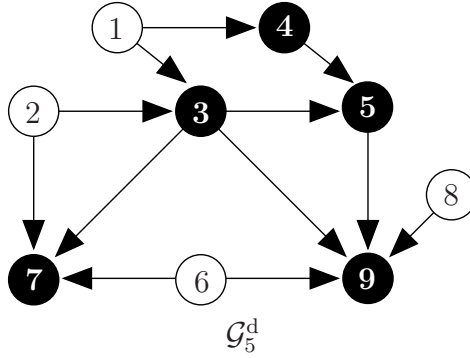


Figure 2: The directed coloured graph \mathcal{G}_5^d corresponding to \mathcal{G}_5 in Fig. 1(b). For this example, we have $R(1) = \{3, 4, 5, 7, 9\}$, $R(2) = \{3, 5, 7, 9\}$, $R(6) = \{7, 9\}$ and $R(8) = \{9\}$. Noting that $z_l < |V_l| - 1$ for $l = 4, 5$, one finds that the assumption (A1) is satisfied, since the white vertex $1 \in \mathcal{V}_3^W$ is reachable to $v_4^0 = 7$ by the single path $(1 \rightarrow 7) = (1, 3, 7)$ and the white vertex $6 \in \mathcal{V}_4^W$ is reachable to $v_5^0 = 9$ by the single path $(6 \rightarrow 9) = (6, 9)$. (The white vertex $1 \in \mathcal{V}_4^W$ is also reachable to v_5^0 by three paths.) It thus follows from Proposition 2.3 that the Hubbard Hamiltonian H with $N_e = 4$ has the unique ferromagnetic ground states.

such that $v_0 = v, v_k = u$ and $(v_{j-1}, v_j) \in \mathcal{E}_L^d$ for all $j = 1, \dots, k$. For each $v \in \mathcal{V}_L^W$ we denote by $R(v)$ the set of vertices which are reachable from v . For later convenience, v is included in $R(v)$ as its element with a path $(v \rightarrow v) = (v)$. It is noted that a colour of every vertex in $R(v) \setminus \{v\}$ is black. It is also noted that, for u in $R(v)$, there might be several directed paths from v to u . We denote by $N_{(v \rightarrow u)}$ the number of directed paths from $v \in \mathcal{V}_L^W$ to $u \in R(v)$.

We suppose that the coloured directed graph \mathcal{G}_L^d possesses the following property:

(A1) For every $l \in \{2, \dots, L\}$ such that $z_l \neq |V_l| - 1$, there exists a white vertex $v \in \mathcal{V}_{l-1}^W$ from which the black vertex $v_l^0 \in \mathcal{V}_L^B$ is reachable by an odd number $N_{(v \rightarrow v_l^0)}$ of directed paths.

See Fig. 2 for an example. It is remarked that $N_{(v \rightarrow v_l^0)}$ is determined and fixed when we construct \mathcal{G}_l^d .⁸ Thus we can check whether the assumption (A1) is satisfied or not for the newly added black vertex v_l^0 at each step of the construction of the graph \mathcal{G}_l^d . Then, we have the following proposition.

Proposition 2.3 *Under the assumption (A1) the ground state of the Hamiltonian $H = H_{\text{hop}} + H_{\text{int}}$ with $N_e = |\mathcal{V}_L| - L$ has $S_{\text{tot}} = N_e/2$ and is unique apart from the degeneracy due to the spin-rotation symmetry.*

⁸ The set of directed edges connecting two vertices in \mathcal{V}_l does not change in the remaining process of construction, since directed edges in $\mathcal{E}_L^d \setminus \mathcal{E}_l^d$ are written as (u, v_m^0) with $m = l + 1, \dots, L$ whose end-points are always in the outside of \mathcal{V}_l .

The occurrence of flat-band ferromagnetism in the present model is roughly explained as follows. The highly degenerate single-electron ground states of flat-band models are known to be localized. In the present model, each of them is localized around a white vertex, as we will see later in section 4. In order to avoid the increase of the interaction energy due to the double occupancy of white vertices, each electron singly occupies a localized state. Then, two electrons occupying localized states which overlap with each other at some black vertex align their spins in order to avoid the energy increase due to the double occupancy of that black vertex. Now we say that two localized states are directly connected if they overlap with each other. The assumption (A1) guarantees that any two single-electron ground states are connected in the above sense, and thus whole electrons form ferromagnetic ground states.

3 Examples

Tasaki's flat-band models. The main idea of our constructive method comes from Tasaki's flat-band models [6, 20], which are, of course, possible to construct following our procedure and shown to satisfy the assumption (A1).⁹ Complete graphs G_l , black vertices v_l^0 and white vertices correspond to cells, internal sites and external sites, respectively, in Tasaki's flat-band models. A coloured graph corresponding to a lattice of Tasaki's flat-band models is constructed by identifying only white vertices (external sites) from different complete graphs (cells) to regard them as a single vertex (site) in the coloured graph. In Fig. 3 we show an example in which the coloured graph is constructed by 4-vertex complete graphs (4-site cells). We note that, since black vertices are never identified with other vertices in this case, one can construct a coloured graph \mathcal{G}_L of any shape with any boundary conditions, without worrying about how to add a complete graph G_l to the so far constructed coloured graph \mathcal{G}_{l-1} . It is also easy to check that the assumption (A1) holds for the coloured directed graph \mathcal{G}_L^d corresponding to \mathcal{G}_L constructed with the above restriction. In fact, we have $R(v) = \{u \mid u = v \text{ or } (v, u) \in \mathcal{E}_L^d\}$, which implies $N_{(v \rightarrow u)} = 1$, for all $v \in \mathcal{V}_L^W$ in this case and thus there exists $v \in \mathcal{V}_{l-1}^W$ such that $N_{(v \rightarrow v_l^0)} = 1$ for all $v_l^0 \in \mathcal{V}_L^B$. As was already proved, Proposition 2.3 also shows that Tasaki's flat-band models have the unique ferromagnetic ground states if the electron number N_e is equal to the degeneracy of the single-electron ground states, i.e., the number of white vertices, $|\mathcal{V}_L| - L$, in \mathcal{G}_L .

Kagomé lattice with open boundary conditions. Our constructive method can treat models corresponding not only to Tasaki's flat-band models but also to Mielke's flat-band models, the flat-band models on line graphs.¹⁰ A typical example of line graphs is the kagomé lattice and the Hubbard model on it was studied by Mielke in detail. We here

⁹ To be more precise, $H'_{\text{hop}}(S) + H_{\text{int}}$ where $H'_{\text{hop}}(S)$ is given in (5.3) with $S_{l,l'} = t\delta_{l,l'}$ corresponds to the Hamiltonian of Tasaki's flat-band models.

¹⁰ Every line graph is characterized by its complete subgraphs, with which we can associate $\{G_l\}_{l=1}^L$. Our method is applicable when the line graph can be reconstructed from $\{G_l\}_{l=1}^L$ following our procedure stated in section 2. See also appendix A.1.

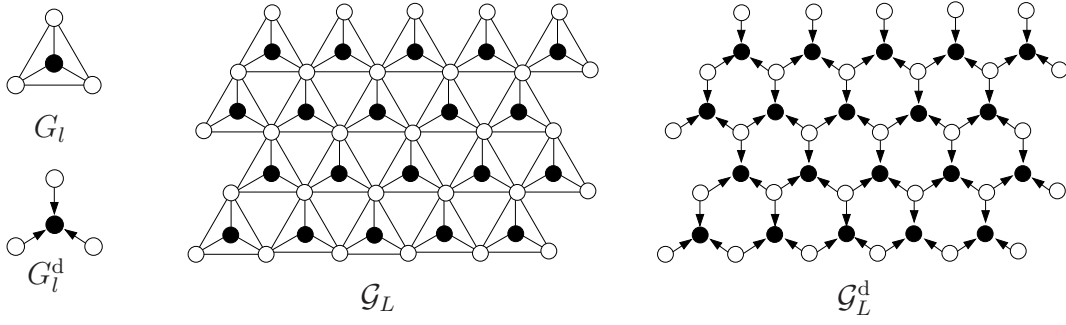


Figure 3: An example of the lattice structure in Tasaki's flat-band models. The lattice is constructed by identifying only white vertices (external sites) of the 4-vertex complete graphs (4-site cells).

consider the Hubbard model on the kagomé lattice with open boundary conditions.¹¹ In Fig. 4(a), we show the kagomé lattice, which is the line graph of a hexagonal lattice G_{hex} , with the boundary. We note that one can not directly apply the theorem of Mielke in Refs. [4] and [5] to conclude the uniqueness of the ferromagnetic ground states since the hexagonal lattice G_{hex} which we use in this example is not 2-connected due to the vertices in the boundary, each of which is connected to only one other vertex in the inside.

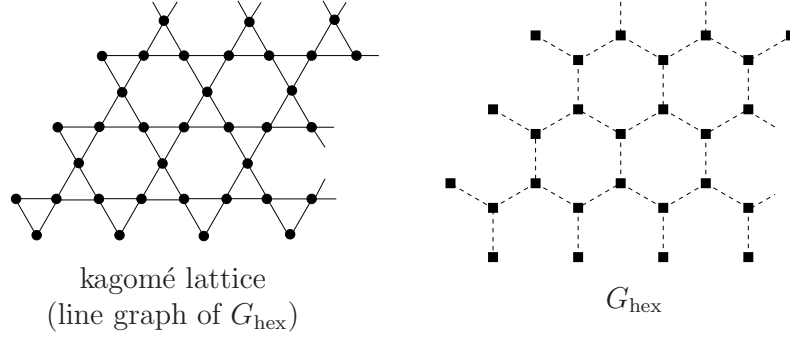
Let us treat the flat-band Hubbard model on the line graph of G_{hex} through our method. Let l_1 and l_2 be positive integers. We construct the coloured graph \mathcal{G}_L with $L = 2l_1 \times l_2$ depicted in Fig. 4 (b) in the following manner. We first make the bottom part \mathcal{G}_{2l_1} , which is a chain of triangles. To do so, placing the black vertex v_l^0 in V_l at the right most position, we identify the right most black vertex v_{l-1}^0 in \mathcal{V}_{l-1} with a white vertex in V_l for all $l = 2, \dots, 2l_1$. We note that $z_l = 1$ for $l = 2, \dots, 2l_1$. Next, we add G_{2l_1+1} to the second left most triangle in \mathcal{G}_{2l_1} by identifying a white vertex in V_2 with a white one in V_{2l_1+1} . Then, for $l = 2l_1 + 2, \dots, 4l_1$, if l is even, we identify v_{l-1}^0 with a white vertex in V_l and, if l is odd, we identify not only v_{l-1}^0 with one white vertex in V_l but also the white vertex in V_{l-2l_1+1} in the bottom part with the other white vertex in V_l . We note that $z_{2l_1+1} = 1$ and, for $l = 2l_1 + 2, \dots, 4l_1$, $z_l = 1$ if l is even and $z_l = 2$ otherwise. Repeating a similar procedure to that in making \mathcal{G}_{4l_1} , we obtain \mathcal{G}_L with $L = 2l_1 \times l_2$. It is easy to see from Fig. 4 (b) that the assumption (A1) is satisfied for \mathcal{G}_L^d . Therefore, we can conclude from Proposition 2.3 that the Hubbard model $H = H_{\text{hop}} + H_{\text{int}}$ on the kagomé lattice with the open boundary conditions exhibits the flat-band ferromagnetism.¹²

A variant of the checkerboard lattice composed of 4-vertex complete graphs. Finally,

¹¹ Modifying our method further, we can treat the periodic case as well. See appendix A.

¹² Strictly speaking, there is a minor difference between H and the Hamiltonian of Mielke's flat-band model; the on-site potential at the boundary is different from the inside one in H while the on-site potential is uniform in Mielke's flat-band model. With some extra work we can also show that $H + t \sum_{v \in \mathcal{V}_L; w(v)=1} \sum_{\sigma} c_{v,\sigma}^\dagger c_{w,\sigma}$, in which the on-site potential is uniform, has the unique ferromagnetic ground states if N_e is equal to the number of hexagons in \mathcal{G}_L .

(a)



(b)

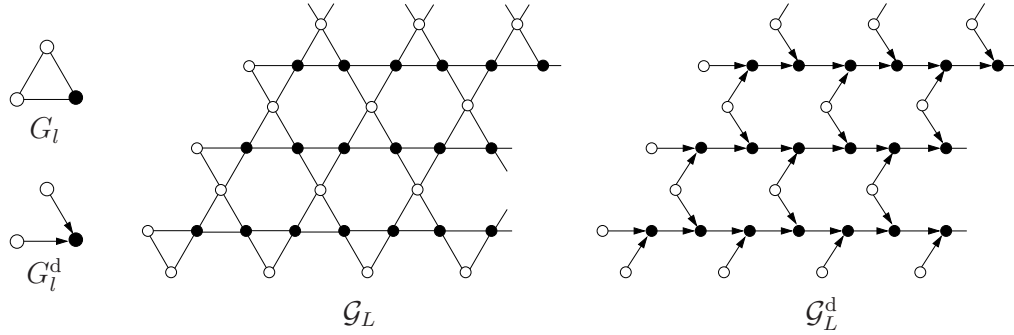


Figure 4: (a) The kagomé lattice with the boundary is obtained by associating a vertex (solid circle) with each edge (dashed line) of G_{hex} and connecting two vertices (solid circles) with an edge (solid line) if the corresponding edges (dashed lines) of G_{hex} have a vertex (solid square) in common. The boundary edges of G_{hex} are arranged so that the line graph of G_{hex} may coincide with the structure of \mathcal{G}_L in Fig. 4(b). (b) By using 3-vertex complete graphs, one can construct the coloured graph \mathcal{G}_L whose lattice structure is the kagomé lattice with the boundary.

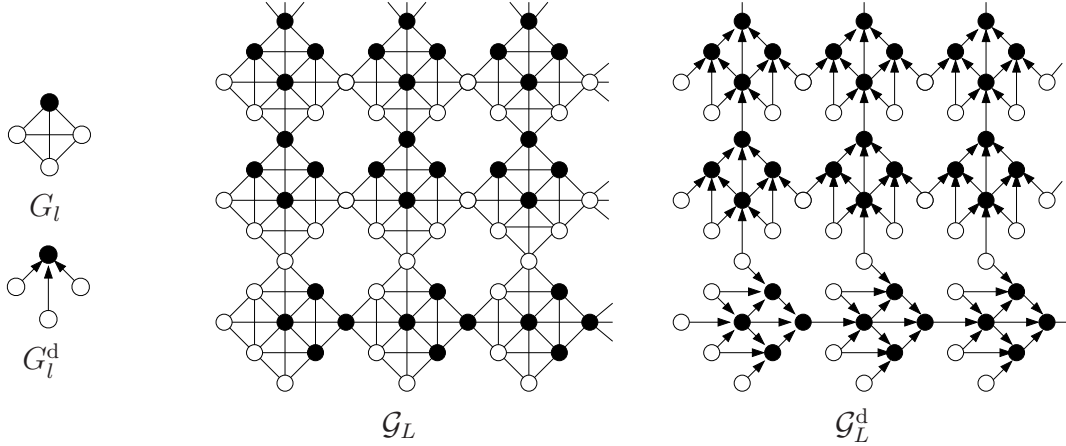
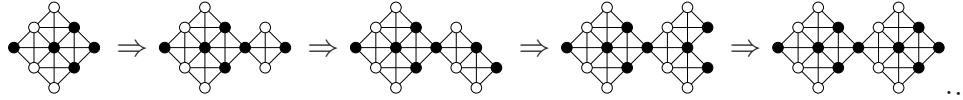
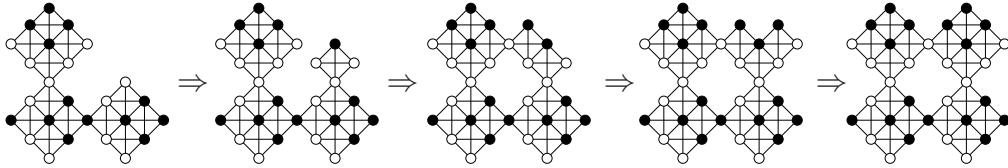


Figure 5: A variant of the checkerboard lattice which is composed of 4-vertex complete graphs.

we present an example which is classified as neither Tasaki's nor Mielke's flat-band models. The lattice structure is depicted in Fig. 5. As we can see, \mathcal{G}_L is not an assembly of cells with internal sites, which play a crucial role in Tasaki's models, and it is also impossible to regard \mathcal{G}_L as a line graph of any graph. The coloured graph \mathcal{G}_L is constructed in the following manner. We first make the bottom part of \mathcal{G}_L by adding the 4-vertex complete graphs to the so far constructed coloured graph as



Then, to this bottom part, we add 4-vertex complete graphs as



in order to make the second part from the bottom. Repeating a similar procedure to that in making the second part, we get the coloured graph \mathcal{G}_L . We find from Fig. 5 that \mathcal{G}_L^d corresponding \mathcal{G}_L satisfies (A1), and thus the Hubbard model $H = H_{\text{hop}} + H_{\text{int}}$ with $N_e = |\mathcal{V}_L| - L$ has the unique ferromagnetic ground states.

4 Proofs

Proof of Proposition 2.1. For each subset V_l of \mathcal{V}_L , let us define a fermion operator by

$$b_{l,\sigma} = \sum_{v \in V_l} c_{v,\sigma}. \quad (4.1)$$

By using the b operators, we can rewrite H_{hop} as¹³

$$H_{\text{hop}} = t \sum_{l=1}^L \sum_{\sigma=\uparrow,\downarrow} b_{l,\sigma}^\dagger b_{l,\sigma}. \quad (4.2)$$

From this expression of H_{hop} , one finds that H_{hop} is a positive semidefinite operator.

Let us show that $\{b_{l,\sigma}\}_{l=1}^L$ is linearly independent, i.e., the equation $\sum_{l=1}^L \beta_l b_{l,\sigma} = 0$ holds if and only if $\beta_l = 0$ for all $l = 1, \dots, L$. To see this, first note that we have $\{c_{v_m^0, \sigma}^\dagger, b_{l,\sigma}\} = \delta_{m,l}$ for $1 \leq l \leq m$, since the black vertex v_m^0 is not contained in \mathcal{V}_l with $1 \leq l < m$. Then, assuming $\sum_{l=1}^L \beta_l b_{l,\sigma} = 0$, we have $\beta_L = 0$ from $\{c_{v_L^0, \sigma}^\dagger, \sum_{l=1}^L \beta_l b_{l,\sigma}\} = 0$, $\beta_{L-1} = 0$ from $\{c_{v_{L-1}^0, \sigma}^\dagger, \sum_{l=1}^{L-1} \beta_l b_{l,\sigma}\} = 0$, and so forth. Therefore, $\sum_{l=1}^L \beta_l b_{l,\sigma} = 0$ implies $\beta_l = 0$ for all $l = 1, \dots, L$. Since the converse is trivial, we conclude that $\{b_{l,\sigma}\}_{l=1}^L$ is linearly independent.

Since the dimension of the single-electron Hilbert space on \mathcal{V}_L is $|\mathcal{V}_L|$, we can find $|\mathcal{V}_L| - L$ fermion operators which anticommute with all the b operators. These operators correspond to single-electron states having the lowest energy zero of the positive semidefinite operator H_{hop} . This completes the proof of Proposition 2.1.

Before proceeding to the proofs of Propositions 2.2 and 2.3, let us consider explicit forms of the fermion operators which anticommute with the b operators. For $v \in \mathcal{V}_L^W$ and $u \in R(v)$, let us denote by $(v \rightarrow u)_j$ with $j = 1, \dots, N_{(v \rightarrow u)}$ a path by which u is reachable from v . We use $|(v \rightarrow u)_j|$ to denote the number of vertices constituting a path $(v \rightarrow u)_j$. Then, for each $v \in \mathcal{V}_L^W$, we define

$$a_{v,\sigma} = \sum_{u \in R(v)} \left(\sum_{j=1}^{N_{(v \rightarrow u)}} (-1)^{|(v \rightarrow u)_j|-1} \right) c_{u,\sigma}. \quad (4.3)$$

See Fig. 6 for a operators corresponding to \mathcal{G}_5^d in Fig. 2. Let us show that the a operators defined above anticommute with b operators. By a direct calculation with (2.5) we have

$$\{a_{v,\sigma}^\dagger, b_{l,\sigma}\} = \sum_{u \in R(v) \cap V_l} \left(\sum_{j=1}^{N_{(v \rightarrow u)}} (-1)^{|(v \rightarrow u)_j|-1} \right). \quad (4.4)$$

The right hand side of (4.4) is apparently zero when $R(v) \cap V_l = \emptyset$. Now suppose that $R(v) \cap V_l \neq \emptyset$. In this case, v_l^0 is inevitably contained in $R(v) \cap V_l$, since, by definition, v_l^0 is reachable from every other vertex in the subset V_l . On the other hand, $R(v) \cap V_l$ contains at least one vertex except for v_l^0 , since a directed path from v must go through another vertex in the subset V_l to reach v_l^0 . This also means that a directed path from v to v_l^0 is always written as

$$(v \rightarrow v_l^0) = (v, \dots, u, v_l^0) \quad (4.5)$$

¹³ In fact we set the hopping amplitudes of our Hubbard Hamiltonian so that we can rewrite H_{hop} into the form of (4.2).

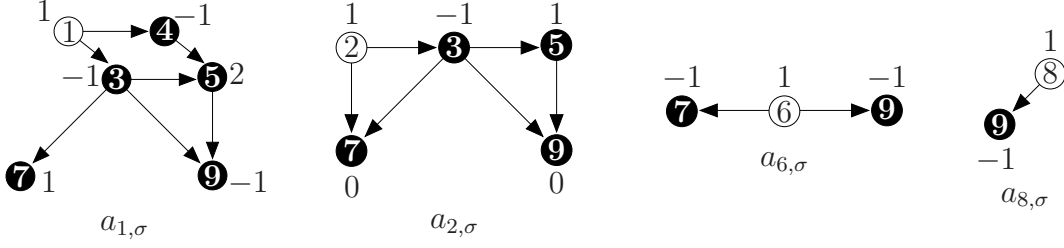


Figure 6: a operators corresponding to \mathcal{G}_5^d in Fig. 2. The number shown near the vertex u is the coefficient $\sum_{j=1}^{N(v \rightarrow u)} (-1)^{|(v \rightarrow u)_j| - 1}$ of $c_{u,\sigma}$ in $a_{v,\sigma}$.

with a certain vertex u in $(R(v) \cap V_l) \setminus \{v_l^0\}$. Therefore, by using $|(v, \dots, u, v_l^0)| = |(v, \dots, u)| + 1$,¹⁴ the right hand side of (4.4) becomes

$$\begin{aligned} & \sum_{u \in (R(v) \cap V_l) \setminus \{v_l^0\}} \left(\sum_{j=1}^{N(v \rightarrow u)} (-1)^{|(v \rightarrow u)_j| - 1} \right) + \left(\sum_{j=1}^{N(v \rightarrow v_l^0)} (-1)^{|(v \rightarrow v_l^0)_j| - 1} \right) \\ &= \sum_{u \in (R(v) \cap V_l) \setminus \{v_l^0\}} \left(\sum_{j=1}^{N(v \rightarrow u)} ((-1)^{|(v \rightarrow u)_j| - 1} + (-1)^{(|(v \rightarrow u)_j| + 1) - 1}) \right) = 0 \end{aligned} \quad (4.6)$$

which proves the desired claim that $\{a_{v,\sigma}^\dagger, b_{l,\sigma}\} = 0$ for all $l = 1, \dots, L$.

Noting that $\{c_{u,\sigma}^\dagger, a_{v,\sigma}\} = \delta_{u,v}$ for any $u, v \in \mathcal{V}_L^W$, we find that $\{a_{v,\sigma}\}_{v \in \mathcal{V}_L^W}$ is linearly independent. Since $L = |\mathcal{V}_L^B|$ by our construction method of $\mathcal{G}_L = (\mathcal{V}_L, \mathcal{E}_L, \gamma_L)$, we have $|\mathcal{V}_L| - L = |\mathcal{V}_L^W|$. This means that $\{a_{v,\sigma}\}_{v \in \mathcal{V}_L^W}$ forms a complete set of the fermion operators corresponding to the single-electron zero-energy states of H_{hop} .

Proof of Proposition 2.2. Assume that N_e is fixed to $|\mathcal{V}_L| - L$ and define

$$\Phi_\uparrow = \left(\prod_{v \in \mathcal{V}_L^W} a_{v,\uparrow}^\dagger \right) \Phi_0. \quad (4.7)$$

Since H_{hop} and H_{int} are positive semidefinite, a zero-energy state for both of these operators, if it exists, is a ground state of $H = H_{\text{hop}} + H_{\text{int}}$. It is easy to see that Φ_\uparrow is indeed a zero-energy state for both H_{hop} and H_{int} . This completes the proof of Proposition 2.2.

Proof of Proposition 2.3. Under the assumption (A1) we shall show that the a operators $\{a_{v,\sigma}\}_{v \in \mathcal{V}_L^W}$ are connected in the following sense. We say that $a_{v,\sigma}$ and $a_{v',\sigma}$ are directly connected at u if there exists a vertex u such that they have non-vanishing coefficients $\{c_{u,\sigma}^\dagger, a_{v,\sigma}\}$ and $\{c_{u,\sigma}^\dagger, a_{v',\sigma}\}$ of $c_{u,\sigma}$ in their expression (4.3). We note that

¹⁴ When $v = u \in V_l$, we have $(v \rightarrow v_l^0) = (v, v_l^0)$ and $|(v \rightarrow v_l^0)| = |(v)| + 1 = 2$.

the colour of a vertex u at which a operators are connected is always black. The a operators $\{a_{v,\sigma}\}_{v \in \mathcal{V}'}$, where \mathcal{V}' is a subset of \mathcal{V}_L^W , are said to be connected if, for any $v, v' \in \mathcal{V}'$, there exists a sequence of vertices v_0, v_1, \dots, v_k such that $v_0 = v, v_k = v'$, and $a_{v_{j-1},\sigma}$ and $a_{v_j,\sigma}$ are directly connected for all $j = 1, \dots, k$. From the result of Mielke,¹⁵ the connectivity of a operators $\{a_{v,\sigma}\}_{v \in \mathcal{V}_L^W}$ implies the uniqueness of the ferromagnetic ground state [18], and thus our proposition shall be proved.

Recall that the sequence $\mathcal{V}_1^W, \mathcal{V}_2^W, \dots, \mathcal{V}_L^W$ is increasing, i.e., $\mathcal{V}_1^W \subseteq \mathcal{V}_2^W \subseteq \dots \subseteq \mathcal{V}_L^W$. Let us show that the connectivity of the a operators $\{a_{v,\sigma}\}_{v \in \mathcal{V}_{l-1}^W}$ implies that of $\{a_{v,\sigma}\}_{v \in \mathcal{V}_l^W}$. In the case $\mathcal{V}_{l-1}^W = \mathcal{V}_l^W$, where $z_l = |V_l| - 1$, the above claim is trivial. Now suppose that $v' \in \mathcal{V}_l^W \setminus \mathcal{V}_{l-1}^W$, i.e. $0 < z_l < |V_l| - 1$. One easily finds that $N_{(v' \rightarrow v_l^0)} = 1$ and $|(v' \rightarrow v_l^0)| = 2$, which implies that $\{c_{v_l^0,\sigma}^\dagger, a_{v',\sigma}\} = -1$. Examining the assumption (A1), we can also find a vertex $v \in \mathcal{V}_{l-1}^W$ whose corresponding $a_{v,\sigma}$ satisfies

$$\{c_{v_l^0,\sigma}^\dagger, a_{v,\sigma}\} = \sum_{j=1}^{N_{(v \rightarrow v_l^0)}} (-1)^{|(v \rightarrow v_l^0)|-1} \neq 0. \quad (4.8)$$

Here we used the assumption that $N_{(v \rightarrow v_l^0)}$ is odd. This implies that $a_{v,\sigma}$ and $a_{v',\sigma}$ are directly connected at the vertex v_l^0 , and thus a operators $\{a_{v,\sigma}\}_{v \in \mathcal{V}_l^W}$ are connected if $\{a_{v,\sigma}\}_{v \in \mathcal{V}_{l-1}^W}$ are connected.

Since the a operators $\{a_{v,\sigma}\}_{v \in \mathcal{V}_l^W}$ are apparently connected at the vertex v_l^0 , we conclude that the a operators $\{a_{v,\sigma}\}_{v \in \mathcal{V}_L^W}$ are connected. This completes the proof of Proposition 2.3.

5 Further extensions

Here we consider further extensions. Let $\mathbf{S} = [\mathbf{S}_{l,l'}]_{l,l'=1}^L$ be a positive definite $L \times L$ matrix. Then, by using the b operators defined in (4.1) and \mathbf{S} , we define the hopping Hamiltonian

$$H_{\text{hop}}(\mathbf{S}) = \sum_{l,l'=1}^L \sum_{\sigma=\uparrow,\downarrow} \mathbf{S}_{l,l'} b_{l,\sigma}^\dagger b_{l',\sigma} \quad (5.1)$$

on the graph \mathcal{G}_L . Note that $H_{\text{hop}}(\mathbf{S})$ with $\mathbf{S}_{l,l'} = t\delta_{l,l'}$ is reduced to H_{hop} . Since $H_{\text{hop}}(\mathbf{S})$ is a positive semidefinite operator and is made up of only the b operators, the a operators defined in (4.3) still correspond to the single-electron zero-energy states of $H_{\text{hop}}(\mathbf{S})$.¹⁶ Therefore Propositions 2.1, 2.2 and 2.3 hold true even if we replace H_{hop} with $H_{\text{hop}}(\mathbf{S})$.

Next, we consider a deformation of the b operators. Let us define

$$B_{l,\sigma} = \sum_{v \in V_l} \lambda_l(v) c_{v,\sigma} \quad (5.2)$$

¹⁵ See also Ref. [2] for pedagogical explanations. We also give a proof with our notations in appendix B.

¹⁶ Since \mathbf{S} is positive, the dimension of the single-electron zero-energy states remains $|\mathcal{V}| - L$.

where $\lambda_l(v)$ are complex numbers and $\lambda_l(v_l^0) = 1$. The operator $B_{l,\sigma}$ corresponds to a localized state on the subset V_l of \mathcal{V}_L . By using the B operators we define the hopping Hamiltonian

$$H'_{\text{hop}}(\mathbf{S}) = \sum_{l,l'=1}^L \sum_{\sigma=\uparrow,\downarrow} S_{l,l'} B_{l,\sigma}^\dagger B_{l',\sigma} \quad (5.3)$$

with positive definite matrix \mathbf{S} . As in the case of the b operators, we can show the linear independence of the B operators. Therefore, Propositions 2.1 and 2.2 with H_{hop} replaced by $H'_{\text{hop}}(\mathbf{S})$ hold true.

Let us consider a set of fermion operators which anticommute with the B operators. Let v be a vertex in \mathcal{V}_L^W and let $(v \rightarrow u) = (v_0, \dots, v_k)$ be a directed path in \mathcal{G}_L^d . Recall that each vertex except $v = v_0$ in (v_0, v_1, \dots, v_k) is one of the black vertices in the complete graphs $\{G_l\}_{l=1}^L$. Recall also that each v_{j-1} with $j = 2, \dots, k$ is merged with a white vertex of $G_{l(v_j)}$, where $l(v_j) = l$ if $v_j = v_l^0$. We then define

$$\lambda[(v \rightarrow u)] = \lambda[(v_0, \dots, v_k)] = \begin{cases} 1 & \text{if } u = v \\ \prod_{j=1}^k (-\lambda_{l(v_j)}(v_{j-1})) & \text{otherwise,} \end{cases} \quad (5.4)$$

and

$$A_{v,\sigma}^\dagger = \sum_{u \in R(v)} \left(\sum_{j=1}^{N(v \rightarrow u)} \lambda[(v \rightarrow u)_j] \right) c_{u,\sigma}^\dagger. \quad (5.5)$$

We can verify that the A operators anticommute with the B operators. In fact, we have

$$\begin{aligned} \{A_{v,\sigma}^\dagger, B_{l,\sigma}\} &= \sum_{u \in R(v) \cap V_l} \left(\sum_{j=1}^{N(v \rightarrow u)} \lambda[(v \rightarrow u)_j] \lambda_l(u) \right) \\ &= \sum_{u \in (R(v) \cap V_l) \setminus \{v_l^0\}} \left(\sum_{j=1}^{N(v \rightarrow u)} \lambda[(v \rightarrow u)_j] \lambda_l(u) \right) + \left(\sum_{j=1}^{N(v \rightarrow v_l^0)} \lambda[(v \rightarrow v_l^0)_j] \lambda_l(v_l^0) \right) \\ &= \sum_{u \in (R(v) \cap V_l) \setminus \{v_l^0\}} \left(\sum_{j=1}^{N(v \rightarrow u)} \left(\lambda[(v \rightarrow u)_j] \lambda_l(u) + \lambda[(v \rightarrow u)_j] (-\lambda_{l(v_l^0)}(u)) \right) \right) \\ &= 0. \end{aligned} \quad (5.6)$$

Here we used $\lambda_l(v_l^0) = 1$ and $\lambda[(v \rightarrow v_l^0)_j] = \lambda[(v \rightarrow u)_j] (-\lambda_{l(v_l^0)}(u))$ for $(v \rightarrow v_l^0) = (v, \dots, u, v_l^0)$.

The uniqueness of the ferromagnetic ground states of $H'_{\text{hop}}(\mathbf{S}) + H_{\text{int}}$ with $N_e = |\mathcal{V}_L| - L$ follows from the connectivity of $\{A_{v,\sigma}\}_{v \in \mathcal{V}_L^W}$. It is easy to see that the following assumption is sufficient for the connectivity of $\{A_{v,\sigma}\}_{v \in \mathcal{V}_L^W}$.

(A2) For every $l \in \{2, \dots, L\}$ such that $z_l \neq |V_l| - 1$, there exists a white vertex $v \in \mathcal{V}_{l-1}^W$

for which $\sum_{j=1}^{N_{(v \rightarrow v_l^0)}} \lambda[(v \rightarrow v_l^0)_j]$ is non-vanishing.

Proposition 2.3 with (A1) and H_{hop} replaced by (A2) and $H'_{\text{hop}}(\text{S})$ remains to hold.

Acknowledgements I would like to thank H. Katsura and H. Tasaki for valuable discussions. I also would like to thank P. Mühlbacher, V. Sohinger and D. Ueltschi for their warm hospitality and fruitful discussions during my stay at the Mathematics Institute of the University of Warwick, where a part of this work was performed.

Appendix A Flat-band models on line graphs of 2-connected graphs

A.1 Line graphs and cell construction

The problem of flat-band ferromagnetism on line graphs was studied and fully resolved by Mielke [3, 4, 5]. In this appendix we revisit the problem using our method.

Let $\bar{\mathcal{G}} = (\bar{\mathcal{V}}, \bar{\mathcal{E}})$ be a simple 2-connected graph.¹⁷ With each $\bar{v} \in \bar{\mathcal{V}}$ we associate a complete graph $G_{\bar{v}} = (V_{\bar{v}}, E_{\bar{v}})$, where $|V_{\bar{v}}|$ is equal to the number of edges touching \bar{v} , and

$$E_{\bar{v}} = \{e = \{v, v'\} \mid v, v' \in V_{\bar{v}}, v \neq v'\}. \quad (\text{A.1})$$

Let $\bar{\mathcal{V}}'$ be a subset of $\bar{\mathcal{V}}$. From the collection $\{G_{\bar{v}}\}_{\bar{v} \in \bar{\mathcal{V}}'}$ of complete graphs we create a new graph $\mathcal{L}_{\bar{\mathcal{G}}}(\bar{\mathcal{V}}')$ in the following way. For all $\bar{v} \in \bar{\mathcal{V}}'$, we arrange $G_{\bar{v}}$ at \bar{v} in such a way that every vertex of $G_{\bar{v}}$ is placed at each one of the edges touching \bar{v} . If we find two vertices on the same edge, we identify them as a single vertex. Then we regard the resulting set of vertices as the vertex set of $\mathcal{L}_{\bar{\mathcal{G}}}(\bar{\mathcal{V}}')$. The edge set of $\mathcal{L}_{\bar{\mathcal{G}}}(\bar{\mathcal{V}}')$ is given by $\sum_{\bar{v} \in \bar{\mathcal{V}}'} E_{\bar{v}}$ with the above vertex identification. We say that a vertex in the graph $\mathcal{L}_{\bar{\mathcal{G}}}(\bar{\mathcal{V}}')$ has weight 2 if it comes from two complete graphs and weight 1 otherwise. We use $G_{\bar{v}}$ to denote also the subgraph of $\mathcal{L}_{\bar{\mathcal{G}}}(\bar{\mathcal{V}}')$ whose vertices and edges come from the complete graph $G_{\bar{v}}$. A vertex with weight 1 is called a boundary vertex of $\mathcal{L}_{\bar{\mathcal{G}}}(\bar{\mathcal{V}}')$. If a subgraph $G_{\bar{v}}$ contains a boundary vertex, we say that $G_{\bar{v}}$ is in the boundary of $\mathcal{L}_{\bar{\mathcal{G}}}(\bar{\mathcal{V}}')$. In the case $\bar{\mathcal{V}}' = \bar{\mathcal{V}}$, the graph $\mathcal{L}_{\bar{\mathcal{G}}}(\bar{\mathcal{V}})$ obtained by the above procedure is nothing but the line graph of $\bar{\mathcal{G}}$, since we find a vertex in $\mathcal{L}_{\bar{\mathcal{G}}}(\bar{\mathcal{V}})$ on every edge in $\bar{\mathcal{E}}$ and there exists in $\mathcal{L}_{\bar{\mathcal{G}}}(\bar{\mathcal{V}})$ an edge $\{v, v'\}$ which connects v on $e \in \bar{\mathcal{E}}$ and v' on $e' \in \bar{\mathcal{E}}$ if and only if e and e' touch the same vertex in $\bar{\mathcal{V}}$. We remark that, since $\bar{\mathcal{G}}$ is 2-connected, the weight of every vertex in $\mathcal{L}_{\bar{\mathcal{G}}}(\bar{\mathcal{V}})$ is 2, i.e., $\mathcal{L}_{\bar{\mathcal{G}}}(\bar{\mathcal{V}})$ has no boundary vertices. See Fig. A.1 for an example.

The above way to create a line graph as an assembly of complete graphs indicates that we may treat the flat-band models on line graphs by using our method with $\{G_{\bar{v}}\}_{\bar{v} \in \bar{\mathcal{V}}}$. It is, however, impossible to use our construction procedure to make the coloured graph

¹⁷ An edge connecting a vertex to itself is called a loop. A simple graph has no loops or multiple edges. A vertex is called a cut vertex if its removal disconnects the connected graph. A 2-connected graph has no cut vertices.

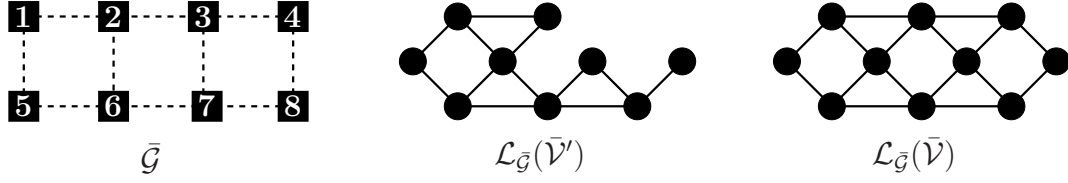


Figure A.1: We associate 2-vertex complete graphs and 3-vertex complete graphs, respectively, with vertices 1,4,5,8 and 2,3,6,7 in $\bar{\mathcal{G}}$. The figure in the middle is $\mathcal{L}_{\bar{\mathcal{G}}}(\bar{\mathcal{V}}')$ with $\bar{\mathcal{V}}' = \{1, 2, 5, 6, 7, 8\}$. There are three boundary vertices in $\mathcal{L}_{\bar{\mathcal{G}}}(\bar{\mathcal{V}}')$ and subgraphs G_2, G_7 and G_8 are in the boundary of $\mathcal{L}_{\bar{\mathcal{G}}}(\bar{\mathcal{V}}')$. The graph $\mathcal{L}_{\bar{\mathcal{G}}}(\bar{\mathcal{V}})$ is the line graph of $\bar{\mathcal{G}}$.

corresponding to the line graph $\mathcal{L}_{\bar{\mathcal{G}}}(\bar{\mathcal{V}})$ directly, since the black vertex in the newly added complete graph can not be identified with a vertex in the so far constructed coloured graph, which means that the weight of the black vertex v_L^0 is one. (Recall that $\mathcal{L}_{\bar{\mathcal{G}}}(\bar{\mathcal{V}})$ has no boundary vertices.) In fact, we can instead construct the coloured graph whose structure is almost the same as $\mathcal{L}_{\bar{\mathcal{G}}}(\bar{\mathcal{V}})$ through our method. We first consider the flat-band model on this almost the same graph, and then return to the problem of flat-band ferromagnetism on the correct line graph.

Choose one vertex, which we denote by \bar{u} , in $\bar{\mathcal{V}}$ and consider $\mathcal{L}_{\bar{\mathcal{G}}}(\bar{\mathcal{V}} \setminus \{\bar{u}\})$. The coloured graph corresponding to $\mathcal{L}_{\bar{\mathcal{G}}}(\bar{\mathcal{V}} \setminus \{\bar{u}\})$ can be constructed from $\{G_{\bar{v}}\}_{\bar{v} \in \bar{\mathcal{V}} \setminus \{\bar{u}\}}$ through our procedure described in section 2. This claim is shown as follows. Let $\bar{v}_1, \bar{v}_2, \dots, \bar{v}_L$ be a sequence of vertices in $\bar{\mathcal{V}} \setminus \{\bar{u}\}$, where $L = |\bar{\mathcal{V}}| - 1$ and $\bar{v}_l \neq \bar{v}_{l'}$ for $l \neq l'$. We denote by $\bar{\mathcal{V}}_l$ the set of vertices $\{\bar{v}_1, \bar{v}_2, \dots, \bar{v}_l\}$. As we will see below, it is possible to choose a sequence $\bar{v}_1, \bar{v}_2, \dots, \bar{v}_L$ so that a sequence of graphs $\mathcal{L}_{\bar{\mathcal{G}}}(\bar{\mathcal{V}}_1), \mathcal{L}_{\bar{\mathcal{G}}}(\bar{\mathcal{V}}_2), \dots, \mathcal{L}_{\bar{\mathcal{G}}}(\bar{\mathcal{V}}_L)$ may satisfy the following properties; $\mathcal{L}_{\bar{\mathcal{G}}}(\bar{\mathcal{V}}_l)$ is connected for all $l = 1, \dots, L$ and a sequence $\mathcal{V}_1, \dots, \mathcal{V}_L$, where \mathcal{V}_l denotes the edge set of $\mathcal{L}_{\bar{\mathcal{G}}}(\bar{\mathcal{V}}_l)$, is strictly increasing, i.e. $\mathcal{V}_l \setminus \mathcal{V}_{l-1} \neq \emptyset$ for all $l = 2, \dots, L$. Once we find a sequence $\bar{v}_1, \bar{v}_2, \dots, \bar{v}_L$ for which the above properties hold, it is possible to construct coloured graphs $\mathcal{G}_1, \mathcal{G}_2, \dots, \mathcal{G}_L$ such that the vertex and the edge sets of \mathcal{G}_l are given by those of $\mathcal{L}_{\bar{\mathcal{G}}}(\bar{\mathcal{V}}_l)$ in the following manner. For $\bar{v} \in \bar{\mathcal{V}} \setminus \{\bar{u}\}$, paint one of the vertices in $G_{\bar{v}}$ black and paint all the other vertices white. We first arrange $G_{\bar{v}_1}$ at $\bar{v}_1 \in \bar{\mathcal{V}}$ placing every vertex at each one of the edges touching \bar{v}_1 and set $\mathcal{G}_1 = (G_{\bar{v}_1}, \gamma_1) = (V_{\bar{v}_1}, E_{\bar{v}_1}, \gamma_1)$. Then, for $l = 2, \dots, L$, we arrange $G_{\bar{v}_l}$ at $\bar{v}_l \in \bar{\mathcal{V}}$ placing every vertex at each one of the edges touching \bar{v}_l and identify two vertices on the same edge to merge $G_{\bar{v}_l}$ with the so far constructed coloured graph \mathcal{G}_{l-1} . We note that there always exist, in \mathcal{V}_{l-1} , vertices which can be identified with white vertices in $G_{\bar{v}_l}$ since $\mathcal{L}_{\bar{\mathcal{G}}}(\bar{\mathcal{V}}_l)$ is connected. We also note that it is always possible to place the black vertex in $G_{\bar{v}_l}$ on an edge in $\bar{\mathcal{E}}$ since $\mathcal{V}_l \setminus \mathcal{V}_{l-1}$ is non-empty. This completes the proof of the claim. (See Fig. A.2 for an example corresponding to $\bar{\mathcal{G}}$ in Fig. A.1.)

Let us check that we can always find a sequence $\bar{v}_1, \dots, \bar{v}_L$ for which the above properties are satisfied. We first note that $\mathcal{L}_{\bar{\mathcal{G}}}(\bar{\mathcal{V}}_L) = \mathcal{L}_{\bar{\mathcal{G}}}(\bar{\mathcal{V}} \setminus \{\bar{u}\})$ is connected since $\bar{\mathcal{G}}$ is 2-connected and that there are $|\bar{\mathcal{V}}_{\bar{u}}|$ boundary vertices in $\mathcal{L}_{\bar{\mathcal{G}}}(\bar{\mathcal{V}}_L)$. Now suppose that $\mathcal{L}_{\bar{\mathcal{G}}}(\bar{\mathcal{V}}_l)$ is connected and has at least one boundary vertex. Among subgraphs in the

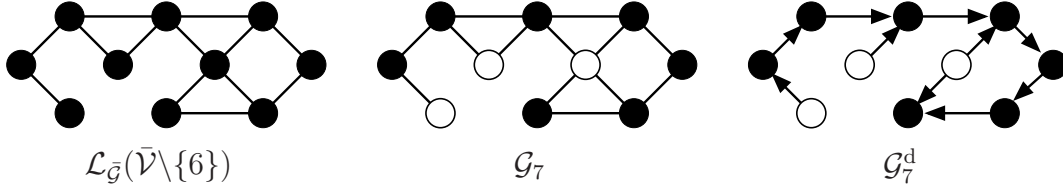


Figure A.2: Setting $(\bar{v}_1, \bar{v}_2, \dots, \bar{v}_7) = (5, 1, 2, 3, 4, 8, 7)$ for $\bar{\mathcal{G}}$ in Fig.A.1, we can construct the coloured graph $\mathcal{G}_7 = (\mathcal{L}_{\bar{\mathcal{G}}}(\bar{\mathcal{V}} \setminus \{6\}), \gamma_7)$ as depicted in the middle.

boundary of $\mathcal{L}_{\bar{\mathcal{G}}}(\bar{\mathcal{V}}_l)$ we can select one subgraph, which we label as $G_{\bar{v}_l}$, so that the graph $\mathcal{L}_{\bar{\mathcal{G}}}(\bar{\mathcal{V}}_l \setminus \{\bar{v}_l\})$ is connected. To see this, assume that any graph $\mathcal{L}_{\bar{\mathcal{G}}}(\bar{\mathcal{V}}_l \setminus \{\bar{v}\})$ where $G_{\bar{v}}$ is in the boundary of $\mathcal{L}_{\bar{\mathcal{G}}}(\bar{\mathcal{V}}_l)$ is disconnected. This assumption implies that there exists a vertex \bar{v} for which $\mathcal{L}_{\bar{\mathcal{G}}}(\bar{\mathcal{V}}_l \setminus \{\bar{v}\})$ can be decomposed as $\mathcal{L}_{\bar{\mathcal{G}}}(\bar{\mathcal{V}}_l \setminus \{\bar{v}\}) = \mathcal{L}_{\bar{\mathcal{G}}}(\bar{\mathcal{V}}_l^1) \cup \mathcal{L}_{\bar{\mathcal{G}}}(\bar{\mathcal{V}}_l^2)$, where $\mathcal{L}_{\bar{\mathcal{G}}}(\bar{\mathcal{V}}_l^1)$ is disconnected with $\mathcal{L}_{\bar{\mathcal{G}}}(\bar{\mathcal{V}}_l^2)$, in such a way that at least one of $\mathcal{L}_{\bar{\mathcal{G}}}(\bar{\mathcal{V}}_l^1)$ and $\mathcal{L}_{\bar{\mathcal{G}}}(\bar{\mathcal{V}}_l^2)$, say $\mathcal{L}_{\bar{\mathcal{G}}}(\bar{\mathcal{V}}_l^1)$, is connected and has no boundary vertices except ones which are originally contained in the subgraph $G_{\bar{v}}$ of $\mathcal{L}_{\bar{\mathcal{G}}}(\bar{\mathcal{V}}_l)$.¹⁸ Considering the implications of this fact for the graph $\bar{\mathcal{G}}$, we find that there are no edges in $\bar{\mathcal{E}}$ which connect vertices in $\bar{\mathcal{V}}_l^1$ and vertices except \bar{v} in $\bar{\mathcal{V}} \setminus \bar{\mathcal{V}}_l^1$, i.e., \bar{v} is a cut vertex in $\bar{\mathcal{G}}$.¹⁹ This, however, contradicts with the assumption that $\bar{\mathcal{G}}$ is 2-connected. Therefore, we can find a vertex $\bar{v}_l \in \bar{\mathcal{V}}_l$ for which $\mathcal{L}_{\bar{\mathcal{G}}}(\bar{\mathcal{V}}_l \setminus \{\bar{v}_l\})$ is connected. We set $\bar{\mathcal{V}}_{l-1} = \bar{\mathcal{V}}_l \setminus \{\bar{v}_l\}$. It is obvious that $\bar{\mathcal{V}}_l \setminus \bar{\mathcal{V}}_{l-1}$ is non-empty since the subgraph $G_{\bar{v}_l}$ of $\mathcal{L}_{\bar{\mathcal{G}}}(\bar{\mathcal{V}}_l)$ is in the boundary and contains boundary vertices in $\bar{\mathcal{V}}_l \setminus \bar{\mathcal{V}}_{l-1}$. It is also obvious that $\mathcal{L}_{\bar{\mathcal{G}}}(\bar{\mathcal{V}}_{l-1})$ has at least one boundary vertex, since there exists a vertex with weight 2 in the subgraph $G_{\bar{v}_l}$ of $\mathcal{L}_{\bar{\mathcal{G}}}(\bar{\mathcal{V}}_l)$ and this vertex becomes to have weight 1 in $\mathcal{L}_{\bar{\mathcal{G}}}(\bar{\mathcal{V}}_{l-1})$. Therefore, we can inductively find vertices $\bar{v}_L, \bar{v}_{L-1}, \dots, \bar{v}_1$ for which $\{\mathcal{L}_{\bar{\mathcal{G}}}(\bar{\mathcal{V}}_l)\}_{l=1}^L$ satisfies the desired properties.

¹⁸ This will be proved as follows. Let \mathcal{V}_l^b be the set of boundary vertices of $\mathcal{L}_{\bar{\mathcal{G}}}(\bar{\mathcal{V}}_l)$. We pick up a vertex in \mathcal{V}_l^b and remove the subgraph $G_{\bar{v}'}$ containing this boundary vertex from $\mathcal{L}_{\bar{\mathcal{G}}}(\bar{\mathcal{V}}_l)$. Then the resulting graph $\mathcal{L}_{\bar{\mathcal{G}}}(\bar{\mathcal{V}}_l \setminus \{\bar{v}'\})$ is decomposed into connected graphs. Among the connected graphs we select one which has the least number of boundary vertices in \mathcal{V}_l^b . Let $\mathcal{V}_{l,1}^b$ be a subset of \mathcal{V}_l^b whose elements are in the selected graph. We pick up a vertex in $\mathcal{V}_{l,1}^b$ and remove the subgraph $G_{\bar{v}''}$ containing this boundary vertex from $\mathcal{L}_{\bar{\mathcal{G}}}(\bar{\mathcal{V}}_l)$. The resulting graph $\mathcal{L}_{\bar{\mathcal{G}}}(\bar{\mathcal{V}}_l \setminus \{\bar{v}''\})$ is again decomposed into connected graphs. Let $\mathcal{V}_{l,2}^b$ be a subset of \mathcal{V}_l^b whose elements are in the connected graph having the least number of boundary vertices in \mathcal{V}_l^b . Here note that $\mathcal{V}_{l,2}^b \subset \mathcal{V}_{l,1}^b \subset \mathcal{V}_l^b$ and the number of elements in $\mathcal{V}_{l,2}^b$ is strictly less than that in $\mathcal{V}_{l,1}^b$. Repeating the same procedure we reach the claim.

¹⁹ Assume that there is an edge $\{\bar{v}', \bar{v}''\}$ with $\bar{v}' \in \bar{\mathcal{V}}_l^1$ and $\bar{v}'' \in \bar{\mathcal{V}} \setminus (\bar{\mathcal{V}}_l^1 \cup \{\bar{v}\})$. Since the vertex at the edge $\{\bar{v}', \bar{v}''\}$ is not a boundary vertex of $\mathcal{L}_{\bar{\mathcal{G}}}(\bar{\mathcal{V}}_l^1)$, it has weight 2. This implies that the subgraphs $G_{\bar{v}'}$ and $G_{\bar{v}''}$ are in $\mathcal{L}_{\bar{\mathcal{G}}}(\bar{\mathcal{V}}_l \setminus \{\bar{v}\})$, which contradicts that $\mathcal{L}_{\bar{\mathcal{G}}}(\bar{\mathcal{V}}_l^1)$ is disconnected with $\mathcal{L}_{\bar{\mathcal{G}}}(\bar{\mathcal{V}}_l^2)$.

A.2 Flat-band models on $\mathcal{L}_{\bar{\mathcal{G}}}(\bar{\mathcal{V}} \setminus \{\bar{u}\})$

Let us consider the Hubbard Hamiltonian $H = H_{\text{hop}} + H_{\text{int}}$ on the coloured graph $\mathcal{G}_L = (\mathcal{L}_{\bar{\mathcal{G}}}(\bar{\mathcal{V}} \setminus \{\bar{u}\}), \gamma_L) = (\mathcal{V}_L, \mathcal{E}_L, \gamma_L)$ where

$$H_{\text{hop}} = t \sum_{\bar{v} \in \bar{\mathcal{V}} \setminus \{\bar{u}\}} \sum_{\sigma=\uparrow, \downarrow} b_{\bar{v}, \sigma}^\dagger b_{\bar{v}, \sigma} \quad (\text{A.2})$$

and

$$b_{\bar{v}, \sigma} = \sum_{v \in V_{\bar{v}}} c_{v, \sigma}. \quad (\text{A.3})$$

From proposition 2.1 we find that the degeneracy of the single-electron ground states of H_{hop} is $|\mathcal{V}_L| - L = |\bar{\mathcal{E}}| - |\bar{\mathcal{V}}| + 1$.²⁰ Note that the degeneracy is independent of whether the graph $\bar{\mathcal{G}}$ is bipartite or not in this case.²¹

Let us show that the assumption (A1) is satisfied for the directed coloured graph \mathcal{G}_L^{d} corresponding to \mathcal{G}_L and thus the ground state of H on the graph $\mathcal{L}_{\bar{\mathcal{G}}}(\bar{\mathcal{V}} \setminus \{\bar{u}\})$ with $N_e = |\bar{\mathcal{E}}| - |\bar{\mathcal{V}}| + 1$ has the unique ferromagnetic ground states.

Before proceeding to the proof, we comment on the properties of \mathcal{G}_L^{d} which are characteristic to the present case. Firstly, since the weight of each vertex in \mathcal{G}_L^{d} is at most 2, each white vertex has at most 2 directed paths which end at black vertices with weight 1. Secondly, two subsets $V_{\bar{v}}$ and $V_{\bar{v}'}$ share at most one vertex since the graph $\bar{\mathcal{G}}$ is simple. The second fact implies that there is at most one directed edge which starts from a black vertex.

We shall show by induction that, for all $l = 2, \dots, L$, there exists a white vertex $v \in \mathcal{V}_{l-1}^{\text{W}}$ from which $v_l^0 \in \mathcal{V}_L^{\text{B}}$ is reachable by a single directed path, i.e., for which we have $N_{(v \rightarrow v_l^0)} = 1$. To begin with, consider the black vertex v_l^0 with $l = 2$. Since $V_{\bar{v}_1}$ and $V_{\bar{v}_2}$ share exactly one vertex, we can clearly find, in \mathcal{V}_1^{W} , a white vertex reachable to v_2^0 by a single directed path. Let m be an integer in $3 \leq m \leq L$ and assume that the above claim is true for all $l = 2, \dots, m-1$. Under this assumption, assume also that there are no white vertices from which v_m^0 is reachable by a single directed path. As we will show in the following, the second assumption leads to a contradiction, and therefore we obtain the desired claim.

Consider the construction step of \mathcal{G}_m and \mathcal{G}_m^{d} . If white vertices of \mathcal{G}_{m-1} only are identified with white vertices of $G_{\bar{v}_m}$, one can pick up, among those identified vertices, a white vertex $v \in \mathcal{V}_{m-1}^{\text{W}}$ from which v_m^0 is reachable by a single directed path ($v \rightarrow v_m^0 = (v, v_m^0)$). Since this is against the second assumption, at least one black vertex $v_{m_1}^0$ with $m_1 \leq m-1$ must be identified with a white vertex of $G_{\bar{v}_m}$. By the inductive assumption we then find, in $\mathcal{V}_{m_1-1}^{\text{W}}$, a white vertex v' which is reachable to $v_{m_1}^0$ by a single directed path. Now note that v' is also reachable to v_m^0 by the directed path which first reaches $v_{m_1}^0$ then goes to v_m^0 . Therefore, by the second assumption, there must be another directed path connecting v' with v_m^0 . Since a black vertex $v_{m_2}^0 \in \mathcal{V}_{m_1-1}$

²⁰ We have $|\mathcal{V}_L| = |\bar{\mathcal{E}}|$ since the number of vertices in \mathcal{V}_L is equal to that of edges in $\bar{\mathcal{E}}$.

²¹ As is well known, for the Hubbard Hamiltonian on the line graph $\mathcal{L}_{\bar{\mathcal{G}}}(\bar{\mathcal{V}})$ of $\bar{\mathcal{G}}$, the degeneracy is $|\bar{\mathcal{E}}| - |\bar{\mathcal{V}}| + 1$ if $\bar{\mathcal{G}}$ is bipartite and $|\bar{\mathcal{E}}| - |\bar{\mathcal{V}}|$ otherwise.

which is connected with v' by a directed edge $(v', v_{m_2}^0)$ must be included in either of the two directed paths starting from v' , the above observation implies that we have the black vertex $v_{m_2}^0$ with $m_2 < m_1$ which is reachable to v_m^0 . By the assumptions, we again find, in $\mathcal{V}_{m_2-1}^W$, a white vertex v'' which is reachable not only to $v_{m_2}^0$ by a single directed path but also to v_m^0 by two directed paths. Repeating the same argument as above we finally conclude that v_1^0 is reachable to v_m^0 by a single path and every white vertex in $\mathcal{V}_1^W = V_{\bar{v}_1}$ is reachable to v_m^0 by two directed paths. As we will see below, this furthermore implies that every black vertex v_l^0 with $l = 1, \dots, m-1$ is reachable to v_m^0 by a single directed path and every white vertex in \mathcal{V}_{m-1}^W is reachable to v_m^0 by two directed paths. As a consequence of this, we find that any vertex in \mathcal{V}_{m-1} is shared by exactly two subsets in $V_{\bar{v}_1}, \dots, V_{\bar{v}_m}$, i.e., the weight of any vertex in \mathcal{V}_{m-1} is 2. The implication of this for the graph $\bar{\mathcal{G}}$ is that the vertex $\bar{v}_m \in \bar{\mathcal{V}}$ at which we arrange $G_{\bar{v}_m}$ is a cut vertex, which contradicts that $\bar{\mathcal{G}}$ is 2-connected.

Under the assumptions, let us show that, if every white vertex in \mathcal{V}_1^W is reachable to v_m^0 by two directed paths, every black vertex v_l^0 with $l = 1, \dots, m-1$ is reachable to v_m^0 by a single directed path and every white vertex in \mathcal{V}_{m-1}^W is reachable to v_m^0 by two directed paths. Let $u_1^1, u_1^2, \dots, u_1^{r_1}$ with $r_1 = |\mathcal{V}_1^W|$ be white vertices in \mathcal{V}_1^W and let $(u_1^k \rightarrow v_m^0)_j$ with $j = 1, 2$ be directed paths which start from u_1^k . We note that all the directed paths starting from u_1^k end at v_m^0 , since there is at most one directed edge which starts from a black vertex. If there are no white vertices reachable to any black vertex in $(u_1^k \rightarrow v_m^0)_j$ with $k = 1, \dots, r_1$ and $j = 1, 2$ in \mathcal{V}_{m-1} , the above claim is apparently true. Now supposing that there are, we denote by $u_2^1, u_2^2, \dots, u_2^{r_2}$ the white vertices in \mathcal{V}_{m-1}^W which are reachable to black vertices in $(u_1^k \rightarrow v_m^0)_j$ with $k = 1, \dots, r_1$ and $j = 1, 2$. Recall that we are assuming that there are no white vertices reachable to v_m^0 by a single directed path. Since $u_2^1, u_2^2, \dots, u_2^{r_2}$ are reachable to v_m^0 by directed paths each of which joins one of $(u_1^k \rightarrow v_m^0)_j$, there must be another directed path starting from each u_2^k , which we denote by $(u_2^k \rightarrow v_m^0)_2$. If there are no white vertices reachable to any black vertex in $(u_2^k \rightarrow v_m^0)_2$ with $k = 1, \dots, r_2$, we conclude that the above claim is true. If there are, repeating the above argument, we eventually reach the conclusion that the claim is true.

A.3 Flat-band models on line graphs of bipartite graphs

In this section, we consider the Hubbard Hamiltonian on the line graph $\mathcal{L}_{\bar{\mathcal{G}}}(\bar{\mathcal{V}})$ of a bipartite graph $\bar{\mathcal{G}} = (\bar{\mathcal{V}}, \bar{\mathcal{E}})$. Let us assume that $\bar{\mathcal{V}}$ is decomposed as $\bar{\mathcal{V}} = \bar{\mathcal{A}} \cup \bar{\mathcal{B}}$ where $\bar{\mathcal{A}} \cap \bar{\mathcal{B}} = \emptyset$. Without loss of generality we assume that \bar{u} is in $\bar{\mathcal{A}}$. It is easy to see that the b operator

$$b_{\bar{u}, \sigma} = \sum_{v \in V_{\bar{u}}} c_{v, \sigma} \quad (\text{A.4})$$

is represented as

$$b_{\bar{u}, \sigma} = \sum_{v \in \bar{\mathcal{B}}} b_{v, \sigma} - \sum_{v \in \bar{\mathcal{A}} \setminus \{\bar{u}\}} b_{v, \sigma}. \quad (\text{A.5})$$

The Hubbard Hamiltonian on the line graph $\mathcal{L}_{\bar{\mathcal{G}}}(\bar{\mathcal{V}})$ is written as $H = H_{\text{hop}}(\mathbf{S}) + H_{\text{int}}$ with

$$H_{\text{hop}}(\mathbf{S}) = t \sum_{\bar{v} \in \bar{\mathcal{V}}} \sum_{\sigma=\uparrow, \downarrow} b_{\bar{v}, \sigma}^\dagger b_{\bar{v}, \sigma} = \sum_{\bar{v}, \bar{v}' \in \bar{\mathcal{V}} \setminus \{\bar{u}\}} \sum_{\sigma=\uparrow, \downarrow} S_{\bar{v}, \bar{v}'} b_{\bar{v}, \sigma}^\dagger b_{\bar{v}', \sigma} \quad (\text{A.6})$$

where $S_{\bar{v}, \bar{v}'} = 2t$ if $\bar{v} = \bar{v}'$, $S_{\bar{v}, \bar{v}'} = t$ if \bar{v} and \bar{v}' are in the same sublattice, and $S_{\bar{v}, \bar{v}'} = -t$ if $\bar{v} \in \bar{\mathcal{A}}, \bar{v}' \in \bar{\mathcal{B}}$ or $\bar{v} \in \bar{\mathcal{B}}, \bar{v}' \in \bar{\mathcal{A}}$.²² Then, from the results in section 5 and appendix A.2, we conclude that the Hubbard Hamiltonian $H = H_{\text{hop}}(\mathbf{S}) + H_{\text{int}}$ on the line graph of a bipartite graph $\bar{\mathcal{G}} = (\bar{\mathcal{V}}, \bar{\mathcal{E}})$ has the unique ferromagnetic ground states if $N_e = |\bar{\mathcal{E}}| - |\bar{\mathcal{V}}| + 1$.

A.4 Flat-band models on line graphs of non-bipartite graphs

In this section, we consider the Hubbard Hamiltonian on the line graph $\mathcal{L}_{\bar{\mathcal{G}}}(\bar{\mathcal{V}})$ of a non-bipartite graph $\bar{\mathcal{G}} = (\bar{\mathcal{V}}, \bar{\mathcal{E}})$. Let us consider the Hubbard Hamiltonian

$$H = H_{\text{hop}} + t b_{\bar{u}, \sigma}^\dagger b_{\bar{u}, \sigma} + H_{\text{int}} \quad (\text{A.7})$$

with H_{hop} in (A.2). In this case single-electron ground states for H must be the zero-energy states for $t b_{\bar{u}, \sigma}^\dagger b_{\bar{u}, \sigma}$ in addition to H_{hop} . Note that we have already known from the result in appendix A.2 that a operators given in (4.3) correspond to the single-electron zero-energy states for H_{hop} . Therefore, our task is to form linear combinations of a operators so that they may anticommute with $b_{\bar{u}, \sigma}^\dagger$. Here we note that b operators $\{b_{\bar{v}, \sigma}\}_{\bar{v} \in \bar{\mathcal{V}}}$ are linearly independent unlike the bipartite case and thus the dimension of the single-electron zero-energy states is $|\mathcal{V}_L| - (L+1) = |\bar{\mathcal{E}}| - |\bar{\mathcal{V}}|$. This means that there exists at least one a operator which does not anticommute with $b_{\bar{u}, \sigma}^\dagger$.²³ We pick up one and denote by $a_{\bar{v}, \sigma}$ this a operator. Then, for each $v \in \mathcal{V}_L^W \setminus \{\tilde{v}\}$, we define

$$\tilde{a}_{v, \sigma} = a_{v, \sigma} - \frac{\{a_{v, \sigma}^\dagger, b_{\bar{u}, \sigma}\}}{\{a_{\bar{v}, \sigma}^\dagger, b_{\bar{u}, \sigma}\}} a_{\bar{v}, \sigma}. \quad (\text{A.8})$$

It is easy to check that $\{\tilde{a}_{v, \sigma}^\dagger, b_{\bar{v}, \sigma}\} = 0$ for any $v \in \mathcal{V}_L^W \setminus \{\tilde{v}\}$ and any $\bar{v} \in \bar{\mathcal{V}}$. The \tilde{a} operators are linearly independent since the coefficients of $c_{v, \sigma}$ in the expression (A.8) is non-vanishing only for $\tilde{a}_{v, \sigma}$. Therefore, if $\{\tilde{a}_{v, \sigma}\}_{v \in \mathcal{V}_L^W \setminus \{\tilde{v}\}}$ is connected, $H = H_{\text{hop}} + t b_{\bar{u}, \sigma}^\dagger b_{\bar{u}, \sigma} + H_{\text{int}}$ with $N_e = |\bar{\mathcal{E}}| - |\bar{\mathcal{V}}|$ has the unique ferromagnetic ground states, which are give by $\prod_{v \in \mathcal{V}_L^W \setminus \{\tilde{v}\}} \left(\tilde{a}_{v, \uparrow}^\dagger \right) \Phi_0$ and its $\text{SU}(2)$ rotations. Unfortunately, it is not easy to obtain a sufficient condition for $\bar{\mathcal{G}}$ under which $\{\tilde{a}_{v, \sigma}\}_{v \in \mathcal{V}_L^W \setminus \{\tilde{v}\}}$ is connected. In fact, as was remarked by Mielke in Ref. [5], 2-connectedness of $\bar{\mathcal{G}}$ is not sufficient to prove the connectivity of $\{\tilde{a}_{v, \sigma}\}_{v \in \mathcal{V}_L^W \setminus \{\tilde{v}\}}$. It seems to be easier to check the connectivity for each example of concrete models, so that we do not pursue this problem further here.

²² This Hamiltonian and (A.7) have a uniform on-site potential and are equivalent to that treated by Mielke in [3, 4, 5].

²³ If all the a operators anticommuted with $b_{\bar{u}, \sigma}^\dagger$, we would have $|\bar{\mathcal{E}}| - |\bar{\mathcal{V}}| + 1$ single-electron zero-energy states.

Appendix B Proof of the uniqueness of the ferromagnetic ground states

In this appendix, just for the sake of the readers' convenience, we shall prove the uniqueness of the ferromagnetic ground states under the assumption of the connectivity of $\{a_{v,\sigma}\}_{v \in \mathcal{V}_L^W}$ within the present notations.

We suppose that $N_e = |\mathcal{V}_L| - L = |\mathcal{V}_L^W|$ and $\{a_{v,\sigma}\}_{v \in \mathcal{V}_L^W}$ is connected. Since H_{hop} and H_{int} are positive semidefinite, the eigenvalues of H are greater than or equal to zero. When $N_e = |\mathcal{V}_L^W|$, we know that Φ_\uparrow in (4.7) is a zero energy state for both H_{hop} and H_{int} . Thus the ground state energy of H is zero, and any ground state of H must be a zero-energy state of both H_{hop} and H_{int} .

Let Φ be a ground state of H . Considering the expansion of Φ in terms of a and b operators, one finds that Φ , which is a zero-energy state of H_{hop} , is expressed as

$$\Phi = \sum_{V_\uparrow, V_\downarrow \subset \mathcal{V}_L^W; |V_\uparrow| + |V_\downarrow| = N_e} \phi(V_\uparrow; V_\downarrow) \left(\prod_{v \in V_\uparrow} a_{v,\uparrow}^\dagger \right) \left(\prod_{v \in V_\downarrow} a_{v,\downarrow}^\dagger \right) \Phi_0 \quad (\text{B.1})$$

where $\phi(V_\uparrow; V_\downarrow)$ are real coefficients. A ground state Φ in this expression must also satisfy $H_{\text{int}}\Phi = 0$. This condition is reduced to $c_{v,\downarrow}c_{v,\uparrow}\Phi = 0$ for all $v \in \mathcal{V}_L$ since H_{int} is a sum of the positive semidefinite operators $Un_{v,\uparrow}n_{v,\downarrow} = Uc_{v,\uparrow}^\dagger c_{v,\downarrow}^\dagger c_{v,\downarrow} c_{v,\uparrow}$. Firstly examining $c_{v,\downarrow}c_{v,\uparrow}\Phi = 0$ for all $v \in \mathcal{V}_L^W$, we find that $\phi(V_\uparrow; V_\downarrow) = 0$ if $V_\uparrow \cap V_\downarrow \neq \emptyset$. We thus obtain the expression of Φ

$$\Phi = \sum_{\sigma} \phi(\sigma) \left(\prod_{v \in \mathcal{V}_L^W} a_{v,\sigma_v}^\dagger \right) \Phi_0, \quad (\text{B.2})$$

where $\phi(\sigma)$ are real coefficients, $\sigma = (\sigma_v)_{v \in \mathcal{V}_L^W}$ with $\sigma_v = \uparrow, \downarrow$ is a spin configuration of a operators and the summation is taken over all spin configurations.

Let us examine the remaining conditions $c_{v,\downarrow}c_{v,\uparrow}\Phi = 0$ for all $v \in \mathcal{V}_L^B$. Now suppose that $a_{v,\sigma}$ and $a_{v',\sigma'}$ are directly connected at a black vertex $v_l^{0,24}$. Then, for any spin configuration τ , we obtain from $c_{v_l^{0,\downarrow}}c_{v_l^{0,\uparrow}}\Phi = 0$ that

$$\left(\prod_{u \in \mathcal{V}_L^W; u \neq v, v'} c_{u,\tau_u} \right) c_{v_l^{0,\downarrow}} c_{v_l^{0,\uparrow}} \Phi = \text{sgn}[v, v'] \alpha_v(v_l^0) \alpha_{v'}(v_l^0) (\phi(\tau_{\tau_v=\uparrow, \tau_{v'}=\downarrow}) - \phi(\tau_{\tau_v=\downarrow, \tau_{v'}=\uparrow})) = 0 \quad (\text{B.3})$$

where $\alpha_v(u)$ is the coefficient of $c_{u,\sigma}$ in (4.3), $\text{sgn}[v, v']$ is a sign factor arising from the exchange of a operators, and $\tau_{\tau_v=\sigma, \tau_{v'}=\sigma'}$ is a spin configuration which is obtained from τ by replacing τ_v and $\tau_{v'}$ with σ and σ' , respectively. We thus have $\phi(\tau_{\tau_v=\uparrow, \tau_{v'}=\downarrow}) = \phi(\tau_{\tau_v=\downarrow, \tau_{v'}=\uparrow})$ for any τ when $a_{v,\sigma}$ and $a_{v',\sigma'}$ are directly connected. Since $\{a_{v,\sigma}\}_{v \in \mathcal{V}_L^W}$ is connected, we conclude that $\phi(\sigma) = \phi(\tau)$ if $\sum_{v \in \mathcal{V}_L^W} \sigma_v = \sum_{v \in \mathcal{V}_L^W} \tau_v$ (we regard \uparrow and \downarrow as $+1$ and -1 , respectively, in the sum). Therefore, any ground state Φ of H is expressed as a linear combination of Φ_\uparrow in (4.7) and its $\text{SU}(2)$ rotations.

²⁴ Recall that a operators are connected at black vertices.

References

- [1] H. Tasaki, *From Nagaoka's ferromagnetism to flat-band ferromagnetism and beyond: An introduction to ferromagnetism in the Hubbard model*, Prog. Theor. Phys. **99**, 489–548 (1998).
- [2] H. Tasaki, *Physics and Mathematics of Quantum Many-Body systems* (Springer, 2020).
- [3] A. Mielke, *Ferromagnetic ground states for the Hubbard model on line graphs*, J. Phys. A: Math. Gen. **24**, L73–L77 (1991).
- [4] A. Mielke, *Ferromagnetism in the Hubbard model on line graphs and further considerations*, J. Phys. A: Math. Gen. **24**, 3311–3321 (1991).
- [5] A. Mielke, *Exact ground states for the Hubbard model on the Kagomé lattice*, J. Phys. A: Math. Gen. **25**, 4335–4345 (1992).
- [6] H. Tasaki, *Ferromagnetism in the Hubbard models with degenerate single-electron ground states*, Phys. Rev. Lett. **69**, 1608 (1992).
- [7] H. Tasaki, *Ferromagnetism in Hubbard models*, Phys. Rev. Lett. **75**, 4678 (1995).
- [8] H. Tasaki, *Stability of ferromagnetism in Hubbard models with nearly flat bands*, J. Stat. Phys. **84**, 535–653 (1996).
- [9] H. Tasaki, *Ferromagnetism in the Hubbard model: A constructive approach*, Commun. Math. Phys. **242**, 445–472 (2003).
- [10] A. Tanaka and H. Ueda, *Stability of ferromagnetism in the Hubbard model on the kagome lattice*, Phys. Rev. Lett. **90**, 067204 (2003).
- [11] L. Lu, *The stability of ferromagnetism in the Hubbard model on two-dimensional line graphs*, J. Phys. A: Math. Theor. **42**, 265002 (2009).
- [12] A. Tanaka, *Ferromagnetism in the Hubbard model with a gapless nearly flat band*, J. Stat. Phys. **170**, 399–420 (2018).
- [13] K. Tamura and H. Katsura, *Ferromagnetism in the $SU(n)$ Hubbard model with a nearly flat band*, Phys. Rev. B **100**, 214423 (2019).
- [14] A. Tanaka and H. Tasaki, *Metallic ferromagnetism in the Hubbard model: A rigorous example*, Phys. Rev. Lett. **98**, 116402 (2007).
- [15] A. Tanaka and H. Tasaki, *Metallic ferromagnetism supported by a single band in a multi-band Hubbard model*, J. Stat. Phys. **163**, 1049–1068 (2016).
- [16] H. Katsura, I. Maruyama, A. Tanaka and H. Tasaki, *Ferromagnetism in the Hubbard model with topological/non-topological flat bands*, Europhys. Lett. **91**, 57007 (2010).

- [17] T. Mizoguchi and Y. Hatsugai, *Systematic construction of topological flat-band models by molecular-orbital representation*, preprint, arXiv:2001.10255 (2020).
- [18] A. Mielke, *Ferromagnetism in the Hubbard model and Hund's rule*, Phys. Lett. A **174**, 443–448 (1993).
- [19] A. Mielke, *Stability of ferromagnetism in Hubbard models with degenerate single-particle ground states*, J. Phys. A: Math. Gen. **32**, 8411–8418 (1999).
- [20] A. Mielke and H. Tasaki, *Ferromagnetism in the Hubbard model: Examples from models with degenerate single-electron ground states*, Commun. Math. Phys. **158**, 341–371 (1993).
- [21] T. Mizoguchi and Y. Hatsugai, *Molecular-orbital representation of generic flat-band models*, Europhys. Lett. **127**, 47001 (2019).
- [22] H. Katsura and I. Maruyama, *How to construct tight-binding models with flat bands*, (in Japanese), Kotai Butsuri (Solid State Physics) **50**, 257–270 (2015).