

Skyrmionic order and magnetically induced polarization change in lacunar spinel compounds GaV_4S_8 and GaMo_4S_8 : comparative theoretical study

S. A. Nikolaev^{1,2,3,*} and I. V. Solovyev^{2,3,4,†}

¹*Institute of Innovative Research, Tokyo Institute of Technology,
4259 Nagatsuta, Midori, Yokohama 226-8503, Japan*

²*National Institute for Materials Science, MANA, 1-1 Namiki, Tsukuba, Ibaraki 305-0044, Japan*

³*Department of Theoretical Physics and Applied Mathematics,
Ural Federal University, Mira str. 19, 620002 Ekaterinburg, Russia*

⁴*Institute of Metal Physics, S. Kovalevskaya str. 18, 620108 Ekaterinburg, Russia*

(Dated: April 27, 2020)

We show how low-energy electronic models derived from the first-principles electronic structure calculations can help to rationalize the magnetic properties of two lacunar spinel compounds GaM_4S_8 with relatively light ($M = \text{V}$) and heavy ($M = \text{Mo}$) transition-metal elements, which are responsible for different spin-orbit interaction strength. In the model, each magnetic lattice point was associated with the $(M_4\text{S}_4)^{5+}$ molecule, and the model itself was formulated in the basis of *molecular* Wannier functions constructed for three magnetic t_2 bands. The effects of rhombohedral distortion, spin-orbit interaction, band filling, and the screening of Coulomb interactions in the t_2 bands are discussed in details by stressing similarities and differences between GaV_4S_8 and GaMo_4S_8 . The electronic model is further treated in the superexchange approximation, which allows us to derive an effective spin model for the energy and electric polarization (\mathbf{P}) depending on the relative orientation of spins in the bonds, and study the properties of this model by means of classical Monte Carlo simulations with the emphasis on the possible formation of the skyrmionic phase. While isotropic exchange interactions clearly dominate in GaV_4S_8 , all types of interactions – isotropic, antisymmetric, and symmetric anisotropic – are comparable in the case of GaMo_4S_8 . Particularly, large uniaxial exchange anisotropy has a profound effect on the properties of GaMo_4S_8 . On the one hand, it raises the Curie temperature by opening a gap in the spectrum of magnon excitations. On the other hand, it strongly affects the skyrmionic phase by playing the role of a molecular field, which facilitates the formation of skyrmions, but makes them relatively insensitive to the external magnetic field in the large part of the phase diagram. We predict reversal of the magnetic dependence of \mathbf{P} in the case of GaMo_4S_8 caused by the reversal of direction of the rhombohedral distortion.

I. INTRODUCTION

Magnetic skyrmions – the topologically protected whirl-like spin textures – have attracted great deal of attention [1–3]. Owing to their topology and nanometer size, skyrmions behave like particle objects that can be moved over macroscopic distances by applying low-density electric currents [4, 5], thus making them suitable candidates for applications in low-power nanoelectronics and data storage [6]. Moreover, the studies of novel skyrmionic phases present a fundamental interest as they open new frontiers in our understanding of magnetic matter.

The existence of skyrmions has been theoretically predicted to occur in solids belonging to certain crystallographic classes, which allow for chiral magnetic structures driven by antisymmetric Dzyaloshinskii-Moriya (DM) interactions [1]. The skyrmions can be of two types: (i) Bloch skyrmions, where spins are locked in a tangential plane (and rotate in this plane), and (ii) Néel skyrmions with the spins rotating in radial planes.

The Bloch skyrmions are typically observed in metal-

lic (and, therefore, non-polar) alloys including MnSi [7], $\text{Fe}_{1-x}\text{Co}_x\text{Si}$ [8], and FeGe [5]. The Néel skyrmions were reported only recently in two materials with the lacunar spinel structure ($R\bar{3}m$, the space group No. 160): GaV_4S_8 [9, 10] and GaV_4Se_8 [11]. The new aspect of the lacunar spinels structure is that it is *polar* and, therefore, the compounds are multiferroics. The multiferroicity adds a new functionality into the properties of skyrmions, including an electric-field control of these magnetic objects and inversely – the control of electric polarization by changing the magnetic texture. The possibility of such control was indeed demonstrated by Ruff *et al.* [10], who have shown that the change of electric polarization in GaV_4S_8 , caused by the change of the magnetic order, can reach several tens of $\mu\text{C}/\text{m}^2$. The only material where the multiferroicity was known to coexist with the skyrmion order was Cu_2OSeO_3 [12–14]. However, the observed magnetoelectric coupling was almost two orders of magnitude weaker than in GaV_4S_8 .

Despite genuine interest in multiferroic skyrmions, the understanding of this phenomenon is still in a preliminary stage. It is not clear why the polarization depends on the skyrmionic texture, which microscopic mechanism is responsible for the polarization change, and how this property can be further controlled and improved.

In the previous communication [15], we reported results of our first theoretical study of the electric po-

* saishi@inbox.ru

† SOLOVYEV.Igor@nims.go.jp

larization (\mathbf{P}) in GaV_4S_8 depending on the change of the skyrmion order. For these purposes, we started with the first-principles electronic structure calculations and established a realistic model describing the behavior of the magnetic t_2 bands near the Fermi level in the basis of appropriate molecular-type Wannier orbitals. In order to solve this model, we have extended the superexchange (SE) theory [16] to deal not only with the exchange interactions but also with the change of electric polarization depending on the relative direction of spins in the bonds. Thus, this theory allowed us to construct a spin model for both the energy and \mathbf{P} , and then to study this model by using various techniques. By doing this, we were able to rationalize the behavior of electric polarization in GaV_4S_8 . Particularly, (i) although the magnetic skyrmions are mainly formed by the SE interactions in the plane, another important factor, which determines the dependence of electric polarization on the magnetic order, is the stacking of these planes in the perpendicular direction z . In the lacunar spinel structure, the stacking is such that some neighboring spins in the adjacent planes remain noncollinear and this noncollinearity participates as the main source of the magnetic dependence of \mathbf{P} . (ii) Similar to the spin Hamiltonian, the magnetic part of the polarization can be decomposed in terms of isotropic, antisymmetric, and symmetric anisotropic contributions. In the case of Néel skyrmions, the magnetic dependence of \mathbf{P} stems from the strong competition of the former two effects, emerging in 2nd order of spin-orbit (SO) coupling.

In the present article, we explain the details of our method. Furthermore, we extend our analysis to new lacunar spinel compound with strong SO coupling, GaMo_4S_8 , which can potentially host the skyrmionic states [17–19]. We will argue that the new aspect of GaMo_4S_8 is the strong exchange anisotropy, which favors the out-of-plane direction of spins and thus acts as a molecular field stabilizing the Néel skyrmions, but making them relatively insensitive to the external field in the large part of the phase diagram. In fact, all exchange interactions - isotropic, antisymmetric DM, and symmetric anisotropic - are comparable in the case of GaMo_4S_8 , thus excluding any perturbative treatment. In comparison with GaV_4S_8 , we predict the reversal of magnetic dependence of \mathbf{P} in GaMo_4S_8 , associated with reversal of the rhombohedral distortion.

The rest of the article is organized as follows. In Sec. II, we briefly explain details of the crystal structure and basic electronic structure of GaV_4S_8 and GaMo_4S_8 within local density approximation (LDA) [20]. In Sec. III, we discuss construction and parameters of the electronic model for the molecular t_2 bands near the Fermi level. In Sec. IV, we present the spin model derived in the SE approximation for the magnetic interactions *and* electric polarization. Results of Monte Carlo (MC) simulations for the spin model are discussed in Sec. V and the brief summary of our work is given in Sec. VI. Two appendices (A and B) deal with details of MC calculations and alter-

native estimates of parameters of the spin model based on the direct solution of the electronic model in the Hartree-Fock approximation.

II. CRYSTAL AND BASIC ELECTRONIC STRUCTURE

The building blocks of the magnetic lattice of GaM_4S_8 ($M = \text{V}$ and Mo) are charged $(M_4\text{S}_4)^{5+}$ “molecules”, which are formed by two interpenetrating M_4 and S_4 tetrahedra. The molecules form the face-centered cubic network, as shown in Fig. 1(a) and (b), and are interconnected via yet another type of S atoms, as shown in Fig. 1(c). Below T_s (of about 44 and 45 K for GaV_4S_8 and GaMo_4S_8 , respectively [21, 22]) the lacunar spinels undergo a phase transition from the cubic $F\bar{4}3m$ to polar rhombohedral $R3m$ structure, which results in the deviation of the rhombohedral angle α_r from the ideal cubic value of 60° . Similar change is found for the angle α_t , characterizing the distortion of the single M_4 tetrahedron, as explained in Fig. 1(d).

In this study we use experimental parameters of the crystal structure for GaV_4S_8 and GaMo_4S_8 reported in Refs. [21] and [22], respectively. Unless otherwise stated, we focus on the behavior of the low-temperature $R3m$ phases. Some of parameters of the $R3m$ structures are listed in Table I. Particularly, we note that the direction of the rhombohedral distortion is opposite in the V-

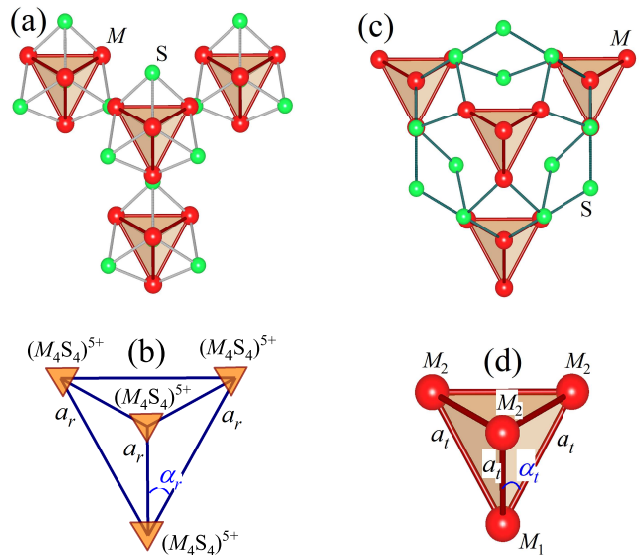


FIG. 1. Fragments of the crystal structure of GaM_4S_8 : (a) Network of the $M_4\text{S}_4$ “molecules”; (b) Schematic view on the network with the notation of rhombohedral parameters a_r and α_r ; (c) M_4 tetrahedra interconnected by S atoms; (d) Single M_4 tetrahedron with the notation of two inequivalent types of M atoms, the M_1 - M_2 bond length a_t and the angle α_t , characterizing the distortion of this tetrahedron.

TABLE I. Crystal-structure parameters of GaM_4S_8 in their low-temperature $R3m$ phases (see Fig. 1): rhombohedral lattice parameter a_r (in \AA), rhombohedral angle α_r (in $^\circ$), and the unit cell volume V (in \AA^3). The parameters of the single M_4 tetrahedron (the M_1 - M_2 distance, a_t , the M_2 - M_1 - M_2 angle, α_t , and the volume, V_t) are given for comparison in parentheses.

| | a_r (a_t) | α_r (α_t) | V (V_t) |
|---------------------------|-----------------|---------------------------|---------------|
| GaV_4S_8 | 6.834 (2.898) | 59.66 (58.36) | 223.95 (2.76) |
| GaMo_4S_8 | 6.851 (2.823) | 60.53 (61.51) | 230.08 (2.74) |

and Mo-based compounds: while GaV_4S_8 is elongated along the cubic $[111]$ axis ($\alpha_r < 60^\circ$), GaMo_4S_8 is compressed ($\alpha_r > 60^\circ$). Similar tendency is seen for the single M_4 tetrahedron. The unit cell volume is substantially larger in GaMo_4S_8 even though the single Mo_4 tetrahedron is smaller than V_4 . Therefore, the Mo_4 octahedra are more compressed (thus, resulting in larger molecular level-splitting), but more separated from each other in comparison with V_4 in GaV_4S_8 . In the following, we will show that all these changes are clearly reflected in the electronic structure and parameters of spin models of the considered lacunar spinel compounds.

The electronic band structure of GaV_4S_8 and GaMo_4S_8 , calculated within LDA using Quantum ESPRESSO method [23], is summarized in Fig. 2. Despite complexity of the lacunar systems, the electronic structure near the Fermi level is relatively simple and featured by three t_2 bands, which are separated by energy gaps from other bands located in the lower and upper energy parts of the spectrum. Importantly, these bands have a “molecular origin”, resulting from the following hierarchy of hybridization effects. (i) The strong hybridization

within the $(M_4\text{S}_4)^{5+}$ molecules leads to the formation of the molecular levels. (ii) The hybridization between the molecules is considerably weaker, resulting in the formation of weakly dispersive bands within each group of the molecular orbitals (but not in the overlap between the bands formed by different groups of the molecular orbitals). In the following, we will call the t_2 bands as “target bands”, implying that the magnetism of GaV_4S_8 and GaMo_4S_8 originates mainly from this group of states and can be described by a proper model with all the parameters extracted from first-principles electronic structure calculations. Without SO interaction, the t_2 bands in the high-temperature cubic $F\bar{4}3m$ phase are three-fold degenerate, while the rhombohedral distortion in the $R3m$ phase lifts this degeneracy and splits the t_2 bands into the singly degenerate a_1 and twofold degenerate e bands. The splitting is clearly seen in Fig. 2. The a_1 band lies below the e bands in GaV_4S_8 and above them in GaMo_4S_8 , thus reflecting the change of the direction of the rhombohedral distortion. Taking into account the formal occupancy of the t_2 states, having one electron in GaV_4S_8 and one hole in GaMo_4S_8 , the band splitting is consistent with general Jahn-Teller theorem saying that the rhombohedral distortion should lift the degeneracy of the ground state. Judging from the band dispersion alone, the SO interaction does not seem to play a decisive role: the change of the band structure caused by the SO interaction is relatively small compared to the effect of the rhombohedral distortion, even in GaMo_4S_8 . Nevertheless, this interaction is vitally important for the formation of the skyrmion texture as it gives rise to such key ingredients as DM interactions and uniaxial anisotropy.

III. EFFECTIVE ELECTRONIC MODEL

Our next goal is the construction of realistic model, which would describe the magnetic properties of GaV_4S_8 and GaMo_4S_8 . Since the skyrmionic texture can include thousands of atoms in the magnetic unit cell, the brute-force electronic structure calculations, dealing with such complex noncollinear magnetic states, are practically impossible today. Nevertheless, one can construct a model, using the input from the electronic structure calculations, and then solve this model. Another problem is the electronic correlations in the molecular complexes $(M_4\text{S}_4)^{5+}$, which can be relatively easily taken into account in the model, but not at the level of first-principles electronic structure calculations.

In order to fulfil this goal, we first construct the basis of Wannier functions for the t_2 bands, using the maximally localized Wannier functions technique [24] as implemented in the `wannier90` package [25]. Thus, in our case, the Wannier functions are the molecular orbitals of the $(M_4\text{S}_4)^{5+}$ clusters of the a_1 and e symmetry. Table II summarizes the spreads of these Wannier functions, which characterize the degree of their localization [24]. The Wannier functions for GaMo_4S_8 tend to be more

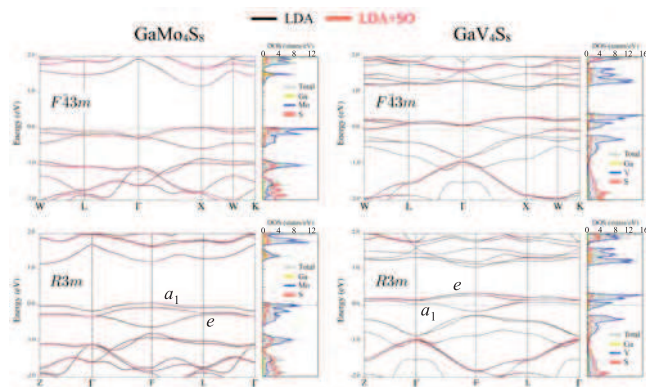


FIG. 2. Electronic structure and densities of states of GaMo_4S_8 and GaV_4S_8 in the local density approximation as obtained for the high-temperature cubic $F\bar{4}3m$ phase and the low-temperature rhombohedral $R3m$ phase with and without spin-orbit interaction. The Fermi level is at zero energy (shown by dashed line).

TABLE II. Spreads of the Wannier functions (in \AA^2) corresponding to a_1 and e representations.

| | a_1 | e |
|----------------------------------|-------|-----|
| GaV ₄ S ₈ | 8.4 | 8.1 |
| GaMo ₄ S ₈ | 9.4 | 9.7 |

extended despite a smaller Mo₄ tetrahedron size. Nevertheless, this can be easily explained by the character of atomic $4d$ orbitals, which are less localized in comparison with the $3d$ ones. Then, the direction of the rhombohedral distortion also affects the relative localization of the a_1 and e orbitals: while the a_1 orbital is the least localized in GaV₄S₈, it becomes the most localized in GaMo₄S₈.

Then, the Wannier functions are used as the basis for the construction of the low-energy model [15, 26]:

$$\hat{\mathcal{H}}^{\text{el}} = \hat{\mathcal{H}}_{\text{CF}} + \hat{\mathcal{H}}_{\text{SO}} + \hat{\mathcal{H}}_{\text{kin}} + \hat{\mathcal{H}}_U, \quad (1)$$

where the first three terms (the crystal field, the spin-orbit interaction, and the kinetic hoppings, respectively) is the noninteracting one-electron part of the model Hamiltonian and $\hat{\mathcal{H}}_U$ stands for the effective electron-electron interactions in the t_2 band. In our model, the one-electron part was defined via matrix elements of the LDA Hamiltonian in the Wannier basis [26], while the electron-electron interaction part was evaluated within the constrained random phase approximation (cRPA) [27].

Thus, $\hat{\mathcal{H}}^{\text{el}}$ is formulated in terms of creation (annihilation) operators $\hat{c}_{ia}^{\sigma\dagger}$ (\hat{c}_{ia}^{σ}) of an electron with the spin σ at the molecular Wannier orbital a of the site i (where $a = 1$ is the a_1 orbital, while $a = 2$ and 3 form the basis of the two-dimensional representation e). Particularly, we define the crystal-field splitting as $\hat{\mathcal{H}}_{\text{CF}} = \Delta \sum_{i,a \neq 1, \sigma} \hat{c}_{ia}^{\sigma\dagger} \hat{c}_{ia}^{\sigma}$ and the SO interaction as $\hat{\mathcal{H}}_{\text{SO}} = \zeta_{\text{SO}} \sum_i \hat{L}_i \cdot \hat{S}_i - \zeta_{\text{SO}}^R \sum_i (\hat{L}_i^x \hat{S}_i^x + \hat{L}_i^y \hat{S}_i^y)$ [15], where the first term stands for the regular ‘‘spherical’’ interaction while the second term is the Rashba-type interaction arising from the polar rhombohedral distortion [28]. The matrix elements of angular momentum

operators are expressed in terms of the antisymmetric Levi-Civita symbol as $(\hat{L}_i^x)^{ab} = -i\varepsilon_{2ab}$, $(\hat{L}_i^y)^{ab} = -i\varepsilon_{3ab}$, and $(\hat{L}_i^z)^{ab} = i\varepsilon_{1ab}$. The corresponding parameters are listed in Table III. First, we note that the sign of Δ and ζ_{SO}^R is controlled by the direction of the rhombohe-

TABLE III. Parameters of crystal-field splitting, Δ , and spin-orbit interaction of the spherical type, ζ_{SO} , and Rashba type ζ_{SO}^R (all are in meV).

| | Δ | ζ_{SO} | ζ_{SO}^R |
|----------------------------------|----------|---------------------|-----------------------|
| GaV ₄ S ₈ | 98.1 | 23.0 | 1.3 |
| GaMo ₄ S ₈ | -168.0 | 68.7 | -8.7 |

dral distortion: both parameters are positive in GaV₄S₈, where $\alpha_r < 60^\circ$, but become negative in GaMo₄S₈, where $\alpha_r > 60^\circ$. The molecular level-splitting is due to the hybridization effects within each $(M_4S_4)^{5+}$ cluster [29], which are stronger in GaMo₄S₈ because (i) the Mo₄ tetrahedron is smaller and (ii) the Mo $4d$ states are more extended, which explain larger value of $|\Delta|$. The SO coupling ζ_{SO} is also larger in GaMo₄S₈, as expected for heavier Mo atoms. The large value of $|\zeta_{\text{SO}}^R|$ in GaMo₄S₈ is a joint effect of hybridization and relativistic interactions associated with the Mo states.

The kinetic part, $\hat{\mathcal{H}}_{\text{kin}} = \sum_{i \neq j} \sum_{ab\sigma} t_{ij}^{ab} \hat{c}_{ia}^{\sigma\dagger} \hat{c}_{jb}^{\sigma}$, is given by the transfer integrals $t_{ij}^{ab} = [t_{ij}^{ab}]$. For the in-plane bonds ($j = 1-6$ in Fig. 3), they can be presented as

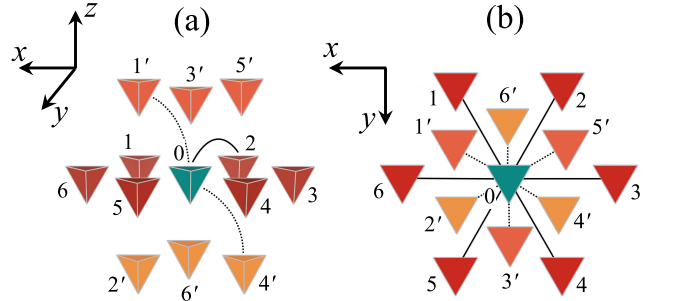


FIG. 3. Notations of M_4 clusters in GaM₄S₈: (a) side view, (b) top view.

$$\hat{t}_{0j} = \begin{pmatrix} t_{\parallel}^1 & s_{\parallel}^3 \sin \frac{2\pi j}{3} - u_{\parallel}^3 \cos \frac{\pi j}{3} & -s_{\parallel}^3 \cos \frac{2\pi j}{3} + u_{\parallel}^3 \sin \frac{\pi j}{3} \\ s_{\parallel}^3 \sin \frac{2\pi j}{3} + u_{\parallel}^3 \cos \frac{\pi j}{3} & t_{\parallel}^2 - s_{\parallel}^2 \cos \frac{2\pi j}{3} & s_{\parallel}^2 \sin \frac{2\pi j}{3} + (-1)^j u_{\parallel}^2 \\ -s_{\parallel}^3 \cos \frac{2\pi j}{3} - u_{\parallel}^3 \sin \frac{\pi j}{3} & s_{\parallel}^2 \sin \frac{2\pi j}{3} - (-1)^j u_{\parallel}^2 & t_{\parallel}^2 + s_{\parallel}^2 \cos \frac{2\pi j}{3} \end{pmatrix}. \quad (2)$$

Six independent parameters, describing (i) the diagonal bond-independent hoppings between orbitals of either a_1 or e symmetry (t_{\parallel}^1 and t_{\parallel}^2 , respectively); (ii) the sym-

metric (s_{\parallel}^2) and antisymmetric (u_{\parallel}^2) hoppings between different e orbitals; and (iii) the symmetric (s_{\parallel}^3) and antisymmetric (u_{\parallel}^3) hoppings connecting a_1 and one of e

TABLE IV. Hopping parameters for the nearest-neighbor in-plane bonds (in meV). The corresponding 3×3 matrices of transfer integrals are given by Eq. (2).

| | t_{\parallel}^1 | s_{\parallel}^3 | u_{\parallel}^3 | t_{\parallel}^2 | s_{\parallel}^2 | u_{\parallel}^2 |
|----------------------------------|-------------------|-------------------|-------------------|-------------------|-------------------|-------------------|
| GaV ₄ S ₈ | 4.0 | 25.5 | 16.2 | -0.4 | -10.5 | 18.7 |
| GaMo ₄ S ₈ | 7.3 | 37.4 | -14.8 | 0.3 | -15.6 | -24.0 |

$$\hat{t}_{0j} = \begin{pmatrix} t_{\parallel}^1 & s_{\perp}^3 \sin \frac{2\pi j}{3} - u_{\perp}^3 \sin \frac{\pi j}{3} & s_{\perp}^3 \cos \frac{2\pi j}{3} + u_{\perp}^3 \cos \frac{\pi j}{3} \\ s_{\perp}^3 \sin \frac{2\pi j}{3} + u_{\perp}^3 \sin \frac{\pi j}{3} & t_{\perp}^2 + s_{\perp}^2 \cos \frac{2\pi j}{3} & s_{\perp}^2 \sin \frac{2\pi j}{3} \\ s_{\perp}^3 \cos \frac{2\pi j}{3} - u_{\perp}^3 \cos \frac{\pi j}{3} & s_{\perp}^2 \sin \frac{2\pi j}{3} & t_{\perp}^2 - s_{\perp}^2 \cos \frac{2\pi j}{3} \end{pmatrix}. \quad (3)$$

These parameters are listed in Table V. Without SO interactions, the only relevant parameters are t^1 , s^3 , and u^3 , which involve the occupied a_1 orbital. For instance, only these parameters will contribute to the exchange coupling and the electric polarization in the framework of the SE theory [15]. Quite expectedly, these transfer integrals are stronger in GaMo₄S₈, due to the spacial extension of the Mo $4d$ states. The antisymmetric part of \hat{t}_{ij} , described by u^2 and u^3 , is an odd function of the rhombohedral distortion. Therefore, u^2 and u^3 have different signs in GaV₄S₈ and GaMo₄S₈, where this distortion has opposite directions.

Finally, the electron-electron interaction in (1) is given by

$$\hat{H}_U = \frac{1}{2} \sum_i \sum_{\sigma\sigma'} \sum_{abcd} U^{abcd} \hat{c}_{ia}^{\sigma\dagger} \hat{c}_{ic}^{\sigma'\dagger} \hat{c}_{ib}^{\sigma} \hat{c}_{id}^{\sigma'}, \quad (4)$$

where the screened Coulomb interactions, $\hat{U} = [U^{abcd}]$, were calculated within cRPA [27]. In Fig. 4, we show the energies of two-particle excitations (i.e., “two-electron” in the case of GaV₄S₈ and “two-hole” in the case of GaMo₄S₈), obtained for bare and screened interactions (and for the time being ignoring the crystal field and spin-orbit interaction). These energies are relevant to the superexchange processes, which will be considered below. In the ideal spherical case, the two-particle states are split in three groups: nine 3T_1 states, the degenerate 1T_2 and 1E states (five in total), and one 1A_1 state with the energies $(U-3J)$, $(U-J)$, and $(U+2J)$, respectively [31], which are given in terms of the Kanamori’s

TABLE V. Hopping parameters for the nearest-neighbor out-of-plane bonds (in meV). The corresponding 3×3 matrices of transfer integrals are given by Eq. (3).

| | t_{\perp}^1 | s_{\perp}^3 | u_{\perp}^3 | t_{\perp}^2 | s_{\perp}^2 |
|----------------------------------|---------------|---------------|---------------|---------------|---------------|
| GaV ₄ S ₈ | -3.3 | -22.7 | -21.6 | 2.3 | 21.7 |
| GaMo ₄ S ₈ | -4.7 | -25.3 | 25.5 | 5.7 | 29.9 |

orbitals are listed in Table IV.

The matrices of transfer integrals for the out-of-plane bonds ($j = 1'-6'$ in Fig. 3) are described by five independent parameters t_{\perp}^1 , t_{\perp}^2 , s_{\perp}^2 , s_{\perp}^3 , and u_{\perp}^3 , which have the same meaning as for the in-plane bonds [30]:

intraorbital Coulomb interaction U and exchange interaction J [32]. The rhombohedral distortion and covalent mixing [33, 34], manifested in different spreads of the a_1 and e Wannier functions (Table II), partially lift the degeneracy of the 3T_1 , 1T_2 , and 1E states. The averaged Kanamori parameters, evaluated using the energetic centers of gravity of these states, are also shown in Fig. 4. First, we note that, due to the spacial extension of the molecular orbitals, the bare $U \sim 6-7$ eV is substantially smaller than typical atomic values of U (of the order of 20 eV). Furthermore, the behavior of bare interactions fully reflects the degree of the localization of the Wannier functions, where the bare U decreases in the direction GaV₄S₈ \rightarrow GaMo₄S₈, following the increase of the Wannier functions spreads (Table II). Similar behavior is found for bare J , which decreases drastically in comparison with the atomic values (about 0.8 eV for V and 0.5 eV for Mo), but still appears to be larger in the case

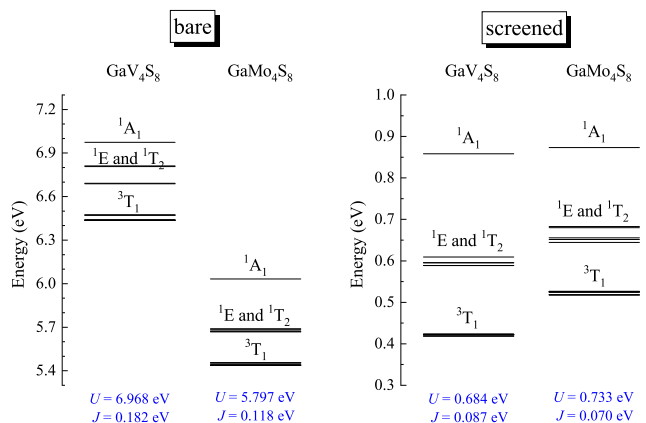


FIG. 4. Energies of two-particle excitations obtained using matrix elements of bare (left) and screened (right) Coulomb interactions and corresponding averaged Kanamori parameters of intraorbital Coulomb interaction U and Hund’s rule exchange interaction J .

of more localized V $3d$ states in GaV_4S_8 . Nevertheless, even more important is the screening, which substantially modifies the behavior of U and J . Particularly, the screening of Coulomb interactions is exceptionally strong due to proximity of other occupied and unoccupied bands to the target t_2 bands (see Fig. 2). Moreover, all these bands are basically the transition-metal d bands, which makes the screening very efficient [35]. As the result, the screened U is reduced by an order of magnitude till about 0.7 eV in both GaV_4S_8 and GaMo_4S_8 . The same screening reduces J 's by a factor 2 compared to their bare values. Although the bare U is substantially smaller in GaMo_4S_8 , the screening totally inverts this tendency. This can be again understood by considering the electronic structure of GaV_4S_8 and GaMo_4S_8 (Fig. 2): in GaMo_4S_8 , the energy gaps separating t_2 and other bands are larger. Therefore, the screening should be weaker and the parameter U itself – larger.

IV. SPIN MODEL

Details of the SE theory for the exchange interactions and the electric polarization can be found in Refs. [15, 36]. In this theory, the kinetic energy in the leading order of \hat{t}_{ij}/U is mapped onto the spin model

$$\overleftrightarrow{\Gamma}_{0j} = \begin{pmatrix} -\frac{1}{3}\Gamma + \Delta\Gamma \cos \frac{2\pi j}{3} & \pm\Delta\Gamma \sin \frac{2\pi j}{3} & \pm\Delta\Gamma' \sin \frac{2\pi j}{3} \\ \pm\Delta\Gamma \sin \frac{2\pi j}{3} & -\frac{1}{3}\Gamma - \Delta\Gamma \cos \frac{2\pi j}{3} & \Delta\Gamma' \cos \frac{2\pi j}{3} \\ \pm\Delta\Gamma' \sin \frac{2\pi j}{3} & \Delta\Gamma' \cos \frac{2\pi j}{3} & \frac{2}{3}\Gamma \end{pmatrix}, \quad (8)$$

where the + (–) signs stand for the in-plane (out-of-plane) bonds. The obtained parameters of the SE interactions are listed in Tables VI and VII. One can clearly see that in GaV_4S_8 : (i) the isotropic exchange in and between the planes is clearly the strongest; (ii) the DM interactions are considerably weaker and can be viewed as a perturbation leading to the spin-spiral or skyrmion phase; and (iii) the symmetric anisotropic interaction is even weaker and can be neglected [15].

Nevertheless, in GaMo_4S_8 , the situation is fundamentally different. First, the isotropic exchange interactions are somewhat weaker than in GaV_4S_8 . This can be understood as follows: (i) The transfer integrals s^3 and u^3 , which contribute to the ferromagnetic (FM) and antiferromagnetic (AFM) paths connecting a_1 and e orbitals [38], are comparable in GaV_4S_8 and GaMo_4S_8 (see Tables IV and V); (ii) On the other hand, the J/U ratio, which controls the strength of the FM contributions to the exchange coupling [38], is smaller in GaMo_4S_8 ; (iii) Furthermore, the transfer integral t_{\parallel}^1 , which contributes solely to the AFM coupling, is clearly larger in GaMo_4S_8 . This effect is partly counterbalanced by larger U value in

$\mathcal{H}^S = \sum_{\langle ij \rangle} \mathbf{e}_i \overleftrightarrow{\mathcal{J}}_{ij} \mathbf{e}_j$, which can be further rearranged in terms of the isotropic exchange constants J_{ij} , antisymmetric DM vectors \mathbf{D}_{ij} , and the traceless symmetric anisotropic tensors $\overleftrightarrow{\Gamma}_{ij}$ as [15, 37]

$$\mathcal{H}^S = \sum_{\langle ij \rangle} \left(-J_{ij} \mathbf{e}_i \mathbf{e}_j + \mathbf{D}_{ij} \mathbf{e}_i \times \mathbf{e}_j + \mathbf{e}_i \overleftrightarrow{\Gamma}_{ij} \mathbf{e}_j \right). \quad (5)$$

It is important to note that under the parity inversion, J_{ij} , \mathbf{D}_{ij} , and $\overleftrightarrow{\Gamma}_{ij}$ behave as the (true) scalar, pseudovector, and tensor, respectively. Furthermore, we would like to stress that for the spin 1/2 there should be no single-site contributions, neither to the exchange energy nor to the magnetic dependence of the electric polarization [36]. The DM interactions for the in-plane ($j=1-6$) and out-of-plane ($j=1'-6'$) bonds can be written as [15]

$$\mathbf{D}_{0j} = d_{\parallel} \left(\sin \frac{\pi j}{3}, \cos \frac{\pi j}{3}, (-1)^j \delta \right) \quad (6)$$

and

$$\mathbf{D}_{0j} = d_{\perp} \left(\cos \frac{\pi j}{3}, \sin \frac{\pi j}{3}, 0 \right), \quad (7)$$

respectively, where the positions j of the M_4 clusters are explained in Fig. 3. The tensor $\overleftrightarrow{\Gamma}_{ij}$ is given by

the denominator of SE interactions, which is also larger in GaMo_4S_8 . Altogether, this yields smaller J_{\parallel} and J_{\perp} in the case of GaMo_4S_8 . Second, the DM interactions and the symmetric anisotropic interactions between the planes are of the same order of magnitude as J_{\parallel} and J_{\perp} , as expected for materials with large SO coupling. Thus, in GaMo_4S_8 all interactions are comparable, which has a profound effect on the magnetic properties.

TABLE VI. Parameters of superexchange interactions for the in-plane bonds (in meV). The corresponding vectors of Dzyaloshinskii-Moriya interactions and tensors of exchange anisotropy are given by Eq. (6) and (8), respectively.

| | J_{\parallel} | d_{\parallel} | δ | Γ_{\parallel} | $\Delta\Gamma_{\parallel}$ | $\Delta\Gamma'_{\parallel}$ |
|---------------------------|-----------------|-----------------|----------|----------------------|----------------------------|-----------------------------|
| GaV_4S_8 | 0.180 | 0.073 | 0.137 | -0.007 | -0.022 | 0.003 |
| GaMo_4S_8 | 0.110 | 0.179 | -0.399 | 0.004 | -0.098 | -0.054 |

Very recently, the magnetic interactions in GaMo_4S_8 have been theoretically studied by mapping the total energies obtained in the generalized gradient approximation

TABLE VII. Parameters of superexchange interactions for the out-of-plane bonds (in meV). The corresponding vectors of Dzyaloshinskii-Moriya interactions and tensors of exchange anisotropy are given by Eq. (7) and (8), respectively.

| | J_{\perp} | d_{\perp} | Γ_{\perp} | $\Delta\Gamma_{\perp}$ | $\Delta\Gamma'_{\perp}$ |
|----------------------------------|-------------|-------------|------------------|------------------------|-------------------------|
| GaV ₄ S ₈ | 0.217 | 0.057 | -0.022 | 0.029 | 0 |
| GaMo ₄ S ₈ | 0.157 | 0.136 | -0.174 | 0.203 | 0.009 |

plus U (GGA+ U) onto the spin model [17]. In principle, GGA+ U is the all-electron method and, in addition to the target t_2 bands, treats other valence states on an equal footing. On the other hand, the on-site Coulomb and exchange interactions in the GGA+ U method were treated in the basis of atomic Mo $4d$ orbitals, which we believe is a crude approximation and our choice of molecular Wannier basis for these purposes is more physical. Nevertheless, we note a qualitative agreement between our results and the ones of Ref. [17]: at least in both studies $J_{\parallel} < J_{\perp}$, while $d_{\parallel} > d_{\perp}$ (note also the flip of the direction of the z axis in Ref. [17] in comparison with our choice of the coordinate frame, which should change the signs of d_{\parallel} and d_{\perp}). However, the absolute values of the parameters of isotropic and DM interactions reported in Ref. [17] are at least three times larger than ours. The direct comparison of the exchange anisotropy is ambiguous because the authors of Ref. [17] have included in their analysis the unphysical single-site anisotropy term, which should vanish for the spin 1/2.

In order to appreciate the importance of anisotropic interactions, it is instructive to estimate the Curie temperature, T_C , using Tyablikov's RPA technique [39]. Then, considering only isotropic exchange interactions, we find $T_C = 22$ and 10 K for GaV₄S₈ and GaMo₄S₈, respectively. Naturally, since the nearest-neighbor interactions J_{\parallel} and J_{\perp} are larger in GaV₄S₈, the obtained T_C is also larger. Nevertheless, the experimental data reveal exactly the opposite tendency for T_C . The discrepancy can be resolved by considering the anisotropic exchange interactions. Let us start with a simple semi-quantitative analysis of their effect. Among anisotropic exchange interactions, $\Gamma_{\perp} < 0$ plays a very important role for the uniaxial systems, as it opens the magnon gap of a classical origin, which further increases T_C [39]. Γ_{\perp} is clearly one of the strongest interactions in GaMo₄S₈. Although $\Delta\Gamma_{\perp}$ is formally comparable with Γ_{\perp} , it is typically responsible for a much smaller in-plane gap generated by quantum fluctuations [40]. Thus, as the first approximation, one can neglect $\Delta\Gamma$ and evaluate T_C by considering only the isotropic exchange J and the uniaxial anisotropy

Γ , again in the framework of Tyablikov's RPA [39]. Quite expectedly, T_C practically does not change in the case of GaV₄S₈, where $\vec{\Gamma}$ is small. In GaMo₄S₈, however, Γ_{\perp} has a profound effect on T_C , which increases to 22 K and becomes comparable with the experimental value of 19 K. This simplified analysis is fully supported by straightforward MC calculations for the model (5), which yield $T_C \sim 18$ K for GaMo₄S₈ (in comparison with $T_C \sim 23$ K for GaV₄S₈), as explained in Appendix A. Thus, we believe that relatively high T_C in GaMo₄S₈ is not because the isotropic exchange interactions are larger, but rather because the uniaxial anisotropy is stronger.

Finally, we note that the exchange parameters and T_C are sensitive to approximations employed for the solution of the effective low-energy model (1) and definitions of the spin model. For instance, the SE approximation seems to overestimate T_C in GaV₄S₈ by factor 2 in comparison with the experimental value. In Appendix B we will show that, to certain extent, this discrepancy can be resolved by going beyond the SE approximation.

The spin-dependent part of the electric polarization can be written as [15, 36] $\mathbf{P} = \sum_{\langle ij \rangle} \epsilon_{ji} (\mathbf{e}_i \overset{\leftrightarrow}{\mathcal{P}}_{ij} \mathbf{e}_j)$ or

$$\mathbf{P} = \sum_{\langle ij \rangle} \epsilon_{ji} \left(P_{ij} \mathbf{e}_i \mathbf{e}_j + \mathcal{P}_{ij} \mathbf{e}_i \times \mathbf{e}_j + \mathbf{e}_i \overset{\leftrightarrow}{\Pi}_{ij} \mathbf{e}_j \right), \quad (9)$$

where $\epsilon_{ji} = \tau_{ji}/|\tau_{ji}|$ is the unit vector in the direction of the bond i - j ($\tau_{ji} = \mathbf{R}_j - \mathbf{R}_i$ being the bond vector connecting two M_4 clusters [15]). This is an analogue of Eq. (5) for the electric polarization, where $\epsilon_{ji} P_{ij}$, $\epsilon_{ji} \mathcal{P}_{ij}$, and $\epsilon_{ji} \overset{\leftrightarrow}{\Pi}_{ij}$ stand for isotropic, antisymmetric, and anisotropic symmetric contributions, respectively. Alternative derivations for the isotropic and antisymmetric terms can be found in Refs. [41] and [42], respectively. Importantly, since $\mathcal{P}_{ij} \parallel \epsilon_{ji}$, *only the out-of-plane bonds can contribute to the polarization change along z* . Therefore, we have to consider only the contributions of the sites $j=1$ - $6'$ (see Fig. 3). Because of the additional prefactor ϵ_{j0} , the parameters P_{0j} , \mathcal{P}_{0j} , and $\overset{\leftrightarrow}{\Pi}_{0j}$ behave as, respectively, pseudoscalar, vector, and pseudotensor. Therefore, they will have the same form as J_{0j} , \mathbf{D}_{0j} , and $\overset{\leftrightarrow}{\Gamma}_{0j}$, but multiplied by the additional prefactor $(-1)^j$. Thus, we get

$$P_{0j} = (-1)^j P_{\perp}, \quad (10)$$

$$\mathcal{P}_{0j} = (-1)^j p_{\perp} \left(\cos \frac{\pi j}{3}, \sin \frac{\pi j}{3}, 0 \right), \quad (11)$$

and

$$\overset{\leftrightarrow}{\Pi}_{0j} = (-1)^j \begin{pmatrix} -\frac{1}{3}\Pi + \Delta\Pi \cos \frac{2\pi j}{3} & -\Delta\Pi \sin \frac{2\pi j}{3} & -\Delta\Pi' \sin \frac{2\pi j}{3} \\ -\Delta\Pi \sin \frac{2\pi j}{3} & -\frac{1}{3}\Pi - \Delta\Pi \cos \frac{2\pi j}{3} & \Delta\Pi' \cos \frac{2\pi j}{3} \\ -\Delta\Pi' \sin \frac{2\pi j}{3} & \Delta\Pi' \cos \frac{2\pi j}{3} & \frac{2}{3}\Pi \end{pmatrix}. \quad (12)$$

The obtained parameters are listed in Table VIII. The

TABLE VIII. Parameters of spin-dependent electric polarization (in $\mu\text{C}/\text{m}^2$).

| | P_{\perp} | p_{\perp} | Π_{\perp} | $\Delta\Pi_{\perp}$ | $\Delta\Pi'_{\perp}$ |
|----------------------------------|-------------|-------------|---------------|---------------------|----------------------|
| GaV ₄ S ₈ | -362 | 41 | 1 | 7 | 1 |
| GaMo ₄ S ₈ | 342 | -40 | 3 | -20 | -4 |

contribution of $\vec{\Pi}_{ij}$ to the polarization change associated with the skyrmion order is small (being of the 3rd order in ζ_{SO} , as the angle between neighboring spins formed by the DM interactions is of the first order in ζ_{SO}) [15]. Nevertheless, P_{ij} and \mathcal{P}_{0j} can produce quiet comparable contributions to the polarization change in the 2nd order of ζ_{SO} : P_{ij} does not depend on ζ_{SO} , but the change of $e_i e_j$ is of the 2nd order in ζ_{SO} , while \mathcal{P}_{0j} and the change of $e_i \times e_j$ are both of the 1st order in ζ_{SO} .

An interesting aspect of the magnetic dependence of the electric polarization in GaV₄S₈ and GaMo₄S₈ is that the parameters P_{\perp} and p_{\perp} of isotropic and antisymmetric contributions in these two compounds are comparable in absolute values, but have opposite signs, meaning that for the same spin texture, the polarization in GaV₄S₈ and GaMo₄S₈ will change in the opposite directions. This behavior can be rationalized by considering the analytical expression for P_{ij} [15]:

$$P_{ij} \approx \frac{e|\tau_{ji}|}{V} \frac{J}{(U + |\Delta|)^3} \mathcal{T}_{ij}, \quad (13)$$

where $\mathcal{T}_{ij} = (t_{ij}^{21})^2 + (t_{ij}^{31})^2 - (t_{ij}^{12})^2 - (t_{ij}^{13})^2$ is antisymmetric with respect to the permutation of the atomic sites: $\mathcal{T}_{ij} = -\mathcal{T}_{ji}$. Then, using the analytical expression (3) for the out-of-plane transfer integrals around 0, one can find that $\mathcal{T}_{ij} = (-1)^{j+1} 2s_{\perp}^3 u_{\perp}^3$, which naturally explains that the reason why P_{\perp} has opposite signs in GaV₄S₈ and GaMo₄S₈ is related to the opposite directions of the polar rhombohedral distortion, which controls the sign of u_{\perp}^3 . Then, the transfer integrals and the SO interaction are progressively larger in GaMo₄S₈, which should lead to larger P_{\perp} and p_{\perp} . Nevertheless, this effect is compensated by larger U and $|\Delta|$ and smaller J , which reduces the value of the polarization in GaMo₄S₈ in comparison with GaV₄S₈. Similar tendencies are expected for p_{\perp} , as was confirmed by numerical calculations [15].

V. EMERGENCE OF SKYRMIONS AND CHANGE OF ELECTRIC POLARIZATION

In order to study the formation of skyrmionic states, we perform MC simulations for the model (5) in an external magnetic field parallel to z , $-\mu_B h \sum_i e_i^z$. All technical details are summarized in Appendix A.

The FM interlayer coupling J_{\perp} tends to stack all two-dimensional spin patterns ferromagnetically along z .

A typical “tube structure” obtained for the skyrmionic phase is illustrated in Fig. 5.

The next important aspect is the stacking misalignment, which is inherent to the rhombohedral structure. Since only out-of-plane bonds contribute to the magnetic dependence of P^z , the change of the magnetic texture in the plane can affect this polarization only indirectly, via the redistribution of spins in adjacent planes. In this context, the “stacking misalignment” means that each next plane in the rhombohedral structure, besides the vertical shift along z , also experiences a horizontal displacement with respect to the original plane. Therefore, each spin couples with three neighboring spins in the next plane, meaning that some of these spins in the skyrmion tube will be noncollinear and the degree of this noncollinearity can be controlled by the magnetic field. According to our scenario, this is the main mechanism of the magnetic field dependence of P^z in the lacunar spinel compounds [15]. The situation is schematically illustrated in Fig. 6: if the skyrmionic texture in the plane $z = c$ is obtained from the one in the plane $z = 0$ by translating the spin 0 to 1', the spins in the bonds 0-3' and 0-5' will still remain noncollinear.

Then, for each h we obtain the distribution of spins and use it to evaluate the net magnetization and the change of electric polarization, ΔP^z , relative to the FM state. The results are summarized in Fig. 7.

The phase diagram can be schematically divided in three regions. For small h (region I), one can clearly see two FM domains corresponding to positive and negative directions of the magnetization along z . These domains are stabilized by DM interactions and their relative weight is controlled by the magnetic field. Furthermore, within each domain, one can clearly observe the skyrmions. In this case, the skyrmions are stabilized by strong uniaxial exchange anisotropy Γ_{\perp} , which plays the same role as the external field, but does not distinguish between positive and negative directions of the magnetization. This region corresponds to the rapid change of the electric polarization P^z , which mainly occurs at the AFM domain walls. Then, the system goes into the single domain region II. Nevertheless, the field h




FIG. 5. Typical spin patterns obtained in Monte-Carlo simulation for the model (5) on the lattice $30 \times 30 \times 18$ ($\mu_B h \sim 0.15J_{\parallel}$ and $T = 0.1J_{\parallel}$).

still remains small compared to the exchange anisotropy Γ_{\perp} , which mainly controls the skyrmionic texture. As the result, the number and size of the skyrmions practically do not change, which is clearly manifested in the “plateau” of the magnetization and electric polarization versus h . The magnetic anisotropy energy due to Γ_{\perp} can be evaluated as $\Delta E = 3\Gamma_{\perp} \sim -0.5$ meV. Therefore, in order to produce a comparable effect, the magnetic field should be about 9 T. In the region III, the magnetic field starts to prevail over the exchange anisotropy, and becomes the main factor controlling the size and the number of skyrmions. In this region, the magnetization strongly depends on h and reaches the saturation in the FM state. The change of the magnetization is also accompanied by the rapid drop of the polarization.

Among three mechanisms of the polarization change – the isotropic, antisymmetric, and symmetric anisotropic – the latter is relatively weak, as was explained before. Then, there is a strong competition of isotropic and antisymmetric contributions to ΔP^z , similar to GaV₄S₈ [15]. These contributions enter with different signs and strongly cancel each other. Nevertheless, the isotropic term slightly dominates and controls the sign of total ΔP^z in both GaV₄S₈ and GaMo₄S₈. As the direction of the rhombohedral distortion changes, the sign of ΔP^z also changes when going from GaV₄S₈ ($\Delta P^z < 0$) to GaMo₄S₈ ($\Delta P^z > 0$). As was explained in Sec. IV, this is due to the behavior of parameters P_{\perp} and p_{\perp} , which are odd functions of the rhombohedral distortion. It would be interesting to check this prediction experimentally.

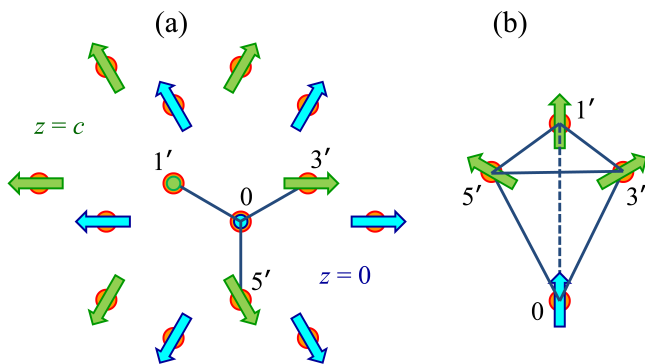


FIG. 6. Schematic illustration of interpenetrating skyrmionic textures in adjacent planes $z = 0$ and $z = c$ with the notation of bonds formed by neighboring spins: (a) top view and (b) side view. Owing to the stacking misalignment, each spin couples with three neighboring spins in the next plane. Therefore, some of the neighboring spins between the planes will always be noncollinear.

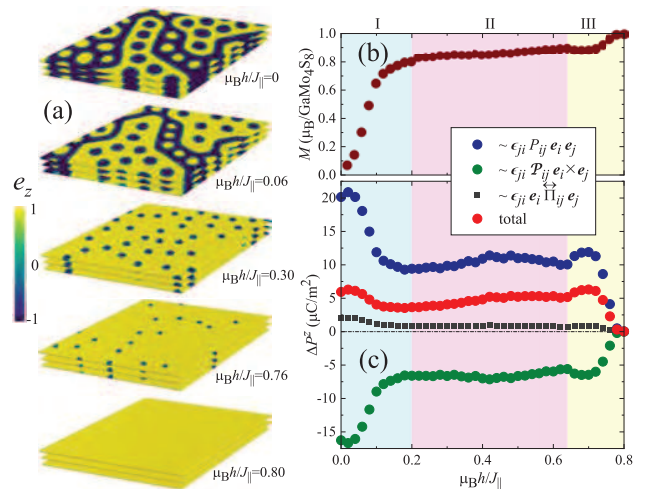


FIG. 7. (a) Spin patterns as obtained in Monte-Carlo calculations for the model (5) in an external magnetic field $h \parallel z$ at the temperature $T = 0.1J_{\parallel}$. (b) Magnetization and (c) electric polarization (total and partial contributions) versus magnetic field. The meaning of the regions I, II, and III is explained in the text.

VI. DISCUSSIONS AND SUMMARY

Using first-principles electronic structure calculations, we have discussed the formation of skyrmions and the change of electric polarization, which is caused by these skyrmions in the lacunar spinel compounds GaV₄S₈ and GaMo₄S₈. For these purposes, we have constructed the effective electronic model for the molecular t_2 bands, which are located near the Fermi level and primarily responsible for the magnetism. The molecular character of the problem, where each magnetic lattice point is associated with the $(M_4S_4)^{5+}$ molecule, has a number of interesting consequences. Particularly, it is rather unusual, that the screened “on-site” Coulomb interaction U , characterising the repulsion of electrons within the $(M_4S_4)^{5+}$ molecules, is only of the order 0.7 eV. For instance, in the atomic physics, such energy scale is characteristic for the Hund’s exchange coupling J , while U is expected to be substantially larger. Yet, in the molecular systems, the situation is different: U is small and J is even smaller (by an order of magnitude). Nevertheless, such “small” U still remains to be the largest parameter in the problem, so that the transfer integrals, which are responsible for the dispersion of the t_2 bands can still be treated as a perturbation, in the spirit of the SE theory [16]. We have successfully formulated such theory describing the behavior of exchange energy *and* electric polarization in terms of relative orientation of spins in the bonds.

By using the spin model, obtained in the framework of the SE theory, we were able to rationalize the behavior of electric polarization in GaV₄S₈ and GaMo₄S₈. Particularly, although the Hund’s coupling J is small, it is the

key parameter responsible for the magnetic dependence of \mathbf{P} , which is essentially the multiorbital effect being proportional to J (and higher powers of J) [36]. Furthermore, in the SE theory, the electric polarization in each bond is always parallel to the direction of this bond. The division of magnetic solids into the bonds is an essential part of the SE concept: the energy is presented in terms of pairwise interactions occurring in the bonds [16]. The same holds for the electric polarization. The new point here is that the bonds are polarized and can be viewed as electric dipoles. Moreover, the polarization of each such dipole depends on the relative orientation of spins in the bond.

Similar to the exchange energy, the magnetic dependence of the electric polarization in GaV_4S_8 and GaMo_4S_8 can be decomposed into isotropic, antisymmetric, and symmetric anisotropic parts. The latter is generally small, while the change of electric polarization induced by the skyrmion order results from the competition of isotropic and antisymmetric terms, which come with opposite signs. This is pretty much similar to the formation of the skyrmions themselves, resulting from the competition of isotropic and antisymmetric DM interactions. The basic difference, however, is that the competition of the exchange interactions takes place in the skyrmion plane, while for the polarization parallel to the z axis, more important is the stacking of the skyrmion planes and the magnetic alignment in the bonds, which connect these planes.

Besides these similarities, the new aspect of GaMo_4S_8 is the strong uniaxial exchange anisotropy. We expect that this anisotropy is primarily responsible for higher T_C in the case GaMo_4S_8 . Furthermore, it facilitates the formation of skyrmions, acting as a molecular field parallel to z , but making them relatively insensitive to the external field in the large part of the phase diagram. Finally, we predict the reversal of the magnetic dependence of \mathbf{P} in GaMo_4S_8 , which is related to the reversal of the direction of rhombohedral distortion.

Appendix A: Details of Monte Carlo simulations

To study magnetic properties of GaMo_4S_8 at an external magnetic field, we performed classical MC simulations for the model (5) based on heat-bath method combined with overrelaxation and Metropolis algorithm [43]. We used periodic hexagonal supercells with the c axis parallel to $z = [111]$ (in the cubic setting) containing up to $N = 30 \times 30 \times 18$, $N = 36 \times 36 \times 9$, and $N = 72 \times 72 \times 3$ sites. A single run contained $0.5 \cdot 10^6$ steps of equilibration and $2 \cdot 10^6$ steps of statistical averaging. For the initial relaxation, the system was gradually cooled down from higher temperatures. The Curie temperature is associated with the peak of specific heat at zero magnetic field:

$$\frac{C_v}{k_B} = \beta^2 \frac{\langle E^2 \rangle - \langle E \rangle^2}{V}, \quad (\text{A1})$$

where $\langle \dots \rangle$ stands for the thermal average, E is the magnetic energy, $\beta = 1/k_B T$, and V is the volume of the supercell.

The results of calculations for $C_v(T)$ are shown in Fig 8. In order to take into account the quantum corrections, resulting from the replacement of S^2 by $S(S+1)$, the temperature in the classical Monte Carlo simulations was additionally scaled as $T \rightarrow (1 + 1/S)T$, similar to Tyablikov's RPA method [39]. Thus, we conclude that the theoretical T_C , evaluated with parameters of SE interactions, is about 23 and 18 K for GaV_4S_8 and GaMo_4S_8 , respectively.

Appendix B: Alternative estimates of parameters of the spin model

In this Appendix, we briefly discuss the results of the mean-field Hartree-Fock (HF) approximation for the solution of the model (1) as an alternative to the SE theory for the exchange interactions and electric polarization. Fig. 9 shows the results of HF calculations without SO interaction for the densities of states in the FM phase. One can clearly see that the Coulomb repulsion, although being small, is sufficient for opening a band gap in both GaV_4S_8 and GaMo_4S_8 . Nevertheless, the transfer integrals lead to the formation of bands whose width is at least comparable with the band gap, thus rising a question about applicability of the SE theory. Therefore, it is interesting to consider an alternative approach for the evaluation of exchange interactions and the electric polarization, which formally goes beyond the SE approximation.

Indeed, the parameters of interatomic exchange interactions can be very sensitive to the method and de-

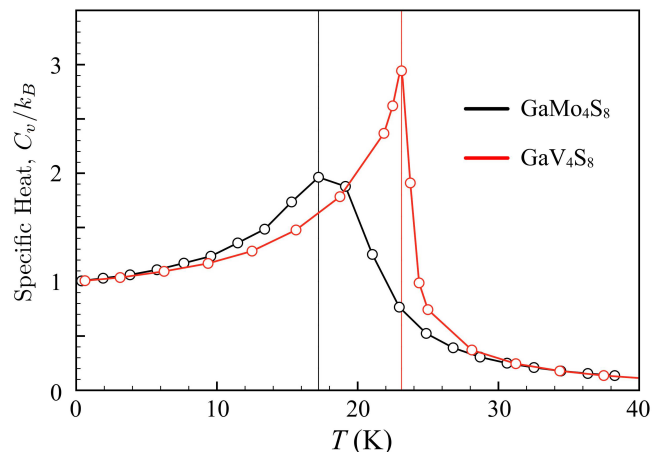


FIG. 8. Temperature dependence of the specific heat as obtained in the Monte Carlo calculations for the spin model (5) with the parameters derived in the superexchange approximation for GaV_4S_8 and GaMo_4S_8 .

tails of the electronic structure. The isotropic exchange interactions can be calculated using the theory of infinitesimal spin rotations near the FM state. The corresponding expressions in terms of the one-electron Green's function and intraatomic exchange field can be found in Refs. [26, 44]. The results are summarized in Table IX. In GaV₄S₈, J_{\parallel} practically does not change in comparison with the SE calculations (see Table VI). However, J_{\perp} increases by about 50%. Nevertheless, this increase is accompanied by the appearance of six next nearest-neighbor AFM interactions between the planes, which were absent in the SE theory. These interactions are about -0.152 meV per bond, which overcompensate the increase of J_{\perp} . Furthermore, there are also small (about -0.01 meV) long-range AFM interactions in the plane. Altogether, it decreases stability of the FM states. The new T_C , evaluated in the framework of Tyablikov's RPA but with the parameters extracted from the theory of infinitesimal spin rotations near the FM state, is about 10 K [15], which improves the agreement with the experiment ($T_C \sim 13$ K [10]). However, it should be understood that the theory of infinitesimal spin rotations probes mainly the stability of the ordered FM state. The present authors' opinion is that it is disputable whether the same model and parameters should describe the transition to the paramagnetic state, where the electronic structure is strongly affected by the spin disorder [45]. Big changes are also expected in GaMo₄S₈, where in comparison with the SE theory J_{\parallel} increases by about 50%, while J_{\perp} drops sharply by an order of magnitude (but

still remains ferromagnetic).

The DM interactions can be evaluated using similar technique, in the first order of the SO coupling. For these purposes, it is convenient to use the self-consistent linear response theory, which takes into account the response of electron-electron interactions (4) onto the SO coupling in the HF approximation [46]. These calculations yield somewhat larger (smaller) value of d_{\parallel} for GaV₄S₈ (GaMo₄S₈). Therefore, considering only the ratio $J_{\parallel}/d_{\parallel}$, it should lead to the some decrease (increase) of the skyrmion radii in GaV₄S₈ (GaMo₄S₈).

The uniaxial exchange anisotropy can be evaluated from the total energy difference $\Delta E = E_{001} - E_{100}$ between the out-of-plane and in-plane configurations of spins. Taking into account the definition (5) and the coordination numbers, one can find that $\Delta E = 3(\Gamma_{\parallel} + \Gamma_{\perp})$. Then, assuming $|\Gamma_{\parallel}| \ll |\Gamma_{\perp}|$ (see Table VI), Γ_{\perp} for GaV₄S₈ and GaMo₄S₈ can be estimated as -0.014 and -0.102 meV, respectively. These parameters are somewhat weaker than in the SE theory (see Table VII). Nevertheless, one can still conclude that Γ_{\perp} is small and does not play any sizable role in GaV₄S₈, but expected to be important in GaMo₄S₈, where it becomes comparable with the parameters of isotropic and DM interactions, thus supporting our main conclusion obtained in the SE theory.

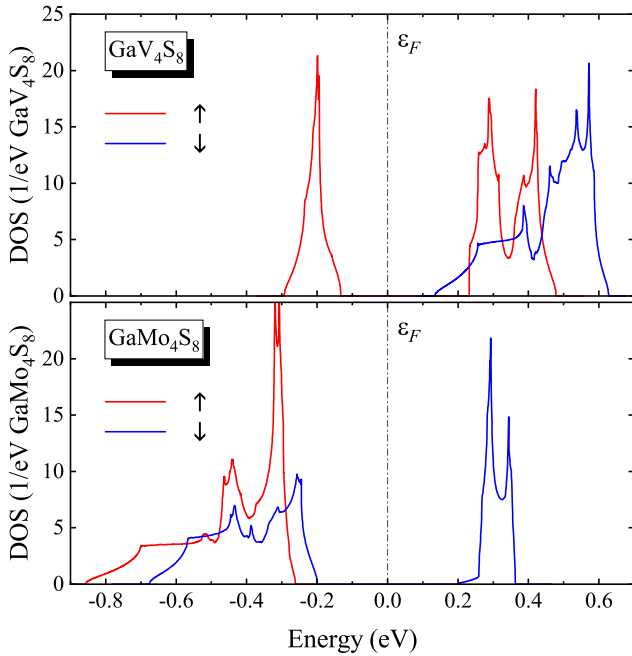


FIG. 9. Densities of states for the ferromagnetic state as obtained in the Hartree-Fock approximation for the model (1).

The only parameter, which can be easily derived by mapping the polarizations obtained in the HF calculations onto the spin model (9) is Π_{\perp} , which is related with the calculated quantity $\Delta P = P_{001} - P_{100}$ as $\Delta P = 3\epsilon_{01'}^z \Pi_{\perp}$, where $\epsilon_{01'}^z$ is z component of the unit-vector $\epsilon_{01'}$ ($\epsilon_{01'}^z = 0.819$ and 0.813 for GaV₄S₈ and GaMo₄S₈, respectively). Thus, using results of Table IX, Π_{\perp} can be estimated as 13 and 11 $\mu\text{C}/\text{m}^2$ for GaV₄S₈ and GaMo₄S₈, respectively: i.e., somewhat larger than in the SE theory, but still smaller in comparison with other parameters responsible for isotropic and antisymmetric contributions (see Table VIII).

In principle, other parameters of electric polarization, P_{\perp} and p_{\perp} , can be also estimated by considering more complicated noncollinear magnetic textures and mapping results of the HF calculations onto the spin model (9). Unfortunately, there is no analog of the theory of infinitesimal spin rotations for the electric polarization. Such extension would be certainly very interesting and helpful for the analysis of magnetoelectric coupling in various compounds.

TABLE IX. Parameters of isotropic exchange (J_{\parallel} and J_{\perp}), Dzyaloshinskii-Moriya interactions (d_{\parallel} , δ , and d_{\perp}), magnetocrystalline anisotropy energy ($\Delta E = E_{001} - E_{100}$), and anisotropy of electric polarization ($\Delta P = P_{001} - P_{100}$) as obtained in Hartree-Fock calculations.

| | J_{\parallel} (meV) | J_{\perp} (meV) | d_{\parallel} (meV) | δ | d_{\perp} (meV) | ΔE (meV) | ΔP ($\mu\text{C}/\text{m}^2$) |
|----------------------------------|-----------------------|-------------------|-----------------------|----------|-------------------|------------------|---|
| GaV ₄ S ₈ | 0.179 | 0.330 | 0.124 | -0.076 | -0.029 | -0.041 | 32 |
| GaMo ₄ S ₈ | 0.159 | 0.027 | 0.107 | 0.081 | 0.230 | -0.306 | 26 |

- [1] A. N. Bogdanov and D. A. Yablonskii, *Sov. Phys. JETP* **68**, 101 (1989).
- [2] U. K. Rößler, A. N. Bogdanov, and C. Pfleiderer, *Nature (London)* **442**, 797 (2006).
- [3] N. Nagaosa and Y. Tokura, *Nature Nanotechnology* **8**, 899 (2013).
- [4] T. Schulz, R. Ritz, A. Bauer, M. Halder, M. Wagner, C. Franz, C. Pfleiderer, K. Everschor, M. Garst, and A. Rosch, *Nature Physics* **8**, 301-304 (2012).
- [5] X. Z. Yu, N. Kanazawa, W. Z. Zhang, T. Nagai, T. Hara, K. Kimoto, Y. Matsui, Y. Onose, and Y. Tokura, *Nature Communications* **3**, 988 (2012).
- [6] A. Fert, V. Cros, and J. Sampaio, *Nature Nanotechnology* **8**, 152-156 (2013).
- [7] S. Mühlbauer, B. Binz, F. Jonietz, C. Pfleiderer, A. Rosch, A. Neubauer, R. Georgii, and P. Böni, *Science* **323**, 915-919 (2009).
- [8] X. Z. Yu, Y. Onose, N. Kanazawa, J. H. Park, J. H. Han, Y. Matsui, N. Nagaosa, and Y. Tokura, *Nature* **465**, 901-904 (2010).
- [9] I. Kézsmárki, S. Bordács, P. Milde, E. Neuber, L. M. Eng, J. S. White, H. M. Rønnow, C. D. Dewhurst, M. Mochizuki, K. Yanai, H. Nakamura, D. Ehlers, V. Tsurkan, and A. Loidl, *Nature Materials* **14**, 1116 (2015).
- [10] E. Ruff, S. Widmann, P. Lunkenheimer, V. Tsurkan, S. Bordács, I. Kézsmárki, and A. Loidl, *Science Advances* **10**, e1500916 (2015).
- [11] Y. Fujima, N. Abe, Y. Tokunaga, and T. Arima, *Phys. Rev. B* **95**, 180410(R) (2017).
- [12] S. Seki, X. Z. Yu, S. Ishiwata, and Y. Tokura, *Science* **336**, 198-201 (2012).
- [13] T. Adams, A. Chacon, M. Wagner, A. Bauer, G. Brandl, B. Pedersen, H. Berger, P. Lemmens, and C. Pfleiderer, *Phys. Rev. Lett.* **108**, 237204 (2012).
- [14] J. S. White, K. Prša, P. Huang, A. A. Omrani, I. Živković, M. Bartkowiak, H. Berger, A. Magrez, J. L. Gavilano, G. Nagy, J. Zang, and H. M. Rønnow, *Phys. Rev. Lett.* **113**, 107203 (2014).
- [15] S. A. Nikolaev and I. V. Solovyev, *Phys. Rev. B* **99**, 100401(R) (2019).
- [16] P. W. Anderson, *Phys. Rev.* **2**, 115 (1959).
- [17] H.-M. Zhang, J. Chen, P. Barone, K. Yamauchi, S. Dong, and S. Picozzi, *Phys. Rev. B* **99**, 214427 (2019).
- [18] D. A. Kitchaev, E. C. Schueller, and A. Van der Ven, *Phys. Rev. B* **101**, 054409 (2020).
- [19] Á. Butykai, D. Szaller, L. F. Kiss, L. Balogh, M. Garst, L. DeBeer-Schmitt, T. Waki, Y. Tabata, H. Nakamura, I. Kézsmárki, and S. Bordács, arXiv:1910.11523 [cond-mat.str-el].
- [20] W. Kohn and L. J. Sham, *Phys. Rev. A* **140**, 1133 (1965).
- [21] R. Pocha, D. Johrendt, and R. Pottgen, *Chem. Matter* **12**, 2882 (2000).
- [22] M. François, W. Lengauer, K. Yvon, H. Ben Yaich-Aerrache, P. Gougeon, M. Potel, and M. Sergent, *Zeitschrift für Kristallographie* **196**, 111 (1991).
- [23] P. Giannozzi, S. Baroni, N. Bonini *et. al*, *J.Phys.: Condens. Matter* **21**, 395502 (2009).
- [24] N. Marzari, A. A. Mostofi, J. R. Yates, I. Souza, and D. Vanderbilt, *Rev. Mod. Phys.* **84**, 1419 (2012).
- [25] A. A. Mostofi, J. R. Yates, G. Pizzi, Y. S. Lee, I. Souza, D. Vanderbilt, and N. Marzari, *Comput. Phys. Commun.* **185**, 2309 (2014).
- [26] I. V. Solovyev, *J. Phys.: Condens. Matter* **20**, 293201 (2008).
- [27] F. Aryasetiawan, M. Imada, A. Georges, G. Kotliar, S. Biermann, and A. I. Lichtenstein, *Phys. Rev. B* **70**, 195104 (2004).
- [28] E. I. Rashba and V. I. Sheka, *Fiz. Tverd. Tela - Collected Papers (Leningrad)*, v. II, 162-176 (1959) (in Russian), English translation: Supplemental Material to the paper by G. Bihlmayer, O. Rader, and R. Winkler, Focus on the Rashba effect, *New J. Phys.* **17**, 050202 (2015).
- [29] J. Kanamori, *Prog. Theor. Phys.* **17**, 177 (1957).
- [30] The parameters are related to the ones introduced in Ref. [15] as $t_{\parallel}^1 = \theta_{\parallel} t_{\parallel}^A$, $s_{\parallel}^3 = -t_{\parallel}^S$, $u_{\parallel}^3 = -t_{\parallel}^A$, $t_{\perp}^1 = \theta_{\perp} t_{\perp}^A$, $s_{\perp}^3 = t_{\perp}^S$, and $u_{\perp}^3 = t_{\perp}^A$.
- [31] A. M. Oleś, G. Khaliullin, P. Horsch, and L. F. Feiner, *Phys. Rev. B* **72**, 214431 (2005).
- [32] J. Kanamori, *Prog. Theor. Phys.* **30**, 275 (1963).
- [33] L. Vaugier, H. Jiang, and S. Biermann, *Phys. Rev. B* **86**, 165105 (2012).
- [34] T. Ribic, E. Assmann, A. Tóth, and K. Held, *Phys. Rev. B* **90**, 165105 (2014).
- [35] I. V. Solovyev and M. Imada, *Phys. Rev. B* **71**, 045103 (2005).
- [36] R. Ono, S. A. Nikolaev, and I. V. Solovyev, arXiv:2003.11765 [cond-mat.str-el].
- [37] I. V. Solovyev, *New J. Phys.* **11**, 093003 (2009).
- [38] K. I. Kugel and D. I. Khomskii, *Sov. Phys. Usp.* **25**, 231 (1982).
- [39] S. V. Tyablikov, *Methods of Quantum Theory of Magnetism*, Nauka, Moscow, (1975).
- [40] T. Yildirim, A. B. Harris, A. Aharony, and O. Entin-Wohlman, *Phys. Rev. B* **52**, 10239 (1995).
- [41] I. V. Solovyev and S. A. Nikolaev, *Phys. Rev. B* **90**, 184425 (2014).
- [42] I. V. Solovyev, *Phys. Rev. B* **95**, 214406 (2017).
- [43] D. P. Landau and K. Binder, *A Guide to Monte Carlo Simulations in Statistical Physics*, Cambridge University

Press (2005).

- [44] A. I. Liechtenstein, M. I. Katsnelson, V. P. Antropov, and V. A. Gubanov, *J. Magn. Magn. Mater.* **67**, 65 (1987).
- [45] K. Terakura, T. Oguchi, A. R. Williams, and J. Kübler, *Phys. Rev. B* **30**, 4734 (1984).
- [46] I. V. Solovyev, *Phys. Rev. B* **90**, 024417 (2014).