

University of Nevada, Reno

**Generalized Univariate Distributions and A New  
Asymmetric Laplace Model**

A thesis submitted in partial fulfillment of the  
requirements for the degree of Master of Science in  
Mathematics (Concentration in Statistics)

By

Palash Sharma

Dr. Tomasz Kozubowski/Thesis Advisor

June 2017

© 2017

Palash Sharma

ALL RIGHTS RESERVED



**THE GRADUATE SCHOOL**

We recommend that the thesis  
prepared under our supervision by

**Palash Sharma**

entitled

**Generalized Univariate Distributions and A New  
Asymmetric Laplace Model**

be accepted in partial fulfillment of the  
requirements for the degree of

**MASTER OF SCIENCE**

Tomasz J. Kozubowski, Ph.D., Advisor

Anna Panorska, Ph.D., Committee Member

Minggen Lu, Ph.D., Graduate School Representative

David Zeh, Ph.D., Dean, Graduate School

June, 1<sup>st</sup> 2017

## ABSTRACT

**Generalized Univariate Distributions and A New Asymmetric Laplace  
Model**

By

Palash Sharma

This work provides a survey of general class of distributions generated from the mixture of the beta random variables. We provide an extensive review of the literature, concerning generating new distributions via the inverse CDF transformation. In particular, we accounted for beta generated and Kumaraswamy generated families of distributions. We provide a brief summary of each of their families of distributions. We also propose a new asymmetric mixture distribution, which is an alternative to beta generated distributions. We provide basic properties of this new class of distributions generated from the Laplace model. We also address the issue of parameter estimation of this new skew generalized Laplace model.

**Keywords:** Beta distribution, Kumaraswamy distribution, Laplace distribution, Moments, estimation.

## ACKNOWLEDGMENTS

At first, I would like to thank my honorable thesis advisor, Professor Tomasz J. Kozubowski, who showed me a great interest in the field of statistics and probability theory. Professor Kozubowski not only helped me to complete the thesis but also encouraged me, supported me, guided me with great patience, which accelerated me to complete my graduate study in the department of Mathematics and Statistics at University of Nevada, Reno (UNR). I am really grateful to him. I am also very grateful to the graduate school representative, Dr. Minggen Lu, for his great support. A special thanks also goes to Professor Anna K. Panorska, who not only gave me the best suggestion but also carefully helped me academically to complete my graduate study at University of Nevada, Reno. I also would like to acknowledge my parent's support and encouragement. Moreover, I am very much thankful to all of the faculty members, graduate students, and staffs of the department of Mathematics and Statistics at University of Nevada, Reno.

# TABLE OF CONTENTS

Abstract . . . . .	i
Acknowledgments . . . . .	ii
List of Tables . . . . .	vi
List of Figures . . . . .	vii
Chapter	
<b>1. Introduction</b>	<b>1</b>
<b>2. Generalized Distributions Via Inverse CDF Transformation</b>	<b>5</b>
2.1. Basic Properties of Generalized Distributions . . . . .	5
<b>3. Generalized Beta Family of Distributions</b>	<b>10</b>
3.1. Beta-Normal Distribution . . . . .	11
3.2. Beta-Gumbel Distribution . . . . .	12
3.3. Beta-Weibull Distribution . . . . .	13
3.4. Beta-Exponential Distribution . . . . .	14
3.5. Beta-Laplace Distribution . . . . .	15
3.6. Beta-Rayleigh Distribution . . . . .	16
3.7. Beta-Maxwell Distribution . . . . .	17
3.8. Beta-Pareto Distribution . . . . .	19
3.9. Beta-Nakagami Distribution . . . . .	20
3.10. Beta-Fréchet Distribution . . . . .	21
3.11. Beta-Gompertz Distribution . . . . .	22

3.12. Beta-Lomax or Beta-Burr Type XII Distribution . . . . .	23
3.13. Beta-Lognormal Distribution . . . . .	24
3.14. Beta-Burr Type X Distribution . . . . .	25
3.15. Beta-Lindley Distribution . . . . .	26
3.16. The Beta Power distribution . . . . .	27
3.17. Beta-Dagum Distribution . . . . .	28
3.18. Beta-Cauchy Distribution . . . . .	29
3.19. Beta Nadarajah-Haghighi distribution . . . . .	30
3.20. Beta-Half Cauchy Distribution . . . . .	31
<b>4. Generalized Kumaraswamy Family of Distributions</b>	<b>34</b>
4.1. Kumaraswamy Generalized Half Normal Distribution . . . . .	35
4.2. The Kumaraswamy-Gumbel Distribution . . . . .	36
4.3. The Kumaraswamy Weibull Distribution . . . . .	37
4.4. The Kumaraswamy Laplace Distribution . . . . .	38
4.5. The Kumaraswamy Lindley Distribution . . . . .	39
4.6. The Kumaraswamy Burr Type-III Distribution . . . . .	40
4.7. The Kumaraswamy-Log Logistic Distribution . . . . .	41
4.8. The Kumaraswamy Gompertz Distribution . . . . .	42
4.9. The Kumaraswamy Birnbaum Saunders Distribution . . . . .	43
4.10. The Kumaraswamy-Kumaraswamy Distribution . . . . .	44
4.11. The Kumaraswamy Burr XII Distribution . . . . .	45
4.12. The Kumaraswamy Half Cauchy Distribution . . . . .	46
<b>5. A New Generalized Asymmetric Laplace Distribution</b>	<b>49</b>
5.1. A New Asymmetric Laplace Distribution . . . . .	52
5.2. Special Cases of the <i>BML</i> Model . . . . .	60
5.3. Series Representations . . . . .	61
5.4. Moment Generating Function and Moments . . . . .	62
5.5. Reliability Analysis . . . . .	66

5.6. Random Variate Generation . . . . .	70
5.7. Statistical Inference . . . . .	71
5.8. A special case $n = 1$ . . . . .	72
5.9. General Case . . . . .	76
5.10. Simulation Result . . . . .	77
Appendices	
<b>A. R code used in this thesis paper</b>	<b>93</b>
A.1. Plot the probability density of beta- mixture Laplace distribution using different P values. see figure (5.1) . . . . .	93
A.2. Plot the probability density of beta- mixture Laplace distribution using different $\alpha$ values. see figure (5.2) . . . . .	94
A.3. Plot the probability density of beta- mixture Laplace distribution using different $\beta$ values. see figure (5.3) . . . . .	95
A.4. Plot the cumulative distribution function of beta- mixture Laplace dis- tribution using different P values. see figure (5.4) . . . . .	96
A.5. Plot the cumulative distribution function of beta- mixture Laplace dis- tribution using different $\alpha$ values. see figure (5.5) . . . . .	97
A.6. Plot the cumulative distribution function of beta- mixture Laplace dis- tribution using different $\beta$ values. see figure (5.6) . . . . .	98
A.7. Plot the hazard rate function of beta- mixture Laplace distribution using different parameters see figure (5.7) . . . . .	99
A.8. Simulation study and random number generator. see table (5.1)-(5.4)	100



# LIST OF TABLES

## Table

3.1. Summary of the literatures related to beta generated family of distributions . . . . .	32
3.2. Table (3.1) (continue) . . . . .	33
4.1. Summary of the literatures related to Kumaraswamy generated family of distributions . . . . .	48
5.1. Estimated parameters of <i>BML</i> distribution for $\alpha, \beta \geq 1$ . . . . .	77
5.2. Estimated parameters of <i>BML</i> distribution for $\alpha \geq 1$ and $0 < \beta < 1$ . . . . .	78
5.3. Estimated parameters of <i>BML</i> distribution for $0 < \alpha < 1$ and $\beta \geq 1$ . . . . .	78
5.4. Estimated parameters of <i>BML</i> distribution for $\alpha, \beta < 1$ . . . . .	78

# LIST OF FIGURES

## Figure

5.1. Selected PDFs of <i>BML</i> distributions with $\alpha = 2, \beta = 3$ , and selected values of $p$ . . . . .	54
5.2. Selected PDFs of <i>BML</i> distributions with $\beta = 5, p = .7$ , and selected values of $\alpha$ . . . . .	55
5.3. Selected PDFs of <i>BML</i> distributions with $\alpha = 2, p = .7$ , and selected values of $\beta$ . . . . .	56
5.4. Selected CDFs of <i>BML</i> distributions with $\alpha = 2, \beta = 5$ , and selected values of $p$ . . . . .	57
5.5. Selected CDFs of <i>BML</i> distributions with $\beta = 5, p = .7$ , and selected values of $\alpha$ . . . . .	58
5.6. Selected CDFs of <i>BML</i> distributions with $\alpha = 2, p = .7$ , and selected values of $\beta$ . . . . .	59
5.7. $h(x)$ of <i>BML</i> distribution with $\alpha = 2, p = 0.7$ , and selected values of $\beta$ .	67
5.8. $h(x)$ of <i>BML</i> distribution with $\beta = 0.8, p = 0.7$ , and selected values of $\alpha$ . . . . .	68
5.9. Selected graphs of $h(x)$ for <i>BML</i> distribution with selected parameters.	69

# CHAPTER 1

## Introduction

This thesis work offers a survey of recently developed families of probability distributions, which provide more flexibility in modeling data. The generalized distributions we shall review are obtained from standard probability distributions and a generating mechanism connected with a probability distribution on a unit interval, as described below.

Let  $X$  be a continuous random variable with the cumulative distribution function (CDF)  $F(x)$  and the probability density function (PDF)  $f(x)$ . Then,  $X$  admits the well known representation,

$$X \stackrel{d}{=} F^{-1}(U), \quad (1.1)$$

known as the *Probability Integral Transform Theorem*. The quantity  $U$  in (1.1) has a standard uniform distribution. Following this idea, one can generalize the distribution of  $X$  by defined a new random variable via

$$Y = F^{-1}(T), \quad (1.2)$$

where  $T$  has a distribution on  $(0, 1)$  which is not necessarily a uniform distribution. The generalized PDF and CDF of  $Y$  will be denoted as  $g(y)$  and  $G(Y)$  respectively. Thus, we obtain a generalization of  $X$  via a generating mechanism connected with the random variable  $T$  on  $(0, 1)$ . If  $T$  is a uniform random variable, then the generalization coincides with  $X$ . Such generalizations appeared in the literature in recent years, particularly with  $T$  having beta, Kumaraswamy or truncated exponential dis-

tributions. Indeed, numerous new classes of distributions were obtained via (1.2), which generalize many standard distributions, such as normal, exponential, Weibull, Pareto, among many others. The particular two schemes used in this connection are based upon two specific probability distributions of  $T$  : the beta distribution and the Kumaraswamy distribution. One of the aims of this thesis is to review both of these schemes and gather information regarding specific distributions that are scattered in the literature.

Beta distribution is perhaps the most well-known and widely used continuous probability distribution on finite domain. It is most conveniently defined through its PDF, which is of the form

$$h(x) = \frac{1}{B(\alpha, \beta)} x^{\alpha-1} (1-x)^{\beta-1}, \quad x \in (0, 1), \quad (1.3)$$

where  $\alpha > 0$  and  $\beta > 0$  are two shape parameters, while

$$B(\alpha, \beta) = \frac{\Gamma(\alpha)\Gamma(\beta)}{\Gamma(\alpha + \beta)}, \quad \alpha, \beta > 0, \quad (1.4)$$

is the beta function. The corresponding cumulative distribution function (CDF) generally does not admit a closed form, and is expressed through the *incomplete beta function ratio*,

$$H(x) = I_x(\alpha, \beta) = \frac{1}{B(\alpha, \beta)} \int_0^x t^{\alpha-1} (1-t)^{\beta-1} dt, \quad x \in [0, 1], \quad (1.5)$$

see Chapter 25 of Johnson et al. (1995). Since, as we should see in Chapter 2, the CDF of the generalized random variable  $Y$  in (1.2) is given by

$$G(x) = H(F(x)), \quad (1.6)$$

the beta generated family of distributions, popularized by Eugene et al. (2002), will

be of the form

$$G(x) = \int_0^{F(x)} h(t) dt, \quad (1.7)$$

where  $h(t)$  is the PDF of the beta random variable (1.3) and  $F(x)$  is the base CDF.

The PDF corresponding to (1.7) is given by

$$g(x) = \frac{1}{B(\alpha, \beta)} f(x) [F(x)]^{\alpha-1} [1 - F(x)]^{\beta-1}, \quad (1.8)$$

where  $f(\cdot)$  is the PDF of the based distribution  $F(\cdot)$ . The beta generated method provides a convenient way to generate new distributions, and many distributions were obtained using this scheme, as we shall see in Chapter 3. These beta generating distributions shall be termed as *BG* distributions.

Another popular method of generating new classes of distributions, which we shall review in Chapter 4, is connected with  $T$  in (1.2) having the so called Kumaraswamy distribution, given by the CDF

$$H(x) = 1 - (1 - x^a)^b, \quad x \in [0, 1], \quad (1.9)$$

where  $a, b > 0$  are two shape parameters (see, Kumaraswamy, 1980). The corresponding PDF is of the form

$$h(x) = ab x^{\alpha-1} (1 - x)^{\beta-1}, \quad x \in (0, 1). \quad (1.10)$$

Among several advantages of this model over the beta distribution, discussed in Jones (2009), is the fact that no special functions are required to describe its CDF. Consequently, the Kumaraswamy generalized distributions obtained via (1.2) and popularized by Cordeiro and de Castro (2011), generally do not require special functions to describe their CDFs, given by

$$G(x) = 1 - [1 - F^a(x)]^b, \quad (1.11)$$

where  $a > 0$  and  $b > 0$ . The corresponding PDF will then be of the form

$$g(x) = ab f(x)F^{a-1}(x) [1 - F^a(x)]^{b-1}, \quad (1.12)$$

where  $f(\cdot)$  is the PDF of the based distribution  $F(\cdot)$ . The Kumaraswamy generated method provides a convenient way to generate new family of distributions as we shall see in Chapter 4. These Kumaraswamy generated distributions shall be termed as *Kum – G* distributions.

Our thesis is organized as follows. In Chapter 2, we review the general method discussed above for generating new classes of distributions via the inverse CDF transformation. In Chapter 3, we present numerous beta generated family of distributions. Then, in Chapter 4, we present Kumaraswamy generated family of distributions. Finally, in Chapter 5, we present a new scheme, where the generator  $T$  is a mixture of two special beta distributions. We discuss general properties of the obtained families, and focus on one particular case involving a new generalized asymmetric Laplace distribution.

## CHAPTER 2

# Generalized Distributions Via Inverse CDF Transformation

Let  $X$  be a continuous random variable with CDF  $F(X)$  and PDF  $f(x)$ . Then, a new distribution can be defined as

$$Y = F^{-1}(T), \quad (2.1)$$

where  $T$  is a random variable on  $(0, 1)$  with the CDF  $H(\cdot)$ . This general scheme was discussed in Ferreira and Steel (2006), with the view towards obtaining skew generalizations of symmetric  $F(\cdot)$ .

We present several properties of this construction, assuming that the base CDF  $F(\cdot)$  is continuous and increasing on the support of the distribution and the distribution of the generating  $T$  is absolutely continuous with PDF  $h(\cdot)$ .

### 2.1 Basic Properties of Generalized Distributions

We start with the following, fundamental results.

**Proposition 2.1.** *In the above notation, the CDF of  $Y$  in (2.1) is given by*

$$G(y) = H(F(y)), \quad (2.2)$$

while the PDF of  $Y$  in (2.1) is

$$g(y) = h(F(y))f(y), \quad (2.3)$$

where  $f(y)$  is the PDF corresponding to  $F$ .

The above result easily follows when we note that  $G(y) = Pr(Y \leq y) = Pr(F^{-1}(T) \leq y) = Pr(T \leq F(y)) = H(F(y))$ . The PDF of  $Y$ , is obtained by straightforward differentiation,  $g(y) = h(F(y))f(y)$ . The following result, discussed in Ferreira and Steel (2006), is straightforward to establish as well.

**Proposition 2.2.** *If  $F$  is a symmetric distribution about zero and  $H$  is a symmetric distribution on  $(0,1)$  about  $1/2$ , then the generalized distribution  $G$  is also symmetric about 0.*

Indeed, assume that  $X$  is a continuous random variable with PDF and CDF  $f(x)$  and  $F(x)$ , respectively. Since  $F$  is symmetric about zero, we have  $f(x) = f(-x)$ . Also, we know that  $H$  is symmetric on  $(0,1)$ , so that  $h(t) = h(1-t)$  for  $t \in (0,1)$ .

We need to show that generalized distribution is also symmetric, i.e.  $g(x) = g(-x)$ .

Since  $g(x) = h(F(x))f(x)$ , we have  $g(-x) = h(F(-x))f(-x)$ . But  $X$  is a symmetric random variable, so that  $Pr(X \leq -x) = 1 - Pr(X \leq x)$ , which means that  $F(-x) = 1 - F(x)$ .

Thus,  $g(-x) = h(1 - F(x))f(x) = h(F(x))f(x) = g(x)$ . It follows that the generalized distribution  $G$  is also a symmetric distribution about 0, which concludes the argument.

**Remark:** If we want to generalize a symmetric distribution into a skew one via (1.2), we need to take an asymmetric generator  $T$ .

The third result taken from Ferreira and Steel (2006) as well, concerns modality of



the generalized distribution.

**Proposition 2.3.** *If  $F$  has a symmetric and unimodal distribution with the mode  $y_0$ , and if  $H$  is unimodal distribution with the mode at  $1/2$ , then generalized distribution  $G$  is also unimodal and its mode is at  $y_0$ .*

As discussed in the above paper, this property is useful in case of mode preserving skewing mechanisms. The unique mode of the generalized distribution  $G$  equals to that of the distribution of  $F$ . This mode is unaffected by its degree of skewness and helps modeling because the location parameter or regression function can be interpreted as the mode. A choice of  $H$  with a unique mode at  $1/2$  will ensure that.

The next result, taken from Ferreira and Steel (2006) as well, discuss the existence of moments.

**Proposition 2.4.** *If limits of  $h(x)$  when  $x$  tends to 0 and 1 are finite and nonzero, then the moment existence of  $G$  is equal to that of  $F$ .*

While all of the above properties were discussed in Ferreira and Steel (2006), the following facts appear to be new and play an important role in the theory of generalized distributions defined by (1.2).

Namely, we shall consider the effect of mixing on the generalized distribution obtained by (1.2), or equivalently through (1.6).

Let  $T_1, T_2, \dots, T_n$  be  $n$  random variables on  $(0, 1)$ , with respect to CDFs  $H_1, H_2, \dots, H_n$  and PDFs  $h_1, h_2, \dots, h_n$ . Next, define a new CDF via

$$H(x) = \sum_{i=1}^n p_i H_i(x), \quad (2.4)$$

where  $p_i > 0$  and

$$\sum_{i=1}^n p_i = 1, \quad (2.5)$$

called a mixture of the  $\{H_i\}$ . With this set-up, we now consider generalized distributions based on a given CDF  $F$  obtained via (1.6) through each of the  $\{H_i\}$ , that is we obtain  $n$  new generalizations of  $F$  as follows :

$$G_i(y) = H_i(F(y)), \quad i = 1, \dots, n. \quad (2.6)$$

On the other hand, we can also generalize  $F$  via (1.6) using a random variable  $T$  with the CDF  $H$  given by (2.4). In this case, the generalized CDF will be of the form

$$G(y) = H(F(y)). \quad (2.7)$$

However, when we take into account the structure of  $H$  provide by (2.4), we can write the CDF  $G$  is (2.7) as follows :

$$G(y) = \sum_{i=1}^n p_i H_i(F(y)). \quad (2.8)$$

When we now recall the relation (2.6), we consider that

$$G(y) = \sum_{i=1}^n p_i G_i(y). \quad (2.9)$$

In other words, the operations of obtaining a generalized version of  $F$  via (1.6) form a given generator  $T \sim H$  and the operation of mixing, commute. That is a generalized distributions obtained from  $T$  that is a mixture, is also a mixture of generalized distributions, with the same weights. We formulate this results below.

**Proposition 2.5.** *Let  $T_1, T_2, \dots, T_n$  be  $n$  random variables on  $(0, 1)$ , with CDFs  $H_1, H_2, \dots, H_n$ , and define a new random variable  $T$  to be a mixture of the  $\{T_i\}$ , where the CDF of  $T$  is given by (2.4) – (2.9). Then, a generalization of  $F$  obtained*

via (1.6) through  $T \sim H$  is a mixture of  $Y_i \sim G_i$ , where each  $Y_i$  is a generalized version of  $X \sim F$  obtained via (1.6) through  $T_i \sim H_i$ .

This result implies that one can generate new classes of generalized distributions via mixing two or more given families of generalized distributions. We shall follow this approach in Chapter 5, where we develop a new skew Laplace model by this method.

## CHAPTER 3

# Generalized Beta Family of Distributions

As discussed in the introduction, beta distribution is a continuous probability distribution with two positive shape parameters,  $\alpha$  and  $\beta$ . It is the conjugate prior of the binomial distribution. It is also a natural extension of the uniform distribution. One of the attractive features of beta distribution is that one is able to rescale and shift the beta distribution to create a new distributions with a wide range of shapes and, as a result, it has been used for a variety of applications. The PDF and the CDF of beta distribution are

$$h(x) = \frac{1}{B(\alpha, \beta)} x^{\alpha-1} (1-x)^{\beta-1}, \quad 0 < x < 1, \quad \alpha > 0, \quad \beta > 0, \quad (3.1)$$

and

$$H(x) = \frac{1}{B(\alpha, \beta)} \int_0^x t^{\alpha-1} (1-t)^{\beta-1} dt, \quad 0 < t < 1, \quad \alpha > 0, \quad \beta > 0, \quad (3.2)$$

respectively, where  $B(\alpha, \beta)$  is defined by (1.4). The CDF for beta generalized distributions, as discussed in Eugene et al. (2002), is of the form

$$G(x) = \frac{1}{B(\alpha, \beta)} \int_0^{F(x)} t^{\alpha-1} (1-t)^{\beta-1} dt. \quad (3.3)$$

The corresponding PDF, obtained by taking the derivative in (3.3), can be expressed as follows :

$$g(x) = \frac{f(x)}{B(\alpha, \beta)} F(x)^{\alpha-1} [1 - F(x)]^{\beta-1}, \quad (3.4)$$

where  $f(x)$  is the density function of the parent distribution  $F(\cdot)$ . The above work by Eugene et al. (2002) introduced this general family that triggered other authors to consider generalized distributions with some statistical applications. We will now review major contributions to this area and present relevant results from the literature.

### 3.1 Beta-Normal Distribution

The normal distribution is perhaps the most widely used continuous probability distribution in statistics, with numerous applications across many areas. In turn, the beta-normal distribution provides more flexibility in modeling symmetric, heavy-tailed distributions, in addition to skewed and bimodal distributions.

Beta-normal distribution was studied by Eugene et al. (2002) [see also Famoye et al., 2004; Gupta and Nadarajah 2004; Jones 2004; Régo et al., 2012]. The PDF of beta-normal distribution can be expressed as

$$g(x) = \frac{\Gamma(\alpha + \beta)}{\Gamma(\alpha) \Gamma(\beta)} \left[ \Phi \left( \frac{x - \mu}{\sigma} \right) \right]^{\alpha-1} \left[ 1 - \Phi \left( \frac{x - \mu}{\sigma} \right) \right]^{\beta-1} \sigma^{-1} \phi \left( \frac{x - \mu}{\sigma} \right), \quad x \in R, \quad (3.5)$$

where

$$\Phi(x) = \frac{1}{\sqrt{2\pi}} e^{-\frac{x^2}{2}}, \quad x \in R, \quad (3.6)$$

is the standard normal PDF while

$$\Phi(x) = \frac{1}{\sqrt{2\pi}} \int_{-\infty}^x e^{-\frac{t^2}{2}} dt, \quad x \in R, \quad (3.7)$$

is the standard normal CDF. For more details on this distribution please see the above references.

### 3.2 Beta-Gumbel Distribution

Gumbel distribution is widely used in hydrological engineering design, where it has been used in modeling flood events. The beta Gumbel distribution provides more general and flexible framework for statistical analysis.

The CDF of Gumbel distribution, also known as the extreme value distribution of the Type I, can be expressed as

$$F(x) = e^{-e^{-\frac{x-\mu}{\sigma}}}, \quad -\infty < x < \infty, \quad (3.8)$$

where  $\mu \in R$  and  $\sigma > 0$ . The PDF of Gumbel distribution is of the form

$$f(x) = \frac{1}{\sigma} e^{-u-e^{-u}}, \quad x \in R, \quad (3.9)$$

where  $u = \frac{x-\mu}{\sigma}$ . According to Nadarajah and Kotz (2004), the PDF of beta Gumbel distribution is given by

$$g(x) = \frac{1}{\sigma B(\alpha, \beta)} u e^{-\alpha u} [1 - e^{-u}]^{\beta-1}, \quad -\infty < x < \infty. \quad (3.10)$$

The CDF of beta-Gumbel distribution is given by

$$\begin{aligned} G(x) &= I_{exp(-\mu)}(\alpha, \beta) \\ &= \sum_{i=\alpha}^n \binom{n}{i} \{1 - e^{-\mu}\}^{n-i} e^{-i\mu}. \end{aligned} \quad (3.11)$$

The  $n^{th}$  moment of  $X$  can be expressed as

$$E(X^n) = \frac{\Gamma(\alpha + \beta)\Gamma(n + 1)\mu^n}{\Gamma(\alpha)} \sum_{k=0}^n \sum_{l=0}^{\infty} \frac{(-1)^{k+1} \left(\frac{\sigma}{\mu}\right)^k}{k!l!\Gamma(n - k + 1)\Gamma(\beta - 1)} a_{(k,l)}, \quad (3.12)$$

where

$$a_{(k,l)} = \left( \frac{\partial}{\partial \delta} \right)^k [(\alpha + l)^\delta \Gamma(\delta)]|_{\delta=1} .$$

In Particular, the mean can be written as

$$E(X) = \frac{\Gamma(\alpha + \beta)}{\Gamma(\alpha)} \sum_0^{\infty} \frac{(-1)^l \{\mu + C\sigma + \sigma(l + \alpha)\}}{l!(l + a)\Gamma(\beta - 1)} . \quad (3.13)$$

More information on this model can be found in Nadarajah and Kotz (2004).

### 3.3 Beta-Weibull Distribution

While Weibull distribution has been widely used for modeling data in reliability and the sciences, the beta Weibull generalized class of distributions provides more general and flexible framework for statistical analysis.

The PDF of Weibull distribution is given by

$$f(x) = c\lambda^c x^{c-1} e^{-(\lambda x)^c}, \quad x > 0 . \quad (3.14)$$

The CDF of a Weibull distribution with parameters  $c$  and  $\lambda$ , is given by

$$F(x) = 1 - e^{-(\lambda x)^c}, \quad x > 0 . \quad (3.15)$$

According to Famoya et al. (2005) [ see also Lee et al., 2007 ; Cordeiro et al., 2011], the PDF of beta Weibull distribution is given by

$$g(x) = \frac{c\lambda^c}{B(\alpha, \beta)} x^{c-1} e^{-\beta(\lambda x)^c} [1 - e^{-(\lambda x)^c}]^{\alpha-1}, \quad x > 0 . \quad (3.16)$$

In turn, the CDF of beta Weibull distribution can be expressed as

$$G(x) = I_{1-e^{-(\lambda x)^c}}(\alpha, \beta), \quad x > 0 ,$$

which for non-integer values of  $\alpha$  can be written as

$$\begin{aligned} G(x) &= \frac{1}{B(\alpha, \beta)} \sum_{i=0}^{\infty} \frac{(-1)^i \Gamma(\alpha)}{\Gamma(\alpha - i) i! (\beta + i)} \{1 - e^{-(\beta+i)(\lambda x)^c}\} \\ &= \frac{\Gamma(\alpha + \beta)}{\Gamma(\beta)} \sum_{i=0}^{\infty} \frac{(-1)^i}{\Gamma(\alpha - i) i! (\beta + i)} \{1 - e^{-(\beta+i)(\lambda x)^c}\}, \quad x > 0. \end{aligned} \quad (3.17)$$

The  $r^{th}$  moment of  $X$ , for positive real non-integer  $\alpha$ , can be written as

$$E(X^r) = \frac{\Gamma(\alpha) \Gamma(\frac{r}{c} + 1)}{\lambda^r B(\alpha, \beta)} \sum_{i=0}^{\infty} \frac{(-1)^i}{\Gamma(\alpha - i) i! (\beta + i)^{\frac{r}{c} + 1}}. \quad (3.18)$$

If  $\alpha > 0$  is an integer, then we have

$$E(X^r) = \frac{\Gamma(\frac{r}{c} + 1)}{\lambda^r B(\alpha, \beta)} \sum_{i=0}^{\alpha-1} \binom{\alpha-1}{i} \frac{(-1)^i}{(\beta + i)^{\frac{r}{c} + 1}}. \quad (3.19)$$

More information regarding this distribution can be found in the above references.

### 3.4 Beta-Exponential Distribution

Beta-exponential distribution is a generalization of the exponential distribution, which is one of the most widely used continuous distributions on the positive half line. For example, in queuing theory, the service times of agents are often modeled by the exponential distribution. In hydrology, beta-exponential distribution is used to analyze extreme values such as daily rainfall and river discharge volumes.

According to Nadarajah and Kotz (2006), the PDF of beta-exponential distribution is given by

$$g(x) = \frac{\lambda}{B(\alpha, \beta)} e^{-\beta \lambda x} (1 - e^{-\lambda x})^{\alpha-1}, \quad x > 0. \quad (3.20)$$

The CDF of beta-exponential distribution is given by

$$G(x) = I_{1-e^{-\lambda x}}(\alpha, \beta). \quad (3.21)$$



Its moment generating function, defined by  $M(t) = E(e^{tX})$ , is given by

$$M(t) = \frac{\lambda}{B(\alpha, \beta)} \int_0^\infty e^{(t-\beta\lambda)x} \{1 - e^{-\lambda x}\}^{\alpha-1} dx, \quad (3.22)$$

by substituting  $y = e^{-\lambda x}$ , the integral on the right can be reduced to

$$\frac{1}{\lambda} \int_0^1 y^{\beta - \frac{t}{\lambda} - 1} (1 - y)^{\alpha-1} dy = \frac{1}{\lambda} B\left(\beta - \frac{t}{\lambda}, \alpha\right),$$

so that

$$M(t) = \frac{B\left(\beta - \frac{t}{\lambda}, \alpha\right)}{B(\alpha, \beta)}. \quad (3.23)$$

The  $n^{\text{th}}$  moment of  $X$  can be written as

$$E(X^n) = \frac{(-1)^n}{\lambda^n B(\alpha, \beta)} \frac{\partial^n}{\partial p^n} B(\alpha, 1 + p - \alpha) \Big|_{p=\alpha+\beta-1}. \quad (3.24)$$

For more information on this model, see Nadarajah and Kotz, (2006).

### 3.5 Beta-Laplace Distribution

The Laplace distribution has numerous applications across many fields of science and engineering (see, e.g., Kotz et al., 2001). It is also used in Bayesian regression analysis as a Laplacian prior. On the other hand, beta Laplace distribution offers more flexibility compared with standard Laplace distribution.

A random variable  $X$  has Laplace distribution with location parameter  $\mu$  and scale parameter  $\sigma > 0$ , if its PDF is given by

$$f(x) = \frac{1}{2\sigma} e^{-\frac{|x-\mu|}{\sigma}}, \quad -\infty < x < \infty. \quad (3.25)$$

In the standard case  $\mu = 0$  and  $\sigma = 1$ , the CDF can be expressed as

$$F(x) = \begin{cases} \frac{1}{2}e^x, & x < 0 \\ 1 - \frac{1}{2}e^{-x}, & x \geq 0. \end{cases} \quad (3.26)$$

The standard beta-Laplace distribution, first described in Kozubowski and Nadarajah (2008) and subsequently studied by Cordeiro and Lemonte (2011), can be described by its CDF as follows :

$$G(x) = \begin{cases} I_{\frac{1}{2}e^x}(\alpha, \beta), & x < 0 \\ I_{1-\frac{1}{2}e^{-x}}(\alpha, \beta), & x \geq 0. \end{cases} \quad (3.27)$$

The corresponding PDF is given by

$$g(x) = \begin{cases} \frac{1}{2^\alpha B(\alpha, \beta)} e^{-|x|} e^{-|x|(\alpha-1)} (1 - e^{-\frac{|x|}{2}})^{\beta-1}, & x < 0 \\ \frac{1}{2^\beta B(\alpha, \beta)} e^{-|x|} e^{-|x|(\beta-1)} (1 - e^{-\frac{|x|}{2}})^{\alpha-1}, & x > 0. \end{cases} \quad (3.28)$$

More information regarding this distribution can be found in the above references.

### 3.6 Beta-Rayleigh Distribution

Rayleigh distribution is vastly used in modeling of lifetime data as well as in reliability analysis. The PDF of Rayleigh distribution is given by

$$f(x) = \frac{x}{\sigma^2} e^{-\frac{1}{2}\left(\frac{x}{\sigma}\right)^2}, \quad x \geq 0, \quad (3.29)$$

where  $\sigma > 0$  is a scale parameter. In turn, the CDF of Rayleigh distribution is given by

$$F(x) = 1 - e^{-\frac{1}{2}\left(\frac{x}{\sigma}\right)^2}, \quad x \geq 0. \quad (3.30)$$

The beta-Rayleigh distribution was studied in Cordeiro et al. (2013). The PDF of beta-Rayleigh distribution can be expressed as

$$g(x) = \frac{x}{\sigma^2 B(\alpha, \beta)} e^{-\frac{1}{2}(\frac{x}{\sigma})^2} (1 - e^{-\frac{1}{2}(\frac{x}{\sigma})^2})^{\alpha-1}, \quad x \geq 0. \quad (3.31)$$

The CDF of beta-Rayleigh distribution is given by

$$G(x) = 1 - \frac{e^{-\frac{\alpha}{2}(\frac{x}{\sigma})^2}}{\alpha B(\alpha, \beta)} {}_2F_1(\alpha, 1 - \beta; 1 + \alpha; e^{-\frac{\alpha}{2}(\frac{x}{\sigma})^2}), \quad x \geq 0, \quad (3.32)$$

where  ${}_2F_1(\alpha, 1 - \beta; 1 + \alpha; e^{-\frac{\alpha}{2}(\frac{x}{\sigma})^2})$  is the Gauss Hypergeometric special function.

The  $n^{th}$  moment of a random variable  $X$  with beta-Rayleigh distribution is given by

$$E[X^n] = \frac{(\sigma\sqrt{2})^n (\frac{n}{2})!}{B(\alpha, \beta)} \sum_{k=0}^{\infty} (-1)^k \binom{\alpha-1}{k} \frac{1}{(\beta+k)^{\frac{n}{2}+1}}. \quad (3.33)$$

More information on this distribution can be found in the above literature.

### 3.7 Beta-Maxwell Distribution

The Maxwell distribution, also known as the Maxwell-Boltzmann distribution, is a continuous probability distribution with applications in physics and chemistry. This distribution is commonly used in statistical mechanics to determine the speeds of molecules. On the other hand, beta Maxwell distribution has similar type of applications and offers more flexibility.

The PDF of Maxwell distribution can be described as

$$f(x) = \sqrt{\frac{2}{\pi}} \frac{x^2 e^{-\frac{x^2}{2a^2}}}{a^3}, \quad 0 \leq x < \infty, \quad (3.34)$$

where  $a > 0$  is a scale parameter. The CDF of Maxwell distribution is

$$F(x) = \frac{2\gamma(\frac{3}{2}, \frac{x^2}{2a^2})}{\sqrt{\pi}}, \quad 0 \leq x < \infty, \quad (3.35)$$

where  $\gamma(a, b)$  is the lower incomplete gamma function, defined as

$$\gamma(a, b) = \int_0^b t^{a-1} e^{-t} dt.$$

In applications, where the random variable  $X$  denotes the speed of a molecule while  $a = \sqrt{\frac{KT}{m}}$  where  $K$  is the Boltzmann constant,  $T$  is the temperature, and  $m$  is the mass of a molecule.

According to Amusan (2010), the PDF of beta-Maxwell distribution can be written as

$$g(x) = \frac{1}{B(\alpha, \beta)} \left[ \frac{2}{\sqrt{\pi}} \gamma\left(\frac{3}{2}, \frac{x^2}{2a^2}\right) \right]^{\alpha-1} \left[ 1 - \frac{2}{\sqrt{\pi}} \gamma\left(\frac{3}{2}, \frac{x^2}{2a^2}\right) \right]^{\beta-1} \sqrt{\frac{2}{\pi}} \frac{x^2 e^{-\frac{x^2}{2a^2}}}{a^3}. \quad (3.36)$$

Given that  $X \sim BM(\alpha, \beta, a)$ , its CDF can be expressed as

$$G(x) = \int_0^x \frac{1}{B(\alpha, \beta)} \left[ \frac{2}{\sqrt{\pi}} \gamma\left(\frac{3}{2}, \frac{x^2}{2a^2}\right) \right]^{\alpha-1} \left[ 1 - \frac{2}{\sqrt{\pi}} \gamma\left(\frac{3}{2}, \frac{x^2}{2a^2}\right) \right]^{\beta-1} \sqrt{\frac{2}{\pi}} \frac{x^2 e^{-\frac{x^2}{2a^2}}}{a^3} dx, \quad (3.37)$$

which, with a substitution of

$$z = \frac{2}{\sqrt{\pi}} \gamma\left(\frac{3}{2}, \frac{t^2}{2a^2}\right),$$

and

$$\frac{dz}{dt} = \sqrt{\frac{2}{\pi}} \frac{x^2 e^{-\frac{x^2}{2a^2}}}{a^3},$$

can be simplified as follows :

$$G(x) = \int_0^A \frac{1}{B(\alpha, \beta) z^{\alpha-1} (1-z)^{\beta-1}} dz = \frac{B(A; \alpha, \beta)}{B(\alpha, \beta)}, \quad (3.38)$$

where  $B(A; \alpha, \beta)$  is an incomplete beta function with

$$A = \frac{2}{\sqrt{\pi}} \gamma\left(\frac{3}{2}, \frac{t^2}{2a^2}\right).$$

The well known relationship between the incomplete beta function and series enables us to express the CDF alternatively as

$$G(x) = \frac{A^\alpha}{B(\alpha, \beta)} \left\{ \frac{1}{\alpha} + \frac{1-\beta}{\alpha+1}A + \dots + \frac{(1-\beta)(2-\beta)\dots(n-\beta)A^n}{n!(\alpha+n)} \right\}. \quad (3.39)$$

More information on this distribution can be found in the above literature.

### 3.8 Beta-Pareto Distribution

Pareto distribution is widely applied across numerous areas of applications to account for heavy tailed data with outliers.

One version of Pareto CDF can be expressed as follows :

$$F(x) = 1 - \left(\frac{x}{\theta}\right)^{-k}, \quad x \geq \theta > 0, \quad (3.40)$$

where  $k > 0$  is a tail parameter. According to Akinsete et al. (2008), the PDF of beta-Pareto distribution is given by

$$g(x) = \frac{k}{\theta B(\alpha, \beta)} \left\{ 1 - \left(\frac{x}{\theta}\right)^{-k} \right\}^{\alpha-1} \left\{ \frac{t}{\theta} \right\}^{-k\beta-1}, \quad x \geq \theta > 0, \quad (3.41)$$

where  $\alpha, \beta, \theta, k > 0$ . The CDF of beta-Pareto random variable is given by

$$G(x) = 1 - \frac{z^\beta}{B(\alpha, \beta)} \left\{ \frac{1}{\beta} + \frac{1-\alpha}{\beta+1}z + \dots + \frac{(1-\alpha)(2-\alpha)\dots(n-\alpha)z^n}{n!(\beta+n)} + \dots \right\}. \quad (3.42)$$

General moments for the beta-Pareto distribution are given by

$$E \left( \frac{X}{\theta} \right)^r = \frac{k}{\theta B(\alpha, \beta)} \int_{\theta}^{\infty} \left\{ 1 - \left(\frac{x}{\theta}\right)^{-k} \right\}^{\alpha-1} \left\{ \frac{t}{\theta} \right\}^{-k\beta+r-1}. \quad (3.43)$$

In particular, the mean of beta-Pareto distribution may be expressed as

$$\begin{aligned} E(X) &= \theta \left\{ \frac{B(\alpha, \beta - \frac{1}{k})}{B(\alpha, \beta)} \right\} \\ &= \frac{\theta \Gamma(\alpha + \beta)}{\Gamma(\beta)} \frac{\Gamma(\beta - \frac{1}{k})}{\Gamma(\alpha + \beta - \frac{1}{k})}. \end{aligned} \quad (3.44)$$

See Akinsete et al. (2008) for more information regarding this distribution.

### 3.9 Beta-Nakagami Distribution

Nakagami distribution is a popular model in engineering. A random variable  $X$  has the Nakagami distribution if its PDF is as follows :

$$f(x) = \frac{2\mu^\mu x^{2\mu-1} e^{-\frac{\mu x^2}{\omega}}}{\Gamma(\mu)\omega^\mu}, \quad x > 0, \quad (3.45)$$

where  $\mu$  ( $\mu > 0$ ) is a shape parameter and  $\omega$  ( $\omega > 0$ ) is a scale parameter. The CDF of Nakagami distribution is

$$F(x) = \frac{2\mu^\mu}{\Gamma(\mu)\omega^\mu} \int_0^x \left[ \frac{\omega y}{\mu} \right]^{\frac{2\mu-1}{2}} \frac{e^{-y}\omega dy}{2 \left( \frac{\omega y}{\mu} \right)^{\frac{1}{2}} \mu}, \quad x > 0, \quad (3.46)$$

where  $\mu \geq 0.5$ ,  $\omega > 0$ ,  $x > 0$ . The beta Nakagami distribution was first studied by Shittu and Adepoju (2013). Its PDF is of the form

$$g(x) = \frac{\Gamma(\alpha + \beta)}{\Gamma(\alpha)\Gamma(\beta)} F(x)^{\alpha-1} (1 - F(x))^{\beta-1} f(x), \quad x > 0, \quad (3.47)$$

with  $F(x)$  as in (3.46). As shown in Shittu and Adepoju (2013), we have

$$F(x) = \frac{\gamma(\mu, \frac{\mu x^2}{\omega})}{\Gamma(\mu)},$$

where

$$\gamma(\mu, y) = \int_0^y t^{\mu-1} e^{-t} dt,$$

is the incomplete gamma function. In turn, the CDF becomes

$$G(x) = \int_0^x \frac{\Gamma(\alpha + \beta)}{\Gamma(\alpha)\Gamma(\beta)} \frac{\gamma(\mu, \frac{\mu x^2}{\omega})^{\alpha-1}}{\Gamma(\mu)} \left[ 1 - \frac{\gamma(\mu, \frac{\mu x^2}{\omega})}{\Gamma(\mu)} \right]^{\beta-1} \frac{2\mu^\mu x^{2\mu-2} e^{-\frac{\mu x^2}{\omega}}}{\Gamma(\mu)\omega^\mu} dx. \quad (3.48)$$

According to Jones (2004), the above expression can be written as

$$G(x) = \frac{F(x)^\alpha}{B(\alpha, \beta)} \left\{ \frac{1}{\alpha} + \frac{1-\beta}{\alpha+1} F(x) + \dots + \frac{(1-\beta)(2-\beta)\dots(n-\beta)F(x)^n}{n!(\alpha+n)} + \dots \right\}. \quad (3.49)$$

More information on this model can be found in the above literature.

### 3.10 Beta-Fréchet Distribution

The Fréchet distribution has been widely used for modeling wind speeds and track race records, earthquakes, floods, rainfall, sea currents analysis. The beta Fréchet distribution provides more general and flexible framework for statistical analysis of positive data.

A random variable  $X$  has Fréchet distribution, if it has the PDF is given by

$$f(x) = \lambda \sigma^\lambda x^{-(\lambda+1)} e^{-\left(\frac{\sigma}{x}\right)^\lambda}, \quad x > 0, \quad (3.50)$$

where  $\sigma > 0$  is a scale parameter and  $\lambda > 0$  is a shape parameter. The corresponding CDF of Fréchet distribution can be written as

$$F(x) = e^{-\left(\frac{\sigma}{x}\right)^\lambda}, \quad x > 0. \quad (3.51)$$

Barreto Souza et al. (2008) [see also Nadarajah and Gupta, 2004], studied beta-Fréchet distribution with parameters  $\alpha > 0, \beta > 0, \sigma > 0$  and  $\lambda > 0$ , which is given

by the CDF

$$G(x) = I_{e^{-(\frac{\sigma}{x})^\lambda}}(\alpha, \beta) = \frac{1}{B(\alpha, \beta)} \int_0^{e^{-(\frac{\sigma}{x})^\lambda}} x^{\alpha-1} (1-x)^{\beta-1}, \quad x > 0. \quad (3.52)$$

The corresponding PDF of this distribution is

$$g(x) = \frac{\lambda(\sigma)^\lambda}{B(\alpha, \beta)} x^{-(\lambda+1)} e^{-\alpha(\frac{\sigma}{x})^\lambda} (1 - e^{-(\frac{\sigma}{x})^\lambda})^{\beta-1}, \quad x > 0. \quad (3.53)$$

The hazard function for this distribution can be written as

$$h(x) = \frac{\lambda\sigma^\lambda x^{-(\lambda+1)} e^{-\alpha(\frac{\sigma}{x})^\lambda} (1 - e^{-(\frac{\sigma}{x})^\lambda})^{\beta-1}}{B(\alpha, \beta) \{1 - I_{e^{-(\frac{\sigma}{x})^\lambda}}(\alpha, \beta)\}}, \quad x > 0. \quad (3.54)$$

More detailed information on this distribution can be found in the above literatures.

### 3.11 Beta-Gompertz Distribution

Gompertz distribution is an extreme value distribution that can be skewed to the right or to the left. This distribution is often used in lifetime data analysis as well as in actuarial science. In turn, beta Gompertz distribution offers lot more flexibility.

A random variable  $X$  has Gompertz distribution if its PDF is of the form

$$f(x) = \theta e^{\gamma x} e^{\frac{-\theta}{\gamma}(e^{\gamma x} - 1)}, \quad x > 0, \quad (3.55)$$

where  $\theta > 0$  and  $\gamma > 0$ . The corresponding CDF becomes

$$F(x) = 1 - e^{\frac{-\theta}{\gamma}(e^{\gamma x} - 1)}, \quad x > 0. \quad (3.56)$$

A four parameter beta-Gompertz distribution based on this model was studied by Jafari et al. (2014). The CDF of this distribution can be written in the following



form

$$G(x) = I_{F(x)}(\alpha, \beta), \quad x > 0, \quad (3.57)$$

with the corresponding PDF

$$g(x) = \frac{\theta e^{\gamma x} e^{-\frac{\beta\theta}{\gamma}(e^{\gamma x}-1)}}{B(\alpha, \beta)} [1 - e^{-\frac{\theta}{\gamma}(e^{\gamma x}-1)}]^{\alpha-1}, \quad x > 0. \quad (3.58)$$

We refer to the above literature for more detailed information.

### 3.12 Beta-Lomax or Beta-Burr Type XII Distribution

Lomax (1954) proposed Pareto Type II distribution, also known as Lomax Distribution, and used it for modeling business failure life time data analysis. The beta Lomax distribution is also widely applicable in reliability and life testing problems.

The PDF of Lomax distribution with parameters  $\alpha, \lambda, \mu$  can be written as

$$f(x) = \frac{\gamma}{\lambda} \left[ 1 + \frac{x - \mu}{\lambda} \right]^{-(\gamma+1)}, \quad x \geq \mu, \quad (3.59)$$

where  $\gamma$  ( $\gamma > 0$ ) is a shape parameter and  $\lambda$  ( $\lambda > 0$ ) is a scale parameter. The CDF associated with this distribution is of the form

$$F(x) = 1 - \left\{ 1 + \frac{x - \mu}{\lambda} \right\}^{-\gamma}, \quad x \geq \mu. \quad (3.60)$$

A five-parameter beta Lomax distribution was described by Javanshiri and Maadooliat (2014) [see also Rajab et al., 2013]. According to (3.3) - (3.4), the PDF of this distribution becomes

$$g(x) = \frac{\gamma}{\lambda B(\alpha, \beta)} \left[ 1 - \left\{ 1 + \frac{x - \mu}{\lambda} \right\}^{-\gamma} \right]^{\alpha-1} \left[ 1 + \frac{x - \mu}{\lambda} \right]^{-(\gamma\beta+1)}, \quad x \geq \mu. \quad (3.61)$$

In case of integer-valued parameters  $\alpha$ , the CDF corresponding to the proposed five-parameters beta Lomax distribution can be expressed as

$$G(x) = \frac{\gamma}{B(\alpha, \beta)} \sum_{i=0}^{\alpha-1} (-1)^i \binom{\gamma-1}{i} \frac{1}{\gamma\beta+i\gamma} \left[ 1 - \left\{ 1 + \frac{x-\mu}{\lambda} \right\}^{-(\gamma\beta+i\gamma)} \right], \quad x \geq \mu. \quad (3.62)$$

The hazard rate function of this distribution is of the form

$$\gamma(x) = \frac{\frac{\gamma}{\lambda B(\alpha, \beta)} [1 - \{1 + (\frac{x-\mu}{\lambda})\}^{-\gamma}]^{\alpha-1} [1 + (\frac{x-\mu}{\lambda})]^{-(\gamma\beta+1)}}{1 - \frac{\gamma}{B(\alpha, \beta)} \sum_{i=0}^{\alpha-1} (-1)^i \binom{\gamma-1}{i} \frac{1}{\gamma\beta+i\gamma} [1 - \{1 + \frac{x-\mu}{\lambda}\}^{-(\gamma\beta+i\gamma)}]}. \quad (3.63)$$

See the above reference for more detailed information related to this distribution.

### 3.13 Beta-Lognormal Distribution

The lognormal distribution is quite flexible for analyzing positive data, and is particularly useful for modeling asymmetric data. The PDF of lognormal distribution is defined as follows :

$$f(x) = \frac{1}{\sigma x \sqrt{2\pi}} e^{-\frac{(\ln x - \mu)^2}{2\sigma^2}}, \quad x > 0. \quad (3.64)$$

The CDF of lognormal distribution becomes

$$F(x) = \Phi \left[ \frac{\ln(x) - \mu}{\sigma} \right], \quad x > 0, \quad (3.65)$$

where

$$\Phi(x) = \frac{1}{\sqrt{2\pi}} \int_{-\infty}^x e^{-t^2/2} dt,$$

is the CDF of the standard normal distribution. The corresponding beta-lognormal distribution was studied by Castellares et al. (2011). Its PDF is given by,

$$g(x) = \frac{1}{B(\alpha, \beta) \sigma x \sqrt{2\pi}} e^{-\frac{(\ln x - \mu)^2}{2\sigma^2}} \Phi \left( \frac{\ln x - \mu}{\sigma} \right)^{\alpha-1} \left[ 1 - \Phi \left( \frac{\ln x - \mu}{\sigma} \right) \right]^{\beta-1}, \quad x > 0, \quad (3.66)$$

with  $\Phi$  as above. The CDF can be expressed as

$$G(x) = I_{\Phi(\frac{\ln x - \mu}{\sigma})}(\alpha, \beta), \quad (3.67)$$

and the hazard function of the four-parameter beta-lognormal distribution is

$$h(x) = \frac{e^{-\frac{(\ln x - \mu)^2}{2\sigma^2}} \Phi\left(\frac{\ln x - \mu}{\sigma}\right)^{\alpha-1} [1 - \Phi\left(\frac{\ln x - \mu}{\sigma}\right)]^{\beta-1}}{B(\alpha, \beta) \sigma x \sqrt{2\pi} (1 - I_{\Phi(\frac{\ln x - \mu}{\sigma})}(\alpha, \beta))}. \quad (3.68)$$

More information regarding this distribution can be found in Castellares et al. (2011).

### 3.14 Beta-Burr Type X Distribution

The Burr type X distribution has been used in reliability analysis as well as modeling for life time of random phenomena, health, agriculture, and biology. The PDF of beta-Burr Type X distribution can be written as

$$f(x) = 2\theta\lambda^2 x e^{-(\lambda x)^2} [1 - e^{-(\lambda x)^2}]^{\theta-1}, \quad x > 0. \quad (3.69)$$

The CDF of Burr-Type X distribution is

$$F(x) = [1 - e^{-(\lambda x)^2}]^{\theta}, \quad x > 0. \quad (3.70)$$

The beta-Burr Type X distribution was first studied by Merovci et all. (2016). The PDF of beta-Burr Type X is of the form

$$g(x) = \frac{2\theta\lambda^2 x}{B(\alpha, \beta)} \left\{ [1 - e^{-(\lambda x)^2}] \right\}^{\theta\alpha-1} \left\{ 1 - [1 - e^{-(\lambda x)^2}]^{\theta} \right\}^{\beta-1} e^{-(\lambda x)^2}, \quad x > 0. \quad (3.71)$$

where  $\alpha > 0$ ,  $\beta > 0$ ,  $\lambda, \theta > 0$ . The CDF of beta-Burr Type  $X$  distribution becomes

$$G(x) = I_{[1-e^{-(\lambda x)^2}]^\theta}(\alpha, \beta) = \frac{1}{B(\alpha, \beta)} \int_0^{[1-e^{-(\lambda x)^2}]^\theta} x^{\alpha-1} (1-x)^{\beta-1} dx, \quad x > 0. \quad (3.72)$$

The hazard rate function, defined as the ratio of the density to its survival function, is given by

$$h(x) = \frac{2\theta\lambda^2 x e^{-(\lambda x)^2}}{B(\alpha, \beta) \left[1 - I_{[1-e^{-(\lambda x)^2}]^\theta}(\alpha, \beta)\right]} \left\{1 - e^{-(\lambda x)^2}\right\}^{\theta\alpha-1} \left\{1 - [e^{-(\lambda x)^2}]^\theta\right\}^{\beta-1}. \quad (3.73)$$

More information can be found on the reference mentioned above.

### 3.15 Beta-Lindley Distribution

Lindley distribution is often used to describe the lifetime of a system or a component. It is widely used in biology, engineering, and medicine. The PDF of Lindley distribution can be expressed as

$$f(x) = \frac{\theta^2}{\theta + 1} (1+x)e^{-\theta x}, \quad x > 0, \quad (3.74)$$

where  $\theta > 0$  is a scale parameter. The corresponding CDF is of the form

$$F(x) = 1 - \frac{\theta + 1 + \theta x}{\theta + 1} e^{-\theta x}, \quad x > 0. \quad (3.75)$$

The beta-Lindley distribution was studied in Merovci and Sharma (2011) [see also Mostafae et al., 2015]. According to (3.3)-(3.4), the CDF of beta Lindley distribution is given by

$$G(x) = I_{1 - \frac{\theta+1+\theta x}{\theta+1} e^{-\theta x}}(\alpha, \beta), \quad x > 0, \quad (3.76)$$

while the PDF of this distribution can be written as

$$g(x) = \frac{f(x)}{B(\alpha, \beta)} \left[ 1 - \frac{\theta + 1 + \theta x}{\theta + 1} e^{-\theta x} \right]^{\alpha-1} \left\{ \frac{\theta + 1 + \theta x}{\theta + 1} e^{-\theta x} \right\}^{\beta-1}, \quad x > 0, \quad (3.77)$$

with  $f(x)$  as in (3.74). The hazard rate function of the beta-Lindley distribution, is defined for  $x > 0$ , is of the form

$$h(x) = \frac{\theta^2(\theta + 1)^{-1}(1 + x)e^{-\beta\theta x}}{B(\alpha, \beta) - I_{1 - \frac{\theta+1+\theta x}{\theta+1}e^{-\theta x}}(\alpha, \beta)} \left[ 1 - \left(1 + \frac{\theta x}{\theta + 1}\right)e^{-\theta x} \right]^{\alpha-1} \left(1 + \frac{\theta x}{\theta + 1}\right)^{\beta-1}. \quad (3.78)$$

More information about this model can be found in Merovci and Sharma (2011) and Mostafae et al. (2015).

### 3.16 The Beta Power distribution

The PDF of Power distribution is defined as follow :

$$f(x) = ab^a x^{a-1}, \quad 0 < x < \frac{1}{b}, \quad (3.79)$$

This is a special case of beta distribution. The CDF of power distribution can be expressed as

$$F(x) = (bx)^a, \quad 0 \leq x \leq \frac{1}{b}, \quad (3.80)$$

where  $a > 0$  is a shape parameter and  $b > 0$  is a scale parameter.

When we use equation (3.79)-(3.80), in (3.3)-(3.4) we obtain the beta power distribution studied by Cordeiro and Brito (2012) [see also McDonald and Richards, 1987].

Thus, the PDF of beta-power distribution becomes

$$g(x) = \frac{ab(bx)^{a\alpha-1}[1 - (bx)^a]^{\beta-1}}{B(\alpha, \beta)}, \quad 0 < x < \frac{1}{b}, \quad (3.81)$$

while the CDF can be expressed as

$$\begin{aligned}
 G(x) &= I_{(bx)^a}(\alpha, \beta) \\
 &= \frac{1}{B(\alpha, \beta)} \int_0^{(bx)^a} x^{\alpha-1} (1-x)^{\beta-1} dx \\
 &= \frac{(bx)^{\alpha a}}{\alpha B(\alpha, \beta)} {}_2F_1(\alpha, 1-\beta, \alpha+1; (bx)^a).
 \end{aligned} \tag{3.82}$$

The corresponding hazard rate function, described in Cordeiro and Brito (2012), takes on the form

$$h(x) = \frac{ab(bx)^{\alpha a-1} [1 - (bx)^a]^{\beta-1}}{B(\alpha, \beta) [1 - I_{(bx)^a}(\alpha, \beta)]}. \tag{3.83}$$

As shown by Cordeiro and Brito (2012), the  $r^{\text{th}}$  moments (about zero) admits the representation

$$EX^r = \frac{a\Gamma(\alpha + \beta)}{b^r \Gamma(\alpha)} \sum_{j=0}^{\infty} (-1)^j [\Gamma(\beta - j) [r + a(\alpha + j)] j!]^{-1}, \tag{3.84}$$

and simplify to

$$EX^r = \frac{B(\alpha + \frac{r}{a}, \beta)}{b^r B(\alpha, \beta)}. \tag{3.85}$$

We refer to Cordeiro and Brito (2012) for further information regarding this distribution.

### 3.17 Beta-Dagum Distribution

The PDF of Dagum distribution is defined as follows :

$$f(x) = \gamma \lambda \delta x^{-(\delta+1)} (1 + \lambda x^{-\delta})^{-(\gamma+1)}, \quad x > 0, \tag{3.86}$$

where  $\lambda$  is a scale parameter and  $\gamma, \delta$  ( $\gamma, \delta > 0$ ) are shape parameters. The corresponding CDF of this distribution is given by

$$F(x) = (1 + \lambda x^{-\delta})^{-\gamma}, \quad x > 0. \tag{3.87}$$

A model of the form (3.3)-(3.4) based on the above Dagum distribution was proposed by Domma and Condino (2013). The resulting CDF of beta-Dagum distribution can be written as

$$G(x) = \sum_{j=0}^{\infty} \frac{\Gamma(\alpha + \beta)(-1)^j}{\Gamma(\alpha)\Gamma(\beta - j)j!(\alpha + j)} F(x)^{\alpha+j}, \quad (3.88)$$

with  $F(x)$  as in (3.87). The PDF of beta-Dagum distribution can be written as

$$g(x) = \frac{1}{B(\alpha, \beta)} [(1 + \lambda x^{-\delta})]^{-\gamma\alpha-1} [1 - (1 + \lambda x^{-\delta})^{-\gamma}]^{\beta-1} \gamma \lambda \delta x^{-(\delta+1)}. \quad (3.89)$$

More information on the distribution can be found in Domma and Condino (2013).

### 3.18 Beta-Cauchy Distribution

The PDF of Cauchy distribution is of the form

$$f(x) = \frac{1}{\lambda\pi[1 + (\frac{x-\theta}{\lambda})^2]}, \quad -\infty < x < \infty, \quad (3.90)$$

where  $\theta > 0$  is a location parameter and  $\lambda > 0$  is a scale parameter. The corresponding CDF becomes

$$F(x) = \frac{1}{2} + \frac{1}{\pi} \tan^{-1} \left( \frac{x - \theta}{\lambda} \right), \quad -\infty < x < \infty. \quad (3.91)$$

A distribution of the form (3.3)-(3.4) based on the above Cauchy distribution was studied by Alshawarbeh et al. (2012). The PDF of beta-Cauchy distribution can be written as

$$g(x) = \frac{\lambda}{\pi B(\alpha, \beta)} \left[ \frac{1}{2} + \frac{1}{\pi} \tan^{-1} \left( \frac{x - \theta}{\lambda} \right) \right]^{\alpha-1} \left[ \frac{1}{2} - \frac{1}{\pi} \tan^{-1} \left( \frac{x - \theta}{\lambda} \right) \right]^{\beta-1} \frac{1}{\lambda^2 + (x - \theta)^2}, \quad (3.92)$$

where the parameters  $\alpha$  and  $\beta$  are shape parameters,  $\theta$  is a location parameter, and  $\lambda$  is a scale parameter, with  $0 < \alpha, \beta, \lambda < \infty$  and  $-\infty < \theta < \infty$ . More information regarding this distribution can be found in the above literature.

### 3.19 Beta Nadarajah-Haghighi distribution

The CDF of Nadarajah-Haghighi distribution can be written as

$$F(x) = 1 - e^{-(1+\lambda x)^\sigma}, \quad x > 0, \quad (3.93)$$

where  $\lambda > 0$  is a scale parameter and  $\sigma > 0$  is a shape parameter. The corresponding PDF can be expressed as

$$f(x) = \sigma \lambda (1 + \lambda x)^{\sigma-1} e^{-(1+\lambda x)^\sigma}, \quad x > 0. \quad (3.94)$$

The beta-Nadarajah-Haghighi distribution based on this distribution was proposed by Dias et al. (2016). Its CDF is given by

$$G(x) = I_{1-e^{-(1+\lambda x)^\sigma}}(\alpha, \beta), \quad x > 0, \quad (3.95)$$

while the corresponding PDF becomes

$$g(x) = \frac{\sigma \lambda}{B(\alpha, \beta)} (1 + \lambda x)^{\sigma-1} [1 - e^{-(1+\lambda x)^\sigma}]^{\alpha-1} [e^{-(1+\lambda x)^\sigma}]^\beta, \quad x > 0. \quad (3.96)$$

The hazard rate function can be written as

$$h(x) = \frac{\sigma \lambda}{B(\alpha, \beta) - I_{1-e^{-(1+\lambda x)^\sigma}}(\alpha, \beta)} (1 + \lambda x)^{\sigma-1} [1 - e^{-(1+\lambda x)^\sigma}]^{\alpha-1} [e^{-(1+\lambda x)^\sigma}]^\beta. \quad (3.97)$$

See Dies et al. (2016) for more details.



### 3.20 Beta-Half Cauchy Distribution

The half Cauchy distribution is derived from the Cauchy distribution by taking only positive values. Its CDF is given by

$$F(x) = \frac{2}{\pi} \tan^{-1} \left( \frac{x}{\phi} \right), \quad x > 0, \quad (3.98)$$

where  $\phi > 0$  is a scale parameter. The corresponding PDF can be written as

$$f(x) = \frac{2}{\pi\phi} \left[ 1 + \left( \frac{x}{\phi} \right)^2 \right]^{-1}, \quad x > 0. \quad (3.99)$$

The beta-half Cauchy distribution was studied in Cordeiro and Lemonte (2011). According to (3.3)-(3.4), the PDF of this distribution can be expressed as

$$g(x) = \frac{2^\alpha}{\phi\pi^\alpha B(\alpha, \beta)} \left[ 1 + \left( \frac{x}{\phi} \right)^2 \right]^{-1} \left[ \tan^{-1} \left( \frac{x}{\phi} \right) \right]^{\alpha-1} \left\{ 1 - \frac{2}{\pi} \tan^{-1} \left( \frac{x}{\phi} \right) \right\}^{\beta-1}. \quad (3.100)$$

The CDF and the hazard rate function of beta-half Cauchy distribution are given by,

$$G(x) = I_{\frac{2}{\pi} \tan^{-1}(\frac{x}{\phi})}(\alpha, \beta), \quad x > 0, \quad (3.101)$$

and

$$h(x) = \frac{2^\alpha}{\phi\pi^\alpha B(\alpha, \beta)} \frac{[\tan^{-1}(\frac{x}{\phi})]^{\alpha-1} [1 - \frac{2}{\pi} \tan^{-1}(\frac{x}{\phi})]^{\beta-1}}{[1 + (\frac{x}{\phi})^2][1 - I_{\frac{2}{\pi} \tan^{-1}(\frac{x}{\phi})}(\alpha, \beta)]}, \quad x > 0, \quad (3.102)$$

respectively. See the above reference for more detailed information.

This concludes our account of beta-generated probability distributions. The literature related to this consideration is summarized in Table (3.1)-(3.2).

Table 3.1: Summary of the literatures related to beta generated family of distributions

Number	Name of distribution	Author(s) name
1	Beta normal	Eugene et al. (2002) Famoye et al. (2004) Gupta and Nadarajah (2004) Jones (2004) Régo et al. (2012)
2	Beta exponential	Nadarajah and Kotz (2006)
3	Beta gamma	Kong et al. (2007)
4	Beta Gumbel	Nadarajah and Kotz (2004)
5	Beta Fréchet	Nadarajah and Gupta (2004) Barreto-Souza et al. (2011)
6	Beta Weibull	Famoye et al. (2005) Lee et al. (2007) Mahmoud and Mandouh (2012)
7	Beta Bessel	Gupta and Nadarajah (2006)
8	Beta Pareto	Akinsete et al. (2008)
9	Beta Rayleigh	Akinsete and Lowe (2009)
10	Beta Laplace	Kozubowski and Nadarajah (2008) Cordeiro and Lemonte (2011)
11	Beta generalized logistic-IV	Morais et al. (2013)
12	Beta modified Weibull	Silva et al. (2010) Nadarajah et al. (2012)
13	Beta generalized half-normal	Pescim et al. (2010)
14	Beta generalized exponential	Barreto-Souza et al. (2010)
15	Beta Maxwell	Amusan (2010)
16	Beta hyperbolic secant	Fischer and Vaughan (2010)
17	Beta inverse Weibull	Hanook et al. (2013)
18	Beta Cauchy	Alshawarbeh et al. (2012)
19	Beta half-Cauchy	Cordeiro and Lemonte (2011)
20	Beta Burr XII	Parana et al. (2011)
21	Beta generalized Pareto	Mahmoudi (2011) Nassar and Nada (2011)
22	Beta Birnbaum-Sanders	Cordeiro and Lemonte (2011)
23	Beta skew-normal	Mameli (2012)
24	Beta exponential-geometric	Bidram (2012)
25	Beta Moyal	Cordeiro et al. (2012)
26	Beta generalized Weibull	Singla et al. (2012)
27	Beta exponentiated Pareto	Zea et al. (2012)
28	Beta power distribution	Cordeiro and Brito (2012)
29	Beta linear failure rate	Jafari and Mahmoudi (2012)
30	Beta extended Weibull	Cordeiro et al. (2012)
31	Beta truncated Pareto	Lourenzutti et al. (2012)
32	Beta Weibull-geometric	Cordeiro et al. (2013) Bidram et al. (2013)

Table 3.2: Table (3.1) (continue)

Number	Name of distribution	Author(s) name
33	Beta generalized gamma	Cordeiro et al. (2013)
34	Beta log-normal	Castellars et al. (2013)
35	Beta generalized Rayleigh	Cordeiro et al. (2013)
36	Beta generalized logistic	Morais et al. (2013)
37	Beta exponentiated Weibull	Cordeiro et al. (2013)
38	Beta Nakagami	Shittu and Adepoju (2013)
39	Beta Burr III	Gomes et al. (2013)
40	Beta Dagum	Domma and Condino (2013)
41	Beta Stoppa	Mansoor (2013)
42	Beta inverse Rayleigh	Leão et al. (2013)
43	Beta generalized inverse Weibull	Baharith et al. (2014)
44	Beta extended half-normal	Cordeiro et al. (2014)
45	Beta log-logistic	Lemonte (2014)
46	Beta Lindley	Merovci and Sharma (2014)
47	Beta-Fisher Snedecor	Adepoju et al. (2015)
48	Beta Nadarajah-Haghighi	Dias et al. (2016)
49	Beta-Gompertz	Jafari et al. (2014)
50	Beta-weighted Weibull	Idowu et al. (2013)
51	Beta Gompertz Mekaham	Chukwu and Ogunde (2015)
52	beta-geometric	Weinberg and Gladen (1986) Oluyede et al. (2016)
53	Beta Lomax	Rajab et al. (2013) Javanshiri and Maadooliat (2014)
54	beta Burr type X	Merovci et al. (2016)

## CHAPTER 4

# Generalized Kumaraswamy Family of Distributions

Kumaraswamy (1980) introduced a two-parameter family of distributions on  $(0, 1)$ , that now bears his name. The CDF of Kumaraswamy distribution is defined as

$$H(x) = 1 - (1 - x^a)^b, \quad x \in (0, 1), \quad (4.1)$$

where  $a > 0$  and  $b > 0$  are shape parameters. As discussed in Jones (2009), this distribution compares rather favorably in terms of simplicity with the beta CDF, which is given by the incomplete beta function ratio. The PDF of this distribution is given by

$$h(x) = ab x^{a-1} (1 - x^a)^{b-1}, \quad x \in (0, 1). \quad (4.2)$$

The Kumaraswamy PDF (4.2) has very similar basic shapes to that of beta distribution:  $a > 1$  and  $b > 1$  (unimodal),  $a < 1$  and  $b < 1$  (uni-antimodal),  $a > 1$  and  $b \leq 1$  (increasing),  $a \leq 1$  and  $b > 1$  (decreasing),  $a = b = 1$  (constant).

According to Jones (2009), Kumaraswamy distribution has several advantages over the beta distribution. Normalizing constant of the Kumaraswamy distribution is very simple. Also, explicit formula for the distribution function is simple. This distribution has simple formula for random number generation, explicit formula for moments of order statistics and L-moments.

For an arbitrary baseline CDF  $F(x)$ , the CDF  $G(x)$  of the Kumaraswamy-generalized

distribution is defined by

$$G(x) = 1 - [1 - F^a(x)]^b. \quad (4.3)$$

If the distribution  $F$  is continuous with the PDF  $f$ , the density of the generalized distribution takes the form

$$g(x) = abf(x)F^{a-1}(x)[1 - F^a(x)]^{b-1}, \quad (4.4)$$

where  $a > 0$  and  $b > 0$  are two shape parameters. If  $X$  is a random variable with the above PDF, we shall write  $X \sim Kum - G(a, b)$ . Many such generalized distributions have been introduced in the literature in recent years. We review few of them below.

#### 4.1 Kumaraswamy Generalized Half Normal Distribution

The PDF of half normal distribution with shape parameter  $\alpha > 0$  and scale parameters  $\theta > 0$  is of the form

$$f(x) = \sqrt{\frac{2}{\pi}} \left(\frac{\alpha}{x}\right) \left(\frac{x}{\theta}\right)^\alpha e^{-\frac{1}{2}\left(\frac{x}{\theta}\right)^{2\alpha}}, \quad x > 0. \quad (4.5)$$

The corresponding CDF can be written in terms of error function

$$F(x) = 2\Phi\left(\frac{x}{\theta}\right)^\alpha - 1 = erf\left(\frac{\left(\frac{x}{\theta}\right)^\alpha}{\sqrt{2}}\right), \quad x > 0, \quad (4.6)$$

where

$$\Phi(x) = \frac{1}{2} \left[ 1 + erf\left(\frac{x}{\sqrt{2}}\right) \right], \quad (4.7)$$

is the standard normal CDF and

$$erf(x) = \frac{2}{\sqrt{\pi}} \int_0^x e^{-t^2} dt, \quad (4.8)$$

is the error special function. The Kumaraswamy generalized half normal distribution was studied by Cordeiro et al. (2012). This is four parameter family of distributions, given by the PDF

$$g(x) = \sqrt{\frac{2}{\pi}} \left(\frac{\alpha}{x}\right) \left(\frac{x}{\theta}\right)^\alpha e^{-\frac{1}{2}\left(\frac{x}{\theta}\right)^{2\alpha}} \left[2\Phi\left[\left(\frac{x}{\theta}\right)^\alpha\right] - 1\right]^{a-1} \left[1 - \left(2\Phi\left[\left(\frac{x}{\theta}\right)^\alpha\right] - 1\right)^a\right]^{b-1}, \quad (4.9)$$

where  $x > 0$ ,  $\alpha > 0$ ,  $\theta > 0$ ,  $a > 0$ ,  $b > 0$ . This distribution is denoted by  $Kw - GHN(\alpha, \theta, a, b)$ . The CDF of Kumaraswamy generalized half normal distribution is given by

$$G(x) = 1 - \left[1 - \operatorname{erf}\left(\frac{\left(\frac{x}{\theta}\right)^\alpha}{\sqrt{2}}\right)\right]^{ab}, \quad (4.10)$$

where  $\operatorname{erf}(\cdot)$  is the error function (4.6). The hazard function is of the form

$$h(x) = \frac{\sqrt{\frac{2}{\pi}} \left(\frac{\alpha}{x}\right) \left(\frac{x}{\theta}\right)^\alpha e^{-\frac{1}{2}\left(\frac{x}{\theta}\right)^{2\alpha}} \left[2\phi\left[\left(\frac{x}{\theta}\right)^\alpha\right] - 1\right]^{a-1} \left[1 - \left(2\phi\left[\left(\frac{x}{\theta}\right)^\alpha\right] - 1\right)^a\right]^{b-1}}{1 - \left[1 - \left(2\phi\left[\left(\frac{x}{\theta}\right)^\alpha\right] - 1\right)^a\right]^b}, \quad x > 0. \quad (4.11)$$

Further, by setting  $u = \left(\frac{x}{\theta}\right)^\alpha$ , the  $n^{\text{th}}$  moment of  $X$  can be written as

$$E(X^n) = \theta^n \sqrt{\frac{2}{\pi}} \sum_{k=0}^{\infty} t_k I\left(\frac{n}{\alpha}, k\right), \quad (4.12)$$

where

$$I\left(\frac{n}{\alpha}, k\right) = \int_0^\infty u^{\frac{n}{\alpha}} e^{-\frac{u^2}{2}} \left[\operatorname{erf}\left(\frac{u}{\sqrt{2}}\right)\right] du.$$

More information regarding this distribution can be found on the reference mentioned above.

## 4.2 The Kumaraswamy-Gumbel Distribution

The CDF of Gumbel distribution can be expressed as

$$F(x) = e^{-u(x)}, \quad -\infty < x < \infty, \quad (4.13)$$

where

$$u(x) = e^{-\left(\frac{x-\mu}{\sigma}\right)}, \quad -\infty < x < \infty, \quad (4.14)$$

and  $\mu \in R$ ,  $\sigma > 0$  are location and scale parameters, respectively. The PDF of Gumbel distribution is

$$f(x) = \sigma^{-1} u e^{-u(x)}, \quad -\infty < x < \infty. \quad (4.15)$$

According to Cordeiro et al. (2012), the PDF of the Kumaraswamy Gumbel distribution is given by

$$g(x) = ab\sigma^{-1} u e^{-au} [1 - e^{-au}]^{b-1}, \quad -\infty < x < \infty, \quad (4.16)$$

with  $u(x)$  as in (4.14). The CDF of the Kumaraswamy Gumbel distribution is given by

$$G(x) = 1 - [1 - e^{-au}]^b, \quad -\infty < x < \infty. \quad (4.17)$$

The hazard rate function of Kumaraswamy Gumbel distribution is defined by

$$h(x) = \frac{abu e^{-au}}{\sigma[1 - e^{-au}]}, \quad -\infty < x < \infty, \quad (4.18)$$

where  $u(x)$  is given by (4.14). The  $n^{\text{th}}$  moment of  $X$  can be expressed as

$$E(X^n) = a\Gamma(b+1) \sum_{k=0}^{\infty} \frac{(-1)^k}{\Gamma(b-k)k!} \int_0^{\infty} [\mu - \sigma \log(u)]^n e^{-(k+1)au} du. \quad (4.19)$$

More information on this model can be found in Cordeiro et al. (2012).

### 4.3 The Kumaraswamy Weibull Distribution

The PDF of Weibull distribution is given by

$$f(x) = c \lambda^c x^{c-1} e^{-(\lambda x)^c}, \quad x > 0, \quad (4.20)$$

where  $\lambda > 0$  is a scale parameter and  $c > 0$  is a shape parameter. The CDF is given by

$$F(x) = 1 - e^{-(\lambda x)^c}, \quad x > 0. \quad (4.21)$$

The proposed PDF of the Kumaraswamy-Weibull distribution, given by Cordeiro et al. (2010) can be written as

$$g(x) = ab c \lambda^c x^{c-1} e^{-(\lambda x)^c} [1 - e^{-(\lambda x)^c}]^{a-1} (1 - [1 - e^{-(\lambda x)^c}]^{a-1})^{b-1}, \quad x > 0. \quad (4.22)$$

The CDF of this distribution is

$$G(x) = 1 - (1 - [1 - e^{-(\lambda x)^c}]^a)^b. \quad (4.23)$$

The associated hazard rate function is

$$h(x) = \frac{abc \lambda^c x^{c-1} e^{-(\lambda x)^c} [1 - e^{-(\lambda x)^c}]^{a-1}}{1 - [1 - e^{-(\lambda x)^c}]^a}, \quad x > 0. \quad (4.24)$$

More information on this model, denoted by  $X \sim KumW(\lambda, c, a, b)$ , can be found in Cordeiro et al. (2010).

#### 4.4 The Kumaraswamy Laplace Distribution

A random variable  $X$  has Laplace distribution with location parameter  $\mu$  and scale parameter  $\sigma > 0$  when its PDF is given by

$$f(x) = \frac{1}{2\sigma} e^{-|\frac{x-\mu}{\sigma}|}, \quad -\infty < x < \infty. \quad (4.25)$$

The CDF of Laplace distribution is given by

$$F(x) = \begin{cases} \frac{1}{2} e^{\frac{x-\mu}{\sigma}}, & x < \mu \\ 1 - \frac{1}{2} e^{-\frac{x-\mu}{\sigma}}, & x \geq \mu. \end{cases} \quad (4.26)$$



Thus, the CDF of Kumaraswamy-Laplace distribution, studied by Aryal and Zhang (2016) and Nassar (2016), is of the form

$$G(x) = \begin{cases} 1 - (1 - [\frac{1}{2}e^{\frac{x-\mu}{\sigma}}]^a)^b, & x < \mu \\ 1 - (1 - [1 - \frac{1}{2}e^{-\frac{x-\mu}{\sigma}}]^a)^b, & x \geq \mu. \end{cases} \quad (4.27)$$

The corresponding PDF can be expressed as

$$g(x) = \begin{cases} \frac{2^{-a}ab[e^{\frac{x-\mu}{\sigma}}]^a[1-2^{-a}(e^{\frac{x-\mu}{\sigma}})^a]^{b-1}}{\sigma}, & x < \mu \\ \frac{abe^{\frac{x-\mu}{\sigma}}(1-\frac{1}{2}e^{\frac{x-\mu}{\sigma}})^{a-1}[1-(1-[\frac{1}{2}e^{-\frac{x-\mu}{\sigma}}]^a)^{b-1}]}{2\sigma}, & x \geq \mu. \end{cases} \quad (4.28)$$

As shown in Nassar (2016), moments of the Kumaraswamy Laplace distribution are given by

$$E(X^r) = m \int_{-\infty}^0 x^r e^{a(l+1)x} dx + k \int_0^{\infty} x^r e^{-a(l+1)x} dx, \quad (4.29)$$

where

$$m = \frac{ab}{2^a} \sum_{l=0}^{\infty} 2^{-al} (-1)^l \binom{b-1}{l},$$

and

$$k = \frac{ab}{2} \sum_{j=0}^{\infty} \sum_{i=0}^{\infty} (-1)^{i+j} \binom{b-1}{j} \binom{a(j+1)-1}{i} 2^{-i}.$$

More information on this model can be found in Aryal and Zhang (2016) and Nassar (2016).

## 4.5 The Kumaraswamy Lindley Distribution

A random variable  $X$  has Lindley distribution if it has the PDF as follows :

$$f(x) = \frac{\theta^2}{\theta + 1} (1 + x) e^{-\theta x}, \quad x > 0, \quad (4.30)$$

where  $\theta > 0$  is a single parameter. The CDF of Lindley distribution can be written as

$$F(x) = 1 - \frac{\theta + 1 + \theta x}{\theta + 1} e^{-\theta x}, \quad x > 0. \quad (4.31)$$

The Kumaraswamy Lindley distribution was studied by Oluyede et al. (2015). The CDF of Kumaraswamy Lindley distribution becomes

$$G(x) = 1 - \left[ 1 - \left( 1 - \frac{\theta + 1 + \theta x}{\theta + 1} e^{-\theta x} \right)^a \right]^b, \quad x > 0. \quad (4.32)$$

The corresponding PDF, defined for  $x > 0$ , can be written as

$$g(x) = ab \frac{\theta^2}{\theta + 1} (1 + x) e^{-\theta x} \left[ 1 - \frac{\theta + 1 + \theta x}{\theta + 1} e^{-\theta x} \right]^{a-1} \left[ 1 - \left( 1 - \frac{\theta + 1 + \theta x}{\theta + 1} e^{-\theta x} \right)^a \right]^{b-1}. \quad (4.33)$$

The hazard rate function of the Kumaraswamy-Lindley distribution can be described as

$$h(x) = \frac{ab \frac{\theta^2}{\theta + 1} (1 + x) e^{-\theta x} \left[ 1 - \frac{\theta + 1 + \theta x}{\theta + 1} e^{-\theta x} \right]^{a-1}}{1 - \left( 1 - \frac{\theta + 1 + \theta x}{\theta + 1} e^{-\theta x} \right)^a}, \quad x > 0. \quad (4.34)$$

More information can be found in the above literature.

## 4.6 The Kumaraswamy Burr Type-III Distribution

If  $X$  is a random variable with Burr-III distribution, then its CDF is given by

$$F(x) = (1 + x^{-c})^{-k}, \quad x > 0, \quad (4.35)$$

where  $c > 0$  and  $k > 0$  are two shape parameters. The PDF of Burr-Type III distribution can be written as

$$f(x) = ckx^{-(c+1)}(1 + x^{-c})^{-(k+1)}, \quad x > 0. \quad (4.36)$$

The Kumaraswamy-Burr-Type III distribution was studied by Behairy et al. (2016). The PDF of this model is

$$g(x) = ab c k x^{-(c+1)} (1 + x^{-c}) - (ak + 1) (1 - (1 + x^{-c})^{-ak})^{b-1}, \quad x > 0, \quad (4.37)$$

while the CDF can be written as

$$G(x) = 1 - (1 - (1 + x^{-c})^{-ak})^b, \quad x > 0. \quad (4.38)$$

The hazard rate function of the Kumaraswamy Burr Type-III distribution is given by

$$h(x) = \frac{ab c k x^{-(c+1)} (1 + x^{-c}) - (ak + 1)}{1 - (1 + x^{-c})^{-ak}}, \quad x > 0. \quad (4.39)$$

More information can be found in the above literature.

## 4.7 The Kumaraswamy-Log Logistic Distribution

The CDF of log-logistic distribution is

$$F(x) = 1 - \left[1 + \left(\frac{x}{\alpha}\right)^\gamma\right]^{-1}, \quad x > 0, \quad (4.40)$$

where  $\alpha > 0$  is a scale parameter and  $\gamma > 0$  is a shape parameter. The PDF of this distribution can be written as

$$f(x) = \frac{\gamma}{\alpha^\gamma} x^{\gamma-1} \left[1 + \left(\frac{x}{\alpha}\right)^\gamma\right]^{-2}, \quad x > 0. \quad (4.41)$$

The four parameter Kumaraswamy-log-logistic distribution was studied by de Santana et al. (2012). The PDF of this distribution is given by

$$g(x) = \frac{ab\gamma}{\alpha^{a\gamma}} x^{a\gamma-1} \left[1 + \left(\frac{x}{\alpha}\right)^\gamma\right]^{-(a+1)} \left(1 - \left[1 - \frac{1}{1 + \left(\frac{x}{\alpha}\right)^\gamma}\right]^a\right)^{b-1}, \quad x > 0, \quad (4.42)$$

with the hazard rate of the form

$$h(x) = \frac{\frac{ab\gamma}{\alpha^{a\gamma}} x^{a\gamma-1} \left[1 + \left(\frac{x}{\alpha}\right)^\gamma\right]^{-(a+1)}}{\left(1 - \left[1 - \frac{1}{1 + \left(\frac{x}{\alpha}\right)^\gamma}\right]^a\right)}. \quad (4.43)$$

For more information on this model, see de Santana et al. (2012).

## 4.8 The Kumaraswamy Gompertz Distribution

If  $X$  has Gompertz distribution with parameters  $\theta > 0$  and  $\gamma > 0$ , denoted by  $X \sim KG(\theta, \gamma)$ , than its the CDF is given by

$$F(x) = 1 - e^{-\frac{\theta}{\gamma}(e^{\gamma x} - 1)}, \quad x > 0, \quad (4.44)$$

while its PDF can be written as

$$f(x) = \theta e^{\gamma x - \frac{\theta}{\gamma}(e^{\gamma x} - 1)}, \quad x > 0. \quad (4.45)$$

The four-parameter Kumaraswamy Gompertz distribution was first studied by da Silva et al. (2015). The CDF of this distribution is of the form

$$G(x) = 1 - \left[1 - \left(1 - e^{-\frac{\theta}{\gamma}(e^{\gamma x} - 1)}\right)^a\right]^b, \quad x > 0. \quad (4.46)$$

Here we have shape parameters  $\theta, a, b$  and a positive scale parameter  $\gamma$ . The PDF of the Kumaraswamy Gompertz distribution is

$$g(x) = ab\theta e^{\gamma x - \frac{\theta}{\gamma}(e^{\gamma x} - 1)} \left[1 - e^{-\frac{\theta}{\gamma}(e^{\gamma x} - 1)}\right]^{a-1} \left[1 - \left(1 - e^{-\frac{\theta}{\gamma}(e^{\gamma x} - 1)}\right)^a\right]^{b-1}, \quad x > 0, \quad (4.47)$$

while the corresponding hazard rate function becomes

$$h(x) = \frac{ab\theta e^{\gamma x - \frac{\theta}{\gamma}(e^{\gamma x} - 1)} \left[1 - e^{-\frac{\theta}{\gamma}(e^{\gamma x} - 1)}\right]^{a-1}}{1 - \left(1 - e^{-\frac{\theta}{\gamma}(e^{\gamma x} - 1)}\right)^a}, \quad x > 0. \quad (4.48)$$

More information on this model can be found in da Silva et al. (2015).

## 4.9 The Kumaraswamy Birnbaum Saunders Distribution

A random variable  $X$  follows a Birnbaum Saunders distribution with parameters  $\alpha, \beta > 0$ , denoted  $BS(\alpha, \beta)$ , if its CDF is of the form

$$F(x; \alpha, \beta) = \Phi \left( \frac{1}{\alpha} \left[ \left( \frac{x}{\beta} \right)^{\frac{1}{2}} - \left( \frac{\beta}{x} \right)^{\frac{1}{2}} \right] \right), \quad x > 0, \quad (4.49)$$

where  $\Phi$  denotes the standard normal distribution function. The Kumaraswamy Birnbaum-Saunders distribution was studied by Saulo et al. (2012). The corresponding PDF is given by

$$f(x; \alpha, \beta) = k(\alpha, \beta) x^{-3/2} (x + \beta) e^{-\tau(x/\beta)2\alpha^2}, \quad x > 0, \quad (4.50)$$

where

$$k(\alpha, \beta) = \frac{e^{\alpha-2}}{2\alpha\sqrt{2\pi\beta}},$$

and

$$\tau(z) = z + z^{-1}.$$

The CDF of this distribution is given by

$$G(x; \alpha, \beta, a, b) = 1 - \left\{ 1 - \Phi \left( \frac{1}{\alpha} \left[ \left( \frac{x}{\beta} \right)^{\frac{1}{2}} - \left( \frac{\beta}{x} \right)^{\frac{1}{2}} \right] \right)^a \right\}^b, \quad x > 0, \quad (4.51)$$

where  $\beta$  is a scale parameter and the other positive parameters  $\alpha, a, b$  are shape parameters. The corresponding PDF of the Kumaraswamy Birnbaum Saunders distribution becomes

$$g(x; \alpha, \beta, a, b) = abk(\alpha, \beta)x^{-3/2}(x + \beta)e^{-\tau(x/\beta)2\alpha^2}\phi(v)^{a-1}[1 - \phi(v)^a]^{b-1}, \quad x > 0. \quad (4.52)$$

The hazard rate function can be written as

$$h(x; \alpha, \beta, a, b) = \frac{abk(\alpha, \beta)x^{-3/2}(x + \beta)e^{-\tau(x/\beta)2\alpha^2}\phi(v)^{a-1}}{1 - \phi(v)^a}. \quad (4.53)$$

More information on this distribution can be found in Saulo et al. (2012).

#### 4.10 The Kumaraswamy-Kumaraswamy Distribution

The CDF of the Kumaraswamy distribution with two shape parameters  $\alpha > 0$  and  $\beta > 0$ , respectively, is

$$F(x) = 1 - (1 - x^\alpha)^\beta, \quad 0 < x < 1, \quad (4.54)$$

and the corresponding PDF of this distribution is

$$f(x) = \alpha\beta x^{\alpha-1}(1 - x^\alpha)^{\beta-1}, \quad 0 < x < 1. \quad (4.55)$$

Kumaraswamy-Kumaraswamy distribution was first studied by Sayed et al. (2014).

The proposed CDF of the Kumaraswamy-Kumaraswamy distribution is

$$G(x) = 1 - \left(1 - [1 - (1 - x^\alpha)^\beta]^a\right)^b, \quad 0 < x < 1, \quad (4.56)$$

while the PDF can be written as

$$g(x) = ab\alpha\beta x^{\alpha-1}(1-x^\alpha)^{\beta-1} [1 - (1-x^\alpha)^\beta]^{a-1} (1 - [1 - (1-x^\alpha)^\beta]^a)^{b-1}, \quad 0 < x < 1. \quad (4.57)$$

The  $r^{th}$  moment can be written as

$$EX^r = \sum_{i,j=0}^{\infty} w_{i,j} \int_0^1 x^{r+\alpha-1} (1-x^\alpha)^{\beta(1+j)-1} dx, \quad (4.58)$$

where

$$w_{i,j} = ab\alpha\beta \frac{(-1)^{i+j}}{j!} \frac{\Gamma(a(1+j))}{\Gamma(a(1+i)-j)}.$$

More information on this model can be found in Sayed et al. (2014).

## 4.11 The Kumaraswamy Burr XII Distribution

The three-parameter Burr XII distribution is given by CDF

$$F(x) = 1 - \left[1 + \left(\frac{x}{s}\right)^c\right]^{-k}, \quad x > 0, \quad (4.59)$$

and the corresponding PDF is

$$f(x) = cks^{-c}x^{c-1} \left[1 + \left(\frac{x}{s}\right)^c\right]^{-k-1}, \quad x > 0, \quad (4.60)$$

where  $k > 0$  and  $c > 0$  are shape parameters and  $s > 0$  is a scale parameter. The Kumaraswamy Burr XII distribution was studied by Paranaiba et al. (2013). Its CDF is

$$G(x) = 1 - \left[1 - \left(1 - \left[1 + \left(\frac{x}{s}\right)^c\right]^{-k}\right)^a\right]^b, \quad x > 0, \quad (4.61)$$

where its corresponding PDF can be expressed as

$$g(x) = \frac{abckx^{c-1}}{s^c [1 + (\frac{x}{s})^c]^{k+1}} \left[ 1 - \left[ 1 + \left( \frac{x}{s} \right)^c \right]^{-k} \right]^{a-1} \left[ 1 - \left( 1 - \left[ 1 + \left( \frac{x}{s} \right)^c \right]^{-k} \right)^a \right]^{b-1}, \quad x > 0. \quad (4.62)$$

The hazard rate function for the Kumaraswamy Burr XII distribution is given by

$$h(x) = \frac{abcks^{-c}x^{c-1} [1 + (\frac{x}{s})^c]^{-k-1} [1 - [1 + (\frac{x}{s})^c]^{-k}]^{a-1}}{1 - \left( 1 - [1 + (\frac{x}{s})^c]^{-k} \right)^a}, \quad x > 0. \quad (4.63)$$

More information on this model can be found in Paranaiba et al. (2013).

## 4.12 The Kumaraswamy Half Cauchy Distribution

If  $X$  follows a half-Cauchy distribution with parameter  $\delta$ , then its PDF of the form

$$f(x) = \frac{2}{\pi\delta} \left( 1 + \left[ \frac{x}{\delta} \right]^2 \right)^{-1}, \quad x > 0, \quad (4.64)$$

and the corresponding CDF can be written as

$$F(x) = \frac{2}{\pi} \tan^{-1} \left( \frac{x}{\delta} \right), \quad x > 0. \quad (4.65)$$

The Kumaraswamy half-Cauchy distribution was studied by Ghosh (2014). The PDF of Kumaraswamy-half Cauchy distribution can be written as

$$g(x) = \frac{ab2^a}{\delta\pi^a} \left( \tan^{-1} \left( \frac{x}{\delta} \right) \right)^{a-1} \left( 1 - \left( \frac{x}{\delta} \right)^a \right)^{b-1} \left( 1 + \left( \frac{x}{\delta} \right)^2 \right)^{-1}, \quad x > 0. \quad (4.66)$$

The CDF of this distribution can be written as

$$G(x) = 1 - \left( 1 - \left[ \frac{2}{\pi} \tan^{-1} \left( \frac{x}{\delta} \right) \right]^a \right)^b, \quad x > 0. \quad (4.67)$$



The hazard rate function associated with Kumaraswamy half-Cauchy distribution becomes

$$h(x) = \frac{\frac{ab2^a}{\delta\pi^a} (\tan^{-1}(\frac{x}{\delta}))^{a-1} (1 + (\frac{x}{\delta})^2)^{-1}}{(1 - [\frac{2}{\pi} \tan^{-1}]^a)^b}, \quad x > 0. \quad (4.68)$$

More information on this model can be found in Ghosh (2014).

This concludes our account of Kumaraswamy-generated family of distributions. These, and other related papers on this topic, are summarized in Table (4.1).

Table 4.1: Summary of the literatures related to Kumaraswamy generated family of distributions

Number	Name of the distribution	Author(s) name
1	Kumaraswamy Weibull	Cordeiro et al. (2010)
2	Kumaraswamy generalized gamma	de Pascoa et al. (2011)
3	Kumaraswamy skew-normal	Kazemi et al. (2011) Mameli (2012) Mameli and Musio (2013)
4	Kumaraswamy Gumbel minimum	El-Sherpieny and Ahmed (2011)
5	Kumaraswamy log-logistic	de Santana et al. (2012) Muthulakshmi and Selvi (2013)
6	Kumaraswamy Gumbel	Cordeiro et al. (2012)
7	Kumaraswamy Birnbaum-Sanders	Saulo et al. (2012)
8	Kumaraswamy generalized half-normal	Cordeiro et al. (2012)
9	Kumaraswamy inverse Weibull	Shahbaz et al. (2012)
10	Kumaraswamy normal	Correa et al. (2012)
11	Kumaraswamy generalized inverse Weibull	Yang (2012)
12	Kumaraswamy Pareto	Bourguignon et al. (2013)
13	Kumaraswamy generalized Pareto	Nadarajah and Eljabri (2013)
14	Kumaraswamy Burr XII	Paranaíba et al. (2013)
15	Kumaraswamy generalized extreme value	Eljabri (2013)
16	Kumaraswamy linear exponential	Elbatal (2013)
17	Kumaraswamy generalized linear failure rate	Elbatal (2013)
18	Kumaraswamy exponentiated Pareto	Elbatal (2013)
19	Kumaraswamy Lomax	Shams (2013)
20	Kumaraswamy modified Weibull	Cordeiro et al. (2014)
21	Kumaraswamy generalized Rayleigh	Gomes et al. (2014)
22	Kumaraswamy-geometric	Akinsete et al. (2014)
23	Kumaraswamy-Burr Type III	Behairy et al. (2016)
24	Kumaraswamy-Lindley	Merovci and Sharma (2014)
25	Kumaraswamy GP	Nadarajah and Eljabri (2013)
26	Kumaraswamy Gompertz	da Silva et al. (2015)
27	Kumaraswamy flexible Weibull	El-Damcese et al. (2016)
28	Kumaraswamy quasi Lindley	Elbatal and Elgarhy (2013)
29	Kumaraswamy-generalized exponentiated exponential	Mohammed (2014)
30	Kumaraswamy exponentiated gamma	Diab and Muhammed (2015)
31	Kumaraswamy Gompertz Makeham	Chukwu and Ogunde (2016)
32	Kumaraswamy-half-Cauchy	Hamedani and Ghosh (2015)
33	Kumaraswamy Lindley Poisson	Pararai et al. (2015)
34	Kumaraswamy Kumaraswamy	El-Sayed et al. (2014)
35	Kumaraswamy generalized power Weibull	Selim and Badr (2016)
36	Kumaraswamy exponentiated Rayleigh	Rashwan (2016)
37	Kumaraswamy Laplace	Nassar (2016) Aryal and Zhang (2016)

## CHAPTER 5

# A New Generalized Asymmetric Laplace Distribution

We would now introduce a new class of generalized distributions obtained via (1.6) with  $T$  having a mixture of two beta distributions, with the CDF of  $T$  of the form

$$H(x) = p H_1(x) + (1 - p) H_2(x), \quad (5.1)$$

where  $H_1$  and  $H_2$  correspond to two special cases of beta distribution, where one of the parameters is equal to 1. We start with reviewing special cases of beta distribution. First, recall that the PDF of Beta distribution is of the form

$$h(t) = \frac{\Gamma(\alpha + \beta)}{\Gamma(\alpha)\Gamma(\beta)} t^{\alpha-1} (1 - t)^{\beta-1}, \quad t \in (0, 1), \quad \alpha, \beta > 0. \quad (5.2)$$

Particular special cases of this distribution are as follows :

**Case I :**  $\alpha = \beta = 1$ . Here, the PDF simplifies to

$$h(t) = \frac{\Gamma(2)}{\Gamma(1)} t^0 (1 - t)^0 = 1, \quad t \in (0, 1), \quad (5.3)$$

and we obtain standard uniform distribution.

**Case II :**  $\beta = 1$ . In this case, the beta PDF is of the form

$$h(t) = \frac{\Gamma(\alpha + 1)}{\Gamma(\alpha)} t^{\alpha-1} = \alpha t^{\alpha-1}, \quad t \in (0, 1), \quad (5.4)$$

with the corresponding CDF being

$$H(t) = \int_0^t h(x)dx = \int_0^t \alpha x^{\alpha-1} dx = t^\alpha, \quad t \in (0, 1). \quad (5.5)$$

This particular beta distributions has an explicit form of the CDF, in contrast with general beta distribution. Because of the special form of the CDF, it is known as *Power Function* distribution.

**Remark:** If we generalize  $F$  via (1.6) with this particular variable  $T$ , the CDF of the generalized distribution will be of the form

$$G(y) = \int_0^{F(y)} h(t)dt = [F(y)]^\alpha. \quad (5.6)$$

**Case III :**  $\alpha = 1$ . Similarly to the above case, here we have

$$h(t) = \frac{\Gamma(\beta + 1)}{\Gamma(\beta)} (1 - t)^{\beta-1} = \beta(1 - t)^{\beta-1}, \quad t \in (0, 1). \quad (5.7)$$

In turn, the CDF admits an explicit form as well,

$$H(t) = \int_0^t h(x)dx = \int_0^t \beta(1 - x)^{\beta-1} dx = 1 - (1 - t)^\beta, \quad t \in (0, 1). \quad (5.8)$$

**Remark:** If we generalize  $F$  via (1.6) with this particular variable  $T$ , the CDF of the generalization will be of the form :

$$G(y) = \int_0^{F(y)} h(t)dt = H(F(t)) = 1 - [1 - F(y)]^\beta. \quad (5.9)$$

We now revisit the important property of this construction related to mixing, presented in Proposition (2.5). Let  $T_1, T_2$  be two random variables with support on  $(0, 1)$ , with the PDFs  $h_1(t), h_2(t)$  respectively. The corresponding CDFs are  $H_1(t), H_2(t)$ , respectively. If these distributions are mixed with weights  $p, 1 - p$ , where  $p \in [0, 1]$ ,

the PDF of the mixture will be of the form :

$$h(t) = ph_1(t) + (1 - p)h_2(t), \quad t \in (0, 1). \quad (5.10)$$

In turn, the corresponding CDF will be

$$\begin{aligned} H(t) &= \int_0^t [ph_1(x) + (1 - p)h_2(x)]dx \\ &= p \int_0^t h_1(x)dx + (1 - p) \int_0^t h_2(x)dx \\ &= pH_1(t) + (1 - p)H_2(t), \quad t \in (0, 1). \end{aligned} \quad (5.11)$$

If we now generalized  $F$  via (1.6) with the above  $H$ , then, according to Proposition (2.5), the generalized distribution will have the CDF of the form

$$G(y) = p G_1(y) + (1 - p) G_2(y), \quad (5.12)$$

where

$$G_1(y) = H_1(F(y)),$$

and

$$G_2(y) = H_2(F(y)).$$

We shall now utilize this constructions using  $T_1$  and  $T_2$  having special beta distributions discussed in the above special cases. Namely, we associate  $T_1$  with the  $T$  in special case II, so that

$$H_1(t) = t^\alpha, \quad h_1(t) = \alpha t^{\alpha-1}, \quad (5.13)$$

while  $T_2$  is associated with the  $T$  discussed in special case III, leading to

$$H_2(t) = 1 - (1 - t)^\beta, \quad h_2(t) = \beta(1 - t)^{\beta-1}. \quad (5.14)$$

Consequently, the PDF of  $T$  in (5.10)

$$h(t) = p \alpha t^{\alpha-1} + (1-p) \beta (1-t)^{\beta-1}, \quad t \in (0, 1), \quad (5.15)$$

with the corresponding CDF in (5.11) being of the form

$$H(t) = p t^\alpha + (1-p) [1 - (1-t)^\beta], \quad t \in (0, 1). \quad (5.16)$$

Consequently, the generalized CDF  $G$ , obtained from  $F$  and the above  $H$  via (1.6), will be of the form

$$G(x) = p[F(x)]^\alpha + (1-p)[1 - (1 - F(x))^\beta]. \quad (5.17)$$

Note that in contrast with generalized beta distribution, here the CDF will have an explicit form. The PDF corresponding to (5.17) will be

$$g(x) = [p\alpha(F(x))^{\alpha-1} + (1-p)\beta(1 - F(x))^{\beta-1}] f(x), \quad (5.18)$$

where  $f(\cdot)$  is the PDF corresponding to the base CDF  $F$ . In the sequel, we shall use the notation  $BM(\alpha, \beta)$  to denote the distribution with the PDF and CDF as in (5.15) and (5.16), respectively. The term  $BM$  connects with the fact that this is a mixture of beta distributions (so  $BM$  stands for beta mixture). Similarly, a generalized distribution with the PDF (5.18) based on  $F$  shall be denoted as  $BM - F$ .

## 5.1 A New Asymmetric Laplace Distribution

We now follow up on the ideas set up above to obtain a new generalization of the Laplace distribution. Recall that, Laplace distribution has the PDF and CDF speci-

fied as

$$f(x) = \frac{1}{2\sigma} e^{-|\frac{x-\mu}{\sigma}|}, \quad -\infty < x < \infty, \quad (5.19)$$

and

$$F(x) = \begin{cases} \frac{1}{2} e^{\frac{x-\mu}{\sigma}}, & x < \mu \\ 1 - \frac{1}{2} e^{-\frac{x-\mu}{\sigma}}, & x \geq \mu, \end{cases} \quad (5.20)$$

respectively. Upon standardization,

$$Z = \frac{x - \mu}{\sigma},$$

the PDF and CDF of  $Z$  reduce to

$$f(z) = \frac{1}{2} e^{-|z|}, \quad -\infty < z < \infty, \quad (5.21)$$

and

$$F(z) = \begin{cases} \frac{1}{2} e^z, & z < 0 \\ 1 - \frac{1}{2} e^{-z}, & z \geq 0, \end{cases} \quad (5.22)$$

respectively. We now apply (1.6) with  $H$  as in (5.16) and  $h$  as in (5.15) to obtain a generalized distribution, which has PDF of the following form :

$$g(x) = \begin{cases} p\alpha(\frac{1}{2}e^x)^\alpha + (1-p)\beta[1 - \frac{1}{2}e^x]^{\beta-1}\frac{1}{2}e^x, & x < 0 \\ p\alpha(1 - \frac{1}{2}e^{-x})^{\alpha-1}\frac{1}{2}e^{-x} + (1-p)\beta(\frac{1}{2}e^{-x})^\beta, & x \geq 0. \end{cases} \quad (5.23)$$

We shall refer to this distribution as the *BML* model, which stands for **beta mixture Laplace**, and denote this distribution by  $BML(\alpha, \beta, p)$ . Figure (5.1)-(5.3) presented selected PDFs from this new stochastic model.

**Remark.** A more generalized scale-location model can be defined through

$$g_{\mu,\sigma}(x) = \frac{1}{\sigma} g\left(\frac{x - \mu}{\sigma}\right), \quad x \in R,$$

with  $\mu \in R$ ,  $\sigma > 0$  and  $g$  is given by (5.23). Although we focus on the standard model with  $\mu = 0$  and  $\sigma = 1$ , the properties of the general case can be easily obtained from those for the standard case.

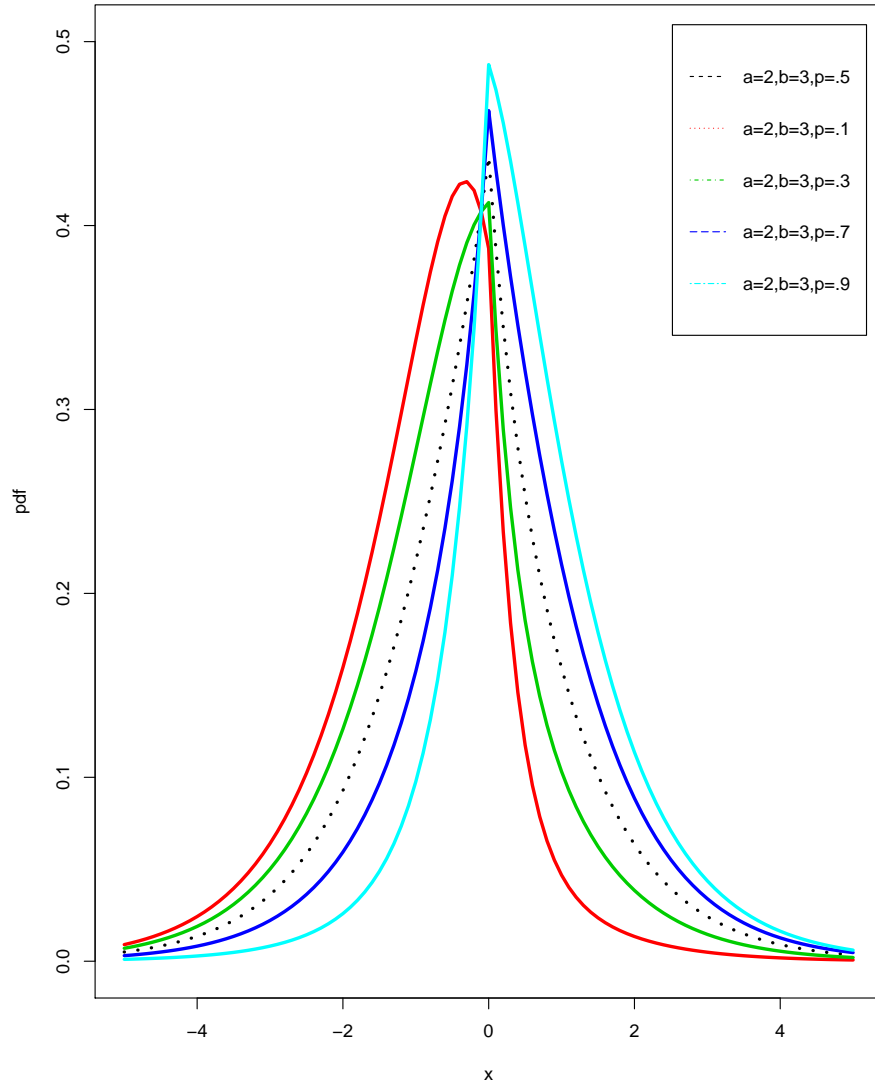


Figure 5.1: Selected PDFs of *BML* distributions with  $\alpha = 2, \beta = 3$ , and selected values of  $p$ .



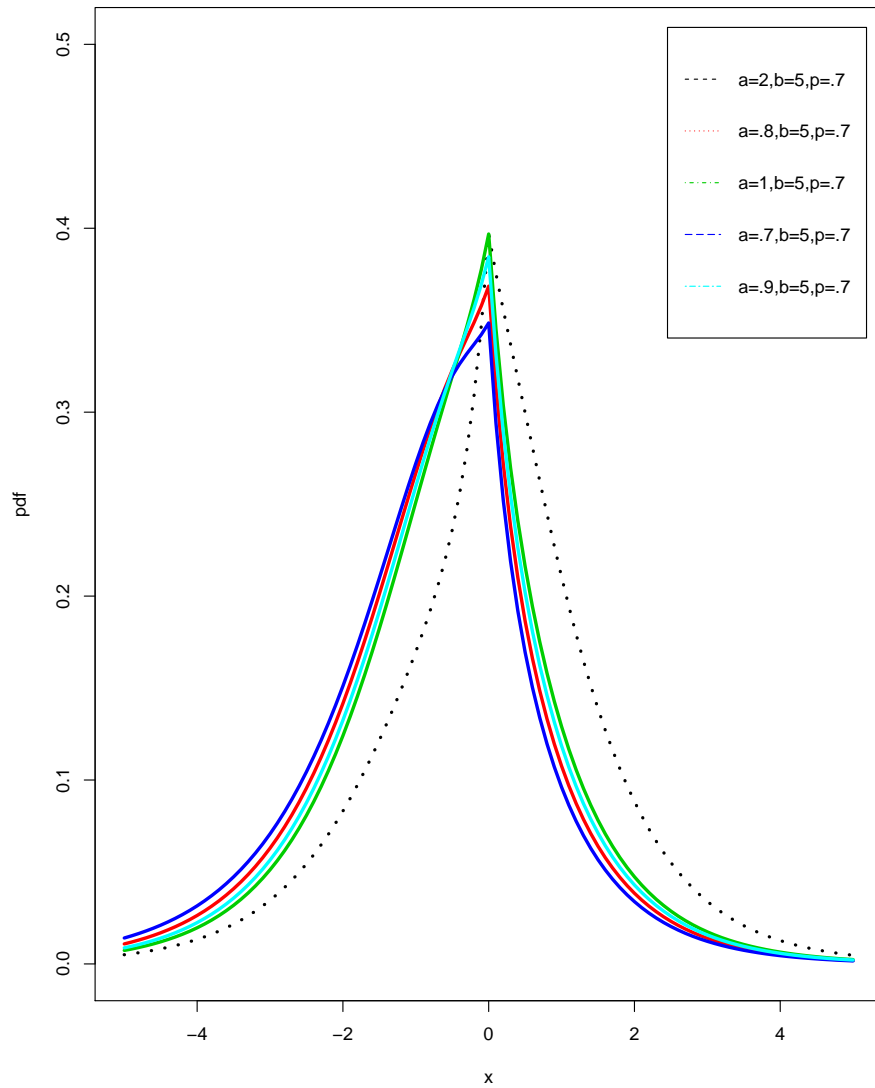


Figure 5.2: Selected PDFs of *BML* distributions with  $\beta = 5, p = .7$ , and selected values of  $\alpha$ .

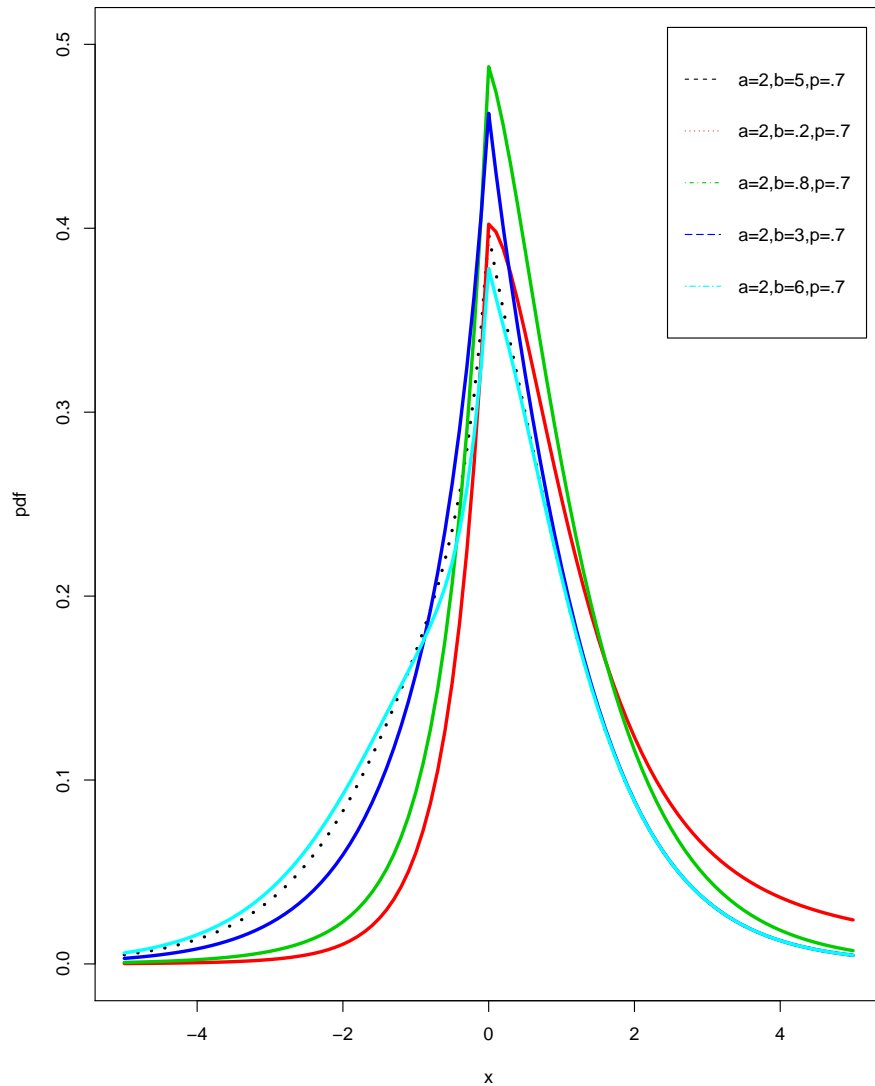


Figure 5.3: Selected PDFs of  $BML$  distributions with  $\alpha = 2, p = .7$ , and selected values of  $\beta$ .

The CDF of the  $BML(\alpha, \beta, p)$  distribution can be written as

$$G(x) = \begin{cases} p(\frac{1}{2}e^x)^\alpha + (1-p)[1 - (1 - \frac{1}{2}e^x)^\beta], & x < 0 \\ p(1 - \frac{1}{2}e^{-x})^\alpha + (1-p)[1 - (\frac{1}{2}e^{-x})^\beta], & x \geq 0. \end{cases} \quad (5.24)$$

Figure (5.4)-(5.6) shows the CDFs with selected parameters.

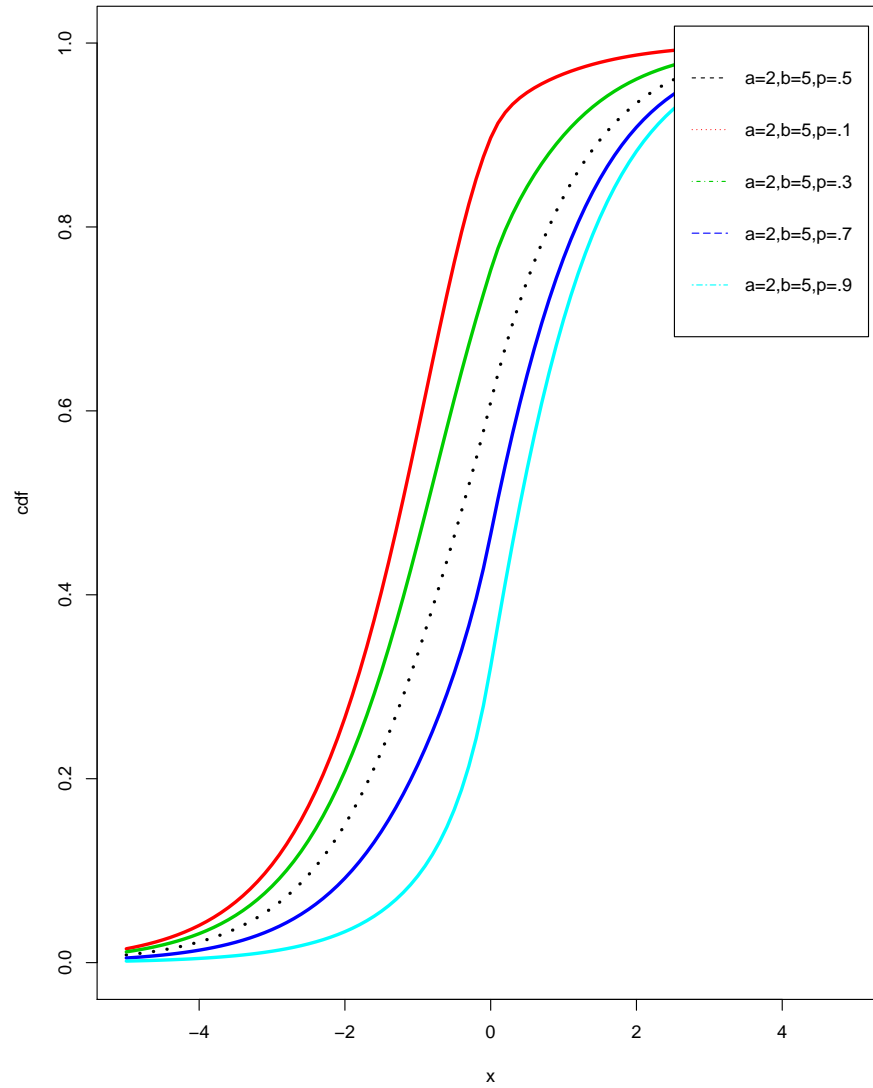


Figure 5.4: Selected CDFs of *BML* distributions with  $\alpha = 2, \beta = 5$ , and selected values of  $p$ .

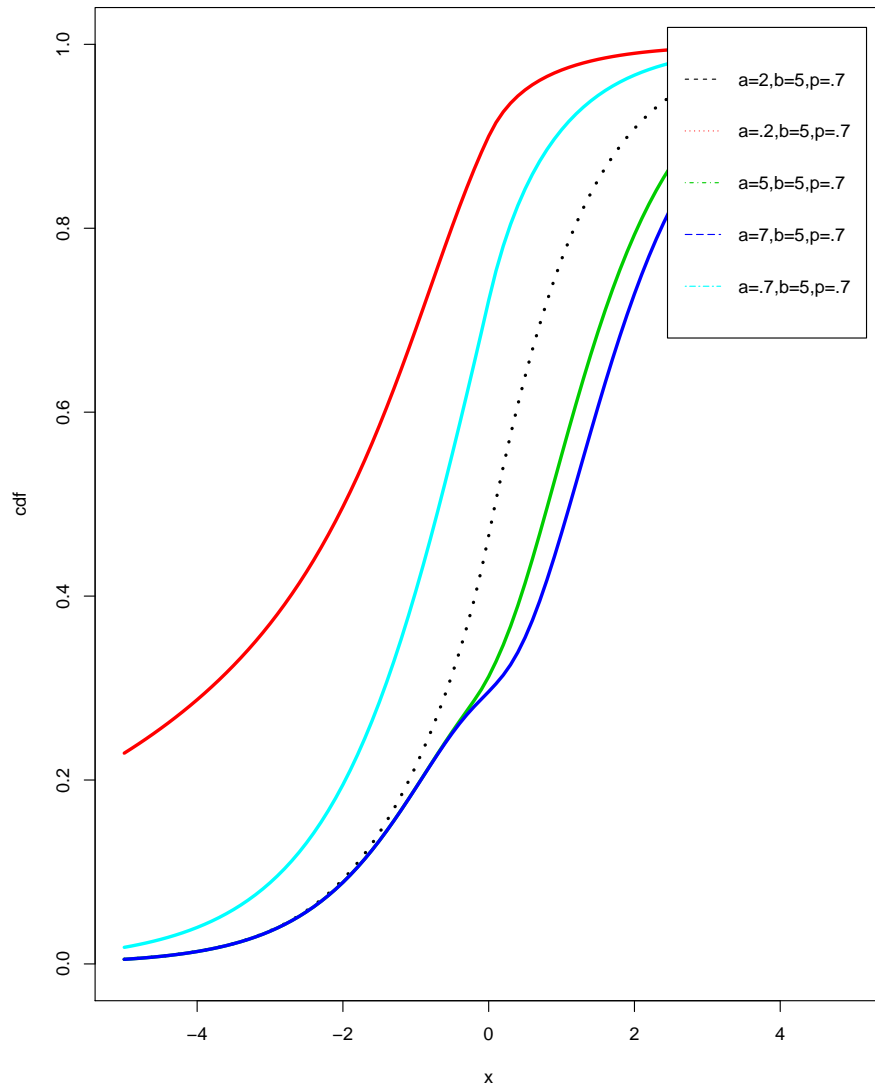


Figure 5.5: Selected CDFs of *BML* distributions with  $\beta = 5, p = .7$ , and selected values of  $\alpha$ .

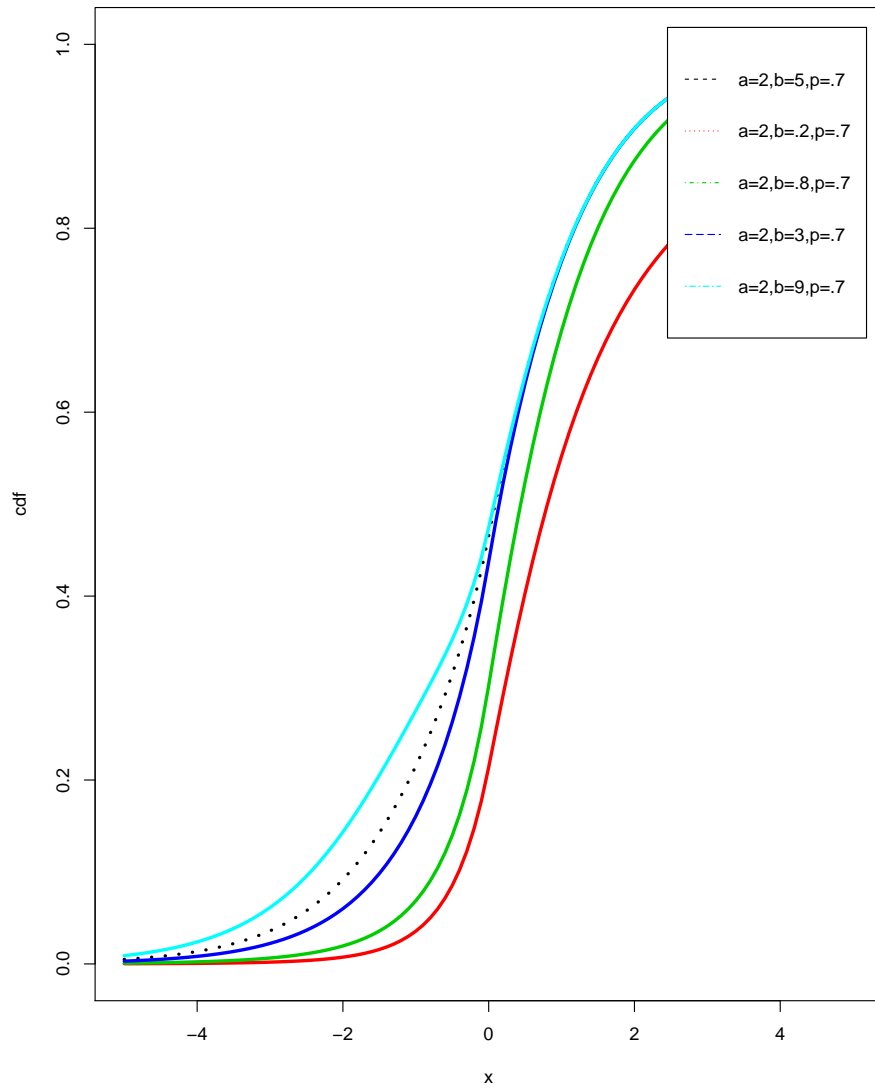


Figure 5.6: Selected CDFs of *BML* distributions with  $\alpha = 2, p = .7$ , and selected values of  $\beta$ .

## 5.2 Special Cases of the *BML* Model

Let us note several special cases of the *BML* model. If  $p = 1$ , the the CDF (5.24) reduces to

$$G_1(x) = \begin{cases} \left(\frac{1}{2}e^x\right)^\alpha, & x < 0 \\ \left(1 - \frac{1}{2}e^{-x}\right)^\alpha, & x \geq 0, \end{cases} \quad (5.25)$$

and the distribution coincides with beta-Laplace distribution, studied in section (3.5), built upon beta skewing mechanism with  $\beta = 1$ . It also coincide with Kumaraswamy-Laplace distribution, studied in section (4.4), built upon Kumaraswamy skewing mechanism with  $a = \alpha$  and  $b = 1$ .

Similarly, if  $p = 0$ , the CDF (5.24) turns into

$$G_2(x) = \begin{cases} 1 - \left(1 - \frac{1}{2}e^x\right)^\beta, & x < 0 \\ 1 - \left(\frac{1}{2}e^{-x}\right)^\beta, & x \geq 0. \end{cases} \quad (5.26)$$

This turns out to be a special case of beta-Laplace and Kumaraswamy-Laplace distributions as well, with  $\alpha = 1$  (in the beta-Laplace case) and  $a = 1$  (in the Kumaraswamy-Laplace case).

**Remark:** In the general case  $p \in [0, 1]$ , the *BML* distribution is a mixture of these two distributions, that is the *BML* CDF (5.24) can be written as

$$G(x) = p G_1(x) + (1 - p) G_2(x), \quad (5.27)$$

with the above  $G_1$  and  $G_2$ .

We now turn to the parameters  $\alpha$  and  $\beta$ . First observe that when  $\alpha = \beta = 1$ , then the resulting distribution is the Laplace distribution itself.

Next, if  $\alpha = 1$ , then the resulting PDF

$$g(x) = \begin{cases} p(\frac{1}{2}e^x) + (1-p)\beta[1 - \frac{1}{2}e^x]^{\beta-1}\frac{1}{2}e^x, & x < 0 \\ p(\frac{1}{2}e^{-x}) + (1-p)\beta(\frac{1}{2}e^{-x})^\beta, & x \geq 0. \end{cases} \quad (5.28)$$

In addition to  $\alpha = 1$  we also have  $p = 1$ , we recover the Laplace distribution itself, with the PDF (5.19).

Further, if  $\beta = 1$ , then the resulting PDF becomes

$$g(x) = \begin{cases} p\alpha(\frac{1}{2}e^x)^\alpha + (1-p)\frac{1}{2}e^x, & x < 0 \\ p\alpha(1 - \frac{1}{2}e^{-x})^{\alpha-1}\frac{1}{2}e^{-x} + (1-p)\frac{1}{2}e^{-x}, & x \geq 0. \end{cases} \quad (5.29)$$

In addition we also have  $p = 1$ , then (5.29) turns into

$$g(x) = \begin{cases} \alpha(\frac{1}{2}e^x)^\alpha, & x < 0 \\ \alpha(1 - \frac{1}{2}e^{-x})^{\alpha-1}\frac{1}{2}e^{-x}, & x \geq 0. \end{cases} \quad (5.30)$$

If instead  $p = 0$ , we obtain the standard Laplace distribution.

### 5.3 Series Representations

From the generalized binomial theorem, we know that, if  $\alpha$  is a positive real number and  $|v| < 1$ , then

$$(1 - v)^\alpha = \sum_{i=0}^{\infty} (-1)^i \binom{\alpha}{i} v^i.$$

Applying this theorem to a CDF  $F$  or  $L - F$ , where  $F$  is strictly between 0 and 1, we can get the following series expression of the PDF  $g(x)$  in (5.18), assuming that

$\alpha, \beta \geq 1$  :

$$\begin{aligned}
g(x) &= [p\alpha F(x)^{\alpha-1} + (1-p)\beta(1-F(x))^{\beta-1}]f(x) \\
&= p\alpha f(x)F(x)^{\alpha-1} + (1-p)\beta f(x)(1-F(x))^{\beta-1} \\
&= p\alpha f(x)F(x)^{\alpha-1} + (1-p)\beta f(x) \sum_{i=0}^{\infty} (-1)^i \binom{\beta-1}{i} F(x)^i \\
&= p\alpha f(x)[1-1-F(x)]^{\alpha-1} + (1-p)\beta f(x) \sum_{i=0}^{\infty} (-1)^i \binom{\beta-1}{i} F(x)^i \\
&= p\alpha f(x) \sum_{j=0}^{\infty} (-1)^j \binom{\alpha-1}{j} [1-F(x)]^j + (1-p)\beta f(x) \sum_{i=0}^{\infty} (-1)^i \binom{\beta-1}{i} F(x)^i \\
&= p\alpha f(x) \sum_{j=0}^{\infty} (-1)^j \binom{\alpha-1}{j} \sum_{k=0}^j (-1)^k \binom{j}{k} F(x)^k + (1-p)\beta f(x) \sum_{i=0}^{\infty} (-1)^i \binom{\beta-1}{i} F(x)^i \\
&= f(x) \left[ \sum_{j=0}^{\infty} \sum_{k=0}^j w_{j,k} F(x)^k + \sum_{i=0}^{\infty} w_i F(x)^i \right],
\end{aligned}$$

where

$$w_{j,k} = (-1)^{j+k} p\alpha \binom{\alpha-1}{k} \binom{j}{k},$$

and

$$w_i = (-1)^i (1-p)\beta \binom{\beta-1}{i}.$$

## 5.4 Moment Generating Function and Moments

We now derive the moment generating function of *BML* distribution, as well as moments. We begin with the case of the special case  $p = 1$ , in which case the *BML*( $\alpha, \beta, p$ ) distribution is given by the CDF (5.25), with the corresponding PDF given by

$$g(x) = \begin{cases} \alpha(\frac{1}{2}e^x)^\alpha, & x < 0 \\ \alpha(1 - \frac{1}{2}e^{-x})^{\alpha-1} \frac{1}{2}e^{-x}, & x \geq 0. \end{cases} \quad (5.31)$$



Thus, the moment generating function (MGF) of  $X \sim BML(\alpha, \beta, 1)$  becomes

$$M_1(x) = E e^{tx} = \frac{\alpha}{2^\alpha} \int_{-\infty}^0 e^{x(t+\alpha)} dx + \int_0^\infty \frac{\alpha}{2} e^{-x(1-t)} \left(1 - \frac{1}{2} e^{-x}\right)^{\alpha-1} dx. \quad (5.32)$$

The first integral above, which converges whenever  $t > -\infty$ , becomes

$$\int_{-\infty}^0 e^{x(t+\alpha)} dx = \frac{1}{t + \alpha}, \quad t > -\infty. \quad (5.33)$$

The second integral can be handled through a substitution

$$u = 1 - \frac{1}{2} e^{-x},$$

where after some algebra, it reduces to

$$\frac{\alpha}{2^t} \int_{1/2}^1 u^{\alpha-1} (1-u)^{-t} du, \quad (5.34)$$

which converges only for  $t < 1$ . Put this all together, we obtain the following expression for the MGF of  $X$

$$M_1(x) = \frac{\alpha}{2^\alpha} \frac{1}{t + \alpha} + \frac{\alpha}{2^t} \int_{1/2}^1 u^{\alpha-1} (1-u)^{-t} du, \quad (5.35)$$

valid for  $-\infty < t < 1$ . The integral in the above expression generally does not admit an explicit form. However, it can be related to the incomplete beta function ratio

$$I_x(\alpha, \beta) = \frac{1}{B(\alpha, \beta)} \int_0^x u^{\alpha-1} (1-u)^{\beta-1} du, \quad x \in (0, 1), \quad (5.36)$$

where

$$B(\alpha, \beta) = \frac{\Gamma(\alpha)\Gamma(\beta)}{\Gamma(\alpha + \beta)}, \quad \alpha, \beta > 0,$$

is the beta function. Indeed, we have

$$\int_{1/2}^1 u^{\alpha-1} (1-u)^{-t} du = \int_0^1 u^{\alpha-1} (1-u)^{-t} du - \int_0^{1/2} u^{\alpha-1} (1-u)^{-t} du, \quad (5.37)$$

and since

$$\int_0^1 u^{\alpha-1}(1-u)^{1-t-1} du = B(\alpha, 1-t), \quad (5.38)$$

we obtain

$$\int_{1/2}^1 u^{\alpha-1}(1-u)^{-t} du = B(\alpha, 1-t)\{1 - I_{1/2}(\alpha, 1-t)\}. \quad (5.39)$$

We now insert (5.39) into (5.35), we get our final expression for the MGF, which is presented in the following result.

**Proposition 5.1.** *If  $X \sim BML(\alpha, \beta, 1)$ , then the MGF of  $X$  is*

$$M_1(x) = \frac{\alpha}{2^\alpha} \frac{1}{(t+\alpha)} + \frac{\alpha B(\alpha, 1-t)}{2^t} \{1 - I_{1/2}(\alpha, 1-t)\}, \quad -\alpha < t < 1. \quad (5.40)$$

**Remark.** In the special case when  $\alpha = m \geq 1$  is an integer, the integral in (5.35) will admit an explicit form under a substitution

$$w = 1 - u,$$

followed by the well-known binomial expansion

$$(1-w)^{m-1} = \sum_{j=0}^{m-1} \binom{m-1}{j} (-1)^j w^j. \quad (5.41)$$

Following straight forward integration of an exponential function, we obtain

$$M_1(t) = \frac{1}{2^m} \frac{m}{m+t} + \frac{m}{2} \sum_{j=0}^{m-1} \binom{m-1}{j} (-1)^j \left(\frac{1}{2}\right)^j \frac{1}{1+j-t}. \quad (5.42)$$

By taking the derivatives of the above expression and inserting  $t = 0$ , we can then recover the moments of  $X$  of an integer of order  $K$ , leading to

$$EX^k = k! \left\{ \frac{(-1)^k}{2^m m^k} + \frac{m}{2} \sum_{j=0}^{m-1} \binom{m-1}{j} \frac{(-1)^j}{2^j (j+1)^{k+1}} \right\}. \quad (5.43)$$

We can follow similar calculations in case of  $X \sim BML(\alpha, \beta, 0)$ , where the CDF of  $X$  is given by  $G_2$  in (5.26), with the corresponding PDF

$$g_2(x) = \begin{cases} \beta \frac{1}{2} e^x [1 - \frac{1}{2} e^x]^{\beta-1}, & x < 0 \\ \beta (\frac{1}{2} e^{-x})^\beta, & x \geq 0. \end{cases} \quad (5.44)$$

We shall omit standard derivations leading to the following result,

**Proposition 5.2.** *If  $X \sim BML(\alpha, \beta, 0)$ , then the MGF of  $X$  is*

$$M_2(x) = \frac{\beta}{2^\beta} \frac{1}{\beta - t} + \frac{\beta B(\beta, 1+t)}{2^{-t}} \{1 - I_{1/2}(\beta, 1+t)\}, \quad -1 < t < \beta. \quad (5.45)$$

**Remark.** Again, in the special case when  $\beta = n \geq 1$  is an integer, the MGF simplifies as follows :

$$M_2(t) = \frac{1}{2^n} \frac{n}{n-t} + \frac{n}{2} \sum_{j=0}^n \binom{n-1}{j} (-1)^j \left(\frac{1}{2}\right)^j \frac{1}{1+j+t}, \quad -1 < t < n. \quad (5.46)$$

In turn, by taking derivatives of the above expression (5.46) and setting them to zero, we obtain

$$EX^k = k! \left\{ \frac{1}{2^n n^k} + \frac{n(-1)^k}{2} \sum_{j=0}^{n-1} \binom{n-1}{j} \frac{(-1)^j}{2^j (j+1)^{k+1}} \right\}. \quad (5.47)$$

To get the MGF for the general case of on  $BML$  distribution with  $p \in [0, 1]$ , we use the mixture representation (5.27), which leads to the following result,

**Proposition 5.3.** *If  $X \sim BML(\alpha, \beta, p)$  then the MGF of  $X$  is given by*

$$M(x) = e^{tx} = pM_1(x) + (1-p)M_2(x), \quad (5.48)$$

where

$$-\min(1, \alpha) < x < \min(1, \beta),$$

and  $M_1(x)$  and  $M_2(x)$  are given by (5.40) and (5.45) respectively.

Similarly, we can get formulas for the moments of a general  $X \sim BML(\alpha, \beta, p)$  with integer valued  $\alpha$  and  $\beta$ , by combining expression (5.43) and (5.47), leading to the following result,

**Proposition 5.4.** *If  $X \sim BML(\alpha, \beta, p)$ , where  $m, n \in N$ , then*

$$EX^k = k! \left\{ \frac{p(-1)^k}{2^m m^k} + \frac{1-p}{2^n n^k} \right\} + k! \left\{ \frac{pm}{2} \sum_{j=0}^{m-1} \binom{m-1}{j} \frac{(-1)^j}{2^j (j+1)^{k+1}} + \frac{(1-p)n(-1)^k}{2} \sum_{j=0}^{n-1} \binom{n-1}{j} \frac{(-1)^j}{2^j (j+1)^{k+1}} \right\}. \quad (5.49)$$

## 5.5 Reliability Analysis

The reliability function of the  $BML$  distribution, also known as the survival function and denoted by  $R(t) = 1 - G(t)$  and given by

$$R(x) = \begin{cases} 1 - [p(\frac{1}{2}e^x)^\alpha + (1-p)[1 - (1 - \frac{1}{2}e^x)^\beta]], & x < 0 \\ 1 - [p(1 - \frac{1}{2}e^{-x})^\alpha + (1-p)[1 - (\frac{1}{2}e^{-x})^\beta]], & x \geq 0. \end{cases} \quad (5.50)$$

The hazard rate function, which plays an important role in reliability and other areas, takes on the form

$$h(x) = \frac{g(x)}{1 - G(x)} = \begin{cases} \frac{p\alpha(\frac{1}{2}e^x)^\alpha + (1-p)\beta[1 - \frac{1}{2}e^x]^{\beta-1} \frac{1}{2}e^x}{1 - [p(\frac{1}{2}e^x)^\alpha + (1-p)[1 - (1 - \frac{1}{2}e^x)^\beta]]}, & x < 0 \\ \frac{p\alpha(1 - \frac{1}{2}e^{-x})^\alpha - 1 \frac{1}{2}e^{-x} + (1-p)\beta(\frac{1}{2}e^{-x})^\beta}{1 - [p(1 - \frac{1}{2}e^{-x})^\alpha + (1-p)[1 - (\frac{1}{2}e^{-x})^\beta]]}, & x \geq 0. \end{cases} \quad (5.51)$$

The hazard rate function can take a variety of shapes as illustrates in figures (5.7)-(5.9).

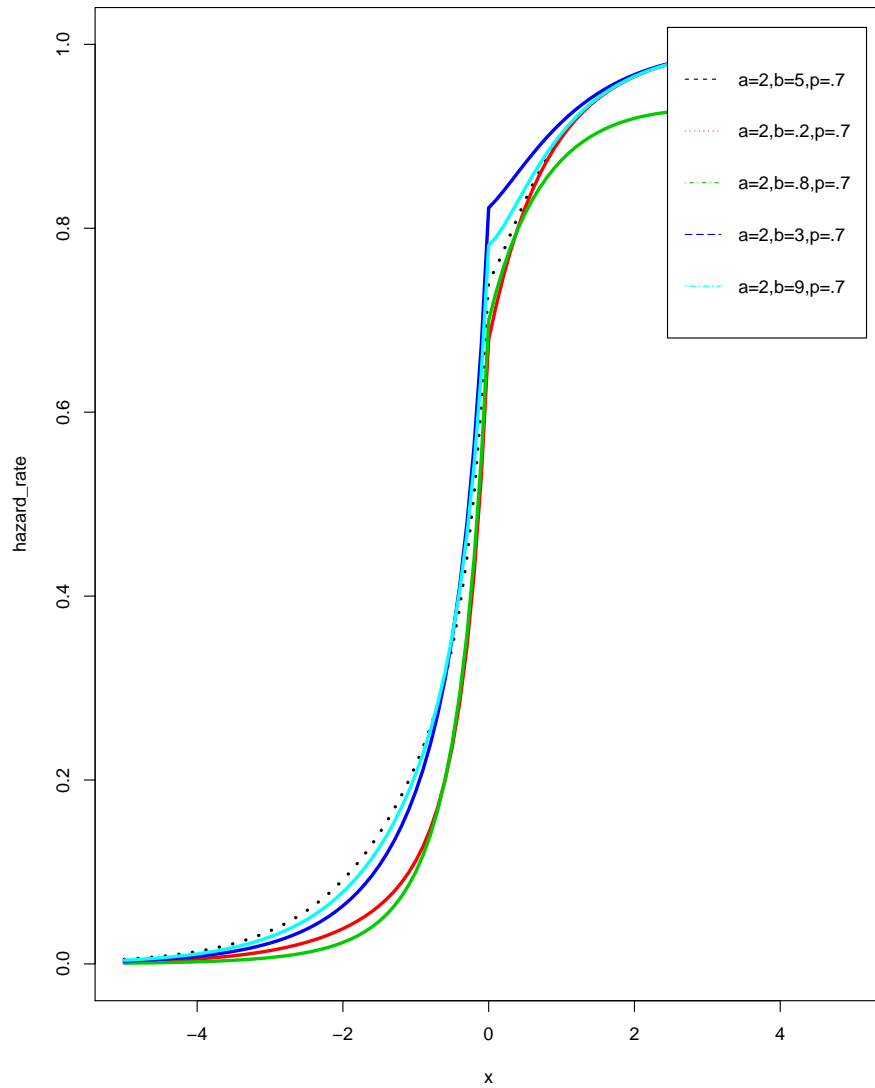


Figure 5.7:  $h(x)$  of *BML* distribution with  $\alpha = 2, p = 0.7$ , and selected values of  $\beta$ .

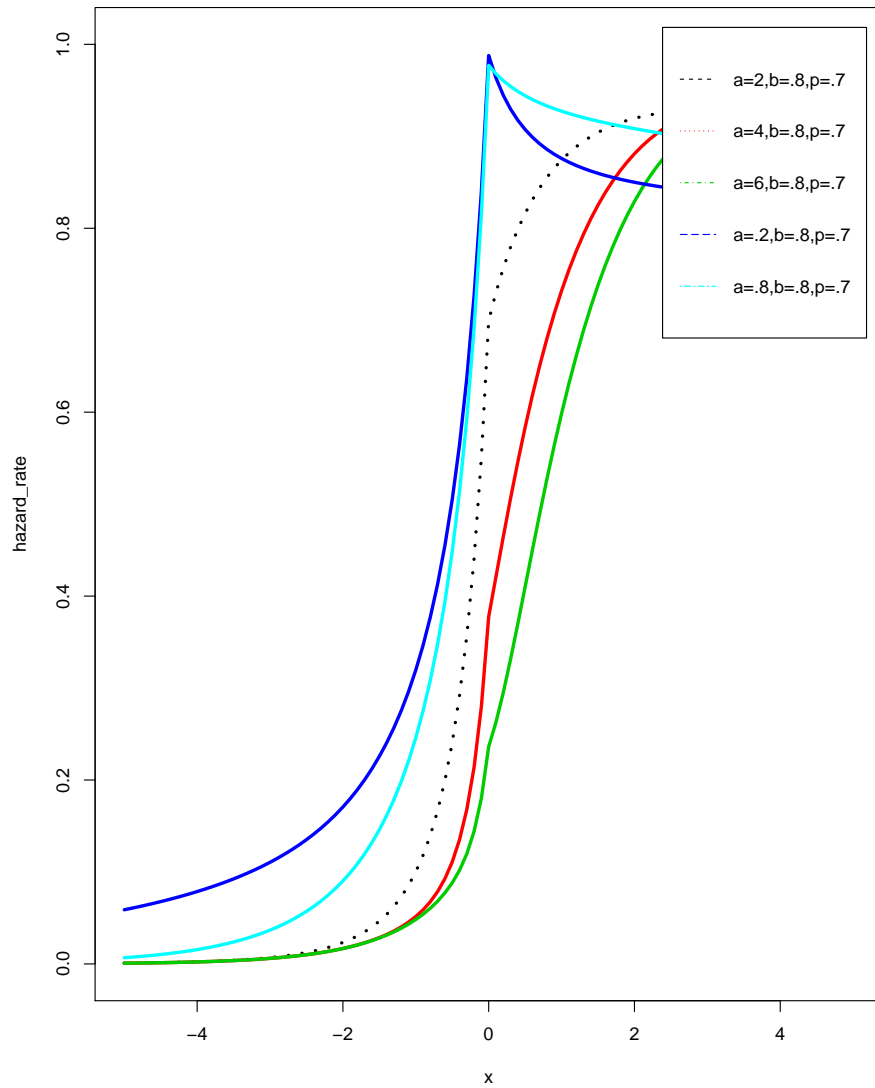


Figure 5.8:  $h(x)$  of *BML* distribution with  $\beta = 0.8, p = 0.7$ , and selected values of  $\alpha$ .

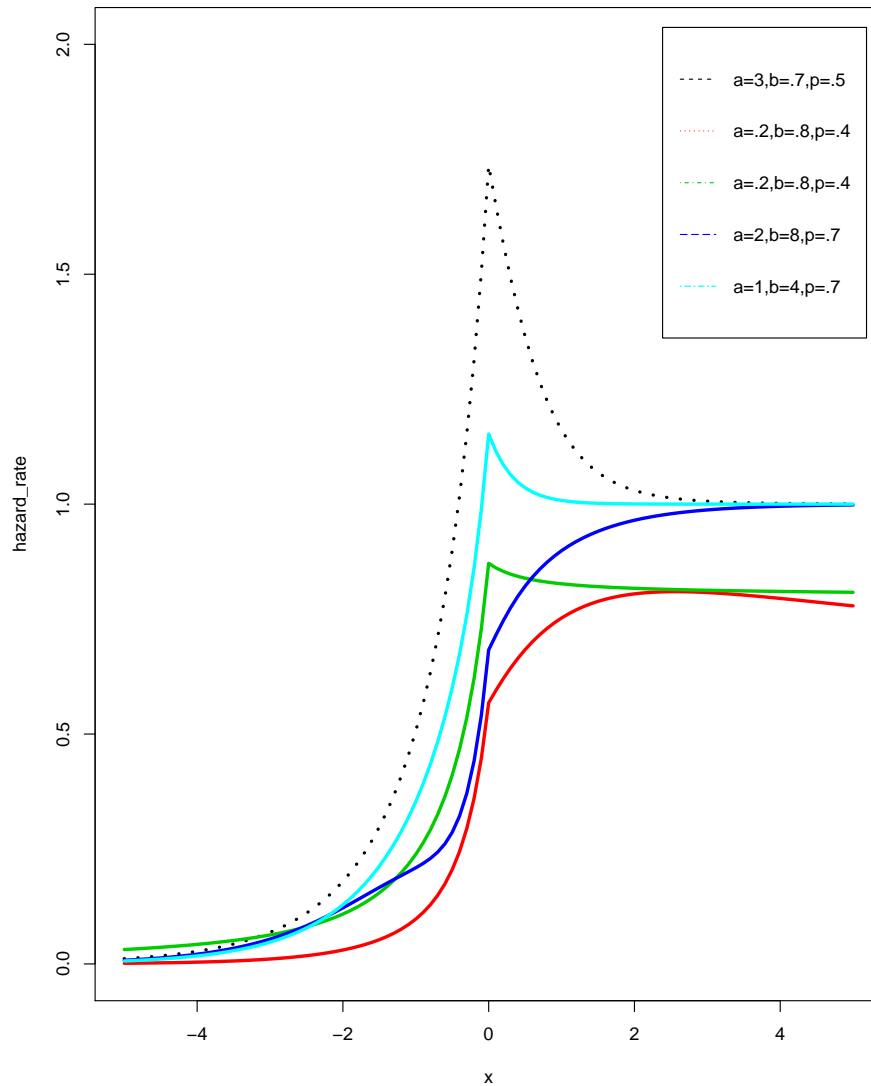


Figure 5.9: Selected graphs of  $h(x)$  for  $BML$  distribution with selected parameters.

The limit of the hazard rate function when  $x \rightarrow 0^+$  is as follows :

$$\lim_{x \rightarrow 0^+} h(x) = \frac{p\alpha\left(\frac{1}{2}\right)^\alpha + (1-p)\beta\left(\frac{1}{2}\right)^\beta}{1 - \frac{p}{2^\alpha} - (1-p)\left[1 - \frac{1}{2}^\beta\right]}. \quad (5.52)$$

We also see that

$$\lim_{x \rightarrow \pm\infty} h(x) = 0. \quad (5.53)$$

## 5.6 Random Variate Generation

In this section, we discuss techniques of random variate generation from *BML* distribution. Since the CDF of this distribution is

$$G(y) = H(F(y)) = p[F(y)]^\alpha + (1-p)[1 - (1 - F(y)^\beta)],$$

so,  $Y \sim BML(\alpha, \beta, p)$  is a mixture of  $BML(\alpha, \beta, 1)$  distribution, with the CDF  $[F(y)]^\alpha$ , and  $BML(\alpha, \beta, 0)$  distribution, with the CDF  $[1 - (1 - F(y)^\beta)]$ .

To generate a random variate  $Y_\alpha$ , which follows the first distribution, we write  $Y_\alpha = F^{-1}(T_1)$ , where  $T_1 \sim Beta(\alpha, 1)$  and  $F$  is the CDF of Laplace distribution,

$$F(x) = \begin{cases} \frac{1}{2}e^x, & x < 0 \\ 1 - \frac{1}{2}e^{-x}, & x \geq 0. \end{cases} \quad (5.54)$$

The inverse function,  $F^{-1}(u)$ , can be obtained as follows :

For  $u < \frac{1}{2}$ , we have

$$\begin{aligned} u = F(x) &= \frac{1}{2}e^x \\ e^x &= 2u \\ x &= \log(2u). \end{aligned}$$

Similarly, for  $u > \frac{1}{2}$ ,

$$\begin{aligned} u = F(x) &= 1 - \frac{1}{2}e^{-x} \\ \frac{1}{2}e^{-x} &= 1 - u \\ e^{-x} &= 2(1 - u) \\ x &= -\log(2(1 - u)). \end{aligned}$$



Combining these facts are obtained the quantile function of the Laplace distribution,  $Q(u) = F^{-1}(u)$ , as follows :

$$Q(u) = \begin{cases} \log(2u), & 0 < u < \frac{1}{2} \\ -\log(2(1-u)), & \frac{1}{2} \leq u < 1. \end{cases} \quad (5.55)$$

To generate a random variate  $Y_\beta$ , which follows the second distribution, we write  $Y_\beta = F^{-1}(T_2)$ , where  $T_2 \sim Beta(1, \beta)$  and  $F(x)$  is as before.

Now, to generate a variate that follows *BML* distribution, one can generate  $Y_\alpha$  and  $Y_\beta$ , as discussed above, and the first with probability  $p$  and the second one with probability  $1 - p$ . The following algorithm provides the necessary steps.

#### **Random variate generation from $BML(\alpha, \beta)$ distribution.**

Step 1: Generate a standard uniform random variable  $U$ .

Step 2: If  $U < p$ , then generate a random variate  $B$  from  $Beta(\alpha, 1)$  distribution. Else, generate random variate  $B$  from  $Beta(1, \beta)$  distribution.

Step 3: Calculate

$$Y = \begin{cases} \log(2B), & 0 < B < \frac{1}{2} \\ -\log(2(1-B)), & \frac{1}{2} \leq B < 1. \end{cases} \quad (5.56)$$

Step 4: Return  $Y$ .

## **5.7 Statistical Inference**

Here we consider the issues of estimating the parameters  $\alpha$  and  $\beta$  from  $BML(\alpha, \beta, p)$  distribution. Let  $X_1, X_2, \dots, X_n$  be a random sample from this distribution, so that the PDF is given by

$$g(x|\alpha, \beta) = \begin{cases} p\alpha(\frac{1}{2}e^x)^\alpha + (1-p)\beta[1 - \frac{1}{2}e^x]^{\beta-1}\frac{1}{2}e^x, & x < 0 \\ p\alpha(1 - \frac{1}{2}e^{-x})^{\alpha-1}\frac{1}{2}e^{-x} + (1-p)\beta(\frac{1}{2}e^{-x})^\beta, & x \geq 0. \end{cases} \quad (5.57)$$

The likelihood function is then of the form

$$L(\alpha, \beta) = \prod_{i=1}^n g(x_i | \alpha, \beta). \quad (5.58)$$

We shall initially assume that the sample size is  $n = 1$ , so that we have just one observation  $X$ , with the likelihood function of the form :

$$L(\alpha, \beta) = \begin{cases} p\alpha(\frac{1}{2}e^x)^\alpha + (1-p)\beta[1 - \frac{1}{2}e^x]^{\beta-1}\frac{1}{2}e^x, & x < 0 \\ p\alpha(1 - \frac{1}{2}e^{-x})^{\alpha-1}\frac{1}{2}e^{-x} + (1-p)\beta(\frac{1}{2}e^{-x})^\beta, & x \geq 0. \end{cases} \quad (5.59)$$

Our objective is to find the values of  $\alpha$  and  $\beta$  that maximize the function  $L(\alpha, \beta)$  in (5.59).

## 5.8 A special case $n = 1$

Our estimation procedure shall depend on the sign of the single observation  $X \sim BML(\alpha, \beta, p)$ . Thus, we have two distinct cases, discussed below

**Case I:**  $x < 0$ . In this case, the likelihood function  $L(\alpha, \beta)$  in (5.59) becomes

$$L(\alpha, \beta) = L_1(\alpha) + L_2(\beta), \quad (5.60)$$

where

$$L_1(\alpha) = p\alpha(\frac{1}{2}e^x)^\alpha, \quad (5.61)$$

and

$$L_2(\beta) = (1-p)\beta(1 - \frac{1}{2}e^x)^{\beta-1}\frac{1}{2}e^x. \quad (5.62)$$

Thus,  $L(\alpha, \beta)$  can be maximized separately for  $\alpha$  and  $\beta$ , by maximizing  $L_1$  with respect to  $\alpha$  and maximizing  $L_2$  with respect to  $\beta$ . We start with the problem of maximizing  $L_1$  with respect to  $\alpha$ . By taking the logarithm of both sides of equation

(5.61) we get,

$$\log L_1(\alpha) = \log(p) + \log(\alpha) + \alpha \log\left(\frac{1}{2}e^x\right). \quad (5.63)$$

Upon differentiating the functions in (5.63) with respect to  $\alpha$ , we obtain

$$\frac{d \log(L_1(\alpha))}{d\alpha} = \frac{1}{\alpha} + \log\left(\frac{1}{2}e^x\right). \quad (5.64)$$

By setting the right hand side of (5.64) to zero, we easily find the critical number to be

$$\hat{\alpha} = -\frac{1}{\log\left(\frac{1}{2}e^x\right)}. \quad (5.65)$$

To determine whether the function has a maximum or minimum value at the critical point, we use the first derivative test. It follows that

$$\frac{d \log L_1(\alpha)}{d\alpha} = \frac{1}{\alpha} + \log\left(\frac{1}{2}e^x\right) > 0 \quad \text{if } \alpha < \hat{\alpha}, \quad (5.66)$$

and

$$\frac{d \log L_1(\alpha)}{d\alpha} = \frac{1}{\alpha} + \log\left(\frac{1}{2}e^x\right) < 0 \quad \text{if } \alpha > \hat{\alpha}. \quad (5.67)$$

Therefore, the log likelihood function (5.63) is increasing when  $\alpha < \hat{\alpha}$  and it is decreasing when  $\alpha > \hat{\alpha}$ . With the largest value occurring at  $\hat{\alpha}$  given by (5.65). We now turn to estimate  $\beta$  based on a single observation of  $X = x$ . Here, we need to maximize the function  $L_2(\beta)$  given by (5.62). Upon taking the logarithm on both sides, we get

$$\log L_2(\beta) = \log(1 - p) + \log(\beta) + (\beta - 1) \log\left(1 - \frac{1}{2}e^x\right) + \log\left(\frac{1}{2}e^x\right). \quad (5.68)$$

Now, when we take the derivative of the function in (5.68) with respect to  $\beta$ , we obtain

$$\frac{d \log(L_2(\beta))}{d\beta} = \frac{1}{\beta} + \log\left(1 - \frac{1}{2}e^x\right). \quad (5.69)$$

To find the critical value of  $\beta$  for which the likelihood function has max/min we set the

function in (5.69) equal to zero and solve for  $\beta$ , which results in a unique value

$$\hat{\beta} = -\frac{1}{\ln(1 - \frac{1}{2}e^x)}. \quad (5.70)$$

To determine whether the likelihood function has a maximum or minimum at the critical point, we will use the first derivative test and conclude that

$$\frac{d \log L_2(\beta)}{d\beta} = \frac{1}{\beta} + \log\left(1 - \frac{1}{2}e^x\right) > 0 \quad \text{if } \beta < \hat{\beta}, \quad (5.71)$$

and

$$\frac{d \log L_2(\beta)}{d\beta} = \frac{1}{\beta} + \log\left(1 - \frac{1}{2}e^x\right) < 0 \quad \text{if } \beta > \hat{\beta}. \quad (5.72)$$

Therefore, the function in (5.68) is increasing when  $\beta < \hat{\beta}$  and it is decreasing when  $\beta > \hat{\beta}$ , so that the maximum occurs at  $\hat{\beta}$ .

**Case 2:**  $x > 0$ . The procedure is quite similar when the sample value is positive. Here, the likelihood function in (5.59) becomes

$$L(\alpha, \beta) = W_1(\alpha) + W_2(\beta), \quad (5.73)$$

where

$$W_1(\alpha) = p\alpha(1 - \frac{1}{2}e^{-x})^{\alpha-1} \frac{1}{2}e^{-x}, \quad (5.74)$$

and

$$W_2(\beta) = (1 - p)\beta(\frac{1}{2}e^{-x})^\beta. \quad (5.75)$$

Once again, the function  $L(\alpha, \beta)$  can be maximized separately for  $\alpha > 0$  and  $\beta > 0$ . we shall start with estimation of  $\alpha$ . By taking the logarithm function on both sides of formula (5.74) we get,

$$\log W_1(\alpha) = \log(p) + \log(\alpha) + (\alpha - 1) \log(1 - \frac{1}{2}e^{-x}) + \log(\frac{1}{2}e^{-x}). \quad (5.76)$$

The derivative of the above function with respect to  $\alpha$  becomes

$$\frac{d \log(W_1(\alpha))}{d\alpha} = \frac{1}{\alpha} + \log\left(1 - \frac{1}{2}e^{-x}\right). \quad (5.77)$$

To find the critical value of  $\alpha$ , we set the derivative in (5.77) equal to zero and solve for  $\alpha$ , which results in

$$\hat{\alpha} = -\frac{1}{\log(1 - \frac{1}{2}e^{-x})}. \quad (5.78)$$

To determine whether this corresponds to a maximum or a minimum value, we will use the first derivative test. Here,

$$\frac{d \log W_1(\alpha)}{d\alpha} = \frac{1}{\alpha} + \log\left(1 - \frac{1}{2}e^{-x}\right) > 0 \quad \text{if } \alpha < \hat{\alpha}. \quad (5.79)$$

and

$$\frac{d \log W_1(\alpha)}{d\alpha} = \frac{1}{\alpha} + \log\left(1 - \frac{1}{2}e^{-x}\right) < 0 \quad \text{if } \alpha > \hat{\alpha}. \quad (5.80)$$

Therefore, the maximum occurs at  $\hat{\alpha}$ .

We now consider estimation of  $\beta$ , where we need to maximize the function  $W_2(\beta)$  in (5.75). Taking the logarithm on both sides of (5.75) we get,

$$\log W_2(\beta) = \log(1 - p) + \log(\beta) + \beta \log\left(\frac{1}{2}e^{-x}\right). \quad (5.81)$$

Now, we take the derivative of the function (5.81) with respect to  $\beta$ , resulting in

$$\frac{d \log(W_2(\beta))}{d\beta} = \frac{1}{\beta} + \log\left(\frac{1}{2}e^{-x}\right). \quad (5.82)$$

To find the critical value of  $\beta$  for which this function attains max/min, we set the derivative equal to zero and solve for  $\beta$ , resulting in

$$\hat{\beta} = -\frac{1}{\ln(\frac{1}{2}e^{-x})}. \quad (5.83)$$

To determine whether this is a maximum or minimum, we use the first derivative test,

$$\frac{d \log W_2(\beta)}{d\beta} = \frac{1}{\beta} + \log \left( \frac{1}{2} e^{-x} \right) > 0 \quad \text{if } \beta < \hat{\beta}. \quad (5.84)$$

and

$$\frac{d \log W_2(\beta)}{d\beta} = \frac{1}{\beta} + \log \left( \frac{1}{2} e^{-x} \right) < 0 \quad \text{if } \beta > \hat{\beta}. \quad (5.85)$$

Therefore, the function is increasing when  $\beta < \hat{\beta}$  and it is decreasing when  $\beta > \hat{\beta}$ . So the function (5.75) has a maximum value at  $\hat{\beta}$  given by (5.83).

We summarize the above calculations through the following result.

**Proposition 5.5.** *Let  $X$  be a single observation from  $BML(\alpha, \beta, p)$  distribution. Then there exist an unique MLEs of  $\alpha$  and  $\beta$ , and they are given by*

$$\hat{\alpha} = \begin{cases} -\frac{1}{\log\left(\frac{e^x}{2}\right)}, & x < 0 \\ -\frac{1}{\log\left(1-\frac{1}{2}e^x\right)}, & x \geq 0. \end{cases} \quad (5.86)$$

and

$$\hat{\beta} = \begin{cases} -\frac{1}{\log\left(1-\frac{e^x}{2}\right)}, & x < 0 \\ -\frac{1}{\log\left(\frac{1}{2}e^x\right)}, & x \geq 0. \end{cases} \quad (5.87)$$

## 5.9 General Case

We now go back to the general case, where we have a random sample  $X_1, X_2, \dots, X_n$  from  $BML(\alpha, \beta, p)$  distribution. The likelihood function is of the form (5.58) with  $g(\cdot)$  given by (5.57). Since maximum likelihood estimation involving maximization of (5.58) is neither complex, we suggest a recommendation of Hossain et al. (2016) and combine the estimates obtained from individual  $\{X_i\}$  into a weighted average to obtain the final estimate. Specifically our procedure is as follows :

Step 1: Estimate  $\alpha$  and  $\beta$  according to (5.86)-(5.87) in Proposition (5.5) from each sample point  $X_i$ , leading to  $n$  pairs

$$(\hat{\alpha}_1, \hat{\beta}_1), (\hat{\alpha}_2, \hat{\beta}_2), \dots, (\hat{\alpha}_n, \hat{\beta}_n). \quad (5.88)$$

Step 2: Combine the estimates (5.88) via the weighted averages,

$$\hat{\alpha} = \sum_{i=1}^n \hat{\alpha}_i w_i, \quad (5.89)$$

$$\hat{\beta} = \sum_{i=1}^n \hat{\beta}_i w_i, \quad (5.90)$$

where the weights, proportional to the likelihood evaluated at the  $i^{th}$  estimate, are given by

$$w_i = \frac{L(\hat{\alpha}_i, \hat{\beta}_i)}{\sum_{j=1}^n L(\hat{\alpha}_j, \hat{\beta}_j)}, \quad (5.91)$$

with  $L$  as in (5.58).

## 5.10 Simulation Result

The following tables from (5.1)-(5.4) is presented the estimated values of *BML* distribution using weighted likelihood estimation method.

Table 5.1: Estimated parameters of *BML* distribution for  $\alpha, \beta \geq 1$ .

n	k	$\alpha$	$\hat{\alpha}$	MSE	$\beta$	$\hat{\beta}$	MSE( $\hat{\beta}$ )
1	10000	1	1.722293	13.21667	2	8.1652	48.8299
10	10000	1	1.241041	0.1723607	2	2.510154	11.50961
50	10000	1	1.114591	0.03346608	2	2.03774	0.1127001
80	10000	1	1.095235	0.0214523	2	2.029866	0.06523504
100	10000	1	1.087628	0.01728452	2	2.02997	0.0508898

Table 5.2: Estimated parameters of *BML* distribution for  $\alpha \geq 1$  and  $0 < \beta < 1$ .

n	k	$\alpha$	$\hat{\alpha}$	MSE	$\beta$	$\hat{\beta}$	MSE( $\hat{\beta}$ )
1	10000	2	41.66873	296.9668	0.9	1.370306	5.019549
10	10000	2	2.521222	1.530615	0.9	1.149045	0.2211706
50	10000	2	2.225727	0.1730746	0.9	1.028014	0.03258948
80	10000	2	2.204947	0.1131908	0.9	1.017985	0.02332787
100	10000	2	2.197811	0.09450559	0.9	1.015069	0.02066828

Table 5.3: Estimated parameters of *BML* distribution for  $0 < \alpha < 1$  and  $\beta \geq 1$ .

n	k	$\alpha$	$\hat{\alpha}$	MSE	$\beta$	$\hat{\beta}$	MSE( $\hat{\beta}$ )
1	10000	0.9	1.398884	13.12406	2	15.15379	259.9138
10	10000	0.9	1.142916	0.2069947	2	2.530062	1.510668
50	10000	0.9	1.028462	0.03280372	2	2.224754	0.1729768
80	10000	0.9	1.019391	0.02359852	2	2.200844	0.1093862
100	10000	0.9	1.016459	0.02087915	2	2.193817	0.09244837

Table 5.4: Estimated parameters of *BML* distribution for  $\alpha, \beta < 1$ .

n	k	$\alpha$	$\hat{\alpha}$	MSE	$\beta$	$\hat{\beta}$	MSE( $\hat{\beta}$ )
1	10000	0.8	39.97228	2969750	0.9	29.29763	216377.2
10	10000	0.8	1.337916	1.788733	0.9	4.045057	341.8288
50	10000	0.8	1.014848	0.0890033	0.9	2.420546	2.714263
80	10000	0.8	0.9973678	0.06406065	0.9	2.36158	2.364395
100	10000	0.8	0.9911185	0.05594836	0.9	2.34409	2.264043

The estimated values  $\hat{\alpha}$  and  $\hat{\beta}$  from the tables (5.1)-(5.4) are the average values based on  $k = 10000$  estimated values. The mean square errors are also calculated on the basis of this  $k$  iterations as well.

From the above tables, it is clear that the estimated values  $\hat{\alpha}$  and  $\hat{\beta}$  are converging to the true values of  $\alpha$  and  $\beta$  as the sample size increases.



## REFERENCES

- [1] Akinsete, A., Famoye F. and Lee, C. (2008). The beta-Pareto distribution, *Statistics, Computers and Mathematics with Application*, **42**(6), 547-563.
- [2] Akinsete, A., Famoye, F. and Lee, C. (2014). The Kumaraswamy geometric distribution. *Journal of Statistical Distributions and Applications*, **1**(1), 17.
- [3] Akinsete, A. and Lowe, C. (2009). Beta-Rayleigh distribution in reliability measure, *Section on Physical and Engineering Sciences, In. Proceedings of the American Statistical Association*, **1**, 3103-3107.
- [4] Alizadeh, M., Tahir, M.H., Cordeiro, G.M., Mansoor, M., Zubair, M. and Hamedani, G.G. (2015). The Kumaraswamy Marshal-Olkin family of distributions, *Journal of the Egyptian Mathematical Society*, **23**, 546-557.
- [5] Alshawarbeh, E., Famoye, F. and Lee, C. (2013). Beta-Cauchy distribution: Some properties and applications, *Journal of Statistical Theory and Applications*, **12**(4), 378-391.
- [6] Alshawarbeh, E., Lee, C. and Famoye, F. (2012). The beta-Cauchy distribution, *Journal of Probability and Statistical Science*, **10**, 41-57.
- [7] Amusan, G.E. (2010). The Beta Maxwell distribution, *Master's Thesis, Marshall Digital Scholar*.

- [8] Arnold, B.C. and Beaver, R.J. (2000). The skew-Cauchy distribution, *Statistics and Probability Letters*, **49**, 285-290.
- [9] Aryal, G. and Zhang, Q. (2016). Characterizations of Kumaraswamy Laplace distribution with applications, *Economic Quality Control*, **31**(2), 59-70.
- [10] Azzalini, A. (1985). A class of distributions which includes the normal ones, *Scandinavian Journal of Statistics*, **12**, 171-178.
- [11] Azzalini, A. (1986). Further results on a class of distributions which includes the normal ones, *Statistica Sinica*, **46**, 199-208.
- [12] Barreto-Souza, W., Cordeiro, G.M. and Simas, A.B. (2011). Some results for beta Fréchet distribution, *Communications in Statistics-Theory and Methods*, **40**(5), 798-811.
- [13] Barreto-Souza, W., Santos, A.H. and Cordeiro, G.M. (2010). The beta generalized exponential distribution, *Journal of Statistical Computation and Simulation*, **80**(2), 159-172.
- [14] Behairy, S.M., AL-Dayian, G.R. and EL-Helbawy, A.A. (2016). The Kumaraswamy-Burr Type III distribution: properties and estimation, *British Journal of Mathematics and Computer Science*. **14**(2), 1-2.
- [15] Bidram, H. (2012). The beta exponential-geometric distribution, *Communications in Statistics-Simulation and Computation*, **41**(9), 1606-1622.
- [16] Bidram, H., Behboodian, J. and Towhidi, M. (2013). The beta Weibull-geometric distribution, *Journal of Statistical Computation and Simulation*, **83**(1), 52-67.
- [17] Bourguignon, M., Silva, R.B., Zea, L.M. and Cordeiro, G.M. (2012). The Kumaraswamy Pareto distribution, *Journal of Statistical Theory and Applications*, **12**, 129-144.

- [18] Castellares, F., Montenegro, L.C. and Cordeiro, G.M. (2011). The beta log-normal distribution, *Journal of Statistical Computation and Simulation*, **83**, 203-228.
- [19] Chukwu, A.U. and Ogunde, A.F. (2016). On Kumaraswamy Gompertz Makeham distribution, *American Journal of Mathematics and Statistics*, **6**(3), 122-127.
- [20] Cordeiro, G.M. and Brito, R.D.S. (2012). The beta power distribution, *Brazilian Journal of Probability and Statistics*, **26**(1), 88-112.
- [21] Cordeiro, G.M., Castellares, F., Montenegro, L.C. and de Castro, M. (2013). The beta generalized gamma distribution, *Statistics*, **47**(4), 888-900.
- [22] Cordeiro, G.M., Cristino, C.T., Hashimoto, E.M. and Ortega, E.M.M. (2013). The beta generalized Rayleigh distribution with applications to lifetime data, *Statistical Papers*, 1-29.
- [23] Cordeiro, G.M. and De Castro, M. (2011). A new family of generalized distributions, *Journal of Statistical Computation and Simulation*, **81**, 883-898.
- [24] Cordeiro, G.M., Gomes, A.E., da-Silva, C.Q., and Ortega, E.M.M. (2013). The beta exponentiated Weibull distribution, *Statistical Papers*, **83**(1), 114-138.
- [25] Cordeiro, G.M., Junior, A.C., Demetrio, C.G., Ortega, E.M.M. and Pescim, R.R. (2014). Some new results for the Kumaraswamy modified Weibull distribution, *Journal of Statistical Theory and Applications*, **13**, 86-104.
- [26] Cordeiro, G.M. and Lemonte, A.J. (2011). The beta Laplace distribution, *Statistics and Probability Letters*, **81**, 973-982.
- [27] Cordeiro, G.M. and Lemonte, A.J. (2011). The Beta-half-Cauchy distribution, *Journal of Probability and Statistics*, **5**(18).

- [28] Cordeiro, G.M. and Lemonte, A.J. (2011). The  $\beta$ -Birnbaum-Saunders distribution: an improved distribution for fatigue life modeling, *Computational Statistics and Data Analysis*, **55**(3), 1445-1461.
- [29] Cordeiro, G.M., Nadarajah, S. and Ortega, E.M.M. (2012). The Kumaraswamy Gumbel distribution, *Statistical Methods and Applications*, **21**(2), 139-168.
- [30] Cordeiro, G.M., Nobre, J.S., Pescim, R.R. and Ortega, E.M.M. (2012). The beta Moyal: A useful-skew distribution, *International Journal of Research and Reviews in Applied Sciences*, **10**(2), 171-192.
- [31] Cordeiro, G.M., Ortega, E.M.M. and Nadarajah, S. (2010). The Kumaraswamy Weibull distribution with application to failure data, *Journal of the Franklin Institute*, **347**, 1399-1429.
- [32] Cordeiro, G.M., Ortega, E.M.M. and Silva, G.O. (2014). The Kumaraswamy modified Weibull distribution: theory and applications, *Journal of Statistical Computation and Simulation*, **84**(7), 1387-1411.
- [33] Cordeiro, G.M., Pescim, R.R. and Ortega, E.M.M. (2012). The Kumaraswamy generalized half-normal distribution for skewed positive data, *Journal of Data Science*, **10**, 195-224.
- [34] Cordeiro, G.M., Ortega, E.M.M. and Silva, G.O. (2012). The beta extended Weibull family, *Journal of Probability and Statistical Science*, **10**(10), 15-40.
- [35] Cordeiro, G.M., Silva, G.O. and Ortega, E.M.M. (2013). The beta-Weibull geometric distribution, *Statistics*, **47**(4), 817-834.
- [36] Cordeiro, G.M., Silva, G.O., Pescim, R.R. and Ortega, E.M.M. (2014). General properties for the beta extended half-normal model, *Journal of Statistical Computation and Simulation*, **84**(4), 881-901.

- [37] Cordeiro, G.M., Simas, A.B. and Stosic, B.D. (2011). Closed form expressions for moments of the beta Weibull distribution, *Anais da Academia Brasileira de Ciências*, **83**(2), 357-373.
- [38] Correa, M.A., Nogueira, D.A. and Ferreira, E.B. (2012). Kumaraswamy normal and Azzalini's skew normal modeling asymmetry, *Sigmae*, **1**(1), 65-83.
- [39] da Silva, R.C., Sanchez, J.J., Lima, F.P. and Cordeiro, G.M. (2015). The Kumaraswamy Gompertz distribution, *Journal of Data Science*, **13**(2), 241-259.
- [40] de Pascoa, M.A., Ortega, E.M.M. and Cordeiro, G.M. (2011). The Kumaraswamy generalized gamma distribution with application in survival analysis, *Statistical Methodology*, **8**(5), 411-433.
- [41] de Santana, T.V.F., Ortega, E.M.M., Cordeiro, G.M., and Silva, G.O. (2012). The Kumaraswamy log-logistic distribution, *Journal of Statistical Theory and Applications*, **11**(3), 265-291.
- [42] Diab, L.S. and Hiba, Z.M. (2015). Statistical properties of Kumaraswamy exponentiated gamma distribution, *International Journal of Reliability and Applications*, **16**(2), 81-98.
- [43] Dias, C.R.B., Alizadeh, M. and Cordeiro, G.M. (2016). The beta Nadarajah-Haghighi distribution, *Hacettepe University Bulletin of Natural Sciences and Engineering Series B: Mathematics and Statistics*.
- [44] Domma, F. and Condino, F. (2013). The Beta-Dagum distribution: definition and properties, *Communications in Statistics - Theory and Methods*, **42**(22), 4070-4090.
- [45] Elbatal, I. (2013). Kumaraswamy linear exponential distribution, *Pioneer Journal of Theory and Applied Statistics*, **5**, 59-73.

- [46] Elbatal, I. (2013). Kumaraswamy generalized linear failure rate distribution, *Indian Journal of Computational Applied Mathematics*, **1**, 61-78.
- [47] Elbatal, I. (2013). The Kumaraswamy exponentiated Pareto distribution, *Economic Quality Control*, **28**, 1-8.
- [48] Elbatal, I. and Kareem, A. (2014). Statistical properties of Kumaraswamy exponentiated Lomax distribution, *Journal of Modern Mathematics and Statistics*, **8**, 1-7.
- [49] El-Damcese, M.A., Mustafa, A., El-Desouky, B.S. and Mustafa, M.E. (2016). The Kumaraswamy flexible Weibull extension, *International Journal of Mathematics and its Applications*, **4**, 1-14.
- [50] Eugene, N., Lee, C. and Famoye, F. (2002). Beta-normal distribution and its applications, *Communication in Statistics-Theory and Methods*, **31**, 497-512.
- [51] Famoye, F., Lee, C. and Eugene, N. (2004). Beta-normal distribution: bimodality properties and applications, *Journal of Modern Applied Statistical Methods*, **3**, 85-103.
- [52] Famoye, F., Lee, C. and Olumolade, O. (2005). The beta-Weibull distribution, *Journal of Statistical Theory and Applications*, **4**(2), 121-138.
- [53] Ferreira, J.T A.S. and Steel, M.F.J. (2006). A constructive representation of univariate skewed distributions, *Journal of the American Statistical Association*, **101**(474), 823-829.
- [54] Fischer, M.J. and Vaughan, D. (2016). The beta-hyperbolic secant distribution, *Austrian Journal of Statistics*, **39**(3), 245-258.
- [55] Ghosh, I. (2014). The Kumaraswamy-half-Cauchy distribution: properties and applications, *Journal of Statistical Theory and Applications*, **13**(2), 122-134.

- [56] Gomes, A.E., da-Silva, C.Q., Cordeiro, G.M. and Ortega, E.M.M. (2013). The beta Burr III model for lifetime data, *Brazilian Journal of Probability and Statistics*, **27**(4), 502-543.
- [57] Gomes, A.E., da-Silva, C.Q., Cordeiro, G.M. and Ortega, E.M.M. (2014). A new lifetime model: the Kumaraswamy generalized Rayleigh distribution, *Journal of Statistical Computation and Simulation*, **84**(2), 290-309.
- [58] Gupta, A.K., Chang, F.C. and Huang, W.J. (2002). Some skew-symmetric models, *Random Operation Stochastic Equations*, **10**, 133-140.
- [59] Gupta, A.K. and Nadarajah, S. (2004). On the moments of the beta normal distribution, *Communication in Statistics-Theory and Methods*, **31**, 1-13.
- [60] Gupta, A.K. and Nadarajah, S. (2006). Beta Bessel distribution, *International Journal of Mathematics and Mathematical Sciences*, **2006**.
- [61] Hanook, S., Shahbaz, M.Q., Mohsin, M. and Golam Kibria, B.M. (2013). A note on beta inverse-Weibull distribution, *Communications in Statistics-Theory and Methods*, **42**(2), 320-335.
- [62] Huang, S. and Oluyede, B.O. (2014). Exponentiated Kumaraswamy-Dagum distribution with applications to income and lifetime data, *Journal of Statistical Distributions and Applications*, **1**(20), 1-20.
- [63] Hossain, M.M., Kozubowski, T.J. and Podórski, K. (2016). A novel weighted likelihood estimation with empirical Bayes flavor, *Communications in Statistics : Simulation and Computation*, <http://dx.doi.org/10.1080/03610918.2016.1197246>, 2016.
- [64] Hussian, M.A. (2013). Estimation of  $P(Y < X)$  for the class of Kumaraswamy-G distributions, *Australian Journal of Basic Applied Science*, **7**, 158-169.

- [65] Jafari, A.A. and Mahmoudi, E. (2012). Beta-linear failure rate distribution and its applications, *arXiv preprint [arXiv:1212.5615](https://arxiv.org/abs/1212.5615)*.
- [66] Jafari, A.A., Tahmasebi, S. and Alizadeh, M. (2014). The beta-Gompertz distribution, *Revista Colombiana de Estadística*, **37**(1), 141-158.
- [67] Jalmar, M.F., Silvia, C., Ferrari, L.P. and Cordeiro, G.M. (2009). A new generalized Kumaraswamy distribution, <http://arxiv.org/abs/1004.0911v1>.
- [68] Javanshiri, Z. and Maadooliat, M. (2014). Beta Burr XII or five parameter beta Lomax distribution: remarks and characterizations, *Journal of Statistical Theory and Applications*, **13**(2), 105-110.
- [69] Johnson, N.L., Kotz, S. and Balakrishnan, N. (1995). Continuous Univariate Distributions, *John Wiley and Sons, New York*.
- [70] Jones, M.C. (2004). Families of distributions arising from distributions of order statistics, *Test*, **13**(1), 1-43.
- [71] Jones, M.C. (2004). The moments of the beta-normal distribution with integer parameters are the moments of order statistics from the normal distribution (letter), *Communications in Statistics-Theory and Methods*, **33**, 2869-2870.
- [72] Jones, M.C. (2009). Kumaraswamy's distribution: a beta-type distribution with tractability advantages, *Statistical Methodology*, **6**, 70-81.
- [73] Kong, L., Lee, C. and Sepanski, J.H. (2007). On the properties of beta-gamma distribution, *Journal of Modern Applied Statistical Methods*, **6**(1), 18.
- [74] Kozubowski, T.J. and Nadarajah, S. (2008). The beta-Laplace distribution, *Journal of Computational Analysis and Applications*, **10**(3), 305-318.
- [75] Kumaraswamy, P. (1980). Generalized probability density-function for double-bounded random-processes, *Journal of Hydrology*, **46**, 79-88.



- [76] Leão, J., Saulo, H., Bourguignon, M., Cintra, R., Rêgo, L. and Cordeiro, G.M (2013). On some properties of the beta inverse Rayleigh distribution, *Chilean Journal of Statistics*, **4**(2), 111-131.
- [77] Lee, C., Famoye, F. and Alzaatreh, A.Y. (2013). Methods for generating families of univariate continuous distributions in the recent decades, *WIREs Computational Statistics*, **5**, 219-238.
- [78] Lee, C., Famoye, F. and Olumolade, O. (2007). Beta-Weibull distribution: Some properties and applications to censored data, *Journal of Modern Applied Statistical Methods*, **6**(1), 176-186.
- [79] Lemonte, A.J. (2014). The beta log-logistic distribution, *Brazilian Journal of Probability and Statistics*, **28**(3), 313-332.
- [80] Lourenzutti, R., Duarte, D. and Azevedo, M. (2014). The Beta truncated Pareto distribution, *Unpublished Manuscript*.
- [81] Ma, Y. and Genton, M.G. (2004). Flexible class of skew-symmetric distributions, *Scandinavian Journal of Statistics*, **31**, 459-468.
- [82] Mahmoud, M.R. and Mandouh, R.M. (2012). Parameter estimation of beta-Weibull distribution based on censored samples. *Journal of Applied Science Research*, **8**, 390-400.
- [83] Mahmoud, M.R. and Mandouh, R.M. (2012). Maximum likelihood estimation of two unknown parameter of beta-Weibull distribution under type II censored samples, *Applied Mathematical Sciences*, **6**(48), 2369-2384.
- [84] Mahmoud, M.R. and Mandouh, R.M. (2012). Maximum likelihood estimation of three unknown parameter of beta-Weibull distribution under type II censored samples, *Journal of Applied Science Research*, **8**, 2221-2231.

- [85] Mahmoudi, E. (2011). The beta generalized Pareto distribution with application to lifetime data, *Mathematics and Computers in Simulation*, **81**(11), 2414-2430.
- [86] Mamei, V. (2015). The Kumaraswamy skew-normal distribution, *Statistics and Probability Letters*, **104**, 75-81.
- [87] Mamei, V. and Musio, M. (2013). A generalization of the skew-normal distribution: the beta skew-normal, *Communications in Statistics-Theory and Methods*, **42**(12), 2229-2244.
- [88] McDonald, J.B. and Richards, D.O. (1987). Some generalized models with application to reliability, *Journal of Statistical Planning and Inference*, **16**, 365-376.
- [89] Merovci, F., Khalee, M.A., Ibrahim, N.A. and Shitan, M. (2016). The beta Burr type X distribution: properties with application, *SpringerPlus*, **5**(1), 1-18.
- [90] Merovci, F. and Sharma, V.K. (2014). The beta-Lindley distribution: properties and applications, *Journal of Applied Mathematics*, **2014**.
- [91] Mir Mostafaei, S.M.T.K., Mahdizadeh, M. and Nadarajah, S. (2015). The beta Lindley distribution, *Journal of Data Science*, **13**, 603-626.
- [92] Mohammed, B.E. (2014). Statistical properties of Kumaraswamy-generalized exponentiated exponential distribution, *International Journal of Computer Applications*, **94**(4).
- [93] Morais, A.L., Cordeiro, G.M. and Cysneiros, A.H. (2013). The beta generalized logistic distribution, *Brazilian Journal of Probability and Statistics*, **27**(2), 185-200.
- [94] Nadarajah, S. (2005). Exponentiated beta distributions, *Computers and Mathematics with Application*, **49**, 1029-1035.

- [95] Nadarajah, S. (2008). On the distribution of Kumaraswamy, *Journal of Hydrology*, **348**, 568-569.
- [96] Nadarajah, S., Cordeiro, G.M. and Ortega, E.M.M. (2011). General results for the Kumaraswamy-G distribution. *Journal of Statistical Computation and Simulation*, **83**(7), 951-979.
- [97] Nadarajah, S., Cordeiro, G.M. and Ortega, E.M.M. (2011). General results for the beta-modified Weibull distribution, *Journal of Statistical Computation and Simulation*, **81**(10), 1211-1232.
- [98] Nadarajah, S. and Eljabri, S. (2013). The Kumaraswamy generalized Pareto distribution, *Journal of Data Science*, **7**(2), 739-766.
- [99] Nadarajah, S. and Gupta, A.K. (2004). The beta Fréchet distribution, *Far East Journal of Theoretical Statistics*, **14**, 15-24.
- [100] Nadarajah, S. and Kotz, S. (2004). The beta Gumbel Distribution, *Mathematical Problems in Engineering*, **4**, 323-332.
- [101] Nadarajah, S. and Kotz, S. (2006). Skew distributions generated from different families. *Acta Applicandae Mathematica*, **91**, 1-37.
- [102] Nadarajah, S. and Kotz, S. (2006). The beta-exponential distribution, *Reliability Engineering and System Safety*, **91**(1), 689-697.
- [103] Nadarajah, S., Nassiri, V. and Mohammadpour, A. (2014). Truncated-exponential skew-symmetric distributions, *A Journal of Theoretical and Applied Statistics*, **48**(4), 872-895.
- [104] Nassar, M.M. (2016). The Kumaraswamy-Laplace distribution, *Pakistan Journal of Statistics and Operation Research*. **12**(4), 609-624.

- [105] Nassar, M.M. and Nada, N. K. (2011). The beta generalized Pareto distribution, *Journal of Statistics: Advances in Theory and Applications*, **6**, 1-17.
- [106] Oluyede, B.O., Yang, T. and Omolo, B. (2015). A generalized class of Kumaraswamy Lindley distribution with applications to life time data, *Journal of Computations and Modeling*, **5**(1), 27-70.
- [107] Paranaíba, P.F., Ortega, E.M.M., Cordeiro, G.M. and Pascoa, M.D. (2013). The Kumaraswamy Burr XII distribution: theory and practice, *Journal of Statistical Computation and Simulation*, **83**(11), 2117-2143.
- [108] Paranaíba, P.F., Ortega, E.M.M., Cordeiro, G.M. and Pescim, R.R. (2011). The beta Burr XII distribution with application to lifetime data, *Computational Statistics and Data Analysis*, **55**(2), 1118-1136.
- [109] Pascoa, A.R.M., Ortega, E.M.M. and Cordeiro, G.M. (2011). The Kumaraswamy generalized gamma distribution with application in survival analysis. *Statistical Methodology*, **8**(5), 411-433.
- [110] Pescim, R.R., Cordeiro, G.M., Demétrio, C.G., Ortega, E.M.M. and Nadarajah, S. (2012). The new class of Kumaraswamy beta generalized distributions, *Sort*, **36**(2), 153-180.
- [111] Pescim, R.R., Demétrio, C.G., Cordeiro, G.M., Ortega, E.M.M. and Urbano, M.R. (2010). The beta generalized half-normal distribution, *Computational Statistics and Data Analysis*, **54**(4), 945-957.
- [112] Rajab, M., Aleem, M., Nawaz, T., Louzada, F. and Daniyal, M. (2013). On five parameter beta Lomax distribution, *Journal of Statistics*, **20**(1), 118-17.
- [113] Rêgo, L.C., Cintra, R.J. and Cordeiro, G.M. (2012). On some properties of the beta normal distribution, *Communications in Statistics-Theory and Methods*, **41**(20), 3722-3738.

- [114] Rocha, R., Nadarajah, S., Tomazella, V., Louzada, F. and Eudes, A. (2015). New defective models based on the Kumaraswamy family of distributions with application to cancer data sets, *Statistical Methods in Medical Research*, **0**(0), 1-23.
- [115] Saulo, H., Leao, J. and Bourguignon, M. (2012). The Kumaraswamy Birnbaum-Saunders distribution, *Journal of Statistical Theory and Practice*, **6**(4), 745-759.
- [116] Sayed, E., Sherpieny, A.E. and Ahmed, M.A. (2014). On the Kumaraswamy Kumaraswamy distribution, *International Journal of Basic and Applied Sciences*, **3**(4), 372-381.
- [117] Selim, M.A. and Badr, A.M. (2016). The Kumaraswamy generalized power Weibull distribution, *Mathematical Theory and Modeling*, **6**(2), 110-124.
- [118] Shahbaz, M.Q., Shahbaz, S. and Butt, N.S. (2012). The Kumaraswamy-inverse Weibull distribution, *Pakistan Journal of Statistics and Operation Research*, **8**(3), 479-489.
- [119] Shams, M.T. (2013). The Kumaraswamy generalized exponentiated Pareto distribution, *European Journal of Applied Sciences*, **5**(3), 92-99.
- [120] Shittu, O.I. and Adepoju, K.A. (2012). On the Beta-Nakagami distribution, *Progress in Applied Mathematics*, **5**(1), 49-58.
- [121] Silva, G.O., Ortega, E.M.M. and Cordeiro, G.M. (2010). The beta modified Weibull distribution, *Lifetime Data Analysis*, **16**(3), 409-430.
- [122] Singla, N., Jain, K. and Sharma, S.K. (2012). The beta generalized Weibull distribution: properties and applications, *Reliability Engineering and System Safety*, **102**, 5-15.

- [123] Tahir, M.H. and Nadarajah, S. (2015). Parameter induction in continuous univariate distributions: Well-established G families, *Anais da Academia Brasileira de Ciências*, **87**(2), 539-568.
- [124] Xiaohu, L., Yanyan, H. and Xueyan, Z. (2011). The Kumaraswamy binomial distribution, *Chinese Journal of Applied Probability and Statistics*, **27**(5), 511-521.

## APPENDIX A

### R code used in this thesis paper

#### A.1 Plot the probability density of beta- mixture Laplace distribution using different P values. see figure (5.1)

```
#####
## Mixture laplace distribution
## Probability density plot of beta mixture laplace distribution
## Input : x, alpha, beta, p
## Output: density Plot for different P values when alpha and beta are fixed
#####

density <- function(x, alpha,beta,p) {
  if(x < 0) {
    p*alpha*(0.5*exp(x))^(alpha)+(1-p)*beta*(1-0.5*exp(x))^(beta-1)*(0.5*exp(x))
  } else if(x >= 0) {
    p*alpha*(1-0.5*exp(-x))^(alpha-1)*(0.5*exp(-x))+(1-p)*beta*(0.5*exp(-x))^(beta)
  }
}

#x <- seq(-1,1,0.1)
x <-seq(-5,5,0.1)
plot(x, sapply(x, density, alpha=2, beta=3,p=0.5),ylim=c(0,0.5),type = "l" ,
```

```

lwd=3,lty=3)
lines(x, sapply(x, density, alpha=2, beta=3,p=0.1),type = "l" ,lwd=3,col="2")
lines(x, sapply(x, density, alpha=2, beta=3,p=0.3),type = "l" ,lwd=3,col="3")
lines(x, sapply(x, density, alpha=2, beta=3,p=0.7),type = "l" ,lwd=3,col="4")
lines(x, sapply(x, density, alpha=2, beta=3,p=0.9),type = "l" ,lwd=3,col="5")
legend("topright",inset=0.02,legend=c("a=2,b=3,p=.5","a=2,b=3,p=.1","a=2,b=3,
p=.3","a=2,b=3,p=.7","a=2,b=3,p=.9"),col=c("black","2","3","4","5"),lty=2:6)

```

## A.2 Plot the probability density of beta- mixture Laplace distribution using different $\alpha$ values. see figure (5.2)

```

#####
## Mixture laplace distribution
## Probability density plot of beta mixture laplace distribution
## Input : x, alpha, beta, p
## Output: density Plot for different alpha values when p and beta are fixed
#####

density <- function(x, alpha,beta,p) {
  if(x < 0) {
    p*alpha*(0.5*exp(x))^(alpha)+(1-p)*beta*(1-0.5*exp(x))^(beta-1)*(0.5*exp(x))
  } else if(x >= 0) {
    p*alpha*(1-0.5*exp(-x))^(alpha-1)*(0.5*exp(-x))+(1-p)*beta*(0.5*exp(-x))^(beta)
  }
}

#x <- seq(-1,1,0.1)

```



```

x <-seq(-5,5,0.1)
plot(x, sapply(x, density, alpha=2, beta=5,p=0.7),ylim=c(0,0.5),type = "l" ,
lwd=3,lty=3)
lines(x, sapply(x, density, alpha=.8, beta=5,p=0.7),type = "l" ,lwd=3,col="2")
lines(x, sapply(x, density, alpha=1, beta=5,p=0.7),type = "l" ,lwd=3,col="3")
lines(x, sapply(x, density, alpha=.7, beta=5,p=0.7),type = "l" ,lwd=3,col="4")
lines(x, sapply(x, density, alpha=.9, beta=5,p=0.7),type = "l" ,lwd=3,col="5")
legend("topright",inset=0.02,legend=c("a=2,b=5,p=.7","a=.8,b=5,p=.7","a=1,b=5,
p=.7","a=.7,b=5,p=.7","a=.9,b=5,p=.7"),col=c("black","2","3","4","5"),lty=2:6)

```

### A.3 Plot the probability density of beta- mixture Laplace distribution using different $\beta$ values. see figure (5.3)

```

#####
## Mixture laplace distribution
## Probability density plot of beta mixture laplace distribution
## Input : x, alpha, beta, p
## Output: density Plot for different beta values when alpha and P are fixed
#####

density <- function(x, alpha,beta,p) {
  if(x < 0) {
    p*alpha*(0.5*exp(x))^(alpha)+(1-p)*beta*(1-0.5*exp(x))^(beta-1)*(0.5*exp(x))
  } else if(x >= 0) {
    p*alpha*(1-0.5*exp(-x))^(alpha-1)*(0.5*exp(-x))+(1-p)*beta*(0.5*exp(-x))^(beta)
  }
}

```

```

#x <- seq(-1,1,0.1)
x <-seq(-5,5,0.1)
plot(x, sapply(x, density, alpha=2, beta=5,p=0.7),ylim=c(0,.5),type = "l" ,
lwd=3,lty=3)
lines(x, sapply(x, density, alpha=2, beta=.2,p=0.7),type = "l" ,lwd=3,col="2")
lines(x, sapply(x, density, alpha=2, beta=.8,p=0.7),type = "l" ,lwd=3,col="3")
lines(x, sapply(x, density, alpha=2, beta=3,p=0.7),type = "l" ,lwd=3,col="4")
lines(x, sapply(x, density, alpha=2, beta=6,p=0.7),type = "l" ,lwd=3,col="5")
legend("topright",inset=0.02,legend=c("a=2,b=5,p=.7","a=2,b=.2,p=.7","a=2,b=.8,
p=.7","a=2,b=3,p=.7","a=2,b=6,p=.7"),col=c("black","2","3","4","5"),lty=2:6)

```

#### A.4 Plot the cumulative distribution function of beta- mixture Laplace distribution using different P values. see figure (5.4)

```

#####
## Mixture laplace distribution
## Cumulative distribution function plot of beta mixture laplace distribution
## Input : x, alpha, beta, p
## Output: Plot for different P values when alpha and beta are fixed
#####

density <- function(x, alpha,beta,p) {
  if(x < 0) {
    p*(0.5*exp(x))^(alpha)+(1-p)*(1-(1-0.5*exp(x))^(beta))
  } else if(x >= 0) {
    p*(1-0.5*exp(-x))^(alpha)+(1-p)*(1-(0.5*exp(-x))^(beta))
  }
}

```

```

}
}
x=10
density(x,10,10,0.5)
#x <- seq(-1,1,0.1)
x <-seq(-5,5,0.1)
plot(x, sapply(x, density, alpha=2, beta=5,p=0.5),ylim=c(0,1),type = "l" ,
lwd=3,lty=3)
lines(x, sapply(x, density, alpha=2, beta=5,p=0.1),type = "l" ,lwd=3,col="2")
lines(x, sapply(x, density, alpha=2, beta=5,p=0.3),type = "l" ,lwd=3,col="3")
lines(x, sapply(x, density, alpha=2, beta=5,p=0.7),type = "l" ,lwd=3,col="4")
lines(x, sapply(x, density, alpha=2, beta=5,p=0.9),type = "l" ,lwd=3,col="5")
legend("topright",inset=0.02,legend=c("a=2,b=5,p=.5","a=2,b=5,p=.1","a=2,b=5,
p=.3","a=2,b=5,p=.7","a=2,b=5,p=.9"),col=c("black","2","3","4","5"),lty=2:6)

```

**A.5 Plot the cumulative distribution function of beta- mixture Laplace distribution using different  $\alpha$  values. see figure (5.5)**

```

#####
## Mixture laplace distribution
## Cumulative distribution function plot of beta mixture laplace distribution
## Input : x, alpha, beta, p
## Output: Plot for different alpha values when P and beta are fixed
#####

density <- function(x, alpha,beta,p) {
if(x < 0) {

```

```

p*(0.5*exp(x))^(alpha)+(1-p)*(1-(1-0.5*exp(x))^(beta))
} else if(x >= 0) {
p*(1-0.5*exp(-x))^(alpha)+(1-p)*(1-(0.5*exp(-x))^(beta))
}
}

#x <- seq(-1,1,0.1)
x <-seq(-5,5,0.1)
plot(x, sapply(x, density, alpha=2, beta=5,p=0.7),ylim=c(0,1),type = "l" ,
lwd=3,lty=3)
lines(x, sapply(x, density, alpha=.2, beta=5,p=0.7),type = "l" ,lwd=3,col="2")
lines(x, sapply(x, density, alpha=5, beta=5,p=0.7),type = "l" ,lwd=3,col="3")
lines(x, sapply(x, density, alpha=7, beta=5,p=0.7),type = "l" ,lwd=3,col="4")
lines(x, sapply(x, density, alpha=0.7, beta=5,p=0.7),type = "l" ,lwd=3,col="5")
legend("topright",inset=0.02,legend=c("a=2,b=5,p=.7","a=.2,b=5,p=.7","a=5,b=5,
p=.7","a=7,b=5,p=.7","a=0.7,b=5,p=0.7"),col=c("black","2","3","4","5"),lty=2:6)

```

## A.6 Plot the cumulative distribution function of beta- mixture Laplace distribution using different $\beta$ values. see figure (5.6)

```

#####
## Mixture laplace distribution
## Cumulative distribution function plot of beta mixture laplace distribution
## Input : x, alpha, beta, p
## Output: Plot for different beta values when alpha and beta are fixed
#####

```

```

density <- function(x, alpha,beta,p) {
  if(x < 0) {
    p*(0.5*exp(x))^(alpha)+(1-p)*(1-(1-0.5*exp(x))^(beta))
  } else if(x >= 0) {
    p*(1-0.5*exp(-x))^(alpha)+(1-p)*(1-(0.5*exp(-x))^(beta))
  }
}

#x <- seq(-1,1,0.1)
x <-seq(-5,5,0.1)
plot(x, sapply(x, density, alpha=2, beta=5,p=0.7),ylim=c(0,1),type = "l" ,
     lwd=3,lty=3)
lines(x, sapply(x, density, alpha=2, beta=.2,p=0.7),type = "l" ,lwd=3,col="2")
lines(x, sapply(x, density, alpha=2, beta=.8,p=0.7),type = "l" ,lwd=3,col="3")
lines(x, sapply(x, density, alpha=2, beta=3,p=0.7),type = "l" ,lwd=3,col="4")
lines(x, sapply(x, density, alpha=2, beta=9,p=0.7),type = "l" ,lwd=3,col="5")
legend("topright",inset=0.02,legend=c("a=2,b=5,p=.7","a=2,b=.2,p=.7","a=2,b=.8,
p=.7","a=2,b=3,p=.7","a=2,b=9,p=.7"),col=c("black","2","3","4","5"),lty=2:6)

```

## A.7 Plot the hazard rate function of beta- mixture Laplace distribution using different parameters see figure (5.7)

```

#####
## Mixture laplace distribution
## hazard rate function plot of beta mixture laplace distribution
## Input : x, alpha, beta, p
## Output: Plot for different parameter.

```

```
#####

density <- function(x, alpha,beta,p) {
  if(x < 0) {
    (p*alpha*(0.5*exp(x))^(alpha)+(1-p)*beta*(1-0.5*exp(x))^(beta-1)*(0.5*exp(x)))
    /(1-(p*(0.5*exp(x))^(alpha)+(1-p)*(1-(1-0.5*exp(x))^(beta))))
  } else if(x >= 0) {
    (p*alpha*(1-0.5*exp(-x))^(alpha-1)*(0.5*exp(-x))+(1-p)*beta*(0.5*exp(-x))^(beta))
  }
}

#x <- seq(-1,1,0.1)
x <-seq(-5,5,0.1)
plot(x, sapply(x, density, alpha=2, beta=5,p=0.7),ylim=c(0,1),type = "l" ,
lwd=3,lty=3)
lines(x, sapply(x, density, alpha=2, beta=6,p=0.9),type = "l" ,lwd=3,col="2")
lines(x, sapply(x, density, alpha=2, beta=.8,p=0.7),type = "l" ,lwd=3,col="3")
lines(x, sapply(x, density, alpha=2, beta=3,p=0.7),type = "l" ,lwd=3,col="4")
lines(x, sapply(x, density, alpha=2, beta=4,p=0.7),type = "l" ,lwd=3,col="5")
legend("topright",inset=0.02,legend=c("a=2,b=5,p=.7","a=2,b=.2,p=.7","a=2,b=.8,
p=.7","a=2,b=3,p=.7","a=2,b=9,p=.7"),col=c("black","2","3","4","5"),lty=2:6)

#####
```

**A.8 Simulation study and random number generator. see table (5.1)-(5.4)**

```
#####
## Mixture laplace distribution
## Simulation studt of beta mixture laplace distribution
## Input : n, k, x, alpha, beta, p
## Output: estimated alpha and beta and their MSE
#####

## Random number Generation

myfun=function(n,p,alpha,beta){
u=runif(n,0,1)
u1=qbeta(u,alpha,1)
x1=ifelse(u1<0.5,log(2*u1),-log(2*(1-u1)))
u2=qbeta(u,1,beta)
x2=ifelse(u2<0.5,log(2*u2),-log(2*(1-u2)))
xvalues=c(x1,x2)
x=ifelse(u<p,x1,x2)
}

## alpha and beta parameter estimation

estimate <- function(n,p,alpha,beta,k){
alphahat=1:k
betahat=1:k
for (i in 1:k) {
x=myfun(n,p,alpha,beta)
#x=c(-0.2,-0.6,.4,.9)
```

```

a=ifelse(x<0, -1/(log(0.5*exp(x))),-1/(log(1-(0.5*exp(-x)))))
b=ifelse(x<0,-1/(log(1-(0.5*exp(x)))), -1/(log(0.5*exp(-x))))
df <- data.frame(a,b) #cbind(a,b)
df=as.matrix(df)
M=matrix(0,length(df[,1]),1)
for(j in 1:length(df[,1]))
{
aa=df[j,1]
bb=df[j,2]
#M[j,1]=sum(log(ifelse(x<0,p*aa*(0.5*exp(x))^(aa)+(1-p)*bb*
(1-(0.5*exp(x)))^(bb-1)*(0.5*exp(x)),p*aa*(1-(0.5*exp(-x)))^(aa-1)*(0.5*exp(-x))
+(1-p)*bb*(0.5*exp(-x))^(bb))))

M[j,1]=prod(ifelse(x<0,p*aa*(0.5*exp(x))^(aa)+(1-p)*bb*(1-(0.5*exp(x)))^(bb-1)
*(0.5*exp(x)),p*aa*(1-(0.5*exp(-x)))^(aa-1)*(0.5*exp(-x))+(1-p)*bb*
(0.5*exp(-x))^(bb)))
}
M
#print(M)
W=M/(sum(M))
#print(W)
alphahat[i]=sum(W*a)
#print(alphahat)
betahat[i]=sum(W*b)
#print(betahat)
}
#hist(alphahat,probability=TRUE, main='Histogram of estimated alpha values')
#hist(betahat,probability=TRUE, main='Histogram of estimated beta values')
MSE1=(1/k)*sum((alphahat-alpha)^2)

```



```
MSE2=(1/k)*sum((betahat-beta)^2)
print('True alpha')
print(alpha)
estimated.alpha=mean(alphahat)
print('Estimated alpha')
print(estimated.alpha)
print('MSE of alpha')
print(MSE1)
print('True beta')
print(beta)
estimated.beta=mean(betahat)
print('Estimated beta')
print(estimated.beta)
print('MSE of beta')
print(MSE2)
}
```