

A Stochastic Subgradient Method for Distributionally Robust Non-Convex Learning

Mert Gürbüzbalaban*

MG1366@RUTGERS.EDU

Andrzej Ruszczyński*

RUSZ@RUTGERS.EDU

Landi Zhu*

LZ401@SCARLETMAIL.RUTGERS.EDU

Department of Management Science and Information Systems

Rutgers Business School, Piscataway, USA.

**The authors are in alphabetical order.*

Abstract

We consider a distributionally robust formulation of stochastic optimization problems arising in statistical learning, where robustness is with respect to uncertainty in the underlying data distribution. Our formulation builds on risk-averse optimization techniques and the theory of coherent risk measures. It uses semi-deviation risk for quantifying uncertainty, allowing us to compute solutions that are robust against perturbations in the population data distribution. We consider a broad class of generalized differentiable loss functions that can be non-convex and non-smooth, involving upward and downward cusps, and we develop an efficient stochastic subgradient method for distributionally robust problems with such functions. We prove that it converges to a point satisfying the optimality conditions. To our knowledge, this is the first method with rigorous convergence guarantees in the context of generalized differentiable non-convex and non-smooth distributionally robust stochastic optimization. Our method allows for control of the desired level of robustness with little extra computational cost compared to population risk minimization with stochastic gradient methods. We also illustrate the performance of our algorithm on real datasets arising in convex and non-convex supervised learning problems.

1. Introduction

Statistical learning theory deals with the problem of making predictions and constructing models from a set of data. A typical statistical learning problem can be formulated as a stochastic optimization problem:

$$\min_{x \in X} \mathbb{E}_{D \sim \mathbb{P}} [\ell(x, D)], \quad (1)$$

where $\ell : \mathbb{R}^n \times \mathbb{R}^d \rightarrow \mathbb{R}$ is the loss function of the predictor x on the random data D with an unknown distribution with probability law \mathbb{P} , and $X \subset \mathbb{R}^n$ is the feasible set (see, e.g., (Vapnik, 2013)). We consider loss functions that can be non-convex or non-differentiable (non-smooth). This framework includes a large class of problems in supervised learning including deep learning, linear and non-linear regression and classification tasks (Shalev-Shwartz and Ben-David, 2014).

A central problem in statistics is to make decisions that generalize well (i.e. work well on unseen data) as well as decisions that are robust to perturbations in the underlying data distribution (Daszykowski et al., 2007). Indeed, the statistical properties of the input data may be subject to some variations and distributional shifts and a major goal is to build models that are not too sensitive to small changes in the input data distribution. This motivates the following distributionally robust

version of the problem (1):

$$\min_{x \in X} \max_{\mathbb{Q} \in \mathcal{M}(\mathbb{P})} \mathbb{E}_{D \sim \mathbb{Q}} [\ell(x, D)], \quad (2)$$

where $\mathcal{M}(\mathbb{P})$ is a weakly closed convex set of probability measures that models perturbations to the law \mathbb{P} , and the predictor x is chosen to accommodate worst-case perturbations. References (Baker et al., 2008; Seidman et al., 2020; Madry et al., 2017) provide thorough discussion of the relevance of robustness in statistical learning. Problem (2) is related to quantifying risk of the random data distribution (Gao et al., 2017; Takeda and Kanamori, 2009); its computational tractability depends on the underlying risk measure and the uncertainty set $\mathcal{M}(\mathbb{P})$ (Ruszczyński and Shapiro, 2006; Duchi and Namkoong, 2018; Esfahani and Kuhn, 2018). Existing approaches to modelling $\mathcal{M}(\mathbb{P})$ include conditional value at risk (Takeda and Kanamori, 2009), f -divergence based sets (Duchi and Namkoong, 2018), Wasserstein balls around \mathbb{P} (Sinha et al., 2017; Gao and Kleywegt, 2016), and other statistical distance based approaches (see, e.g., (Gao and Kleywegt, 2016)). When ℓ is non-convex and non-differentiable, these formulations lead to non-convex min-max problems. To our knowledge, none of the existing algorithms admit provable convergence guarantees to a stationary point of (2) in this general case. Sinha et al. (2017) consider the case when $\mathcal{M}(\mathbb{P})$ is defined as the ρ -neighborhood of the probability law \mathbb{P} under the Wasserstein metric, where ρ is the desired level of robustness. The authors formulate a Lagrangian relaxation of this problem for a fixed penalty parameter $\gamma \geq 0$ and show that when the loss is smooth and the penalty parameter is large enough (or by duality if the desired level of robustness ρ is small enough), the stochastic gradient descent (SGD) method achieves the rates of convergence that are achievable in standard smooth non-convex optimization. The authors also provide a data-dependent upper bound for the worst-case population objective (2) for any robustness level ρ . Soma and Yoshida (Soma and Yoshida, 2020) proposed a conditional value-at risk (CVaR) formulation for robustness and show that for convex and smooth losses their algorithm based on SGD has $\mathcal{O}(1/\sqrt{n})$ -convergence to the optimal CVaR, where n is the number of samples. For nonconvex and smooth loss functions, they also show a generalization bound on the CVaR. However, none of these guarantees apply if the loss is non-smooth.

For some structured regression and classification problems of practical interest, distributionally robust formulations that result in finite-dimensional convex programs are known (Shafieezadeh Abadeh et al., 2015; Esfahani and Kuhn, 2018; Mehrotra and Zhang, 2014; Kuhn et al., 2019) to be solvable in polynomial time; see also the reference (Postek et al., 2016) which contains a detailed list of tractable reformulations of distributionally robust constraints for several risk measures. For convex losses, conic interior point solvers or gradient descent with backtracking Armijo line-searches can also be used for solving a sample-based approximation of (2), when $\mathcal{M}(\mathbb{P})$ is defined via the f -divergences (Duchi and Namkoong, 2018). However, these approaches can be prohibitively expensive when the dimension or the number of samples are large. For smooth and convex losses, Namkoong and Duchi (Namkoong and Duchi, 2016) showed that a sample-based approximation of (2) with f -divergences results in a min-max problem which can then be solved with a bandit mirror descent algorithm with number of iterations comparable to that of the SGD for solving the sample-based approximation of the problem (1). However, similar convergence guarantees for non-convex or non-smooth losses were not given. We also note that there are data-driven distributionally robust stochastic optimization formulations (see, e.g., (Esfahani and Kuhn, 2018; Gao et al., 2017; Gao and Kleywegt, 2016)) which replace the population measure \mathbb{P} with an empirical measure \mathbb{P}^N constructed from samples of input data. A disadvantage is that the resulting set $\mathcal{M}(\mathbb{P}^N)$ becomes random.

We propose a new formulation of (2) based on the mean–semideviation measure of risk (Ogryczak and Ruszczyński, 1999, 2001). We propose a specialized stochastic subgradient method for solving the resulting problem, which we call the *single-time scale* (STS) method. Our method has local convergence guarantees for a large class of possibly non-convex and non-smooth loss functions.

Modeling $\mathcal{M}(\mathbb{P})$ with mean semi-deviation risk. Consider the random loss $Z = \ell(x, D)$ defined on a sample space Ω equipped with a sigma algebra \mathcal{F} . We assume $\mathbb{E}(Z)$ to be finite, i.e., $Z \in \mathcal{L} = \mathcal{L}_1(\Omega, \mathcal{F}, \mathbb{P})$. The mean–semideviation risk measure is defined as follows:

$$\rho[Z] = \mathbb{E}[Z] + \varkappa \mathbb{E}[\max(0, Z - \mathbb{E}[Z])], \quad \varkappa \in [0, 1]. \quad (3)$$

It is known to be a coherent measure of risk (Artzner et al., 1999) (see also (Föllmer and Schied, 2011; Shapiro et al., 2009) and the references therein). In particular, it has the *dual representation* (Ruszczyński and Shapiro, 2006),

$$\rho[Z] = \max_{\mu \in \mathcal{A}} \int_{\Omega} Z(\omega) \mu(\omega) \mathbb{P}(d\omega) = \max_{\mathbb{Q} : \frac{d\mathbb{Q}}{d\mathbb{P}} \in \mathcal{A}} \int_{\Omega} Z(\omega) \mathbb{Q}(d\omega) = \max_{\mathbb{Q} : \frac{d\mathbb{Q}}{d\mathbb{P}} \in \mathcal{A}} \mathbb{E}_{\mathbb{Q}}[Z],$$

where \mathcal{A} is a convex and closed set defined as follows:

$$\mathcal{A} = \{\mu = \mathbb{1} + \xi - \mathbb{E}[\xi] : \xi \in \mathcal{L}_{\infty}(\Omega, \mathcal{F}, \mathbb{P}), \|\xi\|_{\infty} \leq \varkappa, \xi \geq 0\}.$$

This provides (3) with robustness with respect to the probability distribution; the level of robustness is controlled by the parameter \varkappa . After plugging $Z = \ell(x, D)$ into this formulation, we obtain

$$\min_{x \in X} \max_{\mathbb{Q} \in \mathcal{M}(\mathbb{P})} \mathbb{E}_{\mathbb{Q}}[\ell(x, D)] = \min_{x \in X} \mathbb{E} \left[\ell(x, D) + \varkappa \max(0, \ell(x, D) - \mathbb{E}[\ell(x, D)]) \right], \quad (4)$$

with the perturbation set

$$\mathcal{M}(\mathbb{P}) = \left\{ \mathbb{Q} : \frac{d\mathbb{Q}}{d\mathbb{P}} \in \mathcal{A} \right\}. \quad (5)$$

An advantage of the formulation (4) is that the perturbation set is implied rather than defined with the use of a metric in the space of probability measures.

Problem (4) can be cast in the following form of a composition optimization problem:

$$\min_{x \in X} f(x, h(x)), \quad (6)$$

with the functions

$$f(x, u) = \mathbb{E} \left[\ell(x, D) + \varkappa \max(0, \ell(x, D) - u) \right], \quad (7)$$

$$h(x) = \mathbb{E}[\ell(x, D)]. \quad (8)$$

The main difficulty is that neither values nor (sub)gradients of $f(\cdot)$, $h(\cdot)$, and of their composition are available. Instead, we postulate access to their random estimates. Such estimates, however, may be biased, because estimating a (sub)gradient of the composition $F(x) = f(x, h(x))$ involves estimating $h(x)$. Although problem (6) can be further rewritten in the standard format of composition optimization,

$$\min_{x \in X} f(\bar{h}(x)), \quad (9)$$

with $\bar{h}(x) = (x, h(x))$, but the more specific formulation (6) allows us to derive a more efficient specialized method, because x is observed.

The research on composition optimization problems of form (9) started from penalty functions for stochastic constraints and composite regression models in (Ermoliev, 1976, Ch. V.4). An established approach was to use two-level stochastic recursive algorithms with two stepsize sequences in different time scales: a slower one for updating the main decision variable x , and a faster one for filtering the value of the inner function h . References (Wang et al., 2017a,b; Kalogerias and Powell, 2018; Yang et al., 2019) provide a detailed account of these techniques and existing results.

A Central Limit Theorem for stochastic versions of problem (9) has been established in (Dentcheva et al., 2017). Large deviation bounds for the empirical optimal value were derived in (Ermoliev and Norkin, 2013). A new single time-scale method for problem (9) with continuously differentiable functions has been recently proposed in (Ghadimi et al., 2020). It has the complexity of $\mathcal{O}(1/\varepsilon^2)$ to obtain an ε -solution of the problem, the same as methods for one-level unconstrained stochastic optimization. However, the construction of the method and its analysis depend on the Lipschitz constants of the gradients of the functions involved. Our problem (6), unfortunately, involves a non-smooth function $\max(\cdot, \cdot)$, and may also involve a nonsmooth (non-differentiable) loss function $\ell(\cdot, \cdot)$. Indeed, many key problems in machine learning involve non-convex and non-smooth loss functions. A prominent example is deep learning with ReLU activation functions (see *e.g.* (Goodfellow et al., 2016)). There are many other statistical learning problems where the objective can be non-smooth and non-differentiable such as non-convex generalized linear models and non-convex regression and risk minimization (see *e.g.* (Hastie et al., 2015; Foster et al., 2018; Allen-Zhu and Hazan, 2016; Teo et al., 2010)). The organic non-differentiability and non-convexity are additional challenges for the solution method.

Contributions. We propose to model the perturbation to input data distribution by mean-semi-deviation risk, according to (5). Our formulation leads to the distributionally robust learning problem (4) which has the advantage that it results in a convex optimization problem when the loss ℓ is convex, in contrast to some alternative formulations which result in min-max optimization problems (see, *e.g.*, (Takeda and Kanamori, 2009; Namkoong and Duchi, 2016)). When the loss is non-convex and non-smooth, we can still find a stationary point to (4), by our novel single time-scale parameter-free stochastic subgradient method. We prove that it finds a stationary point of (4) for a general class of loss functions that can be non-convex and non-differentiable. To our knowledge, our method is the first method with probability one convergence guarantees for solving a distributionally robust formulation of a population minimization problem, where the loss can be non-convex or non-differentiable.

We also note that the computational cost of stochastic first-order optimization algorithms are typically measured in terms of the number of stochastic gradient or subgradient evaluations they require (see, *e.g.*, (Bubeck, 2015, Section 6), (Jain et al., 2018; Ghadimi and Lan, 2013)). Standard SGD methods (which go back to Robbins and Monro’s pioneering work (Robbins and Monro, 1951)) applied to the non-robust optimization problem (1) can operate with one stochastic subgradient evaluation under similar assumptions to ours, however they are not applicable to the robust formulation (2) directly. In contrast, our method can converge to a stationary point of the robust formulation (2) with probability one requiring at most two stochastic subgradient evaluations at every iteration. Therefore, comparing the numbers of stochastic gradient evaluations, the computational cost of each iteration of our method is at most twice that of the standard SGD method, requiring little extra computational cost for computing robust solutions.

2. The single time-scale (STS) method with subgradient averaging

We present the method for problems of the form (4), in which the loss function $\ell(x, D)$ is differentiable in a generalized sense (Norkin, 1980) with respect to x and integrable with respect to D . This broad class of functions is contained in the set of locally Lipschitz functions, and contains all semismooth locally Lipschitz loss functions that can be non-convex and non-differentiable (Mifflin, 1977). We note that this class includes many of the losses arising in statistical learning problems, including population and empirical risk minimization with possibly non-convex and non-smooth regularizers (Hastie et al., 2015; Foster et al., 2018; Allen-Zhu and Hazan, 2016; Teo et al., 2010; Vapnik, 2013), weakly convex and continuous losses (Davis and Drusvyatskiy, 2019; Li et al., 2019) as well as deep learning with ReLU activations (Goodfellow et al., 2016).

Recall that the Clarke subdifferential $\partial_x \ell(x, D)$ is an inclusion-minimal generalized derivative of $\ell(\cdot, D)$ (Norkin, 1980). We make the following assumptions.

- (A1) The set $X \subset \mathbb{R}^n$ is convex and compact;
- (A2) For almost every (a.e.) $\omega \in \Omega$, the function $\ell(\cdot, D(\omega))$ is differentiable in a generalized sense with the subdifferential $\partial_x \ell(x, D(\omega))$, $x \in \mathbb{R}^n$. Moreover, for every compact set $K \in \mathbb{R}^n$ an integrable function $L_K : \Omega \rightarrow \mathbb{R}$ exists, satisfying $\sup_{x \in K} \sup_{g \in \partial \ell(x, D(\omega))} \|g\| \leq L_K(\omega)$.

Under (A2), the function (8) is also differentiable in a generalized sense. Although its generalized derivative is not readily available, we can draw \tilde{D} from the distribution of D and use an element of $\partial_x \ell(x, \tilde{D})$ as a *stochastic subgradient* (a random vector whose expected value is a subgradient). Furthermore, the function (7) is also differentiable in a generalized sense with respect to (x, u) . Its stochastic subgradient can be obtained as follows. First, we observe $\ell(x, \tilde{D})$ and choose

$$\lambda \in \begin{cases} \{0\} & \text{if } \ell(x, \tilde{D}) < u, \\ [0, 1] & \text{if } \ell(x, \tilde{D}) = u, \\ \{1\} & \text{if } \ell(x, \tilde{D}) > u. \end{cases}$$

Then the vector $\begin{bmatrix} \tilde{g}_x \\ \tilde{g}_u \end{bmatrix}$, where $\tilde{g}_x \in (1 + \lambda \varkappa) \partial_x \ell(x, \tilde{D})$, $\tilde{g}_u = -\lambda \varkappa$, is a stochastic subgradient of the function $f(x, u)$ which is defined by (7). These formulas follow from calculus rules for generalized subdifferentials of compositions (Mikhalevich et al., 1987, Thm. 1.6) and expected values (Mikhalevich et al., 1987, Thm. 23.1). We can also use different samples for calculating stochastic subgradients of (7) and (8).

The STS method generates three random sequences: approximate solutions $\{x^k\}$, path-averaged stochastic subgradients $\{z^k\}$, and inner function estimates $\{u^k\}$, all defined on a certain probability space (Ω, \mathcal{F}, P) . We let \mathcal{F}_k be the σ -algebra generated by $\{x^0, \dots, x^k, z^0, \dots, z^k, u^0, \dots, u^k\}$. Starting from the initialization $x^0 \in X$, $z^0 \in \mathbb{R}^n$, $u^0 \in \mathbb{R}$, the method uses parameters $a > 0$, $b > 0$ and $c > 0$ to generate x^k, z^k, u^k for $k > 0$. At each iteration $k = 0, 1, 2, \dots$, we compute

$$y^k = \operatorname{argmin}_{y \in X} \left\{ \langle z^k, y - x^k \rangle + \frac{c}{2} \|y - x^k\|^2 \right\}, \quad (10)$$

and, with an \mathcal{F}_k -measurable stepsize $\tau_k \in (0, \min(1, 1/a)]$, we set

$$x^{k+1} = x^k + \tau_k (y^k - x^k). \quad (11)$$

Then, we obtain statistical estimates:

- $\tilde{g}^{k+1} = \begin{bmatrix} \tilde{g}_x^{k+1} \\ \tilde{g}_u^{k+1} \end{bmatrix}$ of an element $g^{k+1} = \begin{bmatrix} g_x^{k+1} \\ g_u^{k+1} \end{bmatrix} \in \partial f(x^{k+1}, u^k)$,
- \tilde{h}^{k+1} of $h(x^{k+1})$, and
- \tilde{J}^{k+1} of an element $J^{k+1} \in \partial h(x^{k+1})$ with the convention that J^{k+1} is a row vector,

and we update the running averages as

$$z^{k+1} = z^k + a\tau_k \left(\tilde{g}_x^{k+1} + [\tilde{J}^{k+1}]^\top \tilde{g}_u^{k+1} - z^k \right), \quad (12)$$

$$u^{k+1} = u^k + \tau_k \tilde{J}^{k+1} (y^k - x^k) + b\tau_k (\tilde{h}^{k+1} - u^k). \quad (13)$$

We assume the following conditions on the stepsizes and the stochastic estimates:

(A3) $\tau_k \in (0, \min(1, 1/a)]$ for all k , $\lim_{k \rightarrow \infty} \tau_k = 0$, $\sum_{k=0}^{\infty} \tau_k = \infty$, $\sum_{k=0}^{\infty} \mathbb{E}[\tau_k^2] < \infty$;

(A4) For all k ,

- $\tilde{g}^{k+1} = g^{k+1} + e_g^{k+1} + \delta_g^{k+1}$, with
 $g^{k+1} \in \partial f(x^{k+1}, u^k)$, $\mathbb{E}\{e_g^{k+1} | \mathcal{F}_k\} = 0$, $\mathbb{E}\{\|e_g^{k+1}\|^2 | \mathcal{F}_k\} \leq \sigma_g^2$,
 $\lim_{k \rightarrow \infty} \delta_g^{k+1} = 0$,
- $\tilde{h}^{k+1} = h(x^{k+1}) + e_h^{k+1} + \delta_h^{k+1}$, with
 $\mathbb{E}\{e_h^{k+1} | \mathcal{F}_k\} = 0$, $\mathbb{E}\{\|e_h^{k+1}\|^2 | \mathcal{F}_k\} \leq \sigma_h^2$, $\lim_{k \rightarrow \infty} \delta_h^{k+1} = 0$,
- $\tilde{J}^{k+1} = J^{k+1} + E^{k+1} + \Delta^{k+1}$, with
 $J^{k+1} \in \partial h(x^{k+1})$, $\mathbb{E}\{E^{k+1} | \mathcal{F}_k\} = 0$, $\mathbb{E}\{\|E^{k+1}\|^2 | \mathcal{F}_k\} \leq \sigma_E^2$,
 and e_g^{k+1} and E^{k+1} are statistically independent, given \mathcal{F}_k .

These assumptions are pretty standard in the study of stochastic gradient and stochastic approximation methods (Kushner and Yin, 2003). As discussed before, the stochastic estimates satisfying these conditions can be obtained by drawing at each iteration one or two independent samples: D_1^{k+1} and D_2^{k+1} , from the data. Then we can take

$$\begin{aligned} \tilde{g}_x^{k+1} &\in \begin{cases} \partial_x \ell(x^{k+1}, D_1^{k+1}) & \text{if } \ell(x^{k+1}, D_1^{k+1}) < u^k, \\ (1 + \varkappa) \partial_x \ell(x^{k+1}, D_1^{k+1}) & \text{if } \ell(x^{k+1}, D_1^{k+1}) \geq u^k, \end{cases} \\ \tilde{g}_u^{k+1} &= \begin{cases} 0 & \text{if } \ell(x^{k+1}, D_1^{k+1}) < u^k, \\ -\varkappa & \text{if } \ell(x^{k+1}, D_1^{k+1}) \geq u^k, \end{cases} \\ \tilde{h}^{k+1} &= \ell(x^{k+1}, D_1^{k+1}), \\ \tilde{J}^{k+1} &\in \begin{cases} \{\tilde{g}_x^{k+1}\} & \text{if } \ell(x^{k+1}, D_1^{k+1}) < u^k, \\ \partial_x \ell(x^{k+1}, D_2^{k+1}) & \text{if } \ell(x^{k+1}, D_1^{k+1}) \geq u^k. \end{cases} \end{aligned}$$

When $\ell(x^{k+1}, D_1^{k+1}) < u^k$, only one sample, D_1^{k+1} , is needed, because $[\tilde{J}^{k+1}]^\top \tilde{g}_u^{k+1} = 0$ in (12) in this case. In any case, each iteration of our algorithm requires at most two stochastic subgradient evaluations.

Our method refines and specializes the approach to multi-level stochastic optimization recently developed in (Ruszczyński, 2020). We extend this approach to a new case in which the upper level function is not continuously differentiable and thus the conditions of (Ruszczyński, 2020) are not satisfied. We establish the convergence in the new case as well, as detailed in the following section.

3. Convergence analysis

To recall optimality conditions for problem (4), and analyze our method, we need to introduce relevant multifunctions. For a point $x \in \mathbb{R}^n$, we define the set:

$$G_F(x) = \text{conv}\{s \in \mathbb{R}^n : s = g_x + J^\top g_u, g \in \partial f(x, h(x)), J \in \partial h(x)\}. \quad (14)$$

By (Mikhalevich et al., 1987, Thm. 1.6), the set $G_F(x)$ is a generalized subdifferential of the composition function $F(x) = f(x, h(x))$. We call a point $x^* \in X$ *stationary* for problem (4), if

$$0 \in G_F(x^*) + N_X(x^*), \quad (15)$$

where $N_X(x)$ is the normal cone to X at x . The set of stationary points is denoted by X^* . We start from a useful property of the gap function $\eta : X \times \mathbb{R}^n \rightarrow (-\infty, 0]$,

$$\eta(x, z) = \min_{y \in X} \left\{ \langle z, y - x \rangle + \frac{c}{2} \|y - x\|^2 \right\}. \quad (16)$$

We denote the minimizer in (16) by $\bar{y}(x, z)$. Since it is a projection of $x - z/c$ on X ,

$$\langle z, \bar{y}(x, z) - x \rangle + c \|\bar{y}(x, z) - x\|^2 \leq 0. \quad (17)$$

Moreover, a point $x^* \in X^*$ if and only if $z^* \in G_F(x^*)$ exists such that $\eta(x^*, z^*) = 0$. Consider the multifunction $\Gamma : \mathbb{R}^n \times \mathbb{R}^n \times \mathbb{R} \rightrightarrows \mathbb{R}^n \times \mathbb{R}$:

$$\Gamma(x, z, u) = \left\{ (R, v) : \exists g \in \partial f(x, u), \exists J \in \partial h(x), \right. \\ \left. v = J(\bar{y}(x, z) - x) + b(h(x) - u), R = a(g_x + J^\top g_u - z) \right\}. \quad (18)$$

With this notation, we can write the updates (12)–(13) as follows:

$$\begin{bmatrix} z^{k+1} \\ u^{k+1} \end{bmatrix} \in \begin{bmatrix} z^k \\ u^k \end{bmatrix} + \tau_k \Gamma(x^{k+1}, z^k, u^k) + \tau_k \theta^{k+1} + \tau_k \alpha^{k+1}, \quad (19)$$

where, for some constant C^θ ,

$$\mathbb{E}[\theta^{k+1} \mid \mathcal{F}_k] = 0, \quad \mathbb{E}[\|\theta^{k+1}\|^2 \mid \mathcal{F}_k] \leq C^\theta, \quad k = 0, 1, \dots \quad (20)$$

and

$$\lim_{k \rightarrow \infty} \alpha^{k+1} = 0. \quad \text{a.s.} \quad (21)$$

The verification of relations (19)–(21) is straightforward from the description of the algorithm and assumptions (A3)–(A4). Two technical results are needed for further analysis.

Lemma 1 *The multifunction Γ is compact and convex valued.*

Proof By assumption, for a.e. $\omega \in \Omega$, the loss function $\ell(x, D(\omega))$ is generalized differentiable, and therefore the function $f(x, u)$ is also generalized differentiable where $\partial_x f(x, u)$, $\partial_u f(x, u)$ and $\partial h(x)$ are all convex and compact (Norkin, 1980).

Since the function $F(u, D(\omega)) = \ell(x, D(\omega)) + \varkappa \cdot \max(0, \ell(x, D(\omega)) - u)$ is generalized differentiable for a.e. ω , by the interchangeability of the generalized subdifferential and integral operators (Mikhalevich et al., 1987, Thm. 23.1), we obtain:

$$\partial_u f(x, u) = \mathbb{E}[\partial_u F(u, D)]. \quad (22)$$

We also have

$$\partial_u F(u, D) = \varkappa \cdot \begin{cases} -1, & u < \ell(x, D), \\ [-1, 0], & u = \ell(x, D), \\ 0, & u > \ell(x, D), \end{cases}$$

which implies

$$\begin{aligned} \partial_u f(x, u) &= -\varkappa \mathbb{P}\{u < \ell(x, D)\} + \varkappa [-\mathbb{P}\{u = \ell(x, D)\}, 0] \\ &= \varkappa [-\mathbb{P}\{u \leq \ell(x, D)\}, -\mathbb{P}\{u < \ell(x, D)\}]. \end{aligned}$$

If we denote $\mathbb{P}\{u \leq \ell(x, D)\}$ and $\mathbb{P}\{u < \ell(x, D)\}$ by P_1 and P_2 respectively, we obtain $\partial_u f(x, u) = \varkappa \cdot [-P_1, -P_2]$.

Now, in order to prove that $\Gamma(x, z, u)$ is convex-valued, we choose two points in $\Gamma(x, z, u)$: $A = (R_a, v_{1a}, v_{2a})$ and $B = (R_b, v_{1b}, v_{2b})$. Since every point in $\Gamma(x, z, u)$ is generated by a pair of (g, J) from $\partial f(x, u) \times \partial h(x)$, we can also denote the pair generating the point A by (a_1, a_2) , and the pair generating the point B by (b_1, b_2) .

For every $\theta \in [0, 1]$, the convex combination $(R^\theta, v_1^\theta, v_2^\theta)$ of A and B can be expressed as:

$$\begin{aligned} R^\theta &= a(\theta a_{1x} + (1 - \theta)b_{1x} + \theta a_{1u}a_2 + (1 - \theta)b_{1u}b_2 - z), \\ v_1^\theta &= (\theta a_{1x} + (1 - \theta)b_{1x})(\bar{y}(x, z) - x) + \theta a_{1u}a_2 + (1 - \theta)b_{1u}b_2 + b(f(x, u_2) - u_1), \\ v_2^\theta &= \theta a_2 + (1 - \theta)b_2. \end{aligned}$$

If we can always find a pair $(c_1, c_2) \in \partial f(x, u) \times \partial h(x)$ that generates this convex combination, then $\Gamma(x, z, u)$ is convex-valued.

First, since $\partial_x f(x, u)$ and $\partial h(x)$ are convex sets, we can choose $c_{1x} = \theta a_{1x} + (1 - \theta)b_{1x}$, $c_2 = \theta a_2 + (1 - \theta)b_2$ (we do not choose c_{1u} yet); then the corresponding point $C = (g_c, v_{1c}, v_{2c})$ is:

$$\begin{aligned} R_c &= a(\theta a_{1x} + (1 - \theta)b_{1x} + c_{1u}(\theta a_2 + (1 - \theta)b_2) - z), \\ v_{1c} &= (\theta a_{1x} + (1 - \theta)b_{1x})(\bar{y}(x, z) - x) + c_{1u}(\theta a_2 + (1 - \theta)b_2) + b(f(x, u_2) - u_1), \\ v_{2c} &= \theta a_2 + (1 - \theta)b_2. \end{aligned}$$

Furthermore, we have $c_{1u} \in \partial_u f(x, u) = \varkappa \cdot [-P_1, -P_2]$, so for the common item $c_{1u}(\theta a_2 + (1 - \theta)b_2)$ in R_c and v_{1c} , any value between $-\varkappa P_1(\theta a_2 + (1 - \theta)b_2)$ and $-\varkappa P_2(\theta a_2 + (1 - \theta)b_2)$ can be achieved.

On the other hand, for the common item $\theta a_{1u}a_2 + (1 - \theta)b_{1u}b_2$ in R^θ and v_1^θ , since $a_{1u}, b_{1u} \in \partial_u f(x, u) = \varkappa \cdot [-P_1, -P_2]$, we have:

$$-\varkappa P_1(\theta a_2 + (1 - \theta)b_2) \leq \theta a_{1u}a_2 + (1 - \theta)b_{1u}b_2 \leq -\varkappa P_2(\theta a_2 + (1 - \theta)b_2), \quad (23)$$

so there must exist $c_{1u}^* \in \partial_u f(x, u)$ that satisfies:

$$c_{1u}^*(\theta a_2 + (1 - \theta)b_2) = \theta a_{1u}a_2 + (1 - \theta)b_{1u}b_2.$$

This implies that for this value of c_{1u} ,

$$(R^\theta, v_1^\theta, v_2^\theta) = (R_c, v_{1c}, v_{2c}),$$

and we conclude that $\Gamma(x, z, u)$ is convex-valued. Furthermore, because $\partial_x f(x, u)$, $\partial_u f(x, u)$ and $\partial h(x)$ are all compact, the set $\Gamma(x, z, u)$ is compact as well. \blacksquare

Lemma 2 *The sequences $\{z^k\}$ and $\{u^k\}$ are bounded with probability 1.*

The proof is routine and is therefore omitted.

We analyze the method by the differential inclusion technique, by refining and specializing the approach adopted in (Ruszczynski, 2020). Although our model does not fit the assumptions of (Ruszczynski, 2020), our result on the convexity of the multifunction $\Gamma(\cdot)$ allows for proving convergence in this case as well.

Theorem 3 *If the assumptions (A1)–(A4) are satisfied, then with probability 1 every accumulation point \hat{x} of the sequence $\{x^k\}$ is stationary, $\lim_{k \rightarrow \infty} (u^k - h(x^k)) = 0$, and the sequence $\{F(x^k)\}$ is convergent.*

Proof We consider a specific trajectory of the method and divide the proof into three standard steps.

Step 1: The Limiting Dynamical System. We denote by $p^k = (x^k, z^k, u^k)$, $k = 0, 1, 2, \dots$, a realization of the sequence generated by the algorithm. We introduce the accumulated stepsizes $t_k = \sum_{j=0}^{k-1} \tau_j$, $k = 0, 1, 2, \dots$, and we construct the interpolated trajectory

$$P_0(t) = p^k + \frac{t - t_k}{\tau_k} (p^{k+1} - p^k), \quad t_k \leq t \leq t_{k+1}, \quad k = 0, 1, 2, \dots$$

For an increasing sequence of positive numbers $\{s_k\}$ diverging to infinity, we define shifted trajectories $P_k(t) = P_0(t + s_k)$. The sequence $\{p^k\}$ is bounded by Lemma 2 and so are the functions $P_k(\cdot)$.

By (Majewski et al., 2018, Thm. 3.2), for any infinite set \mathcal{K} of positive integers, there exist an infinite subset $\mathcal{K}_1 \subset \mathcal{K}$ and an absolutely continuous function $P_\infty : [0, +\infty) \rightarrow X \times \mathbb{R}^n \times \mathbb{R}^m$ such that for any $T > 0$

$$\lim_{\substack{k \rightarrow \infty \\ k \in \mathcal{K}_1}} \sup_{t \in [0, T]} \|P_k(t) - P_\infty(t)\| = 0,$$

and $P_\infty(\cdot) = (X_\infty(\cdot), Z_\infty(\cdot), U_\infty(\cdot))$ is a solution of the system of differential equations and inclusions corresponding to (11) and (19):

$$\dot{x}(t) = \bar{y}(x(t), z(t)) - x(t), \tag{24}$$

$$(\dot{z}(t), \dot{u}(t)) \in \Gamma(x(t), z(t), u(t)). \tag{25}$$

Moreover, for any $t \geq 0$, the triple $(X_\infty(t), Z_\infty(t), U_\infty(t))$ is an accumulation point of the sequence $\{(x^k, z^k, u^k)\}$.

In order to analyze the equilibrium points of the system (24)–(25), we first study the dynamics of the functions $H(t) = h(X(t))$ and $F(t) = f(X(t), U(t))$. It follows from (24) that the path $X(\cdot)$ is

continuously differentiable. By virtue of assumption (A2) and (Ruszczynski, 2020, Thm. 1), for any $J(t) \in \partial h(X(t))$,

$$\dot{H}(t) = J(t)\dot{X}(t). \quad (26)$$

Again, Assumption (A2) and (Ruszczynski, 2020, Thm. 1) imply that for any $G(t) \in \partial f(X(t), U(t))$,

$$\dot{F}(t) = G_x(t)^\top \dot{X}(t) + G_u(t)^\top \dot{U}(t). \quad (27)$$

To understand the dynamics of $U(\cdot)$, from (25) and (19) we deduce that

$$\dot{U}(t) = \hat{J}(t)\dot{X}(t) + b[H(t) - U(t)], \quad (28)$$

with some $\hat{J}(t) \in \partial h(X(t))$. Therefore, using $J(\cdot) = \hat{J}(\cdot)$ in (26), we obtain

$$\dot{U}(t) = \dot{H}(t) + b[H(t) - U(t)]. \quad (29)$$

Consequently, the solution of (27)–(28) has the form:

$$\dot{F}(t) = \hat{G}(t)^\top \dot{X}(t) + bG_u(t)^\top [H(t) - U(t)]. \quad (30)$$

with $\hat{G}(t) = G_x(t) + \hat{J}(t)^\top G_u(t)$. These observations will help us study the stability of the system.

Step 2: Descent Along a Path. We use the Lyapunov function

$$W(x, z, u) = af(x, u) - \eta(x, z) + \gamma \|h(x) - u\|, \quad (31)$$

with the coefficient $\gamma > 0$ to be specified later.

Directly from (30) we obtain

$$f(X(T), U(T)) - f(X(0), U(0)) = \int_0^T \hat{G}(t)^\top \dot{X}(t) dt + b \int_0^T G_u(t)^\top [H(t) - U(t)] dt. \quad (32)$$

We now estimate the change of $\eta(X(\cdot), Z(\cdot))$ from 0 to T . Since $\bar{y}(x, z)$ is unique, the function $\eta(\cdot, \cdot)$ is continuously differentiable. Therefore, the chain formula holds for it as well:

$$\begin{aligned} & \eta(X(T), Z(T)) - \eta(X(0), Z(0)) \\ &= \int_0^T \langle \nabla_x \eta(X(t), Z(t)), \dot{X}(t) \rangle dt + \int_0^T \langle \nabla_z \eta(X(t), Z(t)), \dot{Z}(t) \rangle dt. \end{aligned}$$

From (25) we obtain

$$\dot{Z}(t) = a(\hat{G}^\top(t) - Z(t)),$$

with the same $\hat{G}(\cdot)$ as in (30) and (32).

Substituting $\nabla_x \eta(x, z) = -z + c(x - \bar{y}(x, z))$, $\nabla_z \eta(x, z) = \bar{y}(x, z) - x$, and using (17), we obtain

$$\begin{aligned} & \eta(X(T), Z(T)) - \eta(X(0), Z(0)) \\ &= \int_0^T \langle -Z(t) + c(X(t) - \bar{y}(X(t), Z(t))), \bar{y}(X(t), Z(t)) - X(t) \rangle dt \\ & \quad + a \int_0^T \langle \bar{y}(X(t), Z(t)) - X(t), \hat{G}(t) - Z(t) \rangle dt \\ &\geq a \int_0^T \langle \bar{y}(X(t), Z(t)) - X(t), \hat{G}(t) - Z(t) \rangle dt \\ &\geq a \int_0^T \hat{G}(t)^\top (\bar{y}(X(t), Z(t)) - X(t)) dt + ac \int_0^T \|\bar{y}(X(t), Z(t)) - X(t)\|^2 dt. \end{aligned}$$

With a view at (24), we conclude that

$$\eta(X(T), Z(T)) - \eta(X(0), Z(0)) \geq a \int_0^T \hat{G}^\top(t) \dot{X}(t) dt + ac \int_0^T \|\dot{X}(t)\|^2 dt. \quad (33)$$

We now estimate the increment of $\|H(\cdot) - U(\cdot)\|$ from 0 to T . As $\|\cdot\|$ is convex and $H(\cdot)$ and $U(\cdot)$ are absolutely continuous, the chain rule applies as well: for any $\lambda(t) \in \partial\|H(t) - U(t)\|$ we have

$$\|H(T) - U(T)\| - \|H(0) - U(0)\| = \int_0^T \langle \lambda(t), \dot{H}(t) - \dot{U}(t) \rangle dt.$$

By (29), $\dot{H}(t) - \dot{U}(t) = b[U(t) - H(t)]$ for almost all t . Furthermore,

$$\lambda_m(t) = \frac{H(t) - U(t)}{\|H(t) - U(t)\|}, \quad \text{if } H(t) \neq U(t).$$

Therefore

$$\|H(T) - U(T)\| - \|H(0) - U(0)\| = -b \int_0^T \|H(t) - U(t)\| dt. \quad (34)$$

We can now combine (32), (33), and (34) to estimate the change of the function (31):

$$\begin{aligned} & W(X(T), Z(T), U(T)) - W(X(0), Z(0), U(0)) \\ & \leq ab \int_0^T G_u(t)^\top [H(t) - U(t)] dt - ac \int_0^T \|\dot{X}(t)\|^2 dt - b\gamma \int_0^T \|H(t) - U(t)\| dt. \end{aligned}$$

Because the paths $X(t)$ and $U(\cdot)$ are bounded a.s. and the functions f_m are locally Lipschitz, a (random) constant L exists, such that $\|G_u(t)\| \leq L$. The last estimate entails:

$$\begin{aligned} & W(X(T), Z(T), U(T)) - W(X(0), Z(0), U(0)) \\ & \leq -ac \int_0^T \|\dot{X}(t)\|^2 dt - b(\gamma - aL) \int_0^T \|H(t) - U(t)\| dt. \quad (35) \end{aligned}$$

By choosing $\gamma > aL$, we ensure that $W(\cdot)$ has the descent property to be used in our stability analysis at Step 3. The fact that L (and thus γ) may be different for different paths is irrelevant, because our analysis is path-wise.

Step 3: Analysis of the Limit Points. Define the set

$$\mathcal{S} = \{(x, z, u) \in X^* \times \mathbb{R}^n \times \mathbb{R} : \eta(x, z) = 0, u = h(x)\}.$$

Suppose $(\bar{x}, \bar{z}, \bar{u})$ is an accumulation point of the sequence $\{(x^k, z^k, u^k)\}$. If $\eta(\bar{x}, \bar{z}) < 0$ or $\bar{u} \neq h(\bar{x})$, then every solution $(X(t), Z(t), U(t))$ of the system (24)–(25), starting from $(\bar{x}, \bar{z}, \bar{u})$ has $\|\dot{X}(0)\| > 0$ or $\|H(0) - U(0)\| > 0$. Using (35) and arguing as in (Duchi and Ruan, 2018, Thm. 3.20) or (Majewski et al., 2018, Thm. 3.5), we obtain a contradiction. Therefore, we must have $\eta(\bar{x}, \bar{z}) = 0$ and $\bar{u} = h(\bar{x})$. Suppose $\bar{x} \notin X^*$. Then

$$\text{dist}(0, G_F(\bar{x}) + N_X(\bar{x})) > 0. \quad (36)$$

Suppose the system (24)–(25) starts from $(\bar{x}, \bar{z}, \bar{u})$ and $X(t) = \bar{x}$ for all $t \geq 0$. From (25) and (18), in view of the equations $\bar{y}(\bar{x}, \bar{z}) = \bar{x}$ and $\bar{u} = h(\bar{x})$, we obtain $U(t) = f(\bar{x})$ for all $t \geq 0$. The inclusion (25), in view of (14), simplifies

$$\dot{z}(t) \in a(G_F(\bar{x}) - z(t)).$$

For the convex Lyapunov function $V(z) = \text{dist}(z, G_F(\bar{x}))$, we apply the classical chain formula (Brézis, 1971) on the path $Z(\cdot)$:

$$V(Z(T)) - V(Z(0)) = \int_0^T \langle \partial V(Z(t)), \dot{Z}(t) \rangle dt.$$

For $Z(t) \notin G_F(\bar{x})$, we have

$$\partial V(Z(t)) = \frac{Z(t) - \text{Proj}_{G_F(\bar{x})}(Z(t))}{\|Z(t) - \text{Proj}_{G_F(\bar{x})}(Z(t))\|}$$

and $\dot{Z}(t) = a(d(t) - Z(t))$ with some $d(t) \in G_1(\bar{x})$. Therefore,

$$\langle \partial V(Z(t)), \dot{Z}(t) \rangle \leq -a\|Z(t) - \text{Proj}_{G_1(\bar{x})}(Z(t))\| = -aV(Z(t)).$$

It follows that

$$V(Z(T)) - V(Z(0)) \leq -a \int_0^T V(Z(t)) dt,$$

and thus

$$\lim_{t \rightarrow \infty} \text{dist}(Z(t), G_F(\bar{x})) = 0. \quad (37)$$

It follows from (36)–(37) that $T > 0$ exists, such that $-Z(T) \notin N_X(\bar{x})$, which yields $\dot{X}(T) \neq 0$. Consequently, the path $X(t)$ starting from \bar{x} cannot be constant (our supposition made right after (36) cannot be true). But if is not constant, then again $T > 0$ exists, such that $\dot{X}(T) \neq 0$. By Step 1, the triple $(X(T), Z(T), U(T))$ would have to be an accumulation point of the sequence $\{(x^k, z^k, u^k)\}$, a case already excluded. We conclude that every accumulation point $(\bar{x}, \bar{z}, \bar{u})$ of the sequence $\{(x^k, z^k, u^k)\}$ is in \mathcal{S} . The convergence of the sequence $\{W(x^k, z^k, u^k)\}$ then follows in the same way as (Duchi and Ruan, 2018, Thm. 3.20) or (Majewski et al., 2018, Thm. 3.5). As $\eta(x^k, z^k) \rightarrow 0$, the convergence of $\{f(x^k, u^k)\}$ follows as well. Since $h(x^k) - u^k \rightarrow 0$, the sequence $\{F(x^k)\}$ is convergent as well. ■

4. Numerical experiments

In this section, we report results of numerical experiments that illustrate the performance of our single time-scale (STS) method for deep learning and logistic regression. For both applications, we consider perturbations in the training data set which leads to a distributional shift in the population measure \mathbb{P} , whereas we do not perturb the test data. We run the STS algorithm on the contaminated training data and investigate the robustness of the solution found by STS by considering different samples from the test data and the corresponding distribution of the test loss. Our numerical results were obtained using Python (Version 3.7) on an Alienware Aurora R8 desktop with a 3.60 GHz CPU (i7-2677M) and 16GB memory.

4.1 Deep learning

We consider a fully-connected network on two benchmark datasets: MNIST (LeCun et al., 2010) and CIFAR10 (Krizhevsky, 2009), where the model has the depth (the number of layers) of 3 and the width (the number of neurons per hidden layer) of 100. The MNIST dataset is split into a training dataset of 60000 examples and a test dataset of 10000 examples, whereas the CIFAR10 dataset is split into a training part of 50000 examples and a test part of 10000 examples. In both MNIST and CIFAR10 datasets, the output variable y to be predicted is an integer valued from 0 to 9. We distort the distributions of MNIST and CIFAR10 training datasets by deleting all the data points with a y value equal to 0 (such points account for approximately 10% of the whole dataset). Based on the contaminated data, we train our model with different robustness levels κ for 4000 iterations. To test the robustness of the model found by STS, we sample 100 points from the test dataset and compute the corresponding loss; and repeat this procedure 200 times for both datasets to generate a histogram of the test loss. We then report the corresponding cumulative distribution function (CDF) of the test loss in Figures 1 and 2 for different values of κ , compared with results from a model trained by SGD.¹

If the training data are not contaminated at all, we have observed in our experiments that STS generates a similar or slightly worse solution than SGD. This is expected as STS optimizes a penalized (robust) loss (4) which is different than the empirical loss. The numerical details are omitted for the sake of brevity. On the other hand, when the data contains distributional shifts, we see a clear advantage of the STS method over the SGD method.

4.2 Logistic regression

We consider binary logistic regression on the Adult dataset (Dua and Graff, 2017) where the loss function has the form $\ell(x, D) = [\log(1 + \exp(-b a^T x))]$ where $D = (a, b)$ is the input data. The problem is to predict whether the annual income of a person will be above \$50,000 or not, based on $n = 123$ predictor variables. The dataset has 32561 training examples and 16281 test examples. We follow a similar methodology as before, where we distort the training data by deleting 80% of the data points with the corresponding income below \$50,000. We trained our model with STS and another state-of-the-art method Bandit Mirror Descent (BMD) developed in (Namkoong and Duchi, 2016), allowing both methods to execute the same numbers of iterations, which corresponds to 80000 iterations of the STS method. We then compare the cdf of the loss of the trained models based on 3000 samples from the test data. The results are reported in Figure 3 for different values of the robustness level κ . We see that STS results in smaller errors and conclude that our method has desirable robustness properties with respect to perturbations in the input distribution.

5. Acknowledgements

Mert Gürbüzbalaban’s and Landi Zhu’s research are supported in part by the grants Office of Naval Research Award Number N00014-21-1-2244, National Science Foundation (NSF) CCF-1814888, NSF DMS-2053485, NSF DMS-1723085.

1. There are also adversarial learning methods (Madry et al., 2017; Goodfellow et al., 2014; Kurakin et al., 2016; Zhang et al., 2019) where the aim is to be resistant to norm-bounded perturbations of the input before we have access to it; however, we do not compare with these methods as our formulation (4) focuses on a distributional shift.

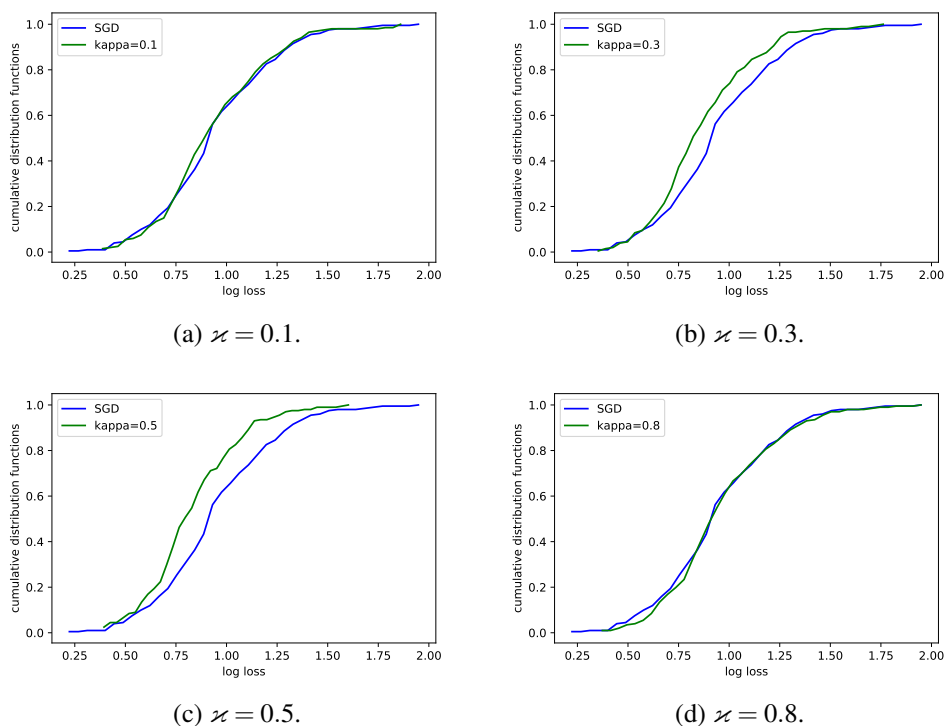


Figure 1: The CDFs of the SGD solution and the STS solutions under different robustness levels κ for MNIST after 4000 iterations.

References

- Zeyuan Allen-Zhu and Elad Hazan. Variance reduction for faster non-convex optimization. In *International conference on machine learning*, pages 699–707, 2016.
- P. Artzner, F. Delbaen, J.-M. Eber, and D. Heath. Coherent measures of risk. *Mathematical Finance*, 9:203–228, 1999.
- Jack W. Baker, Matthias Schubert, and Michael H. Faber. On the assessment of robustness. *Structural Safety*, 30(3):253 – 267, 2008.
- H. Brézis. Monotonicity methods in Hilbert spaces and some applications to nonlinear partial differential equations. In *Contributions to Nonlinear Functional Analysis*, pages 101–156. Elsevier, 1971.
- Sébastien Bubeck. Convex optimization: Algorithms and complexity. *Foundations and Trends® in Machine Learning*, 8(3-4):231–357, 2015. ISSN 1935-8237. doi: 10.1561/22000000050. URL <http://dx.doi.org/10.1561/22000000050>.
- M. Daszykowski, K. Kaczmarek, Y. Vander Heyden, and B. Walczak. Robust statistics in data analysis — a review: Basic concepts. *Chemometrics and Intelligent Laboratory Systems*, 85(2): 203 – 219, 2007.

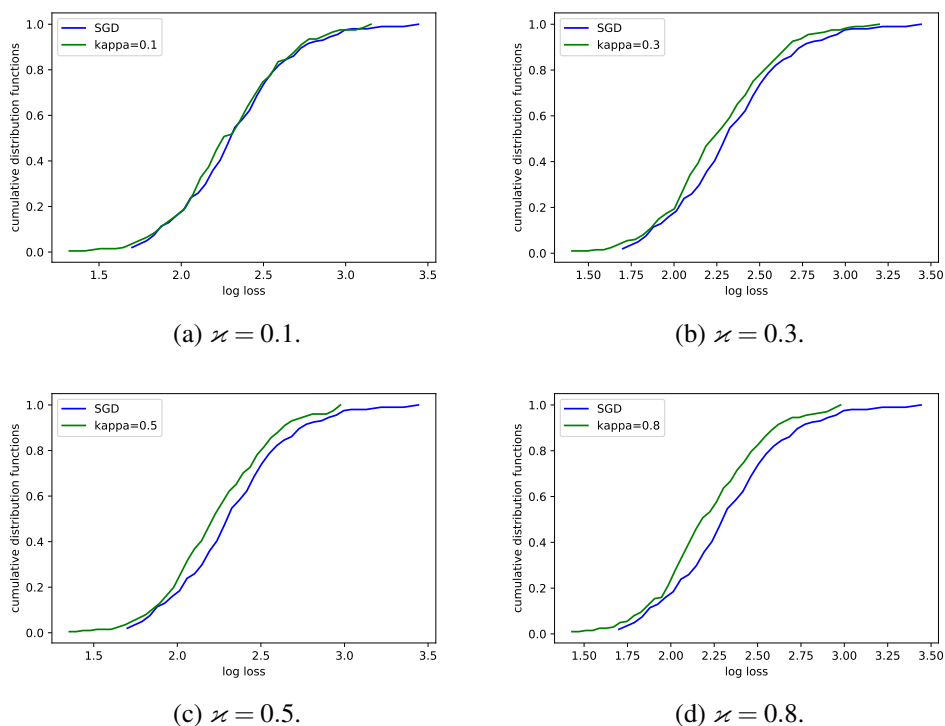


Figure 2: The CDFs of the SGD solution and the STS solutions under different robustness levels \varkappa for CIFAR10 after 4000 iterations.

Damek Davis and Dmitriy Drusvyatskiy. Stochastic model-based minimization of weakly convex functions. *SIAM Journal on Optimization*, 29(1):207–239, 2019. doi: 10.1137/18M1178244. URL <https://doi.org/10.1137/18M1178244>.

D. Dentcheva, S. Penev, and A. Ruszczyński. Statistical estimation of composite risk functionals and risk optimization problems. *Annals of the Institute of Statistical Mathematics*, 69(4):737–760, 2017.

Dheeru Dua and Casey Graff. UCI Machine Learning Repository, 2017. URL <http://archive.ics.uci.edu/ml>.

J. C. Duchi and F. Ruan. Stochastic methods for composite and weakly convex optimization problems. *SIAM Journal on Optimization*, 28(4):3229–3259, 2018.

John Duchi and Hongseok Namkoong. Learning models with uniform performance via distributionally robust optimization. *arXiv preprint arXiv:1810.08750*, 2018.

Yu. M. Ermoliev. *Methods of Stochastic Programming*. Nauka, Moscow, 1976.

Yu. M. Ermoliev and V. I. Norkin. Sample average approximation method for compound stochastic optimization problems. *SIAM Journal on Optimization*, 23(4):2231–2263, 2013.

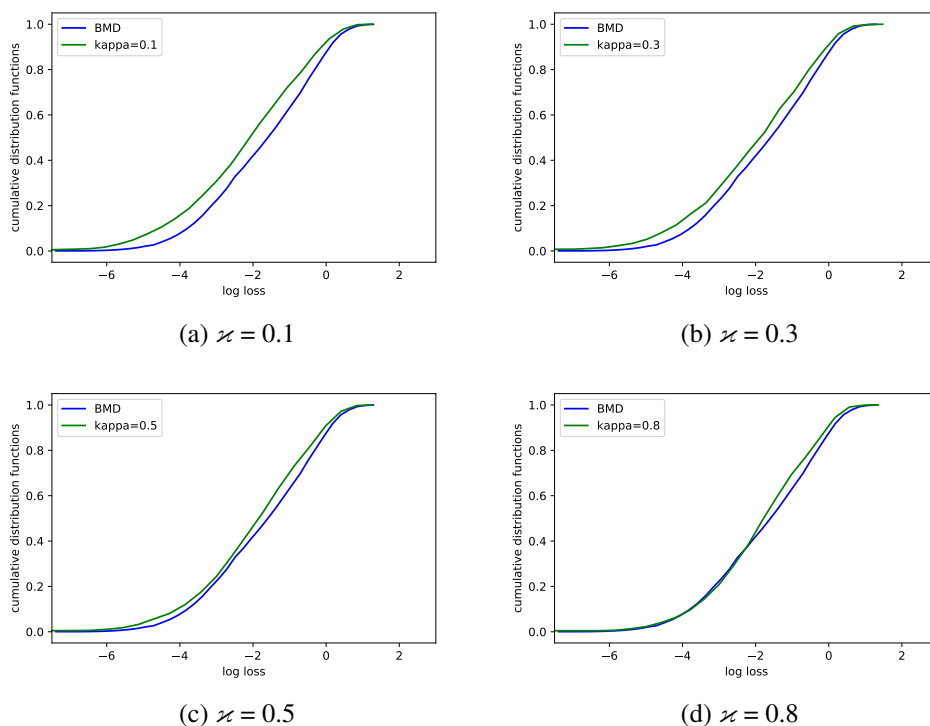


Figure 3: The CDFs of the BMD solution and the STS solutions under different robustness levels \varkappa for the Adult dataset after 80000 iterations.

Peyman Mohajerin Esfahani and Daniel Kuhn. Data-driven distributionally robust optimization using the Wasserstein metric: Performance guarantees and tractable reformulations. *Mathematical Programming*, 171(1-2):115–166, 2018.

H. Föllmer and A. Schied. *Stochastic Finance: An Introduction in Discrete Time*. Walter de Gruyter, 2011.

Dylan J Foster, Ayush Sekhari, and Karthik Sridharan. Uniform convergence of gradients for non-convex learning and optimization. In S. Bengio, H. Wallach, H. Larochelle, K. Grauman, N. Cesa-Bianchi, and R. Garnett, editors, *Advances in Neural Information Processing Systems 31*, pages 8745–8756. Curran Associates, Inc., 2018.

Rui Gao and Anton J. Kleywegt. Distributionally robust stochastic optimization with wasserstein distance. *arXiv preprint arXiv:1604.02199*, 2016.

Rui Gao, Xi Chen, and Anton J Kleywegt. Wasserstein distributional robustness and regularization in statistical learning. *arXiv preprint arXiv:1712.06050*, 2017.

S. Ghadimi, A. Ruszczyński, and M. Wang. A single time-scale stochastic approximation method for nested stochastic optimization. *SIAM J. on Optimization*, 2020. Accepted for publication (arXiv preprint 1812.01094).

- Saeed Ghadimi and Guanghui Lan. Optimal stochastic approximation algorithms for strongly convex stochastic composite optimization, ii: shrinking procedures and optimal algorithms. *SIAM Journal on Optimization*, 23(4):2061–2089, 2013.
- Ian Goodfellow, Yoshua Bengio, and Aaron Courville. *Deep learning*. MIT Press, 2016.
- Ian J Goodfellow, Jonathon Shlens, and Christian Szegedy. Explaining and harnessing adversarial examples. *arXiv preprint arXiv:1412.6572*, 2014.
- Trevor Hastie, Robert Tibshirani, and Martin Wainwright. *Statistical learning with sparsity: the Lasso and generalizations*. CRC press, 2015.
- Prateek Jain, Sham M Kakade, Rahul Kidambi, Praneeth Netrapalli, and Aaron Sidford. Accelerating stochastic gradient descent for least squares regression. In *Conference On Learning Theory*, pages 545–604, 2018.
- Dionysios S Kalogerias and Warren B Powell. Recursive optimization of convex risk measures: Mean-semideviation models. Technical report, 2018.
- Alex Krizhevsky. Learning multiple layers of features from tiny images. Technical report, 2009.
- Daniel Kuhn, Peyman Mohajerin Esfahani, Viet Anh Nguyen, and Soroosh Shafieezadeh-Abadeh. Wasserstein distributionally robust optimization: Theory and applications in machine learning. In *Operations Research & Management Science in the Age of Analytics*, pages 130–166. INFORMS, 2019.
- Alexey Kurakin, Ian Goodfellow, and Samy Bengio. Adversarial machine learning at scale. *arXiv preprint arXiv:1611.01236*, 2016.
- H. Kushner and G. G. Yin. *Stochastic Approximation Algorithms and Applications*. Springer, New York, 2003.
- Yann LeCun, Corinna Cortes, and CJ Burges. MNIST handwritten digit database. *ATT Labs [Online]*. Available: <http://yann.lecun.com/exdb/mnist>, 2, 2010.
- Xiao Li, Zhihui Zhu, Anthony Man-Cho So, and Jason D Lee. Incremental Methods for Weakly Convex Optimization. *arXiv e-prints*, art. arXiv:1907.11687, July 2019.
- Aleksander Madry, Aleksandar Makelov, Ludwig Schmidt, Dimitris Tsipras, and Adrian Vladu. Towards deep learning models resistant to adversarial attacks. *arXiv preprint arXiv:1706.06083*, 2017.
- S. Majewski, B. Miasojedow, and E. Moulines. Analysis of nonsmooth stochastic approximation: the differential inclusion approach. *arXiv preprint arXiv:1805.01916*, 2018.
- Sanjay Mehrotra and He Zhang. Models and algorithms for distributionally robust least squares problems. *Mathematical Programming*, 146(1):123–141, 2014. doi: 10.1007/s10107-013-0681-9. URL <https://doi.org/10.1007/s10107-013-0681-9>.
- R. Mifflin. Semismooth and semiconvex functions in constrained optimization. *SIAM Journal on Control and Optimization*, 15(6):959–972, 1977.

- V. S. Mikhalevich, A. M. Gupal, and V. I. Norkin. *Nonconvex Optimization Methods*. Nauka, Moscow, 1987.
- Hongseok Namkoong and John C Duchi. Stochastic gradient methods for distributionally robust optimization with f-divergences. In *Advances in neural information processing systems*, pages 2208–2216, 2016.
- V. I. Norkin. Generalized-differentiable functions. *Cybernetics and Systems Analysis*, 16(1):10–12, 1980.
- W. Ogryczak and A. Ruszczyński. From stochastic dominance to mean–risk models: semideviations as risk measures. *European Journal of Operational Research*, 116:33–50, 1999.
- W. Ogryczak and A. Ruszczyński. On consistency of stochastic dominance and mean–semideviation models. *Mathematical Programming*, 89:217–232, 2001.
- Krzysztof Postek, Dick den Hertog, and Bertrand Melenberg. Computationally tractable counterparts of distributionally robust constraints on risk measures. *SIAM Review*, 58(4):603–650, 2016. doi: 10.1137/151005221. URL <https://doi.org/10.1137/151005221>.
- Herbert Robbins and Sutton Monro. A stochastic approximation method. *The annals of mathematical statistics*, pages 400–407, 1951.
- A. Ruszczyński and A. Shapiro. Optimization of convex risk functions. *Mathematics of Operations Research*, 31:433–452, 2006.
- Andrzej Ruszczyński. Convergence of a stochastic subgradient method with averaging for non-smooth nonconvex constrained optimization. *Optimization Letters*, 2020. doi: 10.1007/s11590-020-01537-8. URL <https://doi.org/10.1007/s11590-020-01537-8>.
- Andrzej Ruszczyński. A stochastic subgradient method for nonsmooth nonconvex multi-level composition optimization. *arXiv preprint arXiv:2001.10669*, 2020.
- Andrzej Ruszczyński and Alexander Shapiro. *Optimization of Risk Measures*, pages 119–157. Springer London, London, 2006.
- Jacob H. Seidman, Mahyar Fazlyab, Victor M. Preciado, and George J. Pappas. Robust deep learning as optimal control: Insights and convergence guarantees. *Proceedings of Machine Learning Research vol 1*, 1:14, 2020.
- Soroosh Shafieezadeh Abadeh, Peyman Mohajerin Mohajerin Esfahani, and Daniel Kuhn. Distributionally robust logistic regression. In C. Cortes, N. D. Lawrence, D. D. Lee, M. Sugiyama, and R. Garnett, editors, *Advances in Neural Information Processing Systems 28*, pages 1576–1584. Curran Associates, Inc., 2015. URL <http://papers.nips.cc/paper/5745-distributionally-robust-logistic-regression.pdf>.
- Shai Shalev-Shwartz and Shai Ben-David. *Understanding machine learning: From theory to algorithms*. Cambridge University Press, 2014.
- A. Shapiro, D. Dentcheva, and A. Ruszczyński. *Lectures on Stochastic Programming: Modeling and Theory*. SIAM, Philadelphia, 2009.

- Aman Sinha, Hongseok Namkoong, and John Duchi. Certifying some distributional robustness with principled adversarial training. *arXiv preprint arXiv:1710.10571*, 2017.
- Tasuku Soma and Yuichi Yoshida. Statistical learning with conditional value at risk. *arXiv preprint arXiv:2002.05826*, 2020.
- Akiko Takeda and Takafumi Kanamori. A robust approach based on conditional value-at-risk measure to statistical learning problems. *European Journal of Operational Research*, 198(1): 287 – 296, 2009. ISSN 0377-2217. doi: <https://doi.org/10.1016/j.ejor.2008.07.027>. URL <http://www.sciencedirect.com/science/article/pii/S0377221708005614>.
- Choon Hui Teo, S.V.N. Vishwanthan, Alex J. Smola, and Quoc V. Le. Bundle methods for regularized risk minimization. *Journal of Machine Learning Research*, 11(10):311–365, 2010. URL <http://jmlr.org/papers/v11/teo10a.html>.
- Vladimir Vapnik. *The nature of statistical learning theory*. Springer science & business media, 2013.
- M. Wang, E. X. Fang, and B. Liu. Stochastic compositional gradient descent: Algorithms for minimizing compositions of expected-value functions. *Mathematical Programming*, 161(1-2): 419–449, 2017a.
- M. Wang, J. Liu, and E. X. Fang. Accelerating stochastic composition optimization. *Journal of Machine Learning Research*, 18:1–23, 2017b.
- S Yang, M. Wang, and E. X. Fang. Multilevel stochastic gradient methods for nested composition optimization. *SIAM Journal on Optimization*, 29(1):616–659, 2019.
- Dinghuai Zhang, Tianyuan Zhang, Yiping Lu, Zhanxing Zhu, and Bin Dong. You only propagate once: Accelerating adversarial training via maximal principle. In *Advances in Neural Information Processing Systems*, pages 227–238, 2019.