

Causal Feature Selection for Algorithmic Fairness

Sainyam Galhotra
University of Chicago
sainyam@uchicago.edu

Prasanna Sattigeri
IBM Research AI
psattig@us.ibm.com

Karthikeyan Shanmugam
IBM Research AI
karthikeyan.shanmugam2@ibm.com

Kush R. Varshney
IBM Research AI
krvarshn@us.ibm.com

ABSTRACT

The use of machine learning (ML) in high-stakes societal decisions has encouraged the consideration of fairness throughout the ML lifecycle. Although data integration is one of the primary steps to generate high quality training data, most of the fairness literature ignores this stage. In this work, we consider fairness in the integration component of data management, aiming to identify features that improve prediction without adding any bias to the dataset. We work under the *causal fairness* paradigm [46]. Without requiring the underlying structural causal model a priori, we propose an approach to identify a sub-collection of features that ensure fairness of the dataset by performing conditional independence tests between different subsets of features. We use group testing to improve the complexity of the approach. We theoretically prove the correctness of the proposed algorithm and show that sub-linear conditional independence tests are sufficient to identify these variables. A detailed empirical evaluation is performed on real-world datasets to demonstrate the efficacy and efficiency of our technique.

CCS CONCEPTS

• Theory of computation → Machine learning theory.

KEYWORDS

Causal fairness, feature selection, fair machine learning

ACM Reference Format:

Sainyam Galhotra, Karthikeyan Shanmugam, Prasanna Sattigeri, and Kush R. Varshney. 2022. Causal Feature Selection for Algorithmic Fairness. In *Proceedings of the 2022 International Conference on Management of Data (SIGMOD '22)*, June 12–17, 2022, Philadelphia, PA, USA. ACM, New York, NY, USA, 12 pages. <https://doi.org/10.1145/3514221.3517909>

1 INTRODUCTION

Algorithmic fairness is of great societal concern when supervised classification models are used to support allocation decisions in high-stake applications. There have been numerous recent advances in statistically and causally defining group fairness between populations delineated by protected attributes and in the development

Permission to make digital or hard copies of all or part of this work for personal or classroom use is granted without fee provided that copies are not made or distributed for profit or commercial advantage and that copies bear this notice and the full citation on the first page. Copyrights for components of this work owned by others than ACM must be honored. Abstracting with credit is permitted. To copy otherwise, or republish, to post on servers or to redistribute to lists, requires prior specific permission and/or a fee. Request permissions from permissions@acm.org.
SIGMOD '22, June 12–17, 2022, Philadelphia, PA, USA

© 2022 Association for Computing Machinery.
ACM ISBN 978-1-4503-9249-5/22/06...\$15.00
<https://doi.org/10.1145/3514221.3517909>

	Associational	Causal
Pre/Post-processing	[7, 14, 27]	[9, 25, 46]
In-processing	[6, 8, 20, 28, 52]	[40, 44]
Feature Selection		
Discard biased attributes	-	This paper

Table 1: Different categories of fairness techniques. of algorithms to mitigate unwanted bias [5].¹ Bias mitigation algorithms are often categorized into pre-processing, in-processing, and post-processing approaches. Pre-processing techniques modify the distribution of the training data, in-processing techniques modify the objective function of the training procedure or consider additional constraints in the learning phase, and post-processing techniques modify the output predictions – all in service of improving fairness metrics while upholding classification accuracy [11]. Table 1 summarizes a representative set of prior bias mitigation algorithms. However, this categorization misses an important stage in the lifecycle of machine learning practice: data collection, engineering and management [26, 47]. Holstein et al. [21] report that practitioners “typically look to their training datasets, not their ML models, as the most important place to intervene to improve fairness in their products”. Data integration, one of the first components of data management, aims to join together information from different sources that captures rich context and improves predictive ability. With the phenomenal growth of digital data, ML practitioners may procure features from millions of sources spanning data lakes, knowledge graphs, etc [15, 38]. They typically generate exhaustive sets of features from all sources and then perform subset selection [15, 33, 53]. Feature selection is a promising direction for fairness in ML as it does not require assumptions about data distribution and is robust to distribution shifts [12], assuming distribution shifts do not change the structural aspects of the causal model. Some may argue that data integration is a part of pre-processing but we make this distinction as data integration does not involve modification of the data distribution and is considered as the task of a data engineer as opposed to a data modeler.

Filtering methods for feature selection exploit the correlation of features to identify a subset [19]. However, these techniques are ignorant of sensitive attributes and fairness concerns. For example, consider a dataset with features F_1 and F_2 such that F_1 provides slightly more improvement in accuracy than F_2 ; however, incorporating F_1 yields a classifier that reinforces discrimination against protected groups whereas incorporating F_2 yields a classifier with similar outcomes for different groups. Feature selection techniques that are not discrimination-aware will prefer F_1 to F_2 , but F_2 is a better feature to select from a societal perspective.

¹We use the terms *sensitive attribute* and *protected attribute* interchangeably.

To overcome the fairness limitations of standard feature selection methods, we study the problem of fair feature selection, specifically in the context of data integration when we are integrating new tables of features with an existing training dataset (PK-FK joins) or source selection or generating new features using transformations [12, 15, 31]. *Our goal is to identify a subset of new features² that can be integrated with the original dataset without worsening its biases against protected groups.* As an additional advantage, the feature selection paradigm is known to be stable against changes in data distribution as compared to prior techniques that modify the output predictions or the data distribution to mitigate bias [48]. Following the framework of prior fair algorithms [9, 10, 46], we assume access to protected/sensitive attributes which are used to identify the feature subset that obeys fairness. The identification of features that do not induce additional bias is tricky because of relationships between non-protected attributes and protected ones that allow the reconstruction of information in the protected attributes from one or more non-protected ones. For example, zip code can reconstruct race information [23].

There are two main types of techniques to ensure fairness in data: Associational and Causal (summarized in Table 1). Associational techniques look for associative relationships between sensitive attributes and the prediction outcome to mitigate unwanted biases. However, these techniques are based on correlation between attributes and fail to capture causal relationships. There has been a lot of interest in studying causal frameworks [9, 10, 25, 29, 30, 32, 35, 44, 51, 54, 55] to achieve fairness. Due to their ability to distinguish different discrimination mechanisms, we use *causal fairness* [37, 46] as our fairness framework. Certain causal approaches assume access to the underlying causal structure, which is unrealistic in practice [9, 10, 25, 32, 35, 51, 55]. *Importantly, we do not make the assumption that we are given the causal graph (formally, the structure of the causal bayesian network that generates the data) a priori.*

We propose an algorithm SeqSel to identify all new features that when added to the original dataset still ensure causal fairness. Our algorithm takes as input a dataset D comprising an outcome variable, sensitive features, admissible features, and a collection of features that are neither admissible nor sensitive. A feature is considered *admissible* if the protected variables are allowed to affect the outcome through it. For example, consider a credit card application system that contains gender and race as sensitive attributes, expected monthly usage as an admissible attribute (it may have a sensitive attribute as one of its parent but it is permissible for the sensitive attribute to influence the outcome through this variable), and age and education level as variables which are neither sensitive nor admissible. A set of features X is considered to ensure causal fairness if after adding these features one could increase accuracy of a subsequently trained classifier on this new dataset without worrying about causal fairness metrics, i.e. in effect the subset of features when added does not introduce any tradeoff between fairness and accuracy and they are safe to subsequent attempts at building a purely predictive classifier. Our approach operates in two phases focused towards performing conditional independence tests with respect to the sensitive attributes and the target variable. These

²Our algorithms do not assume that all features are presented a priori and works in case new features are added incrementally.

tests help identify variables that (1) do not capture information about sensitive attributes, or (2) ensure fairness even if they capture some information about sensitive attributes. We theoretically prove that both types of these variables ensure causal fairness and analyze the conditions to identify all such variables.

The naïve SeqSel algorithm performs a number of conditional independence tests that grows linearly in the number of features in the dataset. One of the major shortcomings of extant conditional independence testing methods is that they generate spurious correlations between variables if too many tests are performed [50]. To overcome this limitation and reduce the chances of getting spurious results, we propose a more efficient algorithm, GrpSel, that uses graphoid axioms to show that *group testing* can reduce the number of tests to the logarithm of the number of features and additionally improves the overall efficiency of the pipeline.

Our primary contributions are:

- We formalize the problem of fairness in data integration and feature selection setting using causal fairness.
- We provide an algorithm that performs conditional independence tests to identify the variables that do not worsen the fairness of the dataset.
- We prove theoretical guarantees that the variables identified by our algorithm ensure fairness and identify a closed form expression for variables that cannot be added.
- We propose an improved algorithm that leverages ideas of *group testing* to reduce the chances of getting spurious correlations and has sub-linear complexity.
- We show empirical benefits of our techniques on synthetic and real-world datasets.

The paper represents a principled use to address an important problem that has not been addressed before: fair data integration.

2 PRELIMINARIES

In this section, we review the background on algorithmic fairness and models of causality.

We denote variables (also known as dataset attributes or features) by uppercase letters like X, S, A , corresponding values in lower case like x, s, a , and sets of attributes or values in bold (\mathbf{X} or \mathbf{x}).

2.1 Algorithmic Fairness

The area of algorithmic fairness aims to ensure unbiased output for different sub-groups identified by specific set of attributes (also known as protected or sensitive attributes). For example, a loan prediction software should not discriminate against female applicants (gender is the protected attribute). The literature on algorithmic fairness considers a set of protected attributes $\mathbf{S} = \{S_1, \dots, S_{|\mathbf{S}|}\}$, a target variable Y and a prediction algorithm $f : \mathbf{V} \rightarrow Y$ where \mathbf{V} denotes the set of input attributes and the output of f is called the prediction output or an outcome. Typically, ML tasks train a classifier on a dataset D (comprising of attributes \mathbf{V} and target Y) which is assumed to be distributed according to a distribution \Pr . In order to measure the fairness of f with respect to \mathbf{S} , two different types of metrics have been studied: Associational and Causal.

Associational fairness methods capture statistical variabilities in the behavior of the prediction algorithm for different groups of individuals. For example, equalized odds requires that the false positive

and true positive rate of different sub-groups identified by the sensitive attributes is the same. Other associational fairness measures include Demographic parity, conditional statistical parity, and predictive parity [6–8, 20, 28, 52]. Even though associational methods of quantifying fairness are very popular, all these methods fail to distinguish between causal influence and spurious correlations between different input attributes of the prediction algorithm [46]. To this end, recent methods have proposed to capture the causal dependence of the outcome on the protected attribute. Before describing these methods, we present a background on causal graphs.

2.2 Causal DAGs

Probabilistic Causal DAG. A causal DAG over a set of variables V is a directed acyclic graph G that captures functional dependencies between these variables. A variable X_1 is considered to cause X_2 iff $X_1 \rightarrow X_2$ in the causal DAG G . Each variable in the causal graph G is functionally determined by its parents and some unobserved exogenous variables. The causal graph is used as a compact representation to denote the dependence between different variables. Two variables X and Y are independent when conditioned on Z if $\Pr(Y = y|X = x, Z = z) = \Pr(Y = y|X = x)$ and is denoted by $X \perp Y|_{Pr}Z$. To test this condition, we consider a conditional independence (CI) test [50] that returns if X and Y are independent conditioned on Z . An orthogonal line of work has studied different techniques to efficiently test this condition [50]. The joint probability distribution of a set of variables V can be decomposed similar to that of Bayesian networks,

$$\Pr(V) = \prod_{X \in V} \Pr(X|Pa(X)), \quad (1)$$

where $Pa(X)$ denotes the set of parents of X in the graph G .

d-separation and Faithfulness One of the common questions that are answered using causal DAGs is whether $X \perp Y|Z$, i.e. a set of variables X is independent of Y , conditioned on Z . d-separation between three sets of variables X, Y, Z , denoted by $X \perp Y|_dZ$, is a sufficient graphical criterion that syntactically captures observed conditional independencies. X and Y are said to be d-separated given Z , if all paths between X and Y are blocked by Z (Please refer to the full version [16] for a formal definition of blocking and d-separation). Probability distribution of a dataset D is said to be Markov compatible [42] if d-separation implies CI with respect to the probability distribution Pr . If the converse also holds ($X \perp Y|_{Pr}Z \implies X \perp Y|_dZ$), the probability distribution Pr is considered faithful to the causal graph G [43]. We assume throughout this work that Pr is Markov compatible and faithful to G . As CI and d-separation are equivalent under these assumptions, we ignore the sub-script Pr or d in subsequent discussions. Faithfulness is a standard assumption in causal inference, which ensures that all CI observed in the dataset correspond to d-separations in the corresponding causal graph [36, 42, 43]. Graphoid axioms [36, 42, 45] are the popular set of properties that are used to infer conditional independence. We list two axioms that are relevant for this study.

LEMMA 1 (THEOREM 1 [36]). Consider a dataset D with a causal graph G , where the data distribution Pr is faithful to the graph G .

- (1) **Decomposition axiom:** If $A \perp B, C|Z$, then $A \perp B|Z$ and $A \perp C|Z$
- (2) **Composition axiom:** If $A \perp B|Z$ and $A \perp C|Z$, then $A \perp B, C|Z$

PROOF. We use the notion of d-separation to prove these results.

Decomposition axiom: If $A \perp B, C|Z$, then all paths from A to any of B or C are blocked given Z . Therefore, any path from A to $B \subseteq B \cup C$ is also blocked given Z . Therefore, $A \perp B|Z$. Symmetrically, the same argument proves that $A \perp C|Z$. Therefore, $A \perp B, C|Z$. \square

do-operator. Pearl [42] defined intervention as a modification of the state of attributes to a specific value and observe its effect. An intervention on an attribute $X \leftarrow x$ is equivalent to assigning a value x to the variable X in a modified causal graph G' , where G' is same as G except that all incoming edges of X have been removed. According to Pearl [42], do-operator is equivalent to the graphical interpretation of an intervention. An intervention $do(X) = x$ is equivalent to conditioning $X = x$ if X has no ancestors in G .

2.3 Causal Fairness

There has been a lot of recent interest in studying the causal impact of protected attributes on the prediction variable. Causal measures capture the causal dependence of the prediction variable on the sensitive attributes and aim to minimize such effects at different population levels.

Admissible Attributes. In an ideal setting, the prediction attribute and the protected attributes should be d-separated in the causal graph whenever we intervene on the protected attributes. However, it is a very restrictive and impractical requirement [46]. To improve the usefulness of this definition, a subset of the attributes are labelled admissible, through which protected attribute is allowed to impact the prediction attribute. For example, applicant's choice of loan type or loan duration in a banking application. The set of admissible attributes also help to understand the impact of different attributes on the prediction accuracy and fairness. The specification of attributes as admissible is application-dependent and are considered as an input to the problem.

One of the recent causal fairness definitions, interventional fairness [46] is the strongest notion of fairness that is testable over the input dataset and correctly captures group level fairness. It assumes that the input attributes V consist of admissible attributes A , through which the sensitive attributes are allowed to influence the prediction output. The fairness definition in [46] was designed to study datasets and focused on the target attribute Y . We extend this definition to analyze fairness of ML classifiers by analyzing the effect of sensitive attributes on Y' , the prediction output.

DEFINITION 1 (CAUSAL FAIRNESS). For a given set of admissible variables, A , a classifier is considered fair if for any collection of values a of A and output Y' , the following holds: $\Pr(Y' = y|do(S) = s, do(A = a)) = \Pr(Y' = y|do(S) = s', do(A = a))$ for all values of A, S and Y' .

EXAMPLE 1. Consider a loan prediction software [1] that considers demographic attributes along with credit information and loan preferences. Among input attributes, race and gender are considered protected and loan preferences like loan type and duration are generally considered admissible because any bias due to sensitive attributes is allowed to affect the outcome only if it is through individual's preferences. Other attributes like age, zip-code, income, education, etc are considered neither admissible nor inadmissible.

In this dataset, some features like zip-code have been identified as proxy features which are causally dependent on race. Using any

of these proxy features for classifier training can inject bias into the system. According to Definition 1, the protected attributes S are independent of Y' conditioned on A in the intervened graph (incoming edges of S and A are removed), say G' . In other words, S and Y' are d -separated conditioned on A in G' . For more insights about the definition of causal fairness, we refer the reader to [46]. Recent work has also studied causal fairness in settings where the protected attribute is unobserved [17].

Testing causal fairness. Causal fairness is an interventional definition that is represented using do operators. A straightforward way to test this definition is to leverage a fully specified causal graph (graph structure and equations) to estimate the post-intervention probability values. However, fully specified causal graphs are not available in practice and this definition can not be tested as is. Instead, we present a sufficient condition to test for causal fairness.

LEMMA 2. *If conditional-mutual information between the classifier output Y' and protected attributes S is zero when conditioned on the admissible set A , i.e., $I(Y', S|A = a) = 0$ then Y' is causally fair.*

3 PROBLEM STATEMENT

In this section, we define the problem of feature selection to ensure interventional fairness and provide high level intuition of the involved challenges.

Consider a dataset D comprising of a disjoint set of two types of features (i) Sensitive $S = \{S_1, \dots, S_{|S|}\}$ and (ii) Admissible $A = \{A_1, \dots, A_{|A|}\}$ along with a target variable Y . Let $X = \{X_1, \dots, X_n\}$ denote the collection of n features that are neither admissible nor sensitive and can be added to D by performing a join between the input dataset and different datasets from different sources or by feature transformation over a subset of the features. Let $V = A \cup S \cup X \cup Y$ denote the exhaustive list of available variables and Y' denote the learnt target variable which has been trained over a subset $T \subseteq V$. Now, we present the definition of causally fair features that can be added to the original dataset.

DEFINITION 2 (CAUSALLY FAIR FEATURES). *For a given set of admissible variables, A , we say a collection of features $D = A \cup T$ is causally fair if the bayes optimal predictor Y' , trained on D satisfies causal fairness with respect to sensitive attributes S .*

The goal is to identify the largest subset $T \subseteq V$ such that the variable Y' , trained using these variables is fair.

PROBLEM 1. *Given a dataset $D = \{A, S, Y\}$ and a collection of variables X , identify the largest subset $T \subseteq X$ such that the features $D' = A \cup T$ is causally-fair.*

The goal of our problem is to identify all features that can be considered for training a classifier without worsening the fairness of the dataset D . Note that D contains only features $S \cup A$ to begin with, so there is no fairness violation as sensitive attributes are allowed to influence Y' through A and S are not used for training. We make the following assumptions about the causal graph:

ASSUMPTION 1 (FAITHFULNESS ASSUMPTION). *The causal graph G on V is faithful to the observational distribution on V .*

This assumption implies that if two variables A and B are connected in the causal graph, the data cannot result in any spurious conditional independency of the form $(A \perp B|C)$ for any subset

$C \subset V \setminus \{A, B\}$. Faithfulness assumption is one of the most common assumptions in causality and fairness literature [9, 10, 25, 29, 30, 32, 35, 44, 46, 51, 54, 55], which is crucial to model the input dataset.

Classifier Training. A new variable Y' (prediction variable) is generated by learning a predictor over the selected subset of features $(A \cup T)$, and this predictor is the Bayes optimal classifier with $Pr[Y'|A \cup T]$ derived from the observational distribution $P(V)$. It is equivalent to adding Y' as a new node in the causal graph which is a children of all features that impact the classifier output. We make Assumption 2 to ensure that one would apply the same Bayes optimal predictor that has been learnt from observational data to all datasets irrespective of the intervention. This assumption is crucial to decouple fairness of feature selection from the training procedure and to theoretically analyze the quality of bias removal in feature selection. Training the classifier by performing feature engineering over the identified features satisfies this assumption.

ASSUMPTION 2. *For evaluating the fairness criterion in Definition 2 using hypothetical interventional distributions, we assume that the mechanism generating Y' is the same as $P[Y'|A \cup T]$ where $P(\cdot)$ is the observational distribution.*

Problem intuition: According to the definition of causal fairness, the output distribution of the prediction algorithm should not change when the value of sensitive variables is changed whenever we intervene on A . According to do-calculus, intervention on (A) is equivalent to removal of its incoming edges and conditioning on A . If all paths from the sensitive variables to the learnt target Y' that go through the variables considered by f are blocked after an intervention on the admissible variables, then the features considered by f are causally-fair. We first show that the maximal set of features that ensure causal fairness is unique.

LEMMA 3. *Consider two different set of attributes X_1 and X_2 such that $X_1 \neq X_2$. If a classifier trained on X_1 and X_2 separately is causally fair, then a classifier trained on $X_1 \cup X_2$ is also causally fair.*

PROOF. Let Y'_1 and Y'_2 denote the output variable of the classifier trained on X_1 and X_2 . Let G' denote a modified causal graph where incoming edges of S and A are removed. According to the definition of causal fairness, all paths from the sensitive attributes to Y'_1 are blocked in G' , i.e. $S \perp Y'_1 |_{G'} A$. Since, Y'_1 is a child of attributes in X_1 , all paths from S to the parents of Y'_1 are blocked, i.e., $Pa(Y'_1) \perp S |_{G'} A$. We get the same condition for X_2 . Let $Y' = f(X_1 \cup X_2)$. We first simplify the LHS of causal fairness definition as follows.

$$\begin{aligned} & Pr(Y' = y | do(S) = s, do(A) = a) \\ &= \sum_{Pa(Y')=c} (Pr(Y' = y | Pa(Y') = c, do(S) = s, do(A) = a) \times \\ & Pr(Pa(Y') = c | do(S) = s, do(A) = a)) \\ &= \sum_{Pa(Y')=c} Pr(Y' = y | Pa(Y') = c) Pr(Pa(Y') = c | do(S) = s, do(A) = a) \\ &= \sum_{Pa(Y')=c} Pr(Y' = y | Pa(Y') = c) Pr_{G'}(Pa(Y') = c | S = s, A = a) \end{aligned}$$

Since, Y' is trained over X_1 and X_2 , $Pa(Y') \subseteq X_1 \cup X_2$. Therefore, $Pa(Y') \perp_{G'} S | A$, implying $Pr_{G'}(Pa(Y') = c | S = s, A = a) = Pr_{G'}(Pa(Y') = c | A = a)$. Following the same simplification on RHS of Definition 2, we get that $X_1 \cup X_2$ are causally fair. \square

Using Lemma 3, we prove that problem 1 has a unique solution.

LEMMA 4. *Problem 1 has a unique solution T^* .*

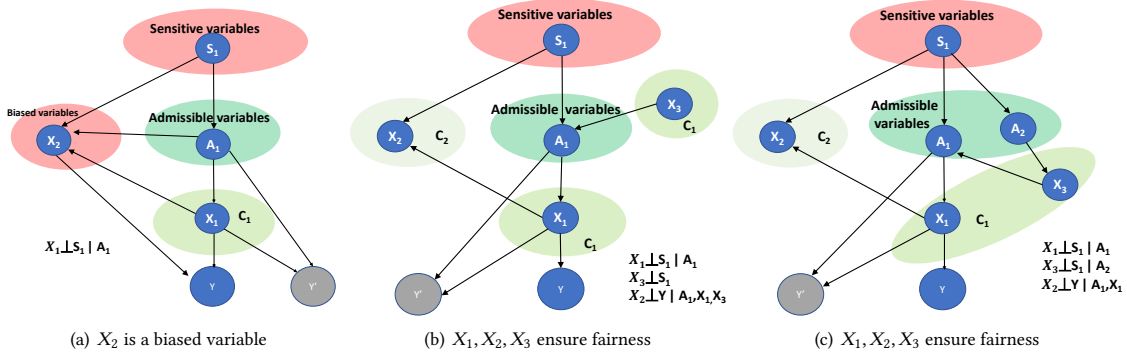


Figure 1: Example causal graphs that demonstrate different types of variables.

PROOF. Suppose, Problem 1 does not have a unique solution. Let T_1 and T_2 be two different maximal sets of features that ensure causal fairness. Using Lemma 3, $T_1 \cup T_2$ also ensure causal fairness. Since $T_1 \neq T_2$, $|T_1 \cup T_2| > |T_1|, |T_2|$. This is a contradiction, as T_1 and T_2 are maximal sets. Therefore, the assumption that Problem 1 does not have a unique solution is wrong. \square

4 SOLUTION APPROACH

In this section, we first present key properties using an example and generalize them to discuss our algorithm, SeqSel. Section 4.2 analyzes the different steps of Algorithm 1 to guarantee causal fairness of identified features and Theorem 1 presents a close-form expression to identify maximal set of causally-fair features.

4.1 Algorithm

One naïve solution to ensure fairness is to consider only the admissible variables A for prediction and not add any other feature to the dataset D . This would satisfy the fairness condition but achieve poor prediction performance as there may be a variable $X \in X$ that is highly correlated with the target variable Y . Another extreme solution is to consider all the variables of X for prediction. This approach would yield high predictive performance but can have arbitrarily poor fairness. We propose SeqSel (Algorithm 1) which considers the collection of variables A , S and X to identify the largest subset of X which when considered along with A ensure causal fairness of the learnt variable Y' . SeqSel algorithm performs CI tests over the observed data without explicit knowledge of the underlying causal graph. We use causal graphs only to illustrate the intuition behind the different components of our algorithm.

Figure 1 presents different example causal graphs, to understand the solution approach and identify CI tests that can be performed without inferring the complete causal graph. These graphs contain sensitive variables S , admissible variables A , target variable Y along with other subsidiary variables X_i 's.

- (1) In all three figures, variables like X_1 have unblocked paths from S to X_1 but all these paths are blocked by the admissible set. Therefore, these variables do not capture any new information about the protected variables. In general, such variables can be identified by checking if X_1 is conditionally independent of S given A , i.e. $(X_1 \perp S | A)$.
- (2) Variables like X_3 in Figure 1(b) are independent of the sensitive attributes and can be identified easily by performing CI test between variable X and S .

- (3) Variable like X_3 in Figure 1(c) is not independent of S_1 but is independent of S_1 given A_2 . X_3 ensures causal fairness and can be identified by testing $X_3 \perp S | A_2$.
- (4) X_2 in Figure 1(b) and 1(c) is not independent of S_1 even with an intervention on A and captures sensitive information. However, X_2 is independent of Y given A .

Algorithm 1 SeqSel

```

1: Input: Variables  $A, S, X, Y$ 
2:  $C_1 \leftarrow \phi$ 
3: for  $X \in X$  do ▷ First phase
4:   if  $\exists A \subseteq A$  such that  $(X \perp S | A)$  then ▷ CI test condition
5:      $C_1 \leftarrow C_1 \cup \{X\}$ 
6:  $C_2 \leftarrow \phi$  ▷ Second phase
7:  $X \leftarrow X \setminus C_1$ 
8: for  $X \in X$  do
9:   if  $(X \perp Y | A \cup C_1)$  then
10:      $C_2 \leftarrow C_2 \cup \{X\}$ 
11: return  $C_1 \cup C_2$ 

```

The different types of variables considered in points 1-3 above do not capture any sensitive information after intervening on A or any subset of A . We denote these variables by C_1 , identified by testing CI of X with S given any subset of A . Therefore, all paths from $S \rightarrow X \rightarrow Y$ are blocked for all these variables. The variables that capture sensitive information but are independent of Y given all the selected features $C_1 \cup A$ also do not impact the bayes-optimal classifier. This shows that all the variables discussed above ensure causal fairness. Any variable that is not independent of S and Y even after intervening on A is biased and is not safe to be added. X_2 in Figure 1(a) is one such example. Consider a variation in Figure 1(b) by adding an edge $X_3 \rightarrow X_1$. Even then X_1 is a valid feature to ensure causal fairness. However, $X_1 \not\perp S_1 | A_1$ and therefore, the above mentioned CI conditions do not capture such variables. Specifically, if a variable X has a blocked path from S which forms a collider at the admissible attribute A , then above mentioned CI tests do not capture X in the set of fair features. We discuss this condition more formally in Theorem 1.

REMARK 1. In Figure 1(a), $X_2 \rightarrow X_1$ because there does not exist any path from S to X_1 which is unblocked given A .

REMARK 2. If C_2 is conditionally independent of Y given A , C_1 , it may not contribute towards the predictive power of the Bayes optimal classifier trained on these variables. However, for most practical purposes the classifier trained can leverage C_2 for better prediction.

Algorithm 1 captures these intuitions to perform CI tests in two phases. The first phase (lines 3-5) identifies all variables that do not get affected by sensitive attributes, in the presence of admissible attributes \mathbf{A} or any subset of \mathbf{A} . All these variables do not capture any extra information about sensitive attributes and are safe to be added to the dataset D . The rest of the variables, $\mathbf{X} \setminus \mathbf{C}_1$, capture information about sensitive attributes which can worsen fairness of the dataset. The second phase (lines 6-10) identifies the subset such that the target variable is not affected by their sensitive information in the presence of admissible attributes. We call this algorithm SeqSel as it sequentially performs CI tests to select features.

4.2 Theoretical Analysis

In this section, we show that the variables identified by SeqSel ensure causal fairness. We consider the original causal graph G along with a new variable Y' that refers to the prediction variable trained using the variables \mathbf{A} along with the variables returned by Algorithm 1. We first show that the variables \mathbf{C}_1 and \mathbf{C}_2 identified by Algorithm 1 maintain causal fairness. For this analysis, we assume that the target variable Y does not have a child.

LEMMA 5. *Consider a dataset D with admissible variables \mathbf{A} and sensitive S and a collection of variables \mathbf{C}_1 . If $\exists A \subseteq \mathbf{A}$ such that $(\mathbf{C}_1 \perp S|A)$ then $\mathbf{A} \cup \mathbf{C}_1$ is causally fair.*

PROOF. Given $(\mathbf{C}_1 \perp S|A)$ for some $A \subseteq \mathbf{A}$, the variable X does not capture any information about the sensitive variables. Hence all paths from S to the target Y that pass through X are blocked. Mathematically, we consider a causal graph along with Y' and evaluate the distribution under the intervention of \mathbf{A} and S as follows.

$$\begin{aligned} Pr[Y'|do(S), do(\mathbf{A})] &= \sum_{\mathbf{C}_1} Pr[Y'|C_1, do(S), do(\mathbf{A})] Pr[C_1|do(S), do(\mathbf{A})] \\ &\text{Using Lemma 9 from the full version [16]} \\ &= \sum_{\mathbf{C}_1} Pr[Y'|C_1, do(S), do(\mathbf{A})] Pr[C_1|do(\mathbf{A})] \\ &\text{Using Lemma 10 from the full version} \\ &= \sum_{\mathbf{C}_1} Pr[Y'|C_1, do(\mathbf{A})] Pr[C_1|do(\mathbf{A})] = Pr[Y'|do(\mathbf{A})] \end{aligned}$$

This shows that any intervention on S does not affect the variable Y' , thereby ensuring causal fairness of the considered features. \square

The following lemma justifies the addition of \mathbf{C}_2 to the dataset D without affecting its causal fairness.

LEMMA 6. *Consider a dataset D with admissible variables \mathbf{A} and sensitive S , a set of variables \mathbf{C}_1 satisfying $(\mathbf{C}_1 \perp S|\mathbf{A})$ and a collection of variables \mathbf{C}_2 with $(\mathbf{C}_2 \not\perp S|\mathbf{A})$, if $(\mathbf{C}_2 \perp Y|\mathbf{A}, \mathbf{C}_1)$ then $\mathbf{A} \cup \mathbf{C}_2 \cup \mathbf{C}_1$ is causally fair.*

PROOF. We simplify the causal fairness condition as follows:

$$\begin{aligned} &Pr[Y'|do(S), do(\mathbf{A})] \\ &= \sum_{\mathbf{C}_1, \mathbf{C}_2} \left(Pr[Y'|C_1, C_2, do(S), do(\mathbf{A})] \times Pr[C_1, C_2|do(S), do(\mathbf{A})] \right) \\ &\text{Using Lemma 10 from the full version [16]} \\ &= \sum_{\mathbf{C}_1, \mathbf{C}_2} \left(Pr[Y'|C_1, C_2, do(\mathbf{A})] \times Pr[C_2|C_1, do(S), do(\mathbf{A})] Pr[C_1|do(S), do(\mathbf{A})] \right) \\ &\text{Since } Y' \text{ is independent of } C_2 \text{ given } \mathbf{A} \text{ and } C_1 \\ &= \sum_{\mathbf{C}_1, \mathbf{C}_2} \left(Pr[Y'|C_1, do(\mathbf{A})] Pr[C_2|C_1, do(S), do(\mathbf{A})] \times Pr[C_1|do(S), do(\mathbf{A})] \right) \end{aligned}$$

$$\begin{aligned} &\text{Summing } Pr[C_2|C_1, do(S), do(\mathbf{A})] \text{ over } C_2 \\ &= \sum_{\mathbf{C}_1} Pr[Y'|C_1, do(\mathbf{A})] Pr[C_1|do(S), do(\mathbf{A})] = Pr[Y'|do(\mathbf{A})] \end{aligned}$$

This condition shows that $\mathbf{A} \cup \mathbf{C}_1 \cup \mathbf{C}_2$ ensure causal-fairness. \square

This shows that the features \mathbf{C}_1 and \mathbf{C}_2 ensure causal fairness of the dataset. Using these results, we identify a closed form expression to identify all variables that ensure causal fairness. Note that whenever the trained classifier is not bayes optimal, \mathbf{C}_1 still ensure causal fairness but the effectiveness of \mathbf{C}_2 crucially relies on the optimality of the trained classifier.

THEOREM 1. *Consider a dataset D with admissible variables \mathbf{A} , sensitive S , a set of variables \mathbf{X} with a target Y . A variable $X \in \mathbf{X}$ is safe to be added along with $\mathbf{T} \cup \mathbf{A}$, where $\mathbf{T} \subseteq \mathbf{C}_1 \cup \mathbf{C}_2 \cup \mathbf{A}$ without violating causal fairness iff (i) $(X \perp S|\mathbf{A})$ for some $A \subseteq \mathbf{A}$ or (ii) $(X \perp Y|C', \mathbf{A})$, where $(C' \perp S|\mathbf{A})$ or (iii) X is not a descendant of S in $G_{\bar{\mathbf{A}}}$, where $G_{\bar{\mathbf{A}}}$ is same as G with incoming edges of \mathbf{A} removed.*

PROOF. Using Lemma 5 and 6, we can observe that all the variables $\mathbf{C}_1 \cup \mathbf{C}_2$ such that $(\mathbf{C}_1 \perp S|\mathbf{A})$, where $A \subseteq \mathbf{A}$ and $(\mathbf{C}_2 \perp Y|\mathbf{C}_1, \mathbf{A})$ are safe to be added without worsening the fairness of the dataset. Now consider a variable X , which is not a descendant of S in $G_{\bar{\mathbf{A}}}$. All paths from S to X are blocked when we intervene on \mathbf{A} as all incoming edges of \mathbf{A} are removed. Therefore it is safe to add X without affecting causal fairness of the dataset.

To show the converse, when $X \not\perp S|\mathbf{A}, \forall A \subseteq \mathbf{A}$ and $X \not\perp Y|C', \mathbf{A}$ and X is a descendant of S in $G_{\bar{\mathbf{A}}}$, then we show that X can worsen the fairness. We can observe the following properties about X :

- $(S \not\perp X|\mathbf{A})$ implies there exists a path from S to X that is unblocked given \mathbf{A} .
- $(X \not\perp Y|\mathbf{A}, C')$ implies that X is predictive of Y given the features $\mathbf{T} \subseteq \mathbf{C}_1 \cup \mathbf{C}_2$. Therefore, there will be a direct edge from X to the learned variable Y' .

If the paths from S to X are unblocked in $G_{\bar{\mathbf{A}}}$ then S to X is unblocked when we intervene on \mathbf{A} . In this case, the path from $S \rightarrow X \rightarrow Y'$ is unblocked and therefore X is a biased variable that violates causal fairness of the dataset. \square

SeqSel captures variables that can be identified by performing CI tests. However, the last condition of Theorem 1 requires intervention to identify other variables. Devising a set of CI tests to identify these variables is an interesting question for future work.

REMARK 3. *PC-algorithm [49], one of the most popular causal discovery techniques learn the causal graph structure from the data. However, these techniques are known to work under specific modelling assumptions of the data and are highly inefficient. The number of CI tests required by such techniques is generally exponential in the number of input attributes.*

Complexity: Algorithm 1 tests conditional independence (CI) of each variable with S and Y . In the worst case, it requires $O(2^{|\mathbf{A}|}n)$ CI tests to identify all the variables that do not worsen the fairness of D . In most realistic scenarios, $|\mathbf{A}|$ is a small constant, yielding overall complexity of $O(n)$, where n is the number of features. Existing CI testing techniques can generate spurious correlations between independent variables for large values of n . In the next section, we

propose a group testing formulation that reduces this complexity to $O(\log n)$ tests, thereby improving its accuracy.

4.3 Group Testing

Group testing is an old technique that efficiently performs tests on a logarithmic number of groups of items rather than testing each item separately. It has not been used in causal inference to identify independent variables. We use graphoid axioms to show the following two results for any collection of variables X and Z justifying the correctness of group testing in our framework.

Algorithm 2 GrpSel

```

1: Input: Variables  $A, S, X, Y$ 
2:  $C_1 \leftarrow \text{first\_phase}((A, S, X_1, Y))$ 
3:  $C_2 \leftarrow \text{final\_candidates}((A, S, X_1, Y, C_1))$ 
4: return  $C_1 \cup C_2$ 

```

Algorithm 3 first_phase

```

1: Input: Variables  $A, S, X, Y$ 
2:  $C_1 \leftarrow \phi$ 
3: if  $\exists A \subseteq A$  such that  $(X \perp S|A)$  then
4:    $C_1 \leftarrow X$ 
5: else
6:    $X_1, X_2 \leftarrow \text{random\_partition}(X)$ 
7:    $C_1 \leftarrow \text{first\_phase}(A, S, X_1, Y)$ 
8:    $C_1 \leftarrow C_1 \cup \text{first\_phase}(A, S, X_2, Y)$ 
9: return  $C_1$ 

```

Algorithm 4 final_candidates

```

1: Input: Variables  $A, S, X, Y, C_1$ 
2:  $C_2 \leftarrow \phi$ 
3: if  $(X \perp Y|A, C_1)$  then
4:    $C_2 \leftarrow X$ 
5: else
6:    $X_1, X_2 \leftarrow \text{random\_partition}(X)$ 
7:    $C_2 \leftarrow \text{final\_candidates}(A, S, X_1, Y, C_1)$ 
8:    $C_2 \leftarrow C_2 \cup \text{final\_candidates}(A, S, X_2, Y, C_2)$ 
9: return  $C_2$ 

```

LEMMA 7. *If $\exists X_i \in X$ such that $X_1 \not\perp X_i|Z$ then $(X_1 \not\perp X \setminus \{X_i\}|Z)$ for some variables X_1 and Z .*

LEMMA 8. *If $(X_1 \not\perp X \setminus X_1|Z)$ then $\exists X_i \in X \setminus \{X_1\}$ such that $(X_1 \not\perp X_i|Z)$ for some Z .*

These results yield the following two properties that make Algorithm 1 more efficient.

- If $(X_1 \not\perp X_2, X_3|Z)$ then $X_1 \not\perp X_2|Z$ or $X_1 \not\perp X_3|Z$
- If $(X_1 \perp X_2, X_3|Z)$ then $X_1 \perp X_2|Z$ and $X_2 \perp X_3|Z$

Algorithm 2 presents an improved version of SeqSel that uses group testing to remove all the variables that do not satisfy the CI statements shown in Theorem 1. We call this approach GrpSel. GrpSel operates in two phases, aiming to capture variables C_1 and C_2 , respectively. The first phase (Algorithm 3) identifies the variables which do not capture any new information about sensitive variables given $A \subseteq A$. It tests the CI between S and X given

$A \subseteq A$. If the variables are conditionally independent, then all the variables X are identified to maintain causal fairness. On the other hand, if the variables are conditionally dependent, the set X is partitioned into two equal partitions and first_phase algorithm is called recursively for both the partitions. Algorithm 4, performs the second phase to identify the variables which are independent of the target variable Y given A and C_1 . This algorithm operates similarly to first_phase with a different CI test.

Complexity. Algorithm 3 requires a total of $2^{|A|}k \log n$ tests to identify all variables X that satisfy $(S \perp X|A)$, where k is the number of variables that do not satisfy the condition. The second phase requires $k' \log k$ tests to identify the variables that satisfy CI with Y where k' is the number of variables that do not satisfy the condition. Therefore, GrpSel has better complexity when the total number of biased variables k is $o(n/\log n)$.

5 EXPERIMENTS

In this section, we empirically evaluate our technique along with baselines on real-world and synthetic datasets. We answer the following research questions. **Q1** Are SeqSel and GrpSel able to ensure causal fairness of the trained classifier? **Q2** How does the quality of classifier trained using different feature selection algorithms compare in terms of fairness and accuracy? **Q3** Is GrpSel effective in reducing the number of required CI tests?

5.1 Setup

Datasets. We consider the following datasets.

- *Medical Expenditure* (MEPS) [2]: predict total number of hospital visits from patient medical information (Healthcare utilization is sometimes used as a proxy for allocating home care). We consider two variations denoted by MEPS(1) and MEPS(2). MEPS(1) considers ‘Arthritis diagnosis’ as admissible and MEPS(2) considers ‘Arthritis diagnosis’ and ‘Mental health’ as admissible. Race is considered sensitive. Contains 7915 training and 3100 test records.
- *German Credit* [1] applications. The account status is considered admissible and person’s age is used as a sensitive attribute. Contains 800 training and 200 test records.
- *Compas* [24] : predict criminal recidivism from features such as the severity of the original crime. The number of prior convictions, age and severity of charge degree are taken as admissible and race as sensitive. Contains 7200 samples.
- *Adult* [3] : predict income of individuals. Gender is considered sensitive and hours per week, occupation, age, education are considered admissible. Contains 48k individuals.
- *Synthetic*: a synthetically constructed dataset where a feature is constructed to be highly correlated to a sensitive feature with probability p . This dataset is used for understanding the effect of number of features and the fraction of noisy features on the complexity of our techniques.

Baselines. We consider the following baselines to identify a subset of features for the training task.

- (1) **A**: uses the variables in the admissible set.
- (2) **ALL**: uses all features present in the dataset.
- (3) **Hamlet** [34]: uses heuristics to identify features which do not add value to the data set and can be ignored.

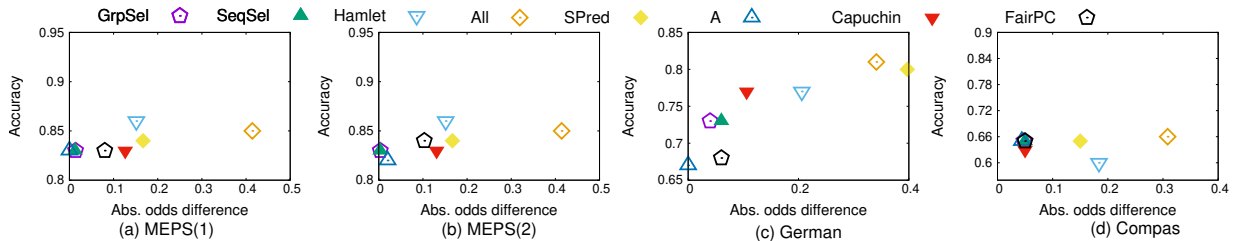


Figure 2: Classifier fairness and accuracy on MEPS, German, and Compas datasets.

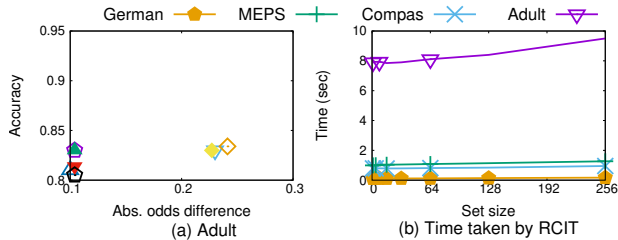


Figure 3: (a) Accuracy vs. Abs. odds difference (b) Running time comparison for varying conditioning set size.

- (4) SPred: learn a classifier using an exhaustive set of features to predict the sensitive attribute. Based on feature importance, we remove the highly predictive features.
- (5) Capuchin [46]: state-of-the-art in-processing technique that ensures causal fairness by adding or removing tuples.
- (6) Fair-PC: learns the causal graph using PC algorithm [49] and uses it to infer features that ensure causal fairness.

Experiment Setup. We evaluate accuracy and fairness of the trained classifier on the test set. To evaluate fairness, we measure conditional mutual information (CMI) and absolute odds difference calculated as the difference in false positive rate and true positive rate between the privileged and unprivileged groups. We consider the CMI and group fairness metric as a proxy because zero CMI implies causal fairness which further implies group fairness and can be easily evaluated from observed data [46]. We use RCIT [50] package in R for CI tests and logistic regression as the classifier.

5.2 Solution Quality

Figure 2 compares the accuracy of the classifier trained with the features identified by our baselines along with its fairness. ALL learns the most accurate classifier as compared to all other techniques. However, it achieves the highest odds difference and hence worst fairness with respect to the sensitive attribute of the dataset. A maintains high fairness but achieves quite low accuracy as compared to SeqSel and GrpSel. Hamlet does not identify features that are highly correlated with sensitive attributes and does not improve its fairness. SPred identifies a few features that capture sensitive information but is unable to identify all such features. Hence, it does not improve the fairness of the classifier as compared to GrpSel. Capuchin and FairPC are able to improve fairness as compared to ALL but performs worse than GrpSel and SeqSel. However, accuracy of the learnt classifier is lower for FairPC than Capuchin, SeqSel, and GrpSel. SeqSel and GrpSel maintain high fairness with respect to various metrics of fairness without much loss in accuracy. We calculated feature importance of identified attributes and identified that a number of attributes identified in the

second phase of our algorithm have non-zero feature importance and contribute towards classifier prediction.

For MEPS and German datasets, GrpSel and SeqSel are able to identify features that mitigate the bias and do not lose much in classifier accuracy. However, all other techniques have higher bias against the protected attribute on Compas. In this case, we observe that the admissible feature is correlated to the sensitive attribute, affecting the fairness of the trained classifier. We empirically swept the p-value threshold from 0.01 to 0.05, and results are stable and do not impact its performance. As an example, the accuracy of the trained classifier was 0.83-0.84 on MEPS and within 0.73-0.76 on German on varying the thresholds. We observed similar behavior on changing the classifier from logistic regression to random forest.

Table 2 compares the conditional mutual information between the learnt variable Y' (according to GrpSel) and target Y with S given A .³ Across all datasets, Y' is independent of S even though the original target variable Y was unfair. This experiment validates the efficacy of our techniques to identify features that ensure fairness and get rid of the biased features.

Dataset	CMI			Number of tests	
	$CMI(S, Y' A)$	$CMI(S, Y A)$		SeqSel	GrpSel
MEPS(1)	0.0	0.015	MEPS(1)	343	247
MEPS(2)	0.0	0.014	MEPS(2)	420	390
German	0.002	0.018	German	525	81
Compas	0.0	0.01	Compas	257	83
Adult	0.01	0.03	Adult	125	23

Table 2: Conditional Mutual Information [39] and number of CI tests required for each dataset

Model Selection. We tested these pipelines by training other ML algorithms like random forest and Adaboost classifier. Across all datasets, we observe that SeqSel and GrpSel maintain fairness of the trained classifier while maintaining high accuracy.

5.3 Synthetic Data

In this experiment, we tested the causal fairness metric by simulating interventions presented in Definition 2 and compared with ground truth. We evaluate GrpSel and SeqSel on multiple synthetic datasets generated using causal graphs of varied sizes (1000, 3000 and 5000). Across all datasets, we observed that SeqSel and GrpSel identified majority of the variables that ensure causal fairness. However, other baselines were not able to identify all the biased features, thereby leading to biased datasets.

Complexity. The total number of CI tests required by SeqSel and GrpSel are shown in Table 2. GrpSel requires fewer tests than SeqSel across all datasets. Since all these datasets contain fewer

³Some mutual information values were slightly negative and were truncated to 0 as suggested by Mukherjee et al. [39].

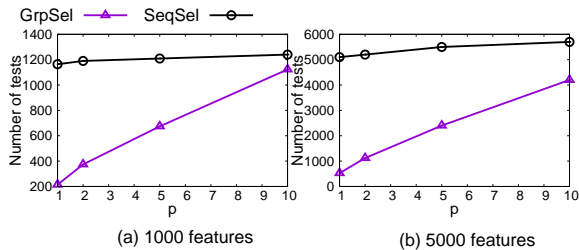


Figure 4: Total number of conditional independence tests vs. p , the percentage of biased variables.

than 1000 features, the improvement is not very significant. To understand the difference in complexity of the two techniques, we perform an extensive simulation study by varying the total number of features and the fraction of biased variables.

Figure 5 compares the total number of CI tests required to identify variables that ensure causal fairness. With the increase in total number of features (n), the number of tests required by SeqSel grows linearly. However, the growth of GrpSel is sub-linear and requires fewer tests than SeqSel for larger n . This result is coherent with our theoretical analysis of $O(n)$ tests for SeqSel and $O(k \log n)$ for GrpSel, where k is the number of biased variables and n is the total number of features in the dataset.

Effect of p . Figure 4 compares GrpSel and SeqSel as a function of the total fraction of biased variables in the dataset. SeqSel’s complexity is driven by the total number of features irrespective of the number of biased features. However, the tests required by GrpSel are dependent linearly on p . This experiment confirms the benefit of using group testing when the total number of biased variables are fewer than $(\log n)/n$.

Advantages of Group-testing We now evaluate the benefits of using group-testing based technique for feature selection. We generated a synthetic dataset containing 1000 records and increased the number of features (denoted by t) from 100 to 1000 in increments of 100. We tested the correctness of GrpSel’s output with the ground-truth calculated from the causal graph. We observed that around 5 attributes that are independent of S are dropped by SeqSel when $t = 500$. The spuriousness increases to ≈ 47 features when $t = 1000$. On the other hand, GrpSel did not return any spurious correlation for $t \leq 900$ features and returned less than 5 spurious features when $t = 1000$. This experiment demonstrates that group-testing can reduce the chances of getting a spurious output.

5.4 Robustness

In this experiment, we changed the test data by modifying the effect of sensitive attribute on the target variable through specific attributes (by changing edge weights of the causal graph). This data distribution shift did not affect the performance of GrpSel or SeqSel and both techniques achieved 0 absolute odds difference. In contrast, prior pre-processing techniques led to an increase in absolute odds difference of upto 15%. The evaluation demonstrated the weakness of pre-processing techniques to generalize to settings beyond the data distribution of the repaired training dataset. Prior work has referred to it as over-fitting with respect to fairness [12].

Running time. Figure 3(b) compares the running time of CI test run using RCIT package for varying size of the conditioning set. This experiment shows that the running time increases linearly

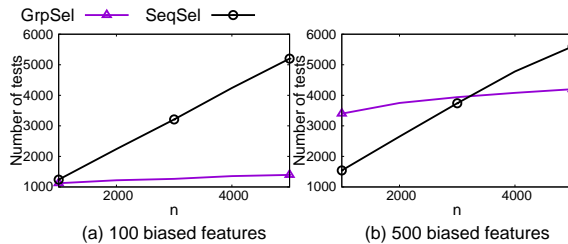


Figure 5: Total number of conditional independence tests vs. n for a fixed number of biased variables.

with increasing set size but the gradient is very slow. For example, the running time for the adult dataset increases from 8 sec to less than 10 sec when the conditioning set size increases from 1 to 256. Therefore, performing a CI test with groups of features is effective.

Among all techniques, we observe that GrpSel and SeqSel execute within 10 minutes for all real-world datasets, and it takes around 1 minute to train a classifier. Therefore, our techniques learn a fair classifier in less than 11 minutes across all datasets.

6 RELATED WORK

To the best of our knowledge, there is very little related work on discrimination-aware or fair feature selection. One of the recent papers on feature construction and exploration [12] has studied the problem of constructing new features that can help improve prediction without affecting fairness. Grgić-Hlača et al. [18] use human moral judgements of different properties of features (volitionality, reliability, privacy, and relevance) as the starting point for feature selection. Although they cite causal fairness definitions as the basis for feature relevance, they do not use the data to quantify this relevance. Salimi et al. [46] consider causal fairness to change the input data distribution as opposed to identification of a small set of features that ensure causal fairness. Dutta et al. [13] start with the causal fairness perspective as well and also use tools from information theory, but use partial information decomposition to partition the information contained in the features into exempt and non-exempt portions; the goal is not feature subset selection, but gaining insight into different types of discrimination. Nabi and Shpitser [40] considered causal pathways to identify discrimination and then train a fair classifier assuming full knowledge of the underlying causal graph. Zhang et al. [56] consider causal definitions of fairness and devise algorithms that repair the dataset to ensure fairness. Noriega Campero et al. [41] and its followup [4] examine an active feature acquisition paradigm from the perspective of fairness but do not study the causal notion of fairness.

7 CONCLUSION

In this paper, we have tackled the problem of data integration – joining additional features to an initially given dataset – while not introducing additional unwanted bias against protected groups. We have utilized the formalism of causal fairness and do-calculus to develop an algorithm for adding variables that is theoretically-guaranteed not to make fairness worse. We have enhanced this algorithm using group testing to make it more efficient (the first use of group testing in such a setting) and shown its efficacy on several datasets. The extension of our techniques for active learning or online setting are interesting questions for future work.

REFERENCES

- [1] 2013. Uci machine learning repository. <https://archive.ics.uci.edu/ml/datasets/Statlog+German+Credit+Data%29> (2013).
- [2] 2016. Medical Expenditure Panel Survey. <https://meps.ahrq.gov/mepsweb/> (2016).
- [3] Arthur Asuncion and David Newman. 2007. UCI machine learning repository.
- [4] Michiel Bakker, Alejandro Noriega Campero, Duy Patrick Tu, Prasanna Sattigeri, Kush R. Varshney, and Alex Pentland. 2019. On Fairness in Budget-Constrained Decision Making. In *KDD Workshop on Explainable Artificial Intelligence*.
- [5] Solon Barocas, Moritz Hardt, and Arvind Narayanan. 2020. *Fairness and Machine Learning: Limitations and Opportunities*. <https://fairmlbook.org>.
- [6] Toon Calders and Sicco Verwer. 2010. Three naive bayes approaches for discrimination-free classification. *Data mining and knowledge discovery* 21, 2 (2010), 277–292.
- [7] Flavio P Calmon, Dennis Wei, Bhanukiran Vinzamuri, Karthikeyan Natesan Ramamurthy, and Kush R Varshney. 2017. Optimized pre-processing for discrimination prevention. In *Proceedings of the 31st International Conference on Neural Information Processing Systems*. 3995–4004.
- [8] L Elisa Celis, Lingxiao Huang, Vijay Keswani, and Nisheeth K Vishnoi. 2019. Classification with fairness constraints: A meta-algorithm with provable guarantees. In *Proceedings of the conference on fairness, accountability, and transparency*. 319–328.
- [9] Silvia Chiappa. 2019. Path-specific counterfactual fairness. In *Proceedings of the AAAI Conference on Artificial Intelligence*, Vol. 33. 7801–7808.
- [10] Silvia Chiappa and William S Isaac. 2018. A causal Bayesian networks viewpoint on fairness. In *IFIP International Summer School on Privacy and Identity Management*. Springer, 3–20.
- [11] Brian d’Alessandro, Cathy O’Neil, and Tom LaGatta. 2017. Conscientious Classification: A Data Scientist’s Guide to Discrimination-Aware Classification. *Big Data* 5, 2 (June 2017), 120–134.
- [12] Ricardo Salazar Diaz, Felix Neutatz, and Ziawasch Abedjan. 2021. Automated Feature Engineering for Algorithmic Fairness. *PVLDB* (2021).
- [13] Sanghamitra Dutta, Praveen Venkatesh, Piotr Mardziel, Anupam Datta, and Pulkit Grover. 2020. An Information-Theoretic Quantification of Discrimination with Exempt Features. In *Proceedings of the AAAI Conference on Artificial Intelligence*.
- [14] Michael Feldman, Sorelle A Friedler, John Moeller, Carlos Scheidegger, and Suresh Venkatasubramanian. 2015. Certifying and removing disparate impact. In *Proceedings of the 21th ACM SIGKDD international conference on knowledge discovery and data mining*. 259–268.
- [15] Sainyam Galhotra, Udayan Khurana, Oktie Hassanzadeh, Kavitha Srinivas, Horst Samulowitz, and Miao Qi. 2019. Automated Feature Enhancement for Predictive Modeling using External Knowledge. *ICDM* (2019).
- [16] Sainyam Galhotra, Karthikeyan Shanmugam, Prasanna Sattigeri, and Kush R. Varshney. [n.d.]. Causal Feature Selection for Algorithmic Fairness, arXiv <https://arxiv.org/abs/2006.06053>.
- [17] Sainyam Galhotra, Karthikeyan Shanmugam, Prasanna Sattigeri, and Kush R Varshney. 2021. Interventional Fairness with Indirect Knowledge of Unobserved Protected Attributes. *Entropy* 23, 12 (2021), 1571.
- [18] Nina Grgić-Hlača, Muhammad Bilal Zafar, Krishna P. Gummadi, and Adrian Weller. 2018. Beyond Distributive Fairness in Algorithmic Decision Making: Feature Selection for Procedurally Fair Learning. In *Proceedings of the AAAI Conference on Artificial Intelligence*. 51–60.
- [19] Mark Andrew Hall. 1999. Correlation-based feature selection for machine learning. (1999).
- [20] Moritz Hardt, Eric Price, and Nati Srebro. 2016. Equality of opportunity in supervised learning. *Advances in neural information processing systems* 29 (2016), 3315–3323.
- [21] Kenneth Holstein, Jennifer Wortman Vaughan, Hal Daumé, III, Miroslav Dudik, and Hanna Wallach. 2019. Improving Fairness in Machine Learning Systems: What Do Industry Practitioners Need?. In *Proceedings of the CHI Conference on Human Factors in Computing Systems*. 600.
- [22] Yimin Huang and Marco Valtorta. 2012. Pearl’s calculus of intervention is complete. *arXiv preprint arXiv:1206.6831* (2012).
- [23] David Ingold and Spencer Soper. 2016. Amazon doesn’t consider the race of its customers. should it? *Bloomberg* (2016).
- [24] Lauren Kirchner Jeff Larson, Surya Mattu and Julia Angwin. 2016. How we analyzed the compas recidivism algorithm. *ProPublica* (2016).
- [25] Ray Jiang, Aldo Pacchiano, Tom Stepleton, Heinrich Jiang, and Silvia Chiappa. 2019. Wasserstein fair classification. *arXiv preprint arXiv:1907.12059* (2019).
- [26] Eun Seo Jo and Timnit Gebru. 2020. Lessons from Archives: Strategies for Collecting Sociocultural Data in Machine Learning. In *Proceedings of the ACM Conference on Fairness, Accountability, and Transparency*.
- [27] Faisal Kamiran and Toon Calders. 2012. Data preprocessing techniques for classification without discrimination. *Knowledge and Information Systems* 33, 1 (2012), 1–33.
- [28] Toshihiro Kamishima, Shotaro Akaho, Hideki Asoh, and Jun Sakuma. 2012. Fairness-aware classifier with prejudice remover regularizer. In *Joint European Conference on Machine Learning and Knowledge Discovery in Databases*. Springer, 35–50.
- [29] Aria Khademi and Vasant Honavar. 2019. Algorithmic Bias in Recidivism Prediction: A Causal Perspective. *arXiv*. arXiv:1911.10640
- [30] Aria Khademi, Sanghack Lee, David Foley, and Vasant Honavar. 2019. Fairness in algorithmic decision making: An excursion through the lens of causality. In *The World Wide Web Conference*. 2907–2914.
- [31] Udayan Khurana, Deepak Turaga, Horst Samulowitz, and Srinivasan Parthasarathy. 2016. Cognito: Automated feature engineering for supervised learning. In *2016 IEEE 16th International Conference on Data Mining Workshops (ICDMW)*. IEEE, 1304–1307.
- [32] Niki Kilbertus, Mateo Rojas Carulla, Giambattista Parascandolo, Moritz Hardt, Dominik Janzing, and Bernhard Schölkopf. 2017. Avoiding Discrimination through Causal Reasoning. In *Advances in Neural Information Processing Systems*. 656–666.
- [33] Pradap Konda, Arun Kumar, Christopher Ré, and Vaishnavi Sashikanth. 2013. Feature selection in enterprise analytics: a demonstration using an R-based data analytics system. *PVLDB* 6, 12 (2013), 1306–1309.
- [34] Arun Kumar, Jeffrey Naughton, Jignesh M Patel, and Xiaojin Zhu. 2016. To join or not to join? thinking twice about joins before feature selection. In *Proceedings of the 2016 International Conference on Management of Data*. 19–34.
- [35] Matt Kusner, Joshua Loftus, Chris Russell, and Ricardo Silva. 2017. Counterfactual Fairness. In *Advances in Neural Information Processing Systems*. 4066–4076.
- [36] Steffen Lauritzen and Kayvan Sadeghi. 2018. Unifying Markov properties for graphical models. *The Annals of Statistics* 46, 5 (2018), 2251–2278.
- [37] Joshua R Loftus, Chris Russell, Matt J Kusner, and Ricardo Silva. 2018. Causal reasoning for algorithmic fairness. *arXiv preprint arXiv:1805.05859* (2018).
- [38] Renée J Miller. 2018. Open data integration. *PVLDB* 11, 12 (2018), 2130–2139.
- [39] Sudipto Mukherjee, Himanshu Asnani, and Sreeram Kannan. 2019. Ccmi: Classifier based conditional mutual information estimation. *arXiv preprint arXiv:1906.01824* (2019).
- [40] Razieh Nabi and Ilya Shpitser. 2018. Fair inference on outcomes. In *Thirty-Second AAAI Conference on Artificial Intelligence*.
- [41] Alejandro Noriega Campero, Michiel Bakker, Bernardo Garcia Bulle, and Alex Pentland. 2019. Active Fairness in Algorithmic Decision Making. In *Proceedings of AAAI / ACM Conference on Artificial Intelligence, Ethics, and Society*. 77–83.
- [42] Judea Pearl. 2009. *Causality*. Cambridge university press.
- [43] Jonas Peters, Dominik Janzing, and Bernhard Schölkopf. 2017. *Elements of causal inference: foundations and learning algorithms*. The MIT Press.
- [44] Chris Russell, Matt J Kusner, Joshua Loftus, and Ricardo Silva. 2017. When worlds collide: integrating different counterfactual assumptions in fairness. In *Advances in Neural Information Processing Systems*. 6414–6423.
- [45] Kayvan Sadeghi. 2017. Faithfulness of probability distributions and graphs. *Journal of Machine Learning Research* 18, 148 (2017), 1–29.
- [46] Babak Salimi, Luke Rodriguez, Bill Howe, and Dan Suciu. 2019. Interventional fairness: Causal database repair for algorithmic fairness. In *Proceedings of the 2019 International Conference on Management of Data*. 793–810.
- [47] Sebastian Schelter, Yuxuan He, Jatin Khilnani, and Julia Stoyanovich. 2019. Fair-Prep: Promoting Data to a First-Class Citizen in Studies on Fairness-Enhancing Interventions. arXiv:1911.12587.
- [48] Harvineet Singh, Rina Singh, Vishwali Mhasawade, and Rumi Chunara. 2019. Fair predictors under distribution shift. *arXiv preprint arXiv:1911.00677* (2019).
- [49] Peter Spirtes, Clark N Glymour, Richard Scheines, and David Heckerman. 2000. *Causation, prediction, and search*. MIT press.
- [50] Eric V Strobl, Kun Zhang, and Shyam Visweswaran. 2019. Approximate kernel-based conditional independence tests for fast non-parametric causal discovery. *Journal of Causal Inference* 7, 1 (2019).
- [51] Depeng Xu, Yongkai Wu, Shuhan Yuan, Lu Zhang, and Xintao Wu. 2019. Achieving causal fairness through generative adversarial networks. *IJCAI*.
- [52] Muhammad Bilal Zafar, Isabel Valera, Manuel Gomez Rogriguez, and Krishna P Gummadi. 2017. Fairness constraints: Mechanisms for fair classification. In *Artificial Intelligence and Statistics*. PMLR, 962–970.
- [53] Ce Zhang, Arun Kumar, and Christopher Ré. 2016. Materialization optimizations for feature selection workloads. *ACM Transactions on Database Systems (TODS)* 41, 1 (2016), 2.
- [54] Junzhe Zhang and Elias Bareinboim. 2018. Equality of Opportunity in Classification: A Causal Approach. In *Advances in Neural Information Processing Systems*. 3671–3681.
- [55] Junzhe Zhang and Elias Bareinboim. 2018. Fairness in Decision-Making – The Causal Explanation Formula. In *Proceedings of the AAAI Conference on Artificial Intelligence*. 2037–2045.
- [56] Lu Zhang, Yongkai Wu, and Xintao Wu. 2016. A causal framework for discovering and removing direct and indirect discrimination. *arXiv preprint arXiv:1611.07509* (2016).

8 PROOFS

First, we show the following property of do-calculus.

LEMMA 9. *Given a disjoint collection of variables X, Y and Z in a causal graph G , such that $(X \perp Y|Z')$, where $Z' \subseteq Z$, then $Pr[X|do(Y), do(Z)] = Pr[X|do(Z)]$*

PROOF. Using the third rule of do-calculus (Equation 10, [22]), $Pr[X|do(Y), do(Z)] = Pr[X|do(Z)]$ when X is independent of Y given Z in the graph where incoming edges of Z have been removed. Since, $X \perp Y|Z'$ in G where $Z' \subseteq Z$, removing additional incoming edges will ensure that none of the variables in Z are a collider and conditioning on $Z \setminus Z'$ additionally will still maintain conditional independence. \square

LEMMA 10. *Given a dataset D comprising of variables $\mathcal{A} \cup \mathcal{S} \cup \mathcal{X}$, target variable Y and let Y' be the variable learnt using the feature subset $\mathcal{T} \cup \mathcal{A}$, then $Pr(Y'|do(\mathcal{A}), do(\mathcal{S}), \mathcal{T}) = Pr(Y'|do(\mathcal{A}), \mathcal{T})$, where $T \subseteq \mathcal{X}$*

PROOF. Based on the assumption about the construction of Y' (Assumption 2), the variable Y' is only dependent on the variables in $\mathcal{A} \cup \mathcal{T}$ in all environments. Given $\mathcal{A} \cup \mathcal{T}$, the variable Y' is independent of \mathcal{S} . The same condition holds even when incoming edges of \mathcal{A} are removed. Also, \mathcal{S} nodes do not have any incoming edges. Therefore, on applying the third rule of do-calculus, since Y' is independent of \mathcal{S} in the modified graph where incoming edges of \mathcal{A} and \mathcal{S} nodes that are ancestors of \mathcal{T} are removed. Therefore, $Pr(Y'|do(\mathcal{A}), do(\mathcal{S}), \mathcal{T}) = Pr(Y'|do(\mathcal{A}), \mathcal{T})$ \square

8.1 Proof of Lemma 7

We denote conditional mutual information between two variables X and Y given Z as $I(X, Y|Z)$.

PROOF. Using chain rule, $I(X_1, \mathcal{X}|Z) = I(X_1, X_i|Z) + I(X_1, Z|X_i) \geq I(X_1, X_i|Z) > 0$ \square

8.2 Proof of Lemma 8

PROOF. $X_1 \not\perp \mathcal{X} \setminus X_1|Z$ means that path from X_1 to \mathcal{X} is not blocked. Using assumption 1, that the path to atleast one of $X_i \in \mathcal{X} \setminus X_1$ is not blocked. Hence, $\exists i$ such that $X_1 \not\perp X_i|Z$. \square

8.3 Dataset description

- *Medical Expenditure (MEPS)*⁴: This dataset comprises of health assessment features (both physical and mental) along with demographic features. The dataset is used to predict the number of hospital visits.
- *German Credit*⁵ dataset from UCI repository contains attributes of various applicants and the goal is to classify them based on credit risk.
- *Compas*⁶ was a risk assessment tool used by courts to determine if a defendant should be released or retained. This dataset contains features like age, race, prior conviction, etc.

⁴<https://meps.ahrq.gov/mepsweb/>

⁵[https://archive.ics.uci.edu/ml/datasets/statlog+\(german+credit+data\)](https://archive.ics.uci.edu/ml/datasets/statlog+(german+credit+data))

⁶<https://github.com/propublica/compas-analysis>

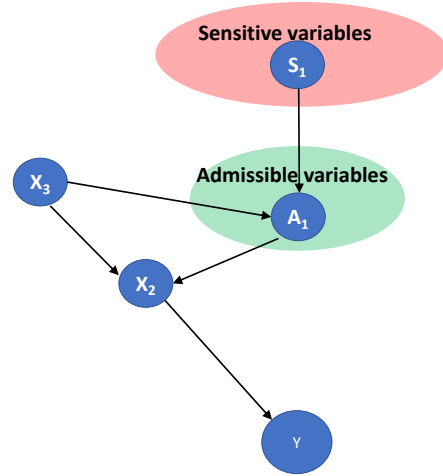


Figure 6: Example graph where X_2 is not identified as causally fair by GrpSel. We omit other nodes for the sake of clarity.

In addition to the default set of features, we use techniques from [31] to generate new features, constructed by composition of already present features.

Setup. We considered the default threshold of p-value to be 0.01 and default settings of sklearn’s logistic regression classifier. GrpSel and SeqSel were implemented in R and the classifier training and testing in Python. The code was run on a laptop with 16GB RAM running MAC OS.

9 ADDITIONAL EXPERIMENTS

Our experiments on real-world datasets that compare group fairness metric (absolute odds difference) and conditional mutual information (CMI) correspond two ends of the spectrum. Since causal fairness implies group fairness, Figure 2 provides some evidence that our algorithms can potentially ensure fairness. On the other hand, since GrpSel has low CMI with the target variable given \mathcal{A} (Table 2), the CMI of \mathcal{S} and Y' will be low even after intervening on \mathcal{A} . This experiment guarantees the effectiveness of our techniques to ensure causal fairness.

To further analyze the ability of our algorithms to ensure causal fairness, we evaluate GrpSel and SeqSel on multiple synthetic datasets generated using causal graphs of varied sizes (1000, 3000 and 5000) along with the examples shown in Figure 1 a-c.

In this experiment, we validated the effectiveness of SeqSel and GrpSel to identify the variables that ensure causal fairness. Across all datasets, we observed that SeqSel and GrpSel identified all the variables that ensure causal fairness. One of the variables in 1000 node dataset was not detected by our algorithm. We show a small subgraph of this dataset in Figure 6. In this dataset, variable X_2 is not identified by GrpSel and SeqSel because $X_2 \not\perp S_1$ and $X_2 \not\perp S_1|A_1$. This is an example scenario where interventional data is required to identify such variables.

We ran an additional experiment to test the robustness of our techniques with respect to distribution shift. In this experiment, we

varied the effect of sensitive attribute on the target variable through specific attributes. This shift in data distribution did not affect the performance of GrpSel or SeqSel but pre-processing techniques like reweighting⁷ fail to ensure fairness under the modified distribution.

9.1 d-separation

Two nodes X and Y are d-separated if every path between them (should any exist) is blocked. If even one path between X and Y is unblocked, X and Y are d-connected. More formally,

DEFINITION 3 (D-SEPARATION). *A path p is blocked by a set of nodes Z if and only if*

- (1) *p contains a chain of nodes $A \rightarrow B \rightarrow C$ or a fork $A \leftarrow B \rightarrow C$ such that the middle node B is in Z (i.e., B is conditioned on), or*
- (2) *p contains a collider $A \rightarrow B \leftarrow C$ such that the collision node B is not in Z , and no descendant of B is in Z .*

If Z blocks every path between two nodes X and Y , then X and Y are d-separated, conditional on Z , and thus are independent conditional on Z .

⁷<https://aif360.mybluemix.net/>