

# Directional convergence and alignment in deep learning

Ziwei Ji    Matus Telgarsky  
{ziweiji2,mjt}@illinois.edu  
University of Illinois, Urbana-Champaign

## Abstract

In this paper, we show that although the minimizers of cross-entropy and related classification losses are off at infinity, network weights learned by gradient flow converge *in direction*, with an immediate corollary that network predictions, training errors, and the margin distribution also converge. This proof holds for deep homogeneous networks — a broad class of networks allowing for ReLU, max-pooling, linear, and convolutional layers — and we additionally provide empirical support not just close to the theory (e.g., the AlexNet), but also on non-homogeneous networks (e.g., the DenseNet). If the network further has locally Lipschitz gradients, we show that these gradients also converge in direction, and asymptotically *align* with the gradient flow path, with consequences on margin maximization, convergence of saliency maps, and a few other settings. Our analysis complements and is distinct from the well-known neural tangent and mean-field theories, and in particular makes no requirements on network width and initialization, instead merely requiring perfect classification accuracy. The proof proceeds by developing a theory of unbounded nonsmooth Kurdyka-Lojasiewicz inequalities for functions definable in an o-minimal structure, and is also applicable outside deep learning.

## 1 Introduction

Recent efforts to rigorously analyze the optimization of deep networks have yielded many exciting developments, for instance the neural tangent (Jacot et al., 2018; Du et al., 2018; Allen-Zhu et al., 2018; Zou et al., 2018) and mean-field perspectives (Mei et al., 2019; Chizat and Bach, 2018). In these works, it is shown that small training or even testing error are possible for wide networks.

The above theories, with finite width networks, usually require the weights to stay close to initialization in certain norms. By contrast, practitioners run their optimization methods as long as their computational budget allows (Shallue et al., 2018), and if the data can be perfectly classified, the parameters are guaranteed to diverge in norm to infinity (Lyu and Li, 2019). This raises a worry that the prediction surface can continually change during training; indeed, even on simple data, as in Figure 1, the prediction surface continues to change after perfect classification is achieved, and even with large width is not close to the maximum margin predictor from the neural tangent regime. If the prediction surface never stops changing, then the generalization behavior, adversarial stability, and other crucial properties of the predictor could also be unstable.

In this paper, we resolve this worry by guaranteeing stable convergence behavior of deep networks as training proceeds, despite this growth of weight vectors to infinity. Concretely:

1. **Directional convergence:** the parameters converge *in direction*, which suffices to guarantee convergence of many other relevant quantities, such as the *prediction margins*.
2. **Alignment:** when gradients exist, they converge in direction to the parameters, which implies various margin maximization results and saliency map convergence, to name a few.

### 1.1 First result: directional convergence

We show that the network parameters  $W_t$  converge *in direction*, meaning the normalized iterates  $W_t/\|W_t\|$  converge. Details are deferred to Section 3, but here is a brief overview.

Our networks are *L-positively homogeneous in the parameters*, meaning scaling the parameters by  $c > 0$  scales the predictions by  $c^L$ , and *definable in some o-minimal structure*, a mild technical assumption which

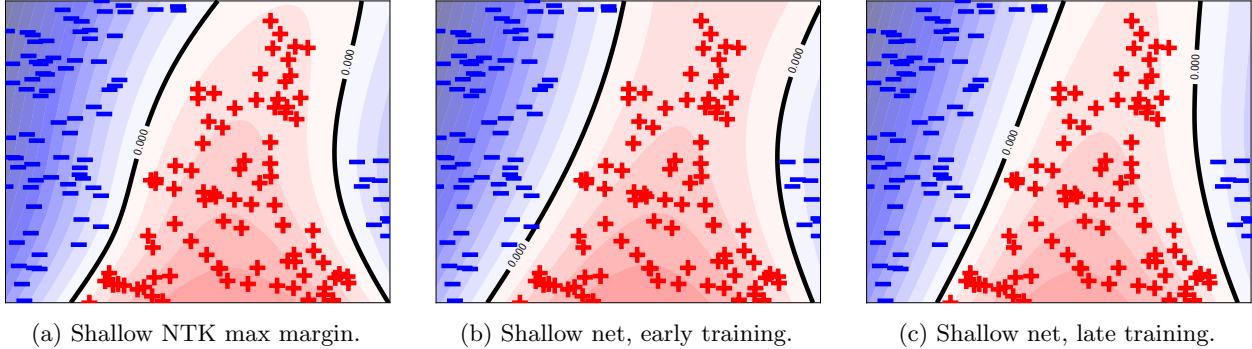


Figure 1: Prediction surface of a shallow network on simple synthetic data with blue negative examples (“-”) and red positive examples (“+”), trained via gradient descent. Figure 1a shows the prediction surface reached by freezing activations, which is also the prediction surface of the corresponding Neural Tangent Kernel (NTK) maximum margin predictor (Soudry et al., 2017). Figure 1b shows the same network, but now without frozen activations, at the first moment with perfect classification. Training this network much longer converges to Figure 1c.

we will describe momentarily. Our networks can be arbitrarily deep with many common types of layers (e.g., linear, convolution, ReLU, and max-pooling layers), but homogeneity rules out some components such as skip connections and biases, which all satisfy definability.

We consider binary classification with either the logistic loss  $\ell_{\log}(z) := \ln(1 + e^{-z})$  (binary cross-entropy) or the exponential loss  $\ell_{\exp}(z) := e^{-z}$ , and a standard gradient flow (infinitesimal gradient descent) for non-differentiable non-convex functions via the Clarke subdifferential. We start from an initial risk smaller than  $1/n$ , where  $n$  denotes the number of data samples; in this way, our analysis handles the late phase of training, and can be applied after some other analysis guarantees risk  $1/n$ .

Under these conditions, we prove the following result, without any other assumptions about the distribution of the parameters or the width of the network (cf. Theorem 3.1):

*The curve swept by  $W_t/\|W_t\|$  has finite length, and thus  $W_t/\|W_t\|$  converges.*

Our main corollary is that *prediction margins* converge (cf. Corollary 3.2), meaning convergence of the normalized per-example values  $y_i \Phi(x_i; W_t)/\|W_t\|^L$ , where  $y_i$  is the label and  $\Phi(x_i; W_t)$  is the prediction on example  $x_i$ . These quantities are central in the study of generalization of deep networks, and their stability also implies stability of many other useful quantities (Bartlett et al., 2017; Jiang et al., 2019, 2020). As an illustration of directional convergence and margin convergence, we plot the margin values for all examples in the standard *cifar* data against training iterations in Figure 2; these trajectories exhibit strong convergence behavior, both within our theory (a modified homogeneous AlexNet, as in Figure 2a), and outside of it (DenseNet, as in Figure 2b).

Directional convergence is often assumed throughout the literature (Gunasekar et al., 2018a; Chizat and Bach, 2020), but has only been established for linear predictors (Soudry et al., 2017). It is tricky to prove because it may still be false for highly smooth functions: for instance, the homogeneous Mexican Hat function satisfies all our assumptions *except* definability, and can be adjusted to have arbitrary order of continuous derivatives, but its gradient flow *does not* converge in direction, instead it spirals (Lyu and Li, 2019). To deal with similar pathologies in many branches of mathematics, the notion of functions *definable in some o-minimal structure* was developed: these are rich classes of functions built up to limit oscillations and other bad behavior. Using techniques from this literature, we build general tools, in particular unbounded nonsmooth Kurdyka-Łojasiewicz inequalities, which allows us to prove directional convergence, and may also be useful outside deep learning. More discussion on the o-minimal literature is given in Section 1.3, technical preliminaries are introduced in Section 2, and a proof overview is given in Section 3, with full details in the appendices.

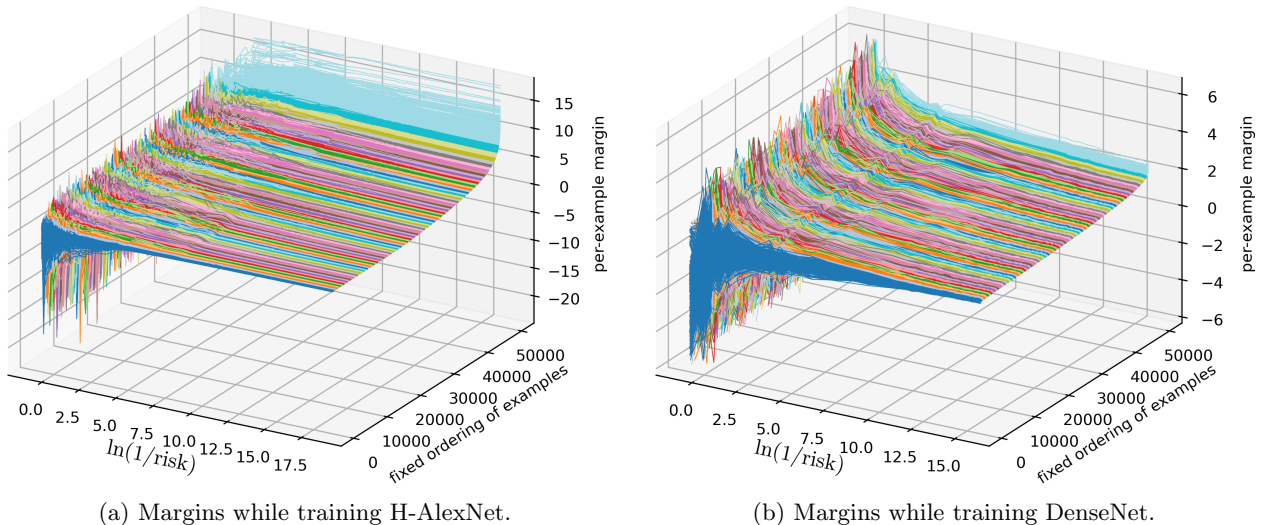


Figure 2: The margins of all examples in `cifar`, plotted against time, or rather optimization accuracy  $\ln(n/\mathcal{L}(W_t))$  to remove the effect of step size and other implementation coincidences. Figure 2a shows “H-AlexNet”, a homogeneous version of AlexNet as described in the main text (Krizhevsky et al., 2012), which is handled by our theory. Figure 2b shows a standard DenseNet (Huang et al., 2017), which does not fit the theory in this work due to skip connections and biases, but still exhibits convergence of margins, thus suggesting a tantalizing open problem.

## 1.2 Second result: gradient alignment

Our second contribution, in Section 4, is that if the network has locally Lipschitz gradients, then these gradients also converge, and are *aligned* to the gradient flow path (cf. Theorem 4.1).

*The gradient flow path, and the gradient of the risk along the path, converge to the same direction.*

As a practical consequence of this, recall the use of gradients within the interpretability literature, specifically in *saliency maps* (Adebayo et al., 2018): if gradients do not converge in direction then saliency maps can change regardless of the number of iterations used to produce them. As a theoretical consequence, directional convergence and alignment imply margin maximization in a variety of situations: this holds in the deep linear case, strengthening prior work (Gunasekar et al., 2018b; Ji and Telgarsky, 2018a), and in the 2-homogeneous network case, with an assumption taken from the infinite width setting (Chizat and Bach, 2020), but presented here with finite width.

## 1.3 Further related work

Our analysis is heavily inspired and influenced by the work of Lyu and Li (2019), who studied margin maximization of homogeneous networks, establishing monotonicity of a *smoothed margin*, a quantity we also use. However, they did not prove directional convergence but instead must use subsequences. Their work also left open alignment and global margin maximization.

**Directional convergence.** A standard approach to resolve directional convergence and similar questions is to establish that the objective function in question is *definable in some o-minimal structure*, which as mentioned before, limits oscillations and other complicated behavior. This literature cannot be directly applied to our setting, owing to a combination of nonsmooth layers like the ReLU and max-pooling, and the exponential function used in the cross entropy loss, and as a result, our proofs need to rebuild many o-minimal results from the ground up.

In more detail, an important problem in the o-minimal literature is the *gradient conjecture* of René Thom: it asks when the existence of  $\lim_{t \rightarrow \infty} W_t = z$  further implies  $\lim_{t \rightarrow \infty} (W_t - z) / \|W_t - z\|$  exists, and was established in various definable scenarios by Kurdyka et al. (2000a, 2006) via related Kurdyka-Lojasiewicz inequalities (Kurdyka, 1998). The underlying proof ideas can also be used to analyze  $\lim_{t \rightarrow \infty} W_t / \|W_t\|$  when

the weights go to infinity (Grandjean, 2007). However, the prior results require the objective function to be either real analytic, or definable in a “polynomially-bounded” o-minimal structure. The first case causes the aforementioned nonsmoothness issue, and excludes many common layers in deep learning such as the ReLU and max-pooling. The second case excludes the exponential function, and means the logistic and cross-entropy losses cannot be handled. To resolve these issues, we had to redo large portions of the o-minimality theory, such as the nonsmooth unbounded Kurdyka-Łojasiewicz inequalities that can handle the exponential/logistic loss, as presented in Section 3.

**Alignment.** As discussed in Section 4, alignment implies the gradient flow reaches a stationary point of the limiting margin maximization objective, and therefore is related to various statements and results throughout the literature on implicit bias and margin maximization (Soudry et al., 2017; Ji and Telgarsky, 2018b). This stationary point perspective also appears in some nonlinear works, for instance in the aforementioned work on margins by Lyu and Li (2019), which showed that *subsequences* of the gradient flow converge to such stationary points; in addition to fully handling the gradient flow, the present work also differs in that alignment is in general a stronger notion, in that it is unclear how to prove alignment as a consequence of convergence to KKT points. Additionally, alignment can still hold when the objective function is not definable and directional convergence is false, for example on the homogeneous Mexican hat function, which cannot be handled by the approach in (Lyu and Li, 2019, Appendix J). As a final pointer to the literature, many implicit bias works explicitly assume directional convergence and some version of alignment (Gunasekar et al., 2018b; Chizat and Bach, 2020), but neither do these works indicate a possible proof, nor do they provide conclusive evidence.

## 1.4 Experimental overview

The experiments in Figures 1 and 2 are performed in as standard a way as possible to highlight that directional convergence is a reliable property; full details are in Appendix A. Briefly, Figure 1 uses synthetic data and vanilla gradient descent (no momentum, no weight decay, etc.) on a 10,000 node wide 2-layer *squared* ReLU network and its Neural Tangent Kernel classifier; by using the squared ReLU, both our directional convergence and our alignment results apply. Figure 2 uses standard *cifar* firstly with a modified homogeneous AlexNet and secondly with an unmodified DenseNet, respectively inside and outside our assumptions. SGD was used on *cifar* due to training set size, and seeing how directional convergence still seems to occur, suggests another open problem.

## 2 Preliminaries and assumptions

In this section, we first introduce the notions of Clarke subdifferentials and o-minimal structures, and then use these notions to describe the network model, gradient flow, and Assumptions 2.1 and 2.3. Throughout this paper,  $\|\cdot\|$  denotes the  $\ell_2$  (Frobenius) norm, and  $\|\cdot\|_\sigma$  denotes the spectral norm.

**Locally Lipschitz functions and Clarke subdifferentials.** Consider a function  $f : D \rightarrow \mathbb{R}$  with  $D$  open. We say that  $f$  is *locally Lipschitz* if for any  $x \in D$ , there exists a neighborhood  $U$  of  $x$  such that  $f|_U$  is Lipschitz continuous. We say that  $f$  is  $C^1$  if  $f$  is continuously differentiable on  $D$ .

If  $f$  is locally Lipschitz, it holds that  $f$  is differentiable a.e. (Borwein and Lewis, 2000, Theorem 9.1.2). The *Clarke subdifferential* of  $f$  at  $x \in D$  is defined as

$$\partial f(x) := \text{conv} \left\{ \lim_{i \rightarrow \infty} \nabla f(x_i) \mid x_i \in D, \nabla f(x_i) \text{ exists, } \lim_{i \rightarrow \infty} x_i = x \right\},$$

which is nonempty convex compact (Clarke, 1975), and if  $f$  is continuously differentiable at  $x$ , then  $\partial f(x) = \{\nabla f(x)\}$ . Vectors in  $\partial f(x)$  are called *subgradients*, and we let  $\bar{\partial} f(x)$  denote the unique minimum-norm subgradient:

$$\bar{\partial} f(x) := \arg \min_{x^* \in \partial f(x)} \|x^*\|.$$

In the following analysis, we use  $\bar{\partial} f$  in many places that seem to call on  $\nabla f$ .

**O-minimal structures and definable functions.** Formally, an o-minimal structure is a collection  $\mathcal{S} = \{\mathcal{S}_n\}_{n=1}^\infty$ , where  $\mathcal{S}_n$  is a set of subsets of  $\mathbb{R}^n$  which includes all algebraic sets and is closed under finite union/intersection and complement, Cartesian product, and projection, and  $\mathcal{S}_1$  consists of finite unions of open intervals and points. A set  $A \subset \mathbb{R}^n$  is *definable* if  $A \in \mathcal{S}_n$ , and a function  $f : D \rightarrow \mathbb{R}^m$  with  $D \subset \mathbb{R}^n$  is *definable* if its graph is in  $\mathcal{S}_{n+m}$ . More details are given in Appendix B.

Many natural functions and operations are definable. First of all, definability of functions is stable under algebraic operations, composition, inverse, maximum and minimum, etc. Moreover, Wilkie (1996) proved that there exists an o-minimal structure where polynomials and the exponential function are definable. Consequently, definability allows many common layer types in deep learning, such as fully-connected/convolutional/ReLU/max-pooling layers, skip connections, the cross entropy loss, etc.; moreover, they can be composed arbitrarily. As will be discussed later, what is still missing is the handling of the gradient flow on such functions.

**The network model.** Consider a dataset  $\{(x_i, y_i)\}_{i=1}^n$ , where  $x_i \in \mathbb{R}^d$  are features and  $y_i \in \{-1, +1\}$  are binary labels, and a predictor  $\Phi(\cdot; W) : \mathbb{R}^d \rightarrow \mathbb{R}$  with parameters  $W \in \mathbb{R}^k$ . We make the following assumption on the predictor  $\Phi$ .

**Assumption 2.1.** For any fixed  $x$ , the prediction  $W \mapsto \Phi(x; W)$  as a function of  $W$  is locally Lipschitz,  $L$ -positively homogeneous for some  $L > 0$ , and definable in some o-minimal structure including the exponential function.  $\diamond$

As mentioned before, homogeneity means that  $\Phi(x; cW) = c^L \Phi(x; W)$  for any  $c \geq 0$ . This means, for instance, that linear, convolutional, ReLU, and max-pooling layers are permitted, but not skip connections and biases. Homogeneity is used heavily throughout the theoretical study of deep networks (Lyu and Li, 2019).

Given a decreasing loss function  $\ell$ , the total loss (or *unnormalized empirical risk*) is given by

$$\mathcal{L}(W) := \sum_{i=1}^n \ell(y_i \Phi(x_i; W)) = \sum_{i=1}^n \ell(p_i(W)),$$

where  $p_i(W) := y_i \Phi(x_i; W)$  are also locally Lipschitz,  $L$ -positively homogeneous and definable under Assumption 2.1. We consider the exponential loss  $\ell_{\text{exp}}(z) := e^{-z}$  and the logistic loss  $\ell_{\text{log}}(z) := \ln(1 + e^{-z})$ , in which case  $\mathcal{L}$  is also locally Lipschitz and definable.

**Gradient flow.** As in (Davis et al., 2020; Lyu and Li, 2019), a curve  $z$  from an interval  $I$  to some real space  $\mathbb{R}^m$  is called an *arc* if it is absolutely continuous on any compact subinterval of  $I$ . It holds that an arc is a.e. differentiable, and the composition of an arc and a locally Lipschitz function is still an arc. We consider a gradient flow  $W : [0, \infty) \rightarrow \mathbb{R}^k$  that is an arc and satisfies

$$\frac{dW_t}{dt} \in -\partial \mathcal{L}(W_t), \quad \text{for a.e. } t \geq 0. \quad (2.2)$$

Our second assumption is on the initial risk, and appears in prior work (Lyu and Li, 2019).

**Assumption 2.3.** The initial iterate  $W_0$  satisfies  $\mathcal{L}(W_0) < \ell(0)$ .  $\diamond$

As mentioned before, this assumption encapsulates our focus on the “late training” phase; some other analysis, for instance the neural tangent kernel, can be first applied to ensure  $\mathcal{L}(W_0) < \ell(0)$ .

### 3 Directional convergence

We now turn to stating our main result on directional convergence and sketching its analysis. As Assumptions 2.1 and 2.3 imply  $\|W_t\| \rightarrow \infty$  (Lyu and Li, 2019), we study the normalized flow  $\widetilde{W}_t := W_t / \|W_t\|$ , whose convergence is a formal way of studying the directional convergence of  $W_t$ . As mentioned before, directional convergence is false in general (Lyu and Li, 2019), but definability suffices to ensure it. Throughout, for general nonzero  $W$ , we will use  $\widetilde{W} := W / \|W\|$ .

**Theorem 3.1.** *Under Assumptions 2.1 and 2.3, for  $\ell_{\text{exp}}$  and  $\ell_{\text{log}}$ , the curve swept by  $\widetilde{W}_t$  has finite length, and thus  $\widetilde{W}_t$  converges.*

A direct consequence of Theorem 3.1 is the convergence of the *margin distribution* (i.e., normalized outputs). Due to homogeneity, for any nonzero  $W$ , we have  $p_i(W)/\|W\|^L = p_i(\widetilde{W})$ , and thus the next result follows from Theorem 3.1.

**Corollary 3.2.** *Under Assumptions 2.1 and 2.3, for  $\ell_{\text{exp}}$  and  $\ell_{\text{log}}$ , it holds that  $p_i(W_t)/\|W_t\|^L$  converges for all  $1 \leq i \leq n$ .*

Next we give a proof sketch of Theorem 3.1; the full proofs of the Kurdyka-Lojasiewicz inequalities (Lemmas 3.6 and 3.7) are given in Appendix B.3, while the other proofs are given in Appendix C.

### 3.1 A proof sketch of Theorem 3.1

The *smoothed margin* introduced in (Lyu and Li, 2019) is crucial in our analysis: given  $W \neq 0$ , let

$$\alpha(W) := \ell^{-1}(\mathcal{L}(W)), \quad \text{and} \quad \tilde{\alpha}(W) := \frac{\alpha(W)}{\|W\|^L}.$$

For simplicity, let  $\tilde{\alpha}_t$  denote  $\tilde{\alpha}(W_t)$ , and  $\zeta_t$  denote the length of the path swept by  $\widetilde{W}_t = W_t/\|W_t\|$  from time 0 to  $t$ . Lyu and Li (2019) proved that  $\tilde{\alpha}_t$  is nondecreasing with some limit  $a \in (0, \infty)$ , and  $\|W_t\| \rightarrow \infty$ . We invoke a standard but sophisticated tool from the definability literature to aid in proving  $\zeta_t$  is finite: formally, a function  $\Psi : [0, \nu) \rightarrow \mathbb{R}$  is called a *desingularizing function* when  $\Psi$  is continuous on  $[0, \nu)$  with  $\Psi(0) = 0$ , and continuously differentiable on  $(0, \nu)$  with  $\Psi' > 0$ ; in words, a desingularizing function is a *witness* to the fact that the flow is asymptotically well-behaved. As we will sketch after stating the lemma, this immediately leads to a proof of Theorem 3.1.

**Lemma 3.3.** *There exist  $R > 0$ ,  $\nu > 0$  and a definable desingularizing function  $\Psi$  on  $[0, \nu)$ , such that for a.e. large enough  $t$  with  $\|W_t\| > R$  and  $\tilde{\alpha}_t > a - \nu$ , it holds that*

$$\frac{d\zeta_t}{dt} \leq -c \frac{d\Psi(a - \tilde{\alpha}_t)}{dt}$$

for some constant  $c > 0$ .

To prove Theorem 3.1 from here, let  $t_0$  be large enough so that the conditions of Lemma 3.3 hold for all  $t \geq t_0$ : then we have  $\lim_{t \rightarrow \infty} \zeta_t \leq \zeta_{t_0} + c\Psi(a - \tilde{\alpha}_{t_0}) < \infty$ , and thus the path length is finite.

Below we sketch the proof of Lemma 3.3, which is based on a careful comparison of  $d\tilde{\alpha}_t/dt$  and  $d\zeta_t/dt$ . The proof might be hard to parse due to the extensive use of  $\bar{\partial}$ , the minimum-norm Clarke subgradient; at first reading, the condition of local Lipschitz continuity can just be replaced with continuous differentiability, in which case the Clarke subgradient is just the normal gradient.

Given any function  $f$  which is locally Lipschitz around a nonzero  $W$ , let

$$\bar{\partial}_r f(W) := \langle \bar{\partial} f(W), \widetilde{W} \rangle \widetilde{W} \quad \text{and} \quad \bar{\partial}_\perp f(W) := \bar{\partial} f(W) - \bar{\partial}_r f(W)$$

denote the radial and spherical parts of  $\bar{\partial} f(W)$  respectively. First note the following technical characterization of  $d\tilde{\alpha}_t/dt$  and  $d\zeta_t/dt$  using the radial and spherical components of relevant Clarke subgradients.

**Lemma 3.4.** *It holds for a.e.  $t \geq 0$  that*

$$\frac{d\tilde{\alpha}_t}{dt} = \|\bar{\partial}_r \tilde{\alpha}(W_t)\| \|\bar{\partial}_r \mathcal{L}(W_t)\| + \|\bar{\partial}_\perp \tilde{\alpha}(W_t)\| \|\bar{\partial}_\perp \mathcal{L}(W_t)\|, \quad \text{and} \quad \frac{d\zeta_t}{dt} = \frac{\|\bar{\partial}_\perp \mathcal{L}(W_t)\|}{\|W_t\|}.$$

For simplicity, in the discussion here we consider the case that all subgradients in Lemma 3.4 are nonzero, with the general case handled in the full proofs in the appendices. Then Lemma 3.4 implies

$$\frac{d\tilde{\alpha}_t}{d\zeta_t} = \frac{d\tilde{\alpha}_t/dt}{d\zeta_t/dt} = \|W_t\| \left( \frac{\|\bar{\partial}_r \mathcal{L}(W_t)\|}{\|\bar{\partial}_\perp \mathcal{L}(W_t)\|} \|\bar{\partial}_r \tilde{\alpha}(W_t)\| + \|\bar{\partial}_\perp \tilde{\alpha}(W_t)\| \right). \quad (3.5)$$

As in (Kurdyka et al., 2006; Grandjean, 2007), to bound eq. (3.5), we further consider two cases depending on the ratio  $\|\bar{\partial}_\perp \tilde{\alpha}(W_t)\| / \|\bar{\partial}_r \tilde{\alpha}(W_t)\|$ .

If  $\|\bar{\partial}_\perp \tilde{\alpha}(W_t)\| / \|\bar{\partial}_r \tilde{\alpha}(W_t)\| \geq c_1 \|W_t\|^{L/3}$  for some constant  $c_1 > 0$ , then Lemma 3.3 follows from  $d\tilde{\alpha}_t / d\zeta_t \geq \|W_t\| \|\bar{\partial}_\perp \tilde{\alpha}(W_t)\|$  as given by eq. (3.5), and the following Kurdyka-Łojasiewicz inequality. Its proof is based on the proof idea of (Kurdyka et al., 2006, Proposition 6.3), but further handles the unbounded and nonsmooth setting.

**Lemma 3.6.** *Given a locally Lipschitz definable function  $f$  with an open domain  $D \subset \{x \mid \|x\| > 1\}$ , for any  $c, \eta > 0$ , there exists  $\nu > 0$  and a definable desingularizing function  $\Psi$  on  $[0, \nu)$  such that*

$$\Psi'(f(x)) \|x\| \|\bar{\partial}f(x)\| \geq 1, \quad \text{if } f(x) \in (0, \nu) \text{ and } \|\bar{\partial}_\perp f(x)\| \geq c \|x\|^\eta \|\bar{\partial}_r f(x)\|.$$

On the other hand, if  $\|\bar{\partial}_\perp \tilde{\alpha}(W_t)\| / \|\bar{\partial}_r \tilde{\alpha}(W_t)\| \leq c_1 \|W_t\|^{L/3}$ , then a careful calculation (using Lemmas C.2, C.3 and C.5) can show that for some constants  $c_2, c_3 > 0$ ,

$$\frac{\|\bar{\partial}_r \mathcal{L}(W_t)\|}{\|\bar{\partial}_\perp \mathcal{L}(W_t)\|} \geq c_2 \|W_t\|^{2L/3}, \quad \text{and} \quad \frac{\|\bar{\partial}_r \tilde{\alpha}(W_t)\|}{\|\bar{\partial}_\perp \tilde{\alpha}(W_t)\|} \geq c_3 \|W_t\|^{-L/3}.$$

It then follows from eq. (3.5) that  $d\tilde{\alpha}_t / d\zeta_t \geq c_2 c_3 \|W_t\|^{4L/3} \|\bar{\partial}_\perp \tilde{\alpha}(W_t)\|$ . In this case we give the following Kurdyka-Łojasiewicz inequality, which implies Lemma 3.3.

**Lemma 3.7.** *Given a locally Lipschitz definable function  $f$  with an open domain  $D \subset \{x \mid \|x\| > 1\}$ , for any  $\lambda > 0$ , there exists  $\nu > 0$  and a definable desingularizing function  $\Psi$  on  $[0, \nu)$  such that*

$$\max \left\{ 1, \frac{2}{\lambda} \right\} \Psi'(f(x)) \|x\|^{1+\lambda} \|\bar{\partial}f(x)\| \geq 1, \quad \text{if } f(x) \in (0, \nu).$$

## 4 Alignment between the gradient flow path and gradients

Theorem 3.1 gave our directional convergence result, namely that the normalized iterate  $W_t / \|W_t\|$  converges to some direction. Next we show and discuss our alignment result, that if all  $p_i$  have locally Lipschitz gradients, then along the gradient flow path,  $-\nabla \mathcal{L}(W_t)$  converges to the same direction as  $W_t$ .

**Theorem 4.1.** *Under Assumptions 2.1 and 2.3, if all  $p_i$  further have locally Lipschitz gradients, then  $-\nabla \mathcal{L}(W_t)$  and  $W_t$  converge to the same direction, meaning the angle between  $W_t$  and  $-\nabla \mathcal{L}(W_t)$  converges to zero. If all  $p_i$  are twice continuously differentiable, then the same result holds without the definability condition (cf. Assumption 2.1).*

Below we first sketch the proof of Theorem 4.1, with full details in Appendix D, and then in Section 4.2 present a few global margin maximization consequences, which are proved in Appendix E.

### 4.1 A proof sketch of Theorem 4.1

Recall that  $\lim_{t \rightarrow \infty} \alpha(W_t) / \|W_t\|^L = a$ . The first observation is that  $\alpha(W_t)$ , the smoothed margin function, asymptotes to the exact margin  $\min_{1 \leq i \leq n} p_i(W_t)$  which is  $L$ -positively homogeneous. Therefore  $\alpha$  is asymptotically  $L$ -positively homogeneous, and formally we can show

$$\lim_{t \rightarrow \infty} \left\langle \frac{\nabla \alpha(W_t)}{\|W_t\|^{L-1}}, \frac{W_t}{\|W_t\|} \right\rangle = \lim_{t \rightarrow \infty} \frac{\langle \nabla \alpha(W_t), W_t \rangle}{\|W_t\|^L} = aL, \quad (4.2)$$

which can be viewed as an asymptotic version of Euler's homogeneous function theorem (cf. Lemma C.1). Consequently, the inner product between  $\nabla \alpha(W_t) / \|W_t\|^{L-1}$  and  $\tilde{W}_t$  converges.

Let  $\theta_t$  denote the angle between  $W_t$  and  $-\nabla \mathcal{L}(W_t)$ , which is also the angle between  $W_t$  and  $\nabla \alpha(W_t)$ , since  $\nabla \mathcal{L}(W_t)$  and  $\nabla \alpha(W_t)$  point to opposite directions by the chain rule. By (Lyu and Li, 2019, Corollary C.10), given any  $\epsilon > 0$ , there exists a time  $t_\epsilon$  such that  $\theta_{t_\epsilon} < \epsilon$ . The question is whether such a small angle can be maintained after  $t_\epsilon$ . This is not obvious since, as mentioned above, the smoothed margin  $\alpha(W_t)$  asymptotes to the exact margin  $\min_{1 \leq i \leq n} p_i(W_t)$ , which may be nondifferentiable even with smooth  $p_i$ , due to nondifferentiability of the minimum. Consequently, the exact margin may have discontinuous Clarke subdifferentials, and since the smoothed margin asymptotes to it, it is unclear whether  $\theta_t \rightarrow 0$ . (This point

was foreshadowed earlier, where it was pointed out that alignment is not a clear consequence of convergence to stationary points of the margin maximization objective.)

To handle this, the key to our analysis is the potential function  $\mathcal{J}(W) := \|\nabla\alpha(W_t)\|^2 / \|W_t\|^{2L-2}$ . Suppose at time  $t$ , it holds that  $\langle \nabla\alpha(W_t) / \|W_t\|^{L-1}, \widetilde{W}_t \rangle$  is close to  $aL$ , and  $\theta_t$  is very small. If  $\theta_{t'}$  becomes large again at some  $t' > t$ , it must follow that  $\mathcal{J}(W_{t'})$  is much larger than  $\mathcal{J}(W_t)$ . We prove that this is impossible, by showing that

$$\lim_{t \rightarrow \infty} \int_t^\infty \frac{d\mathcal{J}(W_\tau)}{d\tau} d\tau = 0, \quad (4.3)$$

and thus Theorem 4.1 follows. The proof of eq. (4.3) is motivated by the dual convergence analysis in (Ji and Telgarsky, 2019), and also uses the positive homogeneity of  $\nabla p_i$  and  $\nabla^2 p_i$  (which exist a.e.).

## 4.2 Main alignment consequence: margin maximization

A variety of (global) margin maximization results are immediate consequences of directional convergence and alignment. This subsection investigates two examples: deep linear networks, and shallow squared ReLU networks.

Deep linear networks predict with  $\Phi(x_i; W) = A_L \cdots A_1 x_i$ , where the parameters  $W = (A_L, \dots, A_1)$  are organized into  $L$  matrices. This setting has been considered in the literature, but the original work assumed directional convergence, alignment and a condition on the support vectors (Gunasekar et al., 2018b); a follow-up dropped the directional convergence and alignment assumptions, but instead assumed the support vectors span the space  $\mathbb{R}^d$  (Ji and Telgarsky, 2018a). As follows, we not only drop the all aforementioned assumptions, but moreover include a *proof* rather than an assumption of directional convergence.

**Proposition 4.4.** *Suppose  $W_t = (A_L(t), \dots, A_1(t))$  and  $\mathcal{L}(W_0) < \ell(0)$ . Then a unique linear max margin predictor  $\bar{u} := \arg \max_{\|u\| \leq 1} \min_i y_i x_i^\top u$  exists, and there exist unit vectors  $(v_L, \dots, v_1, v_0)$  with  $v_L = 1$  and  $v_0 = \bar{u}$  such that*

$$\lim_{t \rightarrow \infty} \frac{A_j(t)}{\|A_j(t)\|} = v_j v_{j-1}^\top \quad \text{and} \quad \lim_{t \rightarrow \infty} \frac{A_L(t) \cdots A_1(t)}{\|A_L(t) \cdots A_1(t)\|} = \bar{u}^\top.$$

Thanks to directional convergence and alignment (cf. Theorems 3.1 and 4.1), the proof boils down to writing down the gradient expression for each layer and doing some algebra.

A more interesting example is a certain 2-homogeneous case, which despite its simplicity is a universal approximator; this setting was studied by Chizat and Bach (2020), who considered the infinite width case, and established margin maximization under *assumptions* of directional convergence and gradient convergence. Unfortunately, it is not clear if Theorems 3.1 and 4.1 can be applied to fill these assumptions, since they do not handle infinite width, and indeed it is not clear if infinite width networks or close relatives are definable in an o-minimal structure. Instead, here we consider the finite width case, albeit with an additional assumption.

Following (Chizat and Bach, 2020, S-ReLU), organize  $W_t$  into  $m$  rows  $(w_j(t))_{j=1}^m$ , with normalizations  $\theta_j(t) := w_j(t) / \|w_j(t)\|$  where  $\theta_j(t) = 0$  when  $\|w_j(t)\| = 0$ , and consider

$$\Phi(x_i; W) := \sum_j (-1)^j \max\{0, w_j^\top x_i\}^2 \quad \text{and} \quad \varphi_{ij}(w) := y_i (-1)^j \max\{0, w^\top x_i\}^2, \quad (4.5)$$

whereby  $p_i(W) = \sum_j \varphi_{ij}(w_j)$ , and  $\Phi$ ,  $p_i$ , and  $\varphi_{ij}$  are all 2-homogeneous and definable. (The “ $(-1)^j$ ” may seem odd, but is an easy trick to get universal approximation without outer weights.)

**Proposition 4.6.** *Consider the setting in eq. (4.5) along with  $\mathcal{L}(W_0) < \ell(0)$  and  $\|x_i\| \leq 1$ .*

1. **(Local guarantee.)**  $s \in \mathbb{R}^m$  with  $s_j(t) := \|w_j(t)\|^2 / \|W_t\|^2$  satisfies  $s \rightarrow \bar{p} \in \Delta_m$  (probability simplex on  $m$  vertices), and  $\theta_j \rightarrow \bar{\theta}_j$  with  $\bar{\theta}_j = 0$  if  $s_j = 0$ , and

$$a = \lim_{t \rightarrow \infty} \min_i \frac{p_i(W_t)}{\|W_t\|^2} = \lim_{t \rightarrow \infty} \min_i \sum_j s_j(t) \varphi_{ij}(\theta_j(t)) = \min_i \max_{s \in \Delta_m} \sum_j s_j \varphi_{ij}(\bar{\theta}_j).$$



2. (*Global guarantee.*) Suppose the covering condition: there exist  $t_0$  and  $\epsilon > 0$  with

$$\max_j \|\theta_j(t_0) - \bar{\theta}_j\|_2 \leq \epsilon, \text{ and } \max_{\theta' \in \mathbb{S}^{d-1}} \max \left\{ \min_{2|j} \|\theta_j(t_0) - \theta'\|, \min_{2|j} \|\theta_j(t_0) - \theta'\| \right\} \leq \epsilon,$$

where  $\mathbb{S}^{d-1} := \{\theta \in \mathbb{R}^d : \|\theta\| = 1\}$ . Then margins are approximately (globally) maximized:

$$\lim_{t \rightarrow \infty} \min_i \frac{p_i(W_t)}{\|W_t\|^2} \geq \max_{\nu \in \mathcal{P}(\mathbb{S}^{d-1})} \min_i y_i \int \max\{0, x_i^\top \theta\}^2 d\nu(\theta) - 4\epsilon,$$

where  $\mathcal{P}(\mathbb{S}^{d-1})$  is the set of signed measures on  $\mathbb{S}^{d-1}$  with mass at most 1.

The first part (the “local guarantee”) characterizes the limiting margin as the maximum margin of a *linear* problem obtained by taking the limiting directions  $(\bar{\theta}_j)_{j=1}^m$  and treating the resulting  $\varphi_{ij}(\bar{\theta}_j)$  as features. The quality of this margin is bad if the limiting directions are bad, and therefore we secondly (the “global guarantee”) consider a case where our margin is nearly as good as the *infinite width global max margin value* as defined by (Chizat and Bach, 2020, eq. (5)); see discussion therein for a justification of this choice, and moreover calling it the globally maximal margin.

The *covering condition* deserves further discussion. In the infinite width setting, it holds for all  $\epsilon > 0$  assuming directional convergence (Chizat and Bach, 2020, Proof of Theorem D.1), but cannot hold in such generality here as we are dealing with finite width. Similar properties have appeared throughout the literature: Wei et al. (2018, Section 3) explicitly re-initialized network nodes to guarantee a good covering, and more generally (Ge et al., 2015) added noise to escape saddle points in general optimization problems.

## 5 Concluding remarks and open problems

In this paper, we established that the normalized parameter vectors  $W_t/\|W_t\|$  converge, and that under an additional assumption of locally Lipschitz gradients, the gradients also converge and align with the parameters.

There are many promising avenues for future work based on these results. One basic line is to weaken our assumptions: dropping homogeneity to allow for DenseNet and ResNet, and analyzing finite-time methods like (stochastic) gradient descent, and moreover their rates of convergence. We also handled only the binary classification case, however our tools should directly allow for cross-entropy.

Another direction is into further global margin maximization results, beyond the simple networks in Section 4.2, and into related generalization consequences of directional convergence and alignment.

## Acknowledgements

The authors thank Zhiyuan Li and Kaifeng Lyu for lively discussions during an early phase of the project. The authors are grateful for support from the NSF under grant IIS-1750051, and from NVIDIA via a GPU grant.

## References

- Julius Adebayo, Justin Gilmer, Michael Muelly, Ian Goodfellow, Moritz Hardt, and Been Kim. Sanity checks for saliency maps. In *NIPS*, 2018. [arXiv:1810.03292](https://arxiv.org/abs/1810.03292) [cs.CV].
- Zeyuan Allen-Zhu, Yuanzhi Li, and Zhao Song. A convergence theory for deep learning via over-parameterization. *arXiv preprint arXiv:1811.03962*, 2018.
- Peter L Bartlett, Dylan J Foster, and Matus J Telgarsky. Spectrally-normalized margin bounds for neural networks. In *Advances in Neural Information Processing Systems*, pages 6240–6249, 2017.
- Jérôme Bolte, Aris Daniilidis, Adrian Lewis, and Masahiro Shiota. Clarke subgradients of stratifiable functions. *SIAM Journal on Optimization*, 18(2):556–572, 2007.
- Jonathan Borwein and Adrian Lewis. *Convex Analysis and Nonlinear Optimization*. Springer Publishing Company, Incorporated, 2000.

- Lénaïc Chizat and Francis Bach. On the global convergence of gradient descent for over-parameterized models using optimal transport. In *NIPS*, 2018. [arXiv:1805.09545 \[math.OC\]](#).
- Lenaïc Chizat and Francis Bach. Implicit bias of gradient descent for wide two-layer neural networks trained with the logistic loss. *arXiv preprint arXiv:2002.04486*, 2020.
- Frank H Clarke. Generalized gradients and applications. *Transactions of the American Mathematical Society*, 205:247–262, 1975.
- Frank H. Clarke. *Optimization and Nonsmooth Analysis*. Siam Classics in Applied Mathematics, 1983.
- Michel Coste. *An introduction to o-minimal geometry*. Istituti editoriali e poligrafici internazionali Pisa, 2000.
- Damek Davis, Dmitriy Drusvyatskiy, Sham Kakade, and Jason D Lee. Stochastic subgradient method converges on tame functions. *Foundations of computational mathematics*, 20(1):119–154, 2020.
- Simon S Du, Jason D Lee, Haochuan Li, Liwei Wang, and Xiyu Zhai. Gradient descent finds global minima of deep neural networks. *arXiv preprint arXiv:1811.03804*, 2018.
- Yoav Freund and Robert E. Schapire. A decision-theoretic generalization of on-line learning and an application to boosting. *J. Comput. Syst. Sci.*, 55(1):119–139, 1997.
- Rong Ge, Furong Huang, Chi Jin, and Yang Yuan. Escaping from saddle points — online stochastic gradient for tensor decomposition. In *COLT*, 2015. [arXiv:1503.02101 \[cs.LG\]](#).
- V Grandjean. On the limit set at infinity of a gradient trajectory of a semialgebraic function. *Journal of Differential Equations*, 233(1):22–41, 2007.
- Suriya Gunasekar, Jason Lee, Daniel Soudry, and Nathan Srebro. Characterizing implicit bias in terms of optimization geometry. *arXiv preprint arXiv:1802.08246*, 2018a.
- Suriya Gunasekar, Jason D Lee, Daniel Soudry, and Nati Srebro. Implicit bias of gradient descent on linear convolutional networks. In *Advances in Neural Information Processing Systems*, pages 9461–9471, 2018b.
- Gao Huang, Zhuang Liu, Laurens van der Maaten, and Kilian Q. Weinberger. Densely connected convolutional networks. In *CVPR*, 2017. [arXiv:1608.06993v5 \[cs.CV\]](#).
- Arthur Jacot, Franck Gabriel, and Clément Hongler. Neural tangent kernel: Convergence and generalization in neural networks. In *Advances in neural information processing systems*, pages 8571–8580, 2018.
- Ziwei Ji and Matus Telgarsky. Gradient descent aligns the layers of deep linear networks. *arXiv preprint arXiv:1810.02032*, 2018a.
- Ziwei Ji and Matus Telgarsky. Risk and parameter convergence of logistic regression. *arXiv preprint arXiv:1803.07300v2*, 2018b.
- Ziwei Ji and Matus Telgarsky. A refined primal-dual analysis of the implicit bias. *arXiv preprint arXiv:1906.04540*, 2019.
- Yiding Jiang, Dilip Krishnan, Hossein Mobahi, and Samy Bengio. Predicting the generalization gap in deep networks with margin distributions. In *ICLR*, 2019. [arXiv:1810.00113 \[stat.ML\]](#).
- Yiding Jiang, Behnam Neyshabur, Hossein Mobahi, Dilip Krishnan, and Samy Bengio. Fantastic generalization measures and where to find them. In *ICLR*, 2020. [arXiv:1912.02178 \[cs.LG\]](#).
- Alex Krizhevsky. Learning multiple layers of features from tiny images. <https://www.cs.toronto.edu/~kriz/learning-features-2009-TR.pdf>, 2009.
- Alex Krizhevsky, Ilya Sutskever, and Geoffery Hinton. Imagenet classification with deep convolutional neural networks. In *NIPS*, 2012.
- Krzysztof Kurdyka. On gradients of functions definable in o-minimal structures. In *Annales de l’institut Fourier*, volume 48, pages 769–783, 1998.

- Krzysztof Kurdyka, Tadeusz Mostowski, and Adam Parusinski. Proof of the gradient conjecture of r. thom. *Annals of Mathematics*, 152(3):763–792, 2000a.
- Krzysztof Kurdyka, Patrice Orro, and Stéphane Simon. Semialgebraic sard theorem for generalized critical values. *Journal of differential geometry*, 56(1):67–92, 2000b.
- Krzysztof Kurdyka, Adam Parusiński, et al. Quasi-convex decomposition in o-minimal structures. application to the gradient conjecture. In *Singularity theory and its applications*, pages 137–177. Mathematical Society of Japan, 2006.
- Ta Lê Loi. Lecture 1: O-minimal structures. In *The Japanese-Australian Workshop on Real and Complex Singularities: JARCS III*, pages 19–30. Centre for Mathematics and its Applications, Mathematical Sciences Institute, The Australian National University, 2010.
- Kaifeng Lyu and Jian Li. Gradient descent maximizes the margin of homogeneous neural networks. *arXiv preprint arXiv:1906.05890*, 2019.
- Song Mei, Theodor Misiakiewicz, and Andrea Montanari. Mean-field theory of two-layers neural networks: dimension-free bounds and kernel limit. 2019. [arXiv:1902.06015 \[stat.ML\]](#).
- András Némethi and Alexandru Zaharia. Milnor fibration at infinity. *Indagationes Mathematicae*, 3(3): 323–335, 1992.
- Adam Paszke, Sam Gross, Francisco Massa, Adam Lerer, James Bradbury, Gregory Chanan, Trevor Killeen, Zeming Lin, Natalia Gimelshein, Luca Antiga, Alban Desmaison, Andreas Kopf, Edward Yang, Zachary DeVito, Martin Raison, Alykhan Tejani, Sasank Chilamkurthy, Benoit Steiner, Lu Fang, Junjie Bai, and Soumith Chintala. Pytorch: An imperative style, high-performance deep learning library. In *NeurIPS*. 2019.
- Christopher J. Shallue, Jaehoon Lee, Joseph Antognini, Jascha Sohl-Dickstein, Roy Frostig, and George E. Dahl. Measuring the effects of data parallelism on neural network training. 2018. [arXiv:1811.03600 \[cs.LG\]](#).
- Daniel Soudry, Elad Hoffer, Mor Shpigel Nacson, Suriya Gunasekar, and Nathan Srebro. The implicit bias of gradient descent on separable data. *arXiv preprint arXiv:1710.10345*, 2017.
- Lou Van den Dries and Chris Miller. Geometric categories and o-minimal structures. *Duke Math. J*, 84(2): 497–540, 1996.
- Colin Wei, Jason D Lee, Qiang Liu, and Tengyu Ma. Regularization matters: Generalization and optimization of neural nets vs their induced kernel. *arXiv preprint arXiv:1810.05369*, 2018.
- Alex J Wilkie. Model completeness results for expansions of the ordered field of real numbers by restricted pffian functions and the exponential function. *Journal of the American Mathematical Society*, 9(4): 1051–1094, 1996.
- Difan Zou, Yuan Cao, Dongruo Zhou, and Quanquan Gu. Stochastic gradient descent optimizes over-parameterized deep relu networks. *arXiv preprint arXiv:1811.08888*, 2018.

## A Experimental setup

The goal of the experiments is to illustrate that directional convergence is a clear, reliable phenomenon. Below we detail the setup for the two types of experiments: contour plots in Figure 1, and margin plots in Figure 2 (with ResNet here in Figure 3).

**Data.** Figure 1 used two-dimensional synthetic data in order to capture the entire prediction surface; data was generated by labeling points in the plane with a random network (which included a bias term), and then deleting low-margin points. Then, when training from scratch to produce the contours, data was embedded in  $\mathbb{R}^3$  by appending a 1; this added bias made the maximum margin network much simpler.

Figure 2 used the standard `cifar` dataset in its 10 class configuration (Krizhevsky, 2009). There are 50,000 data points, each with 3072 dimensions, organized into  $32 \times 32$  images with 3 color channels.

**Models.** A few simple models both inside and outside our technical assumptions were used. All code was implemented in PyTorch (Paszke et al., 2019).

Figure 1 worked with a style of 2-layer network which appears widely throughout theoretical investigations: specifically, there is first a wide linear layer (in our case, 10,000 nodes), then a *squared* ReLU layer, and then a layer of random signs which is not trained. This squared ReLU network with one trainable layer is 2-homogeneous, and was chosen both to fit with the alignment guarantee in Theorem 4.1, and also to amplify differences with the NTK. Note that this simple architecture is still a universal approximator with non-convex training. Figures 1b and 1c trained this network, which can be written as  $x \mapsto \sum_j s_j \max\{0, \langle w_j, x \rangle\}^2$ , where  $s_j \in \pm 1$  are fixed random signs and  $(w_j)_{j=1}^m$  are the trainable parameters. Figure 1a trained the corresponding NTK (Jacot et al., 2018; Du et al., 2018; Allen-Zhu et al., 2018; Zou et al., 2018), meaning the linear predictor obtained by freezing the network activations, which thus has the form  $x \mapsto \sum_j s_j \langle v_j, x \rangle \max\{0, \langle w_j, x \rangle\}$ , where  $(w_j)_{j=1}^m$  from before are now fixed, and only  $(v_j)_{j=1}^m$  are trained.

Figure 2 used convolutional networks. Firstly, Figure 2a used “H-AlexNet”, which is based on a simplified version of the standard AlexNet (Krizhevsky et al., 2012) as presented in the PyTorch `cifar` tutorial (Paszke et al., 2019), but with biases disabled in order to give a homogeneous network. The network ultimately consists of ReLU layers, max-pooling layers, linear layers, and convolutional layers, and is 5-homogeneous. In particular, H-AlexNet satisfies all conditions we need for directional convergence.

The two models outside the assumptions were DenseNet (cf. Figure 2b and ResNet (cf. Figure 3), used unmodified from the PyTorch source, namely by invoking `torchvision.models.densenet121` and `torchvision.models.resnet18` with argument `num_classes=10`.

**Training.** Training was a basic gradient descent (GD) for Figure 1, and a basic stochastic gradient descent (SGD) for Figures 2 and 3 with a mini-batch size of 512; there was no weight decay or other regularization, no momentum, etc.; it is of course an interesting question how more sophisticated optimization schemes, including AdaGrad and AdaDelta and others, affect directional convergence and alignment. Experiments were run to accuracy  $10^{-8}$  or greater in order to train significantly past the point  $\mathcal{L}(W_0) < \ell(0)$  from Assumption 2.3, and to better depict directional convergence.

To help reach such small risk, the main ideas were to rewrite the objective functions to be numerically stable, and secondly to scale the step size by  $1/\mathcal{L}(W_{t-1})$ , which incidentally is consistent with gradient flow on  $\alpha$  with exponential loss, and is moreover an idea found across the margin literature, most notably as the step size used in AdaBoost (Freund and Schapire, 1997). This can lead to some numerical instability, so the step size was reduced if the norm of the induced update was too large, meaning the norm of the gradient times the step size was too large. A much more elaborate numerical scheme was reported by Lyu and Li (2019, Appendix L), but not used here.

One point worth highlighting is the role of SGD, which seems as though it should have introduced a great deal of noise into the plots, and after all is outside the assumptions of the paper (which requires gradient flow, let alone gradient descent). Though not depicted here, experiments in Figure 2 were also tried on subsampled data and full gradients, and Figure 1 was tried with SGD in place of GD; while gradient descent does result in smoother plots, the difference is small overall, leaving the rigorous analysis of directional convergence with SGD as a promising future direction.

**Margin plots.** A few further words are in order for the margin plots in Figures 2 and 3.

While margins are well-motivated from generalization and other theoretical perspectives (Bartlett et al., 2017; Jiang et al., 2019, 2020), we also use margin plots as a visual surrogate for prediction surface contour plots from Figure 1, but now for high-dimensional data, even with high-dimensional outputs. In particular, Figures 2 and 3 track the prediction surface but restricted to the training set, showing, in a sense, the output trajectory for each data example. Since the output dimension is 10 classes, we convert this to a single real number via the usual multi-class margin  $(x, y) \mapsto \Phi(x; W_t)_y - \max_{j \neq y} \Phi(x; W_t)_j$ .

In the case of homogeneous networks, it is natural to normalize this quantity by  $\|W_t\|^L$ ; for the inhomogeneous cases DenseNet and ResNet, no such normalization is available. Therefore, for consistency, at each time  $t$ , margins were normalized by the median nonnegative margin across all data.

To show the evolution of the margins most clearly, we sorted margins according to the final margin level, and used this fixed data ordering for all time; as a result, lines in the plot indeed correspond to trajectories of single examples. Moreover, we indexed time by the log of the inverse risk, namely  $\ln n/\mathcal{L}(W_t)$  in our notation. While this may seem odd at first, importantly it washes out the effect of small step-sizes and

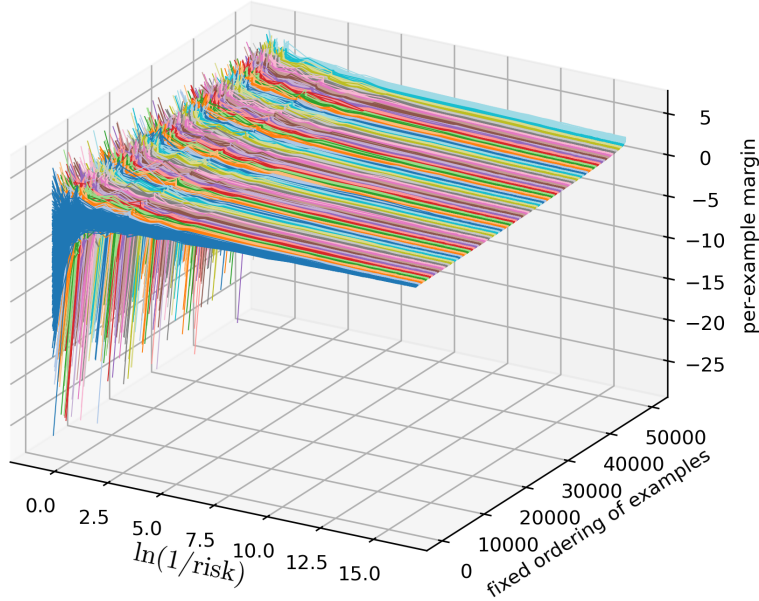


Figure 3: ResNet margins over time, plotted in the same way as Figure 2; see Appendix A for details.

other implementation choices; and crucially disallows an artificial depiction of directional convergence by choosing rapidly-vanishing step sizes.

## B Results on o-minimal structures

An o-minimal structure is a collection  $\mathcal{S} = \{\mathcal{S}_n\}_{n=1}^{\infty}$ , where each  $\mathcal{S}_n$  is a set of subsets of  $\mathbb{R}^n$  satisfying the following conditions:

1.  $\mathcal{S}_1$  is the collection of all finite unions of open intervals and points.
2.  $\mathcal{S}_n$  includes the zero sets of all polynomials on  $\mathbb{R}^n$ : if  $p$  is a polynomial on  $\mathbb{R}^n$ , then  $\{x \in \mathbb{R}^n \mid p(x) = 0\} \in \mathcal{S}_n$ .
3.  $\mathcal{S}_n$  is closed under finite union, finite intersection, and complement.
4.  $\mathcal{S}$  is closed under Cartesian products: if  $A \in \mathcal{S}_m$  and  $B \in \mathcal{S}_n$ , then  $A \times B \in \mathcal{S}_{m+n}$ .
5.  $\mathcal{S}$  is closed under projection  $\Pi_n$  onto the first  $n$  coordinates: if  $A \in \mathcal{S}_{n+1}$ , then  $\Pi_n(A) \in \mathcal{S}_n$ .

Given an o-minimal structure  $\mathcal{S}$ , a set  $A \subset \mathbb{R}^n$  is definable if  $A \in \mathcal{S}_n$ , and a function  $f : D \rightarrow \mathbb{R}^m$  with  $D \subset \mathbb{R}^n$  is definable if the graph of  $f$  is in  $\mathcal{S}_{n+m}$ . Due to the stability under projection, the domain of a definable function is definable. In the following we consider an arbitrary fixed o-minimal structure.

### B.1 Basic properties

A convenient way to construct definable sets and functions is to use *first-order formulas*:

- If  $A$  is a definable set, then “ $x \in A$ ” is a first-order formula.
- If  $\phi$  and  $\psi$  are first-order formulas, then  $\phi \wedge \psi$ ,  $\phi \vee \psi$ ,  $\neg\phi$  and  $\phi \Rightarrow \psi$  are first-order formulas.
- If  $\phi(x, y)$  is a first-order formula where  $x \in \mathbb{R}^n$  and  $y \in \mathbb{R}^m$ , and  $A \subset \mathbb{R}^n$  is definable, then  $\forall x \in A \phi(x, y)$  and  $\exists x \in A \phi(x, y)$  are first-order formulas.

Given a first-order formula, the set of free variables which satisfy the formula is definable (Van den Dries and Miller, 1996, Appendix A). The following basic properties of definable sets and functions can then be shown (see (Van den Dries and Miller, 1996; Coste, 2000; Lê Loi, 2010)).

1. Given any  $\alpha, \beta \in \mathbb{R}$  and any definable functions  $f, g : D \rightarrow \mathbb{R}$ , we have  $\alpha f + \beta g$  and  $fg$  are definable. If  $g \neq 0$  on  $D$ , then  $f/g$  is definable. If  $f \geq 0$  on  $D$ , then  $f^{1/\ell}$  is definable for any positive integer  $\ell$ .
2. Given a function  $f : D \rightarrow \mathbb{R}^m$ , let  $f_i$  denote the  $i$ -th coordinate of its output. Then  $f$  is definable if and only if all  $f_i$  are definable.
3. Any composition of definable functions is definable.
4. Any coordinate permutation of a definable set is definable. Consequently, if the inverse of a definable function exists, it is also definable.
5. The image and pre-image of a definable set by a definable function is definable. Particularly, given any real-valued definable function  $f$ , all of  $f^{-1}(0)$ ,  $f^{-1}((-\infty, 0))$  and  $f^{-1}((0, \infty))$  are definable.
6. Any combination of finitely many definable functions with disjoint domains is definable. For example, the pointwise maximum and minimum of definable functions are definable.

The proofs are standard and omitted. To illustrate the idea, we give a proof of the following standard result on the infimum and supremum operation.

**Lemma B.1.** *Let  $A \subset \mathbb{R}^{n+1}$  be definable and  $\Pi_n$  denote the projection onto the first  $n$  coordinates. Suppose  $\inf \{y \mid (x, y) \in A\} > -\infty$  for all  $x \in \Pi_n(A)$ , then the function from  $\Pi_n(A)$  to  $\mathbb{R}$  given by*

$$x \mapsto \inf \{y \mid (x, y) \in A\}$$

*is definable. Consequently, we have:*

1. Let  $f : D \rightarrow \mathbb{R}$  be definable and bounded below, and  $g : D \rightarrow \mathbb{R}^m$  be definable. Then  $h : g(D) \rightarrow \mathbb{R}$  given by  $h(y) := \inf_{x \in g^{-1}(y)} f(x)$  is definable.
2. Let  $f : D_f \rightarrow \mathbb{R}$  and  $g : D_g \rightarrow \mathbb{R}$  be definable and bounded below, then their infimal convolution  $h : D_f + D_g \rightarrow \mathbb{R}$  given by

$$h(z) := \inf \{f(x) + g(y) \mid x \in D_f, y \in D_g, x + y = z\}$$

*is definable.*

3. A function  $f : D \rightarrow \mathbb{R}$  is definable if and only if its epigraph is definable.
4. Given a definable set  $A$ , the function  $d_A(x) := \inf_{y \in A} \|x - y\|$  is definable, which implies the closure, interior and boundary of  $A$  are definable.
5. The lower-semicontinuous envelope of a definable function is definable.

*Proof.* Note that the set

$$A_\ell := \{(x, y) \mid x \in \Pi_n(A), \text{ and } \forall (x, y') \in A, y \leq y'\}$$

is definable, since it is given by the following first-order formula:

$$(x, y) : x \in \Pi_n(A) \wedge \forall (x', y') \in A ((x = x') \Rightarrow (y \leq y')).$$

Similarly, the set

$$A_{\ell u} := \{(x, y) \mid x \in \Pi_n(A), \text{ and } \forall (x, y') \in A, y \geq y'\}$$

is definable, and thus so is  $A_\ell \cup A_{\ell u}$ , which is the graph of the desired function.

Now we prove the remaining claims.

1. Let  $G_f$  denote the graph of  $f$ , and  $G_g$  denote the graph of  $g$ . We can just apply the main claim to the following definable set:

$$(y, z) : y \in g(D) \wedge \exists (x, y') \in G_g \exists (x', z') \in G_f ((x = x') \wedge (y = y') \wedge (z = z')).$$

2. First, the Minkowski sum of two definable sets  $A$  and  $B$  is definable:

$$z : \exists x \in A \exists y \in B (x + y = z).$$

Then we can just apply the main claim to the Minkowski sum of the graphs of  $f$  and  $g$ .

3. Let  $G_f$  denote the graph of  $f$ . If  $G_f$  is definable, then the epigraph is definable:

$$(x, y) : x \in D \wedge \forall (x', y') \in G_f ((x = x') \Rightarrow (y \geq y')).$$

If the epigraph is definable, then  $G_f$  is definable due to the main claim.

4. We can just apply the main claim to the set

$$(x, r) : \exists y \in A (\|x - y\| = r).$$

The closure of  $A$  is just  $d_A^{-1}(0)$ . The interior of  $A$  is the complement of  $d_{A^c}^{-1}(0)$ . The boundary is the difference between the closure and interior.

5. The epigraph of the lower-semicontinuous envelope of  $f$  is the closure of the epigraph of  $f$ .

□

As another example, note that the types of networks under discussion are definable.

**Lemma B.2.** *Suppose there exist  $k, d_0, d_1, \dots, d_L > 0$  and  $L$  definable functions  $(g_1, \dots, g_L)$  where  $g_j : \mathbb{R}^{d_0} \times \dots \times \mathbb{R}^{d_{j-1}} \times \mathbb{R}^k \rightarrow \mathbb{R}^{d_j}$ . Let  $h_1(x, W) := g_1(x, W)$ , and for  $2 \leq j \leq L$ ,*

$$h_j(x, W) := g_j(x, h_1(x, W), \dots, h_{j-1}(x, W), W),$$

*then all  $h_j$  are definable. It suffices if each output coordinate of  $g_j$  is the minimum or maximum over some finite set of polynomials, which allows for linear, convolutional, ReLU, max-pooling layers and skip connections.*

*Proof.* The definability of  $h_j$  can be proved by induction using the fact that definability is preserved under composition. Next, note that the minimum and maximum of a finite set of polynomials is definable. Lastly, note that each output coordinate of linear and convolutional layers can be written as a polynomial of their input and the parameters; each output coordinate of a ReLU layer is the maximum of two polynomials; each output of a max-pooling layer is a maximum of polynomials. Skip connections are allowed by the definition of  $h_j$ . □

Below are some useful properties of definable functions.

**Proposition B.3** ((Lê Loi, 2010, Exercise 2.7)). *Given a definable function  $f : (a, b) \rightarrow \mathbb{R}$  where  $-\infty \leq a < b \leq \infty$ , it holds that  $\lim_{x \rightarrow a^+} f(x)$  and  $\lim_{x \rightarrow b^-} f(x)$  exist in  $\mathbb{R} \cup \{-\infty, +\infty\}$ .*

*Proof.* We consider  $\lim_{x \rightarrow a^+} f(x)$  where  $a \in \mathbb{R}$ ; the other cases can be handled similarly. If  $\lim_{x \rightarrow a^+} f(x)$  does not exist, then there exists  $k \in \mathbb{R}$  such that  $\limsup_{x \rightarrow a^+} f(x) > k > \liminf_{x \rightarrow a^+} f(x)$ . In other words, for any  $\epsilon > 0$ , there exists  $x_1, x_2 \in (a, a + \epsilon)$  such that  $f(x_1) > k$  and  $f(x_2) < k$ . However, since  $g := f - k$  is definable on  $(a, b)$ , it holds that  $g^{-1}((-\infty, 0))$ , and  $g^{-1}(0)$ , and  $g^{-1}((0, \infty))$  are all definable, and thus they are all finite unions of open intervals and points. It then follows that there exists  $\epsilon_0 > 0$  such that  $g = f - k$  has a constant sign (i.e.,  $> 0$ ,  $= 0$  or  $< 0$ ) on  $(a, a + \epsilon_0)$ , which is a contradiction. □

**Theorem B.4** (Monotonicity Theorem (Van den Dries and Miller, 1996, Theorem 4.1)). *Given a definable function  $f : (a, b) \rightarrow \mathbb{R}$  where  $-\infty \leq a < b \leq \infty$ , there exist  $a_0, \dots, a_k, a_{k+1}$  with  $a = a_0 < a_1 < \dots < a_k < a_{k+1} = b$  such that for all  $0 \leq i \leq k$ , it holds on  $(a_i, a_{i+1})$  that  $f$  is  $C^1$  and  $f'$  has a constant sign (i.e.,  $> 0$ ,  $= 0$  or  $< 0$ ).*

Proposition B.3 and Theorem B.4 imply the following result which we need later.

**Lemma B.5.** *Given a  $C^1$  definable curve  $\gamma : [0, \infty) \rightarrow \mathbb{R}^n$  such that  $\lim_{s \rightarrow \infty} \gamma(s)$  exists and is finite, it holds that the path swept by  $\gamma$  has finite length.*

*Proof.* Let  $z := \lim_{s \rightarrow \infty} \gamma(s)$ . Since  $\|z - \gamma(s)\|$  is definable, either it is 0 for all large enough  $s$ , or it is positive for all large enough  $s$ . In the first case, since  $\gamma$  is  $C^1$ , it has finite length. In the second case, Theorem B.4 implies that there exists an interval  $[a, \infty)$  on which  $\|z - \gamma(s)\| > 0$  and  $d\|z - \gamma(s)\|/ds < 0$ , and thus  $\|\gamma'(s)\| > 0$ . Let

$$\lim_{s \rightarrow \infty} \frac{z - \gamma(s)}{\|z - \gamma(s)\|} = u, \quad \text{and} \quad \lim_{s \rightarrow \infty} \frac{\gamma'(s)}{\|\gamma'(s)\|} = v.$$

The existence of the above limits is guaranteed by Proposition B.3. Note that  $\langle u, v \rangle$  is equal to

$$\lim_{s \rightarrow \infty} \left\langle \frac{z - \gamma(s)}{\|z - \gamma(s)\|}, v \right\rangle = \lim_{s \rightarrow \infty} \frac{\int_s^\infty \langle \gamma'(\tau), v \rangle d\tau}{\|z - \gamma(s)\|} = \lim_{s \rightarrow \infty} \frac{\int_s^\infty \|\gamma'(\tau)\| \langle \gamma'(\tau)/\|\gamma'(\tau)\|, v \rangle d\tau}{\|z - \gamma(s)\|}.$$

Since  $\gamma'(s)/\|\gamma'(s)\| \rightarrow v$ , given any  $\epsilon > 0$ , for large enough  $s$  it holds that  $\langle \gamma'(s)/\|\gamma'(s)\|, v \rangle \geq 1 - \epsilon$ , and thus

$$\langle u, v \rangle = \lim_{s \rightarrow \infty} \frac{\int_s^\infty \|\gamma'(\tau)\| \langle \gamma'(\tau)/\|\gamma'(\tau)\|, v \rangle d\tau}{\|z - \gamma(s)\|} \geq (1 - \epsilon) \lim_{s \rightarrow \infty} \frac{\int_s^\infty \|\gamma'(\tau)\| d\tau}{\|z - \gamma(s)\|} \geq 1 - \epsilon,$$

which implies that  $u = v$ . Since  $\epsilon > 0$  was arbitrary, then

$$\lim_{s \rightarrow \infty} \frac{\int_s^\infty \|\gamma'(\tau)\| d\tau}{\|z - \gamma(s)\|} = 1,$$

which implies that  $\gamma$  has finite length. □

The following Curve Selection Lemma is crucial in proving the Kurdyka-Łojasiewicz inequalities.

**Lemma B.6** (Curve Selection (Kurdyka, 1998, Proposition 1)). *Given a definable set  $A \in \mathbb{R}^n$  and  $x \in \overline{A \setminus \{x\}}$ , there exists a definable curve  $\gamma : [0, 1] \rightarrow \mathbb{R}^n$  which is  $C^1$  on  $[0, 1]$  and satisfies  $\gamma(0) = x$  and  $\gamma((0, 1]) \subset A \setminus \{x\}$ .*

We also need the following version at infinity, from (Némethi and Zaharia, 1992, Lemma 2) and (Kurdyka et al., 2000b, Lemma 3.4).

**Lemma B.7** (Curve Selection at Infinity). *Given a definable set  $A \in \mathbb{R}^n$ , a definable function  $f : A \rightarrow \mathbb{R}$ , and a sequence  $x_i$  in  $A$  such that  $\lim_{i \rightarrow \infty} \|x_i\| = \infty$  and  $\lim_{i \rightarrow \infty} f(x_i) = y$ , there exists a positive constant  $a$  and a  $C^1$  definable curve  $\rho : [a, \infty) \rightarrow A$  such that  $\|\rho(s)\| = s$ , and  $\lim_{s \rightarrow \infty} f(\rho(s)) = y$ .*

*Proof.* For any  $x \in \mathbb{R}^n$ , let  $x(j)$  denote the  $j$ -th coordinate of  $x$ , and consider the definable map  $\psi : A \rightarrow \mathbb{R}^{n+2}$  given by

$$\psi(x) := \left( \frac{x(1)}{\sqrt{1 + \|x\|^2}}, \dots, \frac{x(n)}{\sqrt{1 + \|x\|^2}}, \frac{1}{\sqrt{1 + \|x\|^2}}, f(x) \right).$$

By construction, the first  $n + 1$  coordinates of  $\psi(x)$  are bounded for all  $x$ ; since furthermore  $\lim_{i \rightarrow \infty} f(x_i) = y$  with  $\lim_{i \rightarrow \infty} \|x_i\| \rightarrow \infty$ , then  $\psi$  has an accumulation point  $(u, 0, y)$  for some  $\|u\| = 1$ , where  $(u, 0, y) \in \overline{\psi(A)} \setminus \{(u, 0, y)\}$ . We can therefore apply Lemma B.6, obtaining a  $C^1$  definable curve  $\gamma : [0, 1] \rightarrow \mathbb{R}^{n+2}$  such that  $\gamma(0) = (u, 0, y)$  and  $\gamma((0, 1]) \subset \psi(A)$ .

With this in hand, define a curve  $\rho_0 : [1, \infty) \rightarrow A$  as

$$\rho_0(s) := \psi^{-1} \left( \gamma \left( \frac{1}{s} \right) \right),$$

which is  $C^1$  definable and satisfies  $\lim_{s \rightarrow \infty} \|\rho_0(s)\| = \infty$  and  $\lim_{s \rightarrow \infty} f(\rho_0(s)) = y$ . Theorem B.4 implies that  $d\|\rho_0(s)\|/ds$  is positive and continuous for all large enough  $s$ ; to finish the proof, we may obtain a  $C^1$  definable  $\rho$  from  $\rho_0$  via reparameterization (i.e., composing  $\rho_0$  with some other  $C^1$  definable function from  $\mathbb{R}$  to  $\mathbb{R}$ ) so that  $\|\rho(s)\| = s$  on  $[a, \infty)$  for some  $a \in \mathbb{R}$ . □



## B.2 Clarke subdifferentials

Here we prove the definability of Clarke subdifferential, and a *chain rule along arcs* which is crucial in our analysis.

Here is a standard result on the definability of (Fréchet) derivatives: given a definable function  $f : D \rightarrow \mathbb{R}$  with an open domain  $D$ , the set

$$\{(x, x^*) \mid f \text{ is Fréchet differentiable at } x, \nabla f(x) = x^*\}$$

is definable, since it is given by the following first-order formula:

$$(x, x^*) : x \in D \wedge \forall \epsilon > 0 \exists \delta > 0 \forall x' \in D ((\|x - x'\| < \delta) \Rightarrow f(x') - f(x) - \langle x^*, x' - x \rangle < \epsilon \|x - x'\|).$$

Now consider a locally Lipschitz definable function  $f : D \rightarrow \mathbb{R}$  with an open domain  $D$ . Local Lipschitz continuity ensures that Gâteaux and Fréchet differentiability coincide (Borwein and Lewis, 2000, Exercise 6.2.5), and  $f$  is differentiable a.e. (Borwein and Lewis, 2000, Theorem 9.1.2). Recall that the Clarke subdifferential at  $x \in D$  is defined as

$$\partial f(x) := \text{conv} \left\{ \lim_{i \rightarrow \infty} \nabla f(x_i) \mid x_i \in D, \nabla f(x_i) \text{ exists, } \lim_{i \rightarrow \infty} x_i = x \right\},$$

and that  $\bar{\partial}f(x)$  denotes the unique minimum-norm subgradient. Similarly to the gradients, the following result holds for the Clarke subdifferentials.

**Lemma B.8.** *Given a locally Lipschitz definable function  $f : D \rightarrow \mathbb{R}$  with an open domain  $D \subset \mathbb{R}^n$ , the set*

$$\Gamma := \{(x, x^*) \mid x \in D, x^* \in \partial f(x)\}$$

*is definable. Moreover, the function  $D \ni x \mapsto \bar{\partial}f(x)$  is definable.*

*Proof.* Let  $D' := \{x \in D \mid \nabla f(x) \text{ exists}\}$ , which is definable. The set  $A$  given by

$$(x, y) : x \in D \wedge \forall \epsilon > 0 \exists x' \in D' (\|x - x'\| < \epsilon) \wedge (\|y - \nabla f(x')\| < \epsilon)$$

is also definable. Now by Carathéodory's Theorem,  $\Gamma$  is given by

$$(x, x^*) : \exists (x_1, x_1^*), \dots, (x_{n+1}, x_{n+1}^*) \in A \exists \lambda_1, \dots, \lambda_{n+1} \geq 0 \\ (x_1 = x) \wedge \dots \wedge (x_{n+1} = x) \wedge \left( \sum_{i=1}^{n+1} \lambda_i = 1 \right) \wedge \left( \sum_{i=1}^{n+1} \lambda_i x_i^* = x^* \right).$$

It then follows from Lemma B.1 that  $x \mapsto \|\bar{\partial}f(x)\|$  and  $x \mapsto \bar{\partial}f(x)$  are definable.  $\square$

The following *chain rule* is important in our analysis; it allows us to use  $\bar{\partial}f$  in many places that seem to call on  $\nabla f$ . It is basically from (Davis et al., 2020, Theorem 5.8 and Lemma 5.2), though we detail how their proof handles our slight extension.

**Lemma B.9.** *Given a locally Lipschitz definable  $f : D \rightarrow \mathbb{R}$  with an open domain  $D$ , for any interval  $I$  and any arc  $z : I \rightarrow D$ , it holds for a.e.  $t \in I$  that*

$$\frac{df(z_t)}{dt} = \left\langle z_t^*, \frac{dz_t}{dt} \right\rangle, \quad \text{for all } z_t^* \in \partial f(z_t).$$

*Moreover, for the gradient flow in eq. (2.2), it holds for a.e.  $t \geq 0$  that  $dW_t/dt = -\bar{\partial}\mathcal{L}(W_t)$  and  $d\mathcal{L}(W_t)/dt = -\|\bar{\partial}\mathcal{L}(W_t)\|^2$ .*

*Proof.* The first part is proved in (Davis et al., 2020, Theorem 5.8) when  $D = \mathbb{R}^n$  and  $I = [0, \infty)$ , but actually holds in general as verified below. Note that for any  $t \in I$  excluding the endpoints, since  $f$  is locally Lipschitz, there exists a neighborhood  $U$  of  $z(t)$  on which  $f$  is  $K$ -Lipschitz continuous. Let  $g$  denote the infimal convolution of  $f|_U$  and  $K\|\cdot\|$ . It follows that  $g$  is definable (Lemma B.1) and  $K$ -Lipschitz continuous on  $\mathbb{R}^n$ , and  $f = g$  on  $U$  (Borwein and Lewis, 2000, Exercise 7.1.2). Take an interval  $[a, b] \ni t$  with rational endpoints such that  $z([a, b]) \subset U$ , and define the absolutely continuous curve  $\tilde{z} : [0, \infty) \rightarrow D$  as  $\tilde{z}(t) = z(a+t)$  for  $t \in [0, b-a]$ , and  $\tilde{z}(t) = z(b)$  for  $t > b-a$ . Applying (Davis et al., 2020, Theorem 5.8) to  $g$  and  $\tilde{z}$  gives that the chain rule holds for  $f$  and  $z$  a.e. on  $[a, b]$ . Since this holds for any  $t \in I$ , and there are only countably many intervals with rational endpoints, it follows that the chain rule holds a.e. for  $f$  and  $z$  on  $I$ . The second claim of Lemma B.9 can be proved in the same way as (Davis et al., 2020, Lemma 5.2).  $\square$

### B.3 Kurdyka-Łojasiewicz inequalities

**Asymptotic Clarke critical values.** To prove the Kurdyka-Łojasiewicz inequalities, we need the notion of asymptotic Clarke critical values, introduced in (Bolte et al., 2007). Given a locally Lipschitz function  $f : D \rightarrow \mathbb{R}$  with an open domain  $D$ , we say that  $a \in \mathbb{R} \cup \{+\infty, -\infty\}$  is an asymptotic Clarke critical value of  $f$  if there exists a sequence  $(x_i, x_i^*)$  where  $x_i \in D$  and  $x_i^* \in \partial f(x_i)$ , such that  $\lim_{i \rightarrow \infty} (1 + \|x_i\|)\|x_i^*\| = 0$  and  $\lim_{i \rightarrow \infty} f(x_i) = a$ .

We have the following result regarding the asymptotic Clarke critical values of a definable function, which is basically from (Bolte et al., 2007, Corollary 9).

**Lemma B.10.** *Given a locally Lipschitz definable function  $f : D \rightarrow \mathbb{R}$  with an open domain  $D$ , it holds that  $f$  has finitely many asymptotic Clarke critical values.*

To state the proof in a bit more detail, (Bolte et al., 2007, Corollary 9) shows that if  $f$  is lower semi-continuous and  $f > -\infty$ , then  $f$  has finitely many asymptotic Clarke critical values. To get Lemma B.10, we just need to apply (Bolte et al., 2007, Corollary 9) to the lower semi-continuous envelopes of  $f|_{f^{-1}((0, \infty))}$  and  $-f|_{f^{-1}((-\infty, 0))}$ .

**The bounded setting.** Here we consider the case where the domain of  $f$  is bounded. (Kurdyka, 1998, Theorem 1) gives a Kurdyka-Łojasiewicz inequality assuming  $f$  is differentiable; below we extend it to the locally Lipschitz setting.

**Lemma B.11.** *Given a locally Lipschitz definable function  $f : D \rightarrow \mathbb{R}$  with an open bounded domain  $D$ , there exists  $\nu > 0$  and a definable desingularizing function  $\Psi$  on  $[0, \nu)$  such that*

$$\Psi'(f(x))\|\bar{\partial}f(x)\| \geq 1$$

for any  $x \in f^{-1}((0, \nu))$ .

*Proof.* Since  $f$  is definable,  $f(D)$  is also definable, and thus is a finite union of open intervals and points. It follows that either there exists  $\epsilon > 0$  such that  $(0, \epsilon) \cap f(D) = \emptyset$ , in which case the claim trivially holds; otherwise we are free to choose  $\epsilon > 0$  such that  $(0, \epsilon) \subset f(D)$ . In the second case, define  $\phi : (0, \epsilon) \rightarrow \mathbb{R}$  as

$$\phi(z) := \inf \left\{ \|\bar{\partial}f(x)\| \mid f(x) = z \right\}.$$

By Lemmas B.1 and B.8,  $\phi$  is definable. Lemma B.10 implies that there are only finitely many asymptotic Clarke critical values on  $(0, \epsilon)$ , and thus there exists  $\epsilon' \in (0, \epsilon)$  such that on  $(0, \epsilon')$  there is no asymptotic Clarke critical value and  $\phi(z) > 0$ .

Now consider the definable set

$$A := \left\{ x \in f^{-1}((0, \epsilon')) \mid \|\bar{\partial}f(x)\| \leq 2\phi(f(x)) \right\}.$$

It follows that there exists a sequence  $x_i$  in  $A$  such that  $f(x_i) \rightarrow 0$ . Since the domain of  $f$  is bounded,  $x_i$  has an accumulation point  $y$ . Applying Lemma B.6 to the graph of  $f|_A$ , we have that there exists a  $C^1$  definable curve  $(\rho, h) : [0, 1] \rightarrow \mathbb{R}^{n+1}$  such that  $\rho(0) = y$ , and  $h(0) = 0$ , and  $\rho((0, 1]) \subset A$ , and  $h(s) = f(\rho(s))$  on  $(0, 1]$ .

1. Since  $\rho$  is  $C^1$  on  $[0, 1]$ , there exists  $B > 0$  such that  $\|\rho'(s)\| \leq B$  on  $[0, 1]$ .

2. Since  $h$  is definable,  $h(0) = 0$ , and  $h(s) > 0$  on  $(0, 1]$ , Theorem B.4 implies that there exists a constant  $\omega \in (0, 1]$  such that  $h'(s) > 0$  on  $(0, \omega)$ .
3. Lemma B.9 implies that for a.e.  $s \in (0, \omega)$ ,

$$h'(s) - \left\langle \bar{\partial}f(\rho(s)), \rho'(s) \right\rangle = 0. \quad (\text{B.12})$$

Since the left hand side of eq. (B.12) is definable, it can actually be nonzero only for finitely many  $s$ , and thus is equal to 0 on some interval  $(0, \mu)$  where  $\mu \leq \omega$ .

4. Let  $\nu = h(\mu)$ , the Inverse Function Theorem implies that  $\Psi : (0, \nu) \rightarrow (0, 2B\mu)$  given by  $\Psi(z) := 2Bh^{-1}(z)$  is also  $C^1$  definable with a positive derivative, and  $\lim_{z \rightarrow 0} \Psi(z) = 0$ .

Now for any  $x \in f^{-1}((0, \nu))$ , let  $s = h^{-1}(f(x))$ , we have

$$\begin{aligned} \Psi'(f(x)) \|\bar{\partial}f(x)\| &= \frac{2B}{h'(s)} \|\bar{\partial}f(x)\| && (\text{Inverse Function Theorem}) \\ &\geq \frac{2B}{h'(s)} \cdot \frac{1}{2} \|\bar{\partial}f(\rho(s))\| && (\text{Definition of } A) \\ &= \frac{B \|\bar{\partial}f(\rho(s))\|}{\left\langle \bar{\partial}f(\rho(s)), \rho'(s) \right\rangle} \geq 1. && (\text{Bullet 3 above \& Cauchy-Schwarz}) \end{aligned}$$

□

**The unbounded setting.** The unbounded setting is more complicated: to show directional convergence, we need two Kurdyka-Łojasiewicz inequalities (cf. Lemmas 3.6 and 3.7), depending on the relationship between the spherical and radial parts of  $\bar{\partial}f$ .

Given a locally Lipschitz definable function  $f : D \rightarrow \mathbb{R}$  with an open domain  $D \subset \{x \mid \|x\| > 1\}$ , recall that  $\bar{\partial}_r f(x)$  and  $\bar{\partial}_\perp f(x)$  denote the radial part and spherical part of  $\bar{\partial}f(x)$  respectively, which are both definable. Given  $\epsilon, c, \eta > 0$ , let

$$U_{\epsilon, c, \eta} := \left\{ x \in D \mid f(x) \in (0, \epsilon), \|\bar{\partial}_\perp f(x)\| \geq c \|x\|^\eta \|\bar{\partial}_r f(x)\| \right\}.$$

In any o-minimal structure,  $U_{\epsilon, c, \eta}$  is definable if  $\eta$  is rational. Now we prove Lemma 3.6, a Kurdyka-Łojasiewicz inequality on some  $U_{\nu, c, \eta}$ , using ideas from (Kurdyka et al., 2006, Proposition 6.3).

*Proof of Lemma 3.6.* Similarly to the proof of Lemma B.11, we only need to consider the case where there exists  $\epsilon > 0$  such that  $(0, \epsilon) \subset f(D)$ . Without loss of generality, we can assume  $\eta$  is rational, since otherwise we can consider any rational  $\eta' \in (0, \eta)$ . Therefore  $U_{\epsilon, c, \eta}$  is definable, and so is  $f(U_{\epsilon, c, \eta})$ . If there exists  $\epsilon' > 0$  such that  $f(U_{\epsilon, c, \eta}) \cap (0, \epsilon') = \emptyset$ , then Lemma 3.6 trivially holds; therefore we assume that there exists  $\epsilon' > 0$  such that  $f(U_{\epsilon', c, \eta}) = (0, \epsilon')$ . By Lemma B.10, we can also make  $\epsilon'$  small enough so that there is no asymptotic Clarke critical value on  $(0, \epsilon')$ . Define  $\phi : (0, \epsilon') \rightarrow \mathbb{R}$  as

$$\phi(z) := \inf \left\{ \|x\| \|\bar{\partial}f(x)\| \mid x \in U_{\epsilon', c, \eta}, f(x) = z \right\}.$$

Since there is no asymptotic Clarke critical value on  $(0, \epsilon')$ , it holds that  $\phi(z) > 0$ .

Consider the definable set

$$A := \left\{ x \in U_{\epsilon', c, \eta} \mid \|x\| \|\bar{\partial}f(x)\| \leq 2\phi(f(x)) \right\}.$$

Since  $f(U_{\epsilon', c, \eta}) = (0, \epsilon')$  as above, there exists a sequence  $x_i$  in  $A$  such that  $f(x_i) \rightarrow 0$ . If the  $x_i$  are bounded, then the claim follows from the proof of Lemma B.11 and  $D \subset \{x \mid \|x\| > 1\}$ . If the  $x_i$  are unbounded, then without loss of generality (e.g., by taking a subsequence) we can assume  $\|x_i\| \rightarrow \infty$ . Lemma B.7 asserts that there exists a  $C^1$  definable curve  $\rho : [a, \infty) \rightarrow A$  such that  $\|\rho(s)\| = s$  and  $\lim_{s \rightarrow \infty} f(\rho(s)) = 0$ . Let  $h(s) := f(\rho(s))$ , and  $\rho'_r(s) := \langle \rho'(s), \rho(s) \rangle \rho(s) / s^2$  denote the radial part of  $\rho'(s)$ , and  $\rho'_\perp(s) := \rho'(s) - \rho'_r(s)$  denote the spherical part of  $\rho'(s)$ .

1. Theorem B.4 implies that  $h'$  is negative and continuous on some interval  $[\omega, \infty)$ .
2. As in the proof of Lemma B.11, it follows from Lemma B.9 that there exists  $\mu \geq \omega$ , such that

$$h'(s) - \left\langle \bar{\partial}f(\rho(s)), \rho'(s) \right\rangle = 0$$

for all  $s \in [\mu, \infty)$ .

3. Note that for all  $s \in [\mu, \infty)$ ,

$$\begin{aligned} |h'(s)| &= \left| \left\langle \bar{\partial}f(\rho(s)), \rho'(s) \right\rangle \right| = \left| \left\langle \bar{\partial}_r f(\rho(s)), \rho'_r(s) \right\rangle + \left\langle \bar{\partial}_\perp f(\rho(s)), \rho'_\perp(s) \right\rangle \right| \\ &\leq \left\| \bar{\partial}_r f(\rho(s)) \right\| + \left\| \bar{\partial}_\perp f(\rho(s)) \right\| \left\| \rho'_\perp(s) \right\| \\ &\leq \left( \frac{1}{cs^\eta} + \left\| \rho'_\perp(s) \right\| \right) \left\| \bar{\partial}_\perp f(\rho(s)) \right\| \end{aligned}$$

since  $\left\| \rho'_r(s) \right\| = 1$  and  $\rho([a, \infty)) \subset U_{\epsilon', c, \eta}$ . Let  $\tilde{\rho}(s) := \rho(s)/s$ , we have

$$\frac{d\tilde{\rho}(s)}{ds} = \frac{\rho'_\perp(s)}{s}.$$

Since  $\tilde{\rho}(s)$  is a  $C^1$  definable curve on the unit sphere, Proposition B.3 and Lemma B.5 imply that  $\left\| \rho'_\perp(s) \right\| / s$  is integrable on  $[\mu, \infty)$ . Therefore

$$|h'(s)| \leq -g'(s) \cdot s \left\| \bar{\partial}_\perp f(\rho(s)) \right\|,$$

where

$$g(s) := \int_s^\infty \left( \frac{1}{c\tau^{1+\eta}} + \frac{\left\| \rho'_\perp(\tau) \right\|}{\tau} \right) d\tau.$$

Let  $\nu = h(\mu)$ , and define  $\Psi : (0, \nu) \rightarrow \mathbb{R}$  as

$$\Psi(z) := 2g\left(h^{-1}(z)\right).$$

It holds that  $\lim_{z \rightarrow 0} \Psi(z) = 0$ . Moreover, for any  $x \in U_{\nu, c, \eta}$ , let  $s = h^{-1}(f(x))$ , we have

$$\Psi'(f(x)) \|x\| \left\| \bar{\partial}f(x) \right\| = \frac{2g'(s)}{h'(s)} \|x\| \left\| \bar{\partial}f(x) \right\| \geq \frac{2g'(s)}{h'(s)} \cdot \frac{1}{2}s \left\| \bar{\partial}f(\rho(s)) \right\| \geq 1.$$

□

Below we prove Lemma 3.7, a Kurdyka-Łojasiewicz inequality which is useful outside of  $U_{\nu, c, \eta}$ .

*Proof of Lemma 3.7.* We first assume that  $\lambda$  is rational, and later finish by handling the real case with a quick reduction. Consider the definable mapping  $\xi_\lambda : \mathbb{R}^n \setminus \{0\} \rightarrow \mathbb{R}^n \setminus \{0\}$  given by

$$\xi_\lambda(x) := \frac{x}{\|x\|^{1+\lambda}}.$$

Note that  $\xi_\lambda^{-1} = \xi_{1/\lambda}$ . If  $y = \xi_\lambda(x)$ , then  $x = \xi_{1/\lambda}(y)$ , which has the Jacobian

$$\begin{aligned} \frac{\partial(x_1, \dots, x_n)}{\partial(y_1, \dots, y_n)} &= \frac{\partial \xi_{1/\lambda}(y)}{\partial(y_1, \dots, y_n)} \\ &= \|y\|^{-(1+\lambda)/\lambda} \left( I - \frac{1+\lambda}{\lambda} \frac{y}{\|y\|} \frac{y^\top}{\|y\|} \right) \\ &= \|x\|^{1+\lambda} \left( I - \frac{1+\lambda}{\lambda} \frac{x}{\|x\|} \frac{x^\top}{\|x\|} \right). \end{aligned} \tag{B.13}$$

Define  $g : \xi_\lambda(D) \rightarrow \mathbb{R}$  as

$$g(y) := f\left(\xi_\lambda^{-1}(y)\right).$$

Note that  $g$  is locally Lipschitz and definable with an open bounded domain. Therefore Lemma B.11 implies that there exists  $\nu > 0$  and a definable desingularizing function  $\Psi$  on  $[0, \nu)$  such that

$$\Psi'(g(y)) \|\bar{\partial}g(y)\| \geq 1$$

for any  $y \in g^{-1}((0, \nu))$ . Let  $x = \xi_\lambda^{-1}(y)$ , it holds that  $g$  is differentiable at  $y$  if and only if  $f$  is differentiable at  $x$ , and by the definition of Clarke subdifferential,

$$y^* := \left( \frac{\partial(x_1, \dots, x_n)}{\partial(y_1, \dots, y_n)} \right)^\top \bar{\partial}f(x) \in \partial g(y).$$

Therefore eq. (B.13) implies that

$$\|\bar{\partial}g(y)\| \leq \|y^*\| = \|x\|^{1+\lambda} \left\| \bar{\partial}_\perp f(x) - \frac{1}{\lambda} \bar{\partial}_r f(x) \right\| \leq \max \left\{ 1, \frac{1}{\lambda} \right\} \|x\|^{1+\lambda} \|\bar{\partial}f(x)\|,$$

and thus

$$\max \left\{ 1, \frac{1}{\lambda} \right\} \Psi'(f(x)) \|x\|^{1+\lambda} \|\bar{\partial}f(x)\| \geq 1,$$

which finishes the proof for rational  $\lambda$ . To handle real  $\lambda > 0$ , we can apply the above result to any rational  $\lambda' \in (\lambda/2, \lambda)$ .  $\square$

## C Omitted proofs from Section 3

We first give a generalization of Euler's homogeneous function theorem, which can also be found in (Lyu and Li, 2019, Theorem B.2), but with an additional requirement of a chain rule.

**Lemma C.1.** *Suppose  $f : \mathbb{R}^n \rightarrow \mathbb{R}$  is locally Lipschitz and  $L$ -positively homogeneous for some  $L > 0$ , then for any  $x \in \mathbb{R}^n$  and any  $x^* \in \partial f(x)$ ,*

$$\langle x, x^* \rangle = Lf(x).$$

*Proof.* Let  $D'$  denote the set of  $x$  where  $f$  is differentiable. For any nonzero  $x \in D'$ , it holds that

$$\lim_{\delta \downarrow 0} \frac{f(x + \delta x) - f(x) - \langle \nabla f(x), \delta x \rangle}{\delta \|x\|} = 0.$$

Since  $f$  is  $L$ -positively homogeneous,  $f(x + \delta x) = (1 + \delta)^L f(x)$ , and thus

$$\lim_{\delta \downarrow 0} \frac{((1 + \delta)^L - 1) f(x) - \langle \nabla f(x), \delta x \rangle}{\delta \|x\|} = 0,$$

which implies  $\langle x, \nabla f(x) \rangle = Lf(x)$ . This property trivially holds if  $0 \in D'$ .

Now consider an arbitrary  $x \in \mathbb{R}^n$ . For any sequence  $x_i \in D'$  such that  $\lim_{i \rightarrow \infty} x_i = x$  and  $\lim_{i \rightarrow \infty} \nabla f(x_i) = x^*$ , it holds that

$$\langle x, x^* \rangle = \lim_{i \rightarrow \infty} \langle x_i, \nabla f(x_i) \rangle = \lim_{i \rightarrow \infty} Lf(x_i) = Lf(x).$$

Since  $\partial f(x)$  consists of convex combinations of such  $x^*$ , Lemma C.1 holds.  $\square$

Next we prove a few technical lemmas. Recall the definitions of unnormalized and normalized smoothed margin: given  $W \neq 0$ , let

$$\alpha(W) := \ell^{-1}(\mathcal{L}(W)), \quad \text{and} \quad \tilde{\alpha}(W) := \frac{\alpha(W)}{\|W\|^L}.$$

Additionally, given any function  $f$  which is locally Lipschitz around a nonzero  $W$ , let

$$\bar{\partial}_r f(W) := \left\langle \bar{\partial} f(W), \widetilde{W} \right\rangle \widetilde{W} \quad \text{and} \quad \bar{\partial}_\perp f(W) := \bar{\partial} f(W) - \bar{\partial}_r f(W)$$

denote the radial and spherical parts of  $\bar{\partial} f(W)$  respectively.

We first characterize the Clarke subdifferentials of  $\alpha$ , the unnormalized smoothed margin.

**Lemma C.2.** *It holds for any  $W \in \mathbb{R}^k$  that*

$$\bar{\partial}\alpha(W) = \frac{\bar{\partial}\mathcal{L}(W)}{\ell'(\alpha(W))}, \quad \text{and} \quad \beta(W) := \frac{\langle W, \bar{\partial}\alpha(W) \rangle}{L} = \frac{\langle W, W^* \rangle}{L} \quad \text{for any } W^* \in \partial\alpha(W).$$

*Proof.* Note that  $\mathcal{L}$  is differentiable at  $W$  if and only if  $\alpha$  is differentiable at  $W$ , and when both gradients exist, the chain rule and inverse function theorem together imply that

$$\nabla\alpha(W) = \frac{\nabla\mathcal{L}(W)}{\ell'(\ell^{-1}(\mathcal{L}(W)))} = \frac{\nabla\mathcal{L}(W)}{\ell'(\alpha(W))},$$

whereby the first claim follows from the definition of Clarke subdifferential. To prove the second claim, the chain rule for Clarke subdifferentials (Clarke, 1983, Theorem 2.3.9) implies that

$$\partial\alpha(W) \subset \text{conv} \left( \sum_{i=1}^n \frac{\ell'(p_i(W))}{\ell'(\alpha(W))} \partial p_i(W) \right),$$

and thus Lemma C.1 ensures for any  $W^* \in \partial\alpha(W)$ ,

$$\frac{\langle W, W^* \rangle}{L} = \sum_{i=1}^n \frac{\ell'(p_i(W))}{\ell'(\alpha(W))} p_i(W) = \beta(W),$$

which finishes the proof. □

Next we note that the Clarke subdifferentials of  $\alpha$  and  $\tilde{\alpha}$  are strongly related.

**Lemma C.3.** *For any nonzero  $W \in \mathbb{R}^k$ , we have*

$$\bar{\partial}_r \tilde{\alpha}(W) = L \frac{\beta(W) - \alpha(W)}{\|W\|^{L+1}} \widetilde{W}, \quad \text{and} \quad \bar{\partial}_\perp \tilde{\alpha}(W) = \frac{\bar{\partial}_\perp \alpha(W)}{\|W\|^L}.$$

*Proof.* Note that given  $W \neq 0$ ,  $\alpha$  is differentiable at  $W$  if and only if  $\tilde{\alpha}$  is differentiable at  $W$ , and when both gradients exist,

$$\nabla\tilde{\alpha}(W) = \frac{\nabla\alpha(W)}{\|W\|^L} - \frac{\alpha(W) \cdot L\|W\|^{L-1}\widetilde{W}}{\|W\|^{2L}} = \frac{\nabla\alpha(W)}{\|W\|^L} - L \frac{\alpha(W)\widetilde{W}}{\|W\|^{L+1}}.$$

By the definition of Clarke subdifferential, for any nonzero  $W$ ,

$$\partial\tilde{\alpha}(W) = \left\{ \frac{W^*}{\|W\|^L} - L \frac{\alpha(W)\widetilde{W}}{\|W\|^{L+1}} \mid W^* \in \partial\alpha(W) \right\}. \quad (\text{C.4})$$

The first claim of Lemma C.3 holds since for any  $W \in \partial\alpha(W)$ , by Lemma C.2,

$$\left\langle \frac{W^*}{\|W\|^L} - L \frac{\alpha(W)\widetilde{W}}{\|W\|^{L+1}}, \widetilde{W} \right\rangle = L \frac{\beta(W)}{\|W\|^{L+1}} - L \frac{\alpha(W)}{\|W\|^{L+1}}.$$

To prove the second claim, note that since  $\partial\alpha(W)$  and  $\partial\tilde{\alpha}(W)$  have fixed radial parts, the norms of the whole subgradients are minimized if and only if the norms of their spherical parts are minimized. Due to eq. (C.4), the norms of the spherical parts of  $\partial\alpha(W)$  and  $\partial\tilde{\alpha}(W)$  are minimized simultaneously, and the second claim follows. □

The last technical result we need is that  $\alpha$  and  $\beta$  are close.

**Lemma C.5.** *For  $\ell \in \{\ell_{\text{exp}}, \ell_{\text{log}}\}$  and any  $W$  satisfying  $\mathcal{L}(W) < \ell(0)$ , it holds that*

$$0 < \alpha(W) \leq \beta(W) \leq \alpha(W) + 2 \ln(n) + 1.$$

To prove Lemma C.5, we need the following result on  $\ell_{\text{exp}}$  and  $\ell_{\text{log}}$ . Define  $\sigma : \mathbb{R}_+ \rightarrow \mathbb{R}$  by

$$\sigma(z) := \ell' \left( \ell^{-1}(z) \right) \ell^{-1}(z), \quad (\text{C.6})$$

and  $\pi : \mathbb{R}^n \rightarrow \mathbb{R}$  by

$$\pi(v) := \ell^{-1} \left( \sum_{i=1}^n \ell(v_i) \right). \quad (\text{C.7})$$

Note that  $\alpha(W) = \pi(p(W))$  where  $p(W) = (p_1(W), \dots, p_n(W))$ .

**Lemma C.8.** *For  $\ell \in \{\ell_{\text{exp}}, \ell_{\text{log}}\}$ , it holds that  $\sigma$  is super-additive on  $(0, \ell(0))$ , meaning that  $\sigma(z_1 + z_2) \geq \sigma(z_1) + \sigma(z_2)$  for any  $z_1, z_2 > 0$  such that  $z_1 + z_2 < \ell(0)$ . Moreover  $\pi$  is concave.*

*Proof.* For  $\ell_{\text{exp}}(z) = e^{-z}$ , we have  $\sigma(z) = z \ln(z)$ , while for  $\ell_{\text{log}}(z) = \ln(1 + e^{-z})$ , we have  $\sigma(z) = (1 - e^{-z}) \ln(e^z - 1)$ . In both cases  $\lim_{z \rightarrow 0} \sigma(z) = 0$ , and  $\sigma$  is convex on  $(0, \ell(0))$ , which implies super-additivity.

Turning to concavity of  $\pi$ , in the case of  $\ell_{\text{exp}}$ , it is a standard fact in convex analysis that the function  $\pi(v) = -\ln \sum_{i=1}^n \exp(-v_i)$  is concave (Borwein and Lewis, 2000, Exercise 3.3.7). For  $\ell_{\text{log}}$ , note that

$$\frac{\partial \pi}{\partial v_i} = \frac{\ell'(v_i)}{\ell' \left( \ell^{-1} \left( \sum_{i=1}^n \ell(v_i) \right) \right)} = \frac{\ell'(v_i)}{\exp(-S(v)) - 1},$$

where  $S(v) := \sum_{i=1}^n \ell(v_i)$ , and

$$\nabla^2 \pi(v) = \frac{1}{\exp(-S(v)) - 1} \text{diag}(\ell''(v_1), \dots, \ell''(v_n)) + \frac{\exp(-S(v))}{(\exp(-S(v)) - 1)^2} \nabla S(v) \nabla S(v)^\top.$$

We want to show that  $\nabla^2 \pi(v) \preceq 0$ , or equivalently

$$\left( \exp(S(v)) - 1 \right) \text{diag}(\ell''(v_1), \dots, \ell''(v_n)) - \nabla S(v) \nabla S(v)^\top \succeq 0.$$

By definition, we need to show that for any  $z \in \mathbb{R}^n$ ,

$$\left( \exp(S(v)) - 1 \right) \sum_{i=1}^n \ell''(v_i) z_i^2 \geq \left( \sum_{i=1}^n \ell'(v_i) z_i \right)^2.$$

Note that for  $a, b > 0$ , we have  $e^{a+b} - 1 > (e^a - 1) + (e^b - 1)$ , which implies

$$\exp(S(v)) - 1 > \sum_{i=1}^n \left( \exp(\ell(v_i)) - 1 \right) = \sum_{i=1}^n e^{-v_i}.$$

Also note that  $e^{-v_i} \ell''(v_i) = \ell'(v_i)^2$ , and thus

$$\left( \exp(S(v)) - 1 \right) \sum_{i=1}^n \ell''(v_i) z_i^2 \geq \sum_{i=1}^n e^{-v_i} \sum_{i=1}^n \ell''(v_i) z_i^2 \geq \left( \sum_{i=1}^n \ell'(v_i) z_i \right)^2.$$

□

Using Lemma C.8, we can prove Lemma C.5.

*Proof of Lemma C.5.* For simplicity, let  $p := (p_1(W), \dots, p_n(W))$ . Recall that  $\alpha(W) = \pi(p)$ , and from the proof of Lemma C.2 we know that

$$\beta(W) = \sum_{i=1}^n \frac{\ell'(p_i(W))}{\ell'(\ell^{-1}(\mathcal{L}(W)))} p_i(W) = \langle \nabla \pi(p), p \rangle.$$

By the super-additivity of the function  $\sigma$  defined in eq. (C.6), we know that

$$\begin{aligned} \sum_{i=1}^n \ell'(p_i(W)) p_i(W) &= \sum_{i=1}^n \ell'(\ell^{-1}(\ell(p_i(W)))) \ell^{-1}(\ell(p_i(W))) \\ &\leq \ell'(\ell^{-1}(\mathcal{L}(W))) \ell^{-1}(\mathcal{L}(W)) \\ &= \ell'(\ell^{-1}(\mathcal{L}(W))) \alpha(W), \end{aligned}$$

and since  $\ell' < 0$ , we have  $\beta(W) \geq \alpha(W)$ .

On the other claim, for  $\ell_{\text{exp}}$ , since  $\pi$  is concave,

$$\beta(W) = \langle \nabla \pi(p), p \rangle = \langle \nabla \pi(p), p - 0 \rangle \leq \pi(p) - \pi(0) = \alpha(W) + \ln(n).$$

For  $\ell_{\text{log}}$ , note that on the interval  $(0, \ell(0))$ , the function  $h(z) := \ell'(\ell^{-1}(z)) = e^{-z} - 1$  is convex with  $\lim_{z \rightarrow 0} h(z) = 0$  and  $h'(z) \in (-1, -1/2)$ , and thus

$$\|\pi(p)\|_1 = \sum_{i=1}^n \frac{\ell'(p_i(W))}{\ell'(\ell^{-1}(\mathcal{L}(W)))} \leq 2.$$

Let  $c = -\ln(\exp(\ln(2)/n) - 1) \leq \ln(n) - \ln \ln(2)$  and  $\vec{1}$  denote the all-ones vector, we have  $\pi(c\vec{1}) = 0$ , and

$$\begin{aligned} \beta(W) &= \langle \nabla \pi(p), p \rangle = \langle \nabla \pi(p), p - c\vec{1} \rangle + \langle \nabla \pi(p), c\vec{1} \rangle \\ &\leq \pi(p) - \pi(c\vec{1}) + c\|\pi(p)\|_1 \\ &= \alpha(W) + c\|\pi(p)\|_1 \\ &\leq \alpha(W) + 2\ln(n) - 2\ln \ln(2) \leq \alpha(W) + 2\ln(n) + 1. \end{aligned}$$

□

Now we can prove Lemma 3.4.

*Proof of Lemma 3.4.* Lemma B.9 implies that for a.e.  $t \geq 0$ ,

$$\frac{dW_t}{dt} = -\bar{\partial} \mathcal{L}(W_t).$$

First note that Assumption 2.3 implies that  $\|W_0\| > 0$ , and moreover Lyu and Li (2019, Lemma 5.1) proved that  $d\|W_t\|/dt > 0$  for a.e.  $t \geq 0$ , and thus  $\|W_t\|$  is increasing and  $\|W_t\| \geq \|W_0\| > 0$ .

Now we have for a.e.  $t \geq 0$ ,

$$\frac{d\tilde{\alpha}(W_t)}{dt} = \langle \bar{\partial} \tilde{\alpha}(W_t), -\bar{\partial} \mathcal{L}(W_t) \rangle = \langle \bar{\partial}_r \tilde{\alpha}(W_t), -\bar{\partial}_r \mathcal{L}(W_t) \rangle + \langle \bar{\partial}_\perp \tilde{\alpha}(W_t), -\bar{\partial}_\perp \mathcal{L}(W_t) \rangle.$$

By Lemmas C.2, C.3 and C.5, both  $\langle \bar{\partial}_r \tilde{\alpha}(W_t), \widetilde{W}_t \rangle$  and  $\langle -\bar{\partial}_r \mathcal{L}(W_t), \widetilde{W}_t \rangle$  are nonnegative, and thus

$$\langle \bar{\partial}_r \tilde{\alpha}(W_t), -\bar{\partial}_r \mathcal{L}(W_t) \rangle = \|\bar{\partial}_r \tilde{\alpha}(W_t)\| \|\bar{\partial}_r \mathcal{L}(W_t)\|.$$

Lemmas C.2 and C.3 also imply that  $\bar{\partial}_\perp \tilde{\alpha}(W_t)$  and  $-\bar{\partial}_\perp \mathcal{L}(W_t)$  point to the same direction, and thus

$$\langle \bar{\partial}_\perp \tilde{\alpha}(W_t), -\bar{\partial}_\perp \mathcal{L}(W_t) \rangle = \|\bar{\partial}_\perp \tilde{\alpha}(W_t)\| \|\bar{\partial}_\perp \mathcal{L}(W_t)\|.$$



Now consider  $\widetilde{W}_t$  and  $\zeta_t$ . Since  $W_t$  is an arc, and  $\|W_t\| \geq \|W_0\| > 0$ , it follows that  $\widetilde{W}_t$  is also an arc. Moreover, for a.e.  $t \geq 0$ ,

$$\frac{d\widetilde{W}_t}{dt} = \frac{1}{\|W_t\|} \frac{dW_t}{dt} - \frac{1}{\|W_t\|} \widetilde{W}_t \left\langle \frac{dW_t}{dt}, \widetilde{W}_t \right\rangle = \frac{-\bar{\partial}_\perp \mathcal{L}(W_t)}{\|W_t\|}.$$

Since  $\widetilde{W}_t$  is an arc,  $d\widetilde{W}_t/dt$  and  $\|d\widetilde{W}_t/dt\|$  are both integrable, and by definition of the curve length,

$$\zeta_t = \int_0^t \left\| \frac{d\widetilde{W}_t}{dt} \right\| dt,$$

and for a.e.  $t \geq 0$  we have

$$\frac{d\zeta_t}{dt} = \left\| \frac{d\widetilde{W}_t}{dt} \right\| = \frac{\|\bar{\partial}_\perp \mathcal{L}(W_t)\|}{\|W_t\|}.$$

□

Finally we prove the core Lemma 3.3, which directly implies Theorem 3.1.

*Proof of Lemma 3.3.* Recall that  $\tilde{\alpha}_t$  denotes  $\tilde{\alpha}(W_t)$ , and  $a = \lim_{t \rightarrow \infty} \tilde{\alpha}_t$ .

First note that if  $\tilde{\alpha}_{t_0} = a$  for some finite  $t_0$ , then  $d\tilde{\alpha}_t/dt = 0$  for a.e.  $t \geq 0$ . Lemma 3.4 then implies for a.e.  $t \geq 0$  that  $\|\bar{\partial}_\perp \mathcal{L}(W_t)\| = 0$  and  $d\zeta_t/dt = 0$ , and then Lemma 3.3 trivially holds. Below we assume  $\tilde{\alpha}_t < a$  for all finite  $t \geq 0$ , and fix an arbitrary  $\kappa \in (L/2, L)$ . We consider two cases.

1. Lemma 3.6 implies that there exists  $\nu_1 > 0$  and a definable desingularizing function  $\Psi_1$  on  $[0, \nu_1)$ , such that if  $W$  satisfies  $\|W\| > 1$ , and  $\tilde{\alpha}(W) > a - \nu_1$ , and

$$\|\bar{\partial}_\perp \tilde{\alpha}(W)\| \geq \frac{\tilde{\alpha}_0}{2 \ln(n) + 1} \|W\|^{L-\kappa} \|\bar{\partial}_r \tilde{\alpha}(W)\|, \quad (\text{C.9})$$

then

$$\Psi'_1(a - \tilde{\alpha}(W)) \|W\| \|\bar{\partial}_\perp \tilde{\alpha}(W)\| \geq 1. \quad (\text{C.10})$$

Now consider  $t$  large enough such that  $\|W_t\| > 1$ , and  $\tilde{\alpha}_t > a - \nu_1$ , and  $\tilde{\alpha}_0 \|W_t\|^{L-\kappa} / (2 \ln(n) + 1) \geq 1$ , and moreover assume eq. (C.9) holds for  $W_t$ . We have

$$\|\bar{\partial}_\perp \tilde{\alpha}(W_t)\| \geq \|\bar{\partial}_r \tilde{\alpha}(W_t)\|, \quad \text{and thus} \quad \|\bar{\partial}_\perp \tilde{\alpha}(W_t)\| \geq \frac{1}{2} \|\bar{\partial}_\perp \tilde{\alpha}(W_t)\|.$$

Therefore Lemma 3.4 implies

$$\begin{aligned} \frac{d\tilde{\alpha}_t}{dt} &\geq \|\bar{\partial}_\perp \tilde{\alpha}(W_t)\| \|\bar{\partial}_\perp \mathcal{L}(W_t)\| \\ &= \|W_t\| \|\bar{\partial}_\perp \tilde{\alpha}(W_t)\| \frac{d\zeta_t}{dt} \\ &\geq \frac{1}{2} \|W_t\| \|\bar{\partial}_\perp \tilde{\alpha}(W_t)\| \frac{d\zeta_t}{dt}. \end{aligned} \quad (\text{C.11})$$

Consequently, eqs. (C.10) and (C.11) imply that

$$\frac{d\tilde{\alpha}_t}{dt} \geq \frac{1}{2\Psi'_1(a - \tilde{\alpha}_t)} \frac{d\zeta_t}{dt}.$$

2. On the other hand, Lemma 3.7 implies that there exists  $\nu_2 > 0$  and a definable desingularizing function  $\Psi_2$  on  $[0, \nu_2)$ , such that if  $\|W\| > 1$ , and  $\tilde{\alpha}(W) > a - \nu_2$ , then

$$\max \left\{ 1, \frac{2}{2\kappa - L} \right\} \Psi'_2(a - \tilde{\alpha}(W)) \|W\|^{2\kappa - L + 1} \|\bar{\partial}_\perp \tilde{\alpha}(W)\| \geq 1. \quad (\text{C.12})$$

Now consider  $t$  large enough such that  $\|W_t\| > 1$ , and  $\tilde{\alpha}_t > a - \nu_2$ , and  $\tilde{\alpha}_0 \|W_t\|^{L-\kappa}/(2\ln(n) + 1) \geq 1$ , and moreover

$$\|\bar{\partial}_\perp \tilde{\alpha}(W_t)\| \leq \frac{\tilde{\alpha}_0}{2\ln(n) + 1} \|W_t\|^{L-\kappa} \|\bar{\partial}_r \tilde{\alpha}(W_t)\|. \quad (\text{C.13})$$

Note that eq. (C.13) is the opposite to eq. (C.9). Lemmas C.2 and C.5 implies that

$$\|\bar{\partial}_r \alpha(W_t)\| = \frac{L\beta(W_t)}{\|W_t\|} \geq \frac{L\alpha(W_t)}{\|W_t\|} = L\tilde{\alpha}_t \|W_t\|^{L-1} \geq L\tilde{\alpha}_0 \|W_t\|^{L-1}, \quad (\text{C.14})$$

while Lemma C.3 implies that

$$\|\bar{\partial}_r \tilde{\alpha}(W_t)\| = L \frac{\beta(W_t) - \alpha(W_t)}{\|W_t\|^{L+1}} \leq \frac{L(2\ln(n) + 1)}{\|W_t\|^{L+1}},$$

and thus

$$\|\bar{\partial}_r \alpha(W_t)\| \geq \frac{\tilde{\alpha}_0}{2\ln(n) + 1} \|W_t\|^{2L} \|\bar{\partial}_r \tilde{\alpha}(W_t)\|. \quad (\text{C.15})$$

On the other hand,  $\bar{\partial}_\perp \alpha(W_t) = \|W_t\|^L \bar{\partial}_\perp \tilde{\alpha}(W_t)$  by Lemma C.3, which implies the following in light of eqs. (C.13) and (C.15):

$$\begin{aligned} \|\bar{\partial}_r \alpha(W_t)\| &\geq \frac{\tilde{\alpha}_0}{2\ln(n) + 1} \|W_t\|^{2L} \|\bar{\partial}_r \tilde{\alpha}(W_t)\| \\ &\geq \|W_t\|^{L+\kappa} \|\bar{\partial}_\perp \tilde{\alpha}(W_t)\| \\ &= \|W_t\|^\kappa \|\bar{\partial}_\perp \alpha(W_t)\|. \end{aligned}$$

By Lemma C.2,  $\bar{\partial}_\alpha(W_t)$  is parallel to  $\bar{\partial}\mathcal{L}(W_t)$ , therefore

$$\|\bar{\partial}_r \mathcal{L}(W_t)\| \geq \|W_t\|^\kappa \|\bar{\partial}_\perp \mathcal{L}(W_t)\|. \quad (\text{C.16})$$

Moreover, if  $\tilde{\alpha}_0 \|W_t\|^{L-\kappa}/(2\ln(n) + 1) \geq 1$ , then the triangle inequality implies

$$\|\bar{\partial} \tilde{\alpha}(W_t)\| \leq \|\bar{\partial}_\perp \tilde{\alpha}(W_t)\| + \|\bar{\partial}_r \tilde{\alpha}(W_t)\| \leq \frac{2\tilde{\alpha}_0}{2\ln(n) + 1} \|W_t\|^{L-\kappa} \|\bar{\partial}_r \tilde{\alpha}(W_t)\|,$$

or

$$\|\bar{\partial}_r \tilde{\alpha}(W_t)\| \geq \frac{2\ln(n) + 1}{2\tilde{\alpha}_0} \|W_t\|^{\kappa-L} \|\bar{\partial} \tilde{\alpha}(W_t)\|. \quad (\text{C.17})$$

Now Lemma 3.4 and eqs. (C.16) and (C.17) imply

$$\begin{aligned} \frac{d\tilde{\alpha}_t}{dt} &\geq \|\bar{\partial}_r \tilde{\alpha}(W_t)\| \|\bar{\partial}_r \mathcal{L}(W_t)\| \\ &\geq \frac{2\ln(n) + 1}{2\tilde{\alpha}_0} \|W_t\|^{2\kappa-L} \|\bar{\partial} \tilde{\alpha}(W_t)\| \|\bar{\partial}_\perp \mathcal{L}(W_t)\| \\ &= \frac{2\ln(n) + 1}{2\tilde{\alpha}_0} \|W_t\|^{2\kappa-L+1} \|\bar{\partial} \tilde{\alpha}(W_t)\| \frac{d\zeta_t}{dt}. \end{aligned}$$

Then eq. (C.12) further implies

$$\frac{d\tilde{\alpha}_t}{dt} \geq \frac{2\ln(n) + 1}{2\tilde{\alpha}_0 \max\{1, 2/(2\kappa - L)\}} \frac{1}{\Psi'_2(a - \tilde{\alpha}_t)} \frac{d\zeta_t}{dt}.$$

Since  $\Psi'_1 - \Psi'_2$  is definable, it is nonnegative or nonpositive on some interval  $(0, \nu)$ . Let  $\Psi' = \max\{\Psi'_1, \Psi'_2\}$  on  $(0, \nu)$ . Now for a.e. large enough  $t$  such that  $\|W_t\| > 1$ , and  $\tilde{\alpha}_t > a - \nu$ , and  $\tilde{\alpha}_0 \|W_t\|^{L-\kappa}/(2\ln(n) + 1) \geq 1$ , it holds that

$$\frac{d\tilde{\alpha}_t}{dt} \geq \frac{1}{c\Psi'(a - \tilde{\alpha}_t)} \frac{d\zeta_t}{dt}$$

for some constant  $c > 0$ . Lemma 3.3 then follows.  $\square$

## D Omitted proofs from Section 4

We first give the following technical result.

**Lemma D.1.** *Suppose  $f : \mathbb{R}^n \rightarrow \mathbb{R}$  is  $L$ -positively homogeneous for some  $L > 0$  and has a locally Lipschitz gradient at all nonzero  $x \in \mathbb{R}^n$ . Then  $\nabla f$  is  $(L - 1)$ -positively homogeneous: given any nonzero  $x$  and  $c > 0$ , it holds that*

$$\nabla f(cx) = c^{L-1} \nabla f(x).$$

If  $\nabla f$  is differentiable at a nonzero  $x$ , then for any  $c > 0$ , it holds that

$$\nabla^2 f(cx) = c^{L-2} \nabla^2 f(x).$$

Moreover, there exists  $K_\sigma > 0$  such that for any  $\|x\| = 1$ , if  $\nabla^2 f(x)$  exists, then  $\|\nabla^2 f(x)\|_\sigma \leq K_\sigma$ .

*Proof.* By definition,

$$\lim_{\|y\| \downarrow 0} \frac{f(x+y) - f(x) - \langle \nabla f(x), y \rangle}{\|y\|} = 0.$$

On the other hand, by homogeneity,

$$f(cx+z) - f(cx) - \langle c^{L-1} \nabla f(x), z \rangle = c^L \left( f\left(x + \frac{z}{c}\right) - f(x) - \left\langle \nabla f(x), \frac{z}{c} \right\rangle \right).$$

Therefore

$$\lim_{\|z\| \downarrow 0} \frac{f(cx+z) - f(cx) - \langle c^{L-1} \nabla f(x), z \rangle}{\|z\|} = c^{L-1} \lim_{\|z/c\| \downarrow 0} \frac{f\left(x + \frac{z}{c}\right) - f(x) - \left\langle \nabla f(x), \frac{z}{c} \right\rangle}{\|z/c\|} = 0,$$

which proves the claim. The homogeneity of  $\nabla^2 f$  when it exists can be proved in the same way.

To get  $K_\sigma$ , note that for any  $\|x\| = 1$ , there exists an open neighborhood  $U_x$  of  $x$  on which  $\nabla f$  is  $K_x$ -Lipschitz continuous, and thus the spectral norm of  $\nabla^2 f$  is bounded by  $K_x$  when it exists. All the  $U_x$  form an open cover of the compact unit sphere, and thus has a finite subcover, which implies the claim.  $\square$

Below we estimate various quantities using Lemma D.1.

**Lemma D.2.** *Suppose  $\ell \in \{\ell_{\text{exp}}, \ell_{\text{log}}\}$ , all  $p_i$  are  $L$ -positively homogeneous for some  $L > 0$ , and all  $\nabla p_i$  are locally Lipschitz. For any  $W$  such that  $\mathcal{L}(W) < \ell(0)$ , it holds that  $\beta(W)/\|W\|^L$  and  $\|\nabla \alpha(W)\|/\|W\|^{L-1}$  are bounded.*

*Proof.* Since  $p_i(W)$  is continuous, it is bounded on the unit sphere. Because it is  $L$ -positively homogeneous,  $p_i(W)/\|W\|^L$  is bounded on  $\mathbb{R}^k$ . Lemma C.5 implies that  $\beta(W) - 2 \ln(n) - 1 \leq \alpha(W) \leq \min_{1 \leq i \leq n} p_i(W)$ , and it follows that  $\beta(W)/\|W\|^L$  is bounded.

Recall that

$$\nabla \alpha(W) = \sum_{i=1}^n \frac{\partial \pi}{\partial p_i} \nabla p_i(W),$$

where  $\pi$  is defined in eq. (C.7) and all partial derivatives are evaluated at  $p(W) := (p_1(W), \dots, p_n(W))$ . It is shown in the proof of Lemma C.5 that  $\|\pi(p)\|_1 \leq 2$ . Moreover, Lemma D.1 implies that all  $\|\nabla p_i(W)\|/\|W\|^{L-1}$  are bounded. Consequently,  $\|\nabla \alpha(W)\|/\|W\|^{L-1}$  is bounded.  $\square$

Recall the definition of  $\mathcal{J}$ :

$$\mathcal{J}(W) := \frac{\|\nabla \alpha(W)\|^2}{\|W\|^{2L-2}}.$$

If all  $\nabla p_i$  are locally Lipschitz, then  $\mathcal{J}$  is also locally Lipschitz. We further have the following result.

**Lemma D.3.** *Under the same conditions as Lemma D.2, for any  $W$  satisfying  $\mathcal{L}(W) < \ell(0)$  and any  $W^* \in \partial\mathcal{J}(W)$ ,*

$$\langle W^*, -\nabla\mathcal{L}(W) \rangle \leq -K\ell'(\alpha(W)) \|W\|^{L-2} \sin(\theta)^2$$

for some constant  $K > 0$ , where  $\theta$  denotes the angle between  $W$  and  $-\nabla\mathcal{L}(W)$ .

*Proof.* Let  $D'$  denote the set of  $W$  where all  $\nabla p_i$  are differentiable, and let  $S_0$  denote the set of  $W$  where  $\mathcal{L}(W) < \ell(0)$ . We only need to prove the lemma on  $D' \cap S_0$ , since for any  $W \in S_0$  it follows from (Clarke, 1983, Theorem 2.5.1) that

$$\partial\mathcal{J}(W) = \text{conv} \{ \lim \nabla\mathcal{J}(W_i) \mid W_i \rightarrow W, W_i \in D' \cap S_0 \}.$$

Below we fix an arbitrary  $W \in D' \cap S_0$ . All the partial derivatives below with respect to  $p_i$  are evaluated at  $p(W) := (p_1(W), \dots, p_n(W))$ . Recall that

$$\nabla\alpha(W) = \sum_{i=1}^n \frac{\partial\pi}{\partial p_i} \nabla p_i(W),$$

where  $\pi$  is defined in eq. (C.7). Since  $\nabla p_i$  are also differentiable at  $W$ , we have

$$\nabla^2\alpha(W) = \sum_{i=1}^n \sum_{j=1}^n \left( \frac{\partial^2\pi}{\partial p_i \partial p_j} \nabla p_i(W) \nabla p_j(W)^\top \right) + \sum_{i=1}^n \frac{\partial\pi}{\partial p_i} \nabla^2 p_i(W). \quad (\text{D.4})$$

Now for any  $W \in D' \cap S_0$ , we have (recall that  $\widetilde{W} = W/\|W\|$ )

$$\begin{aligned} \nabla\mathcal{J}(W) &= \frac{2\nabla^2\alpha(W)\nabla\alpha(W)}{\|W\|^{2L-2}} - \frac{\|\nabla\alpha(W)\|^2}{\|W\|^{4L-4}} \cdot (2L-2)\|W\|^{2L-3}\widetilde{W} \\ &= \frac{2\nabla^2\alpha(W)\nabla\alpha(W)}{\|W\|^{2L-2}} - \frac{(2L-2)\|\nabla\alpha(W)\|^2}{\|W\|^{2L}} W, \end{aligned}$$

and thus

$$\begin{aligned} & \frac{\|W\|^{2L}}{2} \frac{\langle \nabla\mathcal{J}(W), -\nabla\mathcal{L}(W) \rangle}{-\ell'(\alpha(W))} \\ &= \frac{\|W\|^{2L}}{2} \langle \nabla\mathcal{J}(W), \nabla\alpha(W) \rangle \\ &= \|W\|^2 \nabla\alpha(W)^\top \nabla^2\alpha(W) \nabla\alpha(W) - (L-1) \|\nabla\alpha(W)\|^2 \langle W, \nabla\alpha(W) \rangle. \end{aligned} \quad (\text{D.5})$$

Comparing eqs. (D.4) and (D.5), first note that

$$\sum_{i=1}^n \sum_{j=1}^n \frac{\partial^2\pi}{\partial p_i \partial p_j} \nabla\alpha(W)^\top \nabla p_i(W) \nabla p_j(W)^\top \nabla\alpha(W) \leq 0,$$

since  $\pi$  is concave by Lemma C.8, and moreover

$$\langle W, \nabla\alpha(W) \rangle = \sum_{i=1}^n \frac{\partial\pi}{\partial p_i} \langle W, \nabla p_i(W) \rangle = L \sum_{i=1}^n \frac{\partial\pi}{\partial p_i} p_i(W).$$

Therefore eq. (D.5) is upper bounded by

$$\|W\|^2 \sum_{i=1}^n \frac{\partial\pi}{\partial p_i} \nabla\alpha(W)^\top \nabla^2 p_i(W) \nabla\alpha(W) - L(L-1) \|\nabla\alpha(W)\|^2 \sum_{i=1}^n \frac{\partial\pi}{\partial p_i} p_i(W). \quad (\text{D.6})$$

Let  $\nabla_\tau\alpha(W)$  and  $\nabla_\perp\alpha(W)$  denote the radial and spherical part of  $\nabla\alpha(W)$ , respectively. Let  $\theta$  denote the angle between  $W$  and  $\nabla\alpha(W)$ . Lemmas C.2 and C.5 imply that

$$\langle W, \nabla\alpha(W) \rangle = L\beta(W) > 0,$$

and thus  $\theta$  is between 0 and  $\pi/2$ . Now Lemma D.1 and the proof of Lemma C.1 imply that

$$\begin{aligned} \|W\|^2 \nabla_r \alpha(W)^\top \nabla^2 p_i(W) \nabla_r \alpha(W) &= \cos(\theta)^2 \|\nabla \alpha(W_t)\|^2 W^\top \nabla^2 p_i(W) W \\ &= \cos(\theta)^2 \|\nabla \alpha(W_t)\|^2 \cdot L(L-1) p_i(W) \\ &\leq \|\nabla \alpha(W_t)\|^2 \cdot L(L-1) p_i(W). \end{aligned} \quad (\text{D.7})$$

Moreover,

$$\begin{aligned} 2\|W\|^2 \nabla_\perp \alpha(W)^\top \nabla^2 p_i(W) \nabla_r \alpha(W) &= 2\|W\| \|\nabla \alpha(W)\| \cos(\theta) \langle \nabla_\perp \alpha(W), \nabla^2 p_i(W) W \rangle \\ &= 2(L-1) \|W\| \|\nabla \alpha(W)\| \cos(\theta) \langle \nabla_\perp \alpha(W), \nabla p_i(W) \rangle, \end{aligned}$$

and thus by Lemma C.2,

$$\begin{aligned} &2\|W\|^2 \sum_{i=1}^n \frac{\partial \pi}{\partial p_i} \nabla_\perp \alpha(W)^\top \nabla^2 p_i(W) \nabla_r \alpha(W) \\ &= 2(L-1) \|W\| \|\nabla \alpha(W)\| \cos(\theta) \langle \nabla_\perp \alpha(W), \nabla \alpha(W) \rangle \\ &= 2(L-1) \|W\| \|\nabla \alpha(W)\|^3 \cos(\theta) \sin(\theta)^2 \\ &= 2L(L-1) \|\nabla \alpha(W)\|^2 \sin(\theta)^2 \beta(W). \end{aligned} \quad (\text{D.8})$$

In addition, the proof of Lemma C.5 shows that  $\|\pi(p)\|_1 \leq 2$ , and Lemma D.1 ensures that  $\|\nabla^2 f\|_\sigma$  has a uniform bound  $K_\sigma$  on the unit sphere, therefore

$$\begin{aligned} \|W\|^2 \sum_{i=1}^n \frac{\partial \pi}{\partial p_i} \nabla_\perp \alpha(W)^\top \nabla^2 p_i(W) \nabla_\perp \alpha(W) &\leq 2\|W\|^2 \|\nabla \alpha(W)\|^2 \sin(\theta)^2 \cdot K_\sigma \|W\|^{L-2} \\ &= 2K_\sigma \|W\|^L \|\nabla \alpha(W)\|^2 \sin(\theta)^2. \end{aligned} \quad (\text{D.9})$$

Combining eqs. (D.5) to (D.9) gives

$$\frac{\langle \nabla \mathcal{J}(W), -\nabla \mathcal{L}(W) \rangle}{-\ell'(\alpha(W))} \leq \frac{4(K_\sigma \|W\|^L + L(L-1)\beta(W)) \|\nabla \alpha(W)\|^2}{\|W\|^{2L}} \sin(\theta)^2.$$

Invoking Lemma D.2 then gives

$$\langle \nabla \mathcal{J}(W), -\nabla \mathcal{L}(W) \rangle \leq -K\ell'(\alpha(W)) \|W\|^{L-2} \sin(\theta)^2$$

for some constant  $K > 0$ . □

The following result helps us control  $\theta_t$ .

**Lemma D.10.** *Under the same condition as Lemma D.2 and Assumption 2.3, it holds that*

$$\int_0^\infty -\ell'(\alpha(W_t)) \|W_t\|^{L-2} \tan(\theta_t)^2 dt < \infty.$$

*Proof.* Recall that  $\tilde{\alpha}_t = \alpha(W_t)/\|W_t\|^L$  is nondecreasing with a limit  $a$ , and thus  $d\tilde{\alpha}_t/dt$  is integrable. Now Lemmas 3.4, C.2 and C.3 imply that

$$\frac{d\tilde{\alpha}_t}{dt} \geq \|\nabla_\perp \tilde{\alpha}(W_t)\| \|\nabla_\perp \mathcal{L}(W_t)\| = \frac{\|\nabla_\perp \alpha(W_t)\| \|\nabla_\perp \mathcal{L}(W_t)\|}{\|W_t\|^L} = \frac{-\ell'(\alpha(W_t)) \|\nabla_\perp \alpha(W_t)\|^2}{\|W_t\|^L},$$

and moreover

$$\|\nabla_\perp \alpha(W_t)\| = \|\nabla_r \alpha(W_t)\| \tan(\theta_t) = \frac{L\beta(W_t)}{\|W_t\|} \tan(\theta_t).$$

Therefore

$$\frac{d\tilde{\alpha}_t}{dt} \geq -\ell'(\alpha(W_t)) \cdot L^2 \tan(\theta_t)^2 \frac{\beta(W_t)^2}{\|W_t\|^{L+2}}.$$

Since  $\beta(W_t)/\|W_t\|^L$  is bounded due to Lemma D.2, the proof is finished. □

Now we can prove Theorem 4.1.

*Proof of Theorem 4.1.* Fix an arbitrary  $\epsilon \in (0, 1)$ , and let  $J_t$  denote  $J(W_t)$ . Recall that  $\lim_{t \rightarrow \infty} \alpha(W_t) / \|W_t\|^L = a$ . Lemma C.5 then implies  $\lim_{t \rightarrow \infty} \beta(W_t) / \|W_t\|^L = a$ , and thus we can find  $t_1$  such that for any  $t > t_1$ ,

$$a \left(1 - \frac{\epsilon}{6}\right) < \frac{\beta(W_t)}{\|W_t\|^L} = \frac{1}{L} \left\langle \frac{\nabla \alpha(W_t)}{\|\nabla \alpha(W_t)\|^{L-1}}, \frac{W_t}{\|W_t\|} \right\rangle < a \left(1 + \frac{\epsilon}{6}\right). \quad (\text{D.11})$$

Moreover, Lemmas D.3, B.9 and D.10 imply that there exists  $t_2$  such that for any  $t' > t > t_2$ ,

$$J_{t'} - J_t < \left(\frac{aL\epsilon}{6}\right)^2. \quad (\text{D.12})$$

(Lyu and Li, 2019, Corollary C.10) implies that there exists  $t_3 > \max\{t_1, t_2\}$  such that

$$\frac{1}{\cos(\theta_{t_2})^2} - 1 < \frac{\epsilon}{3}, \quad \text{and thus} \quad \frac{1}{\cos(\theta_{t_2})} < 1 + \frac{\epsilon}{6}. \quad (\text{D.13})$$

We claim that  $\delta_t < 1 + \epsilon$  for any  $t > t_3$ .

To see this, note that eqs. (D.11) and (D.13) imply

$$\sqrt{J_{t_2}} = \frac{\|\nabla \alpha(W_{t_2})\|}{\|W_{t_2}\|^{L-1}} < aL \left(1 + \frac{\epsilon}{6}\right) \frac{1}{\cos(\theta_{t_2})} < aL \left(1 + \frac{\epsilon}{6}\right)^2 < aL \left(1 + \frac{\epsilon}{2}\right).$$

Moreover, using eq. (D.12), for any  $t > t_2$ ,

$$\sqrt{J_t} = \sqrt{J_{t_2} + J_t - J_{t_2}} < \sqrt{J_{t_2} + \left(\frac{\gamma L \epsilon}{6}\right)^2} < \sqrt{J_{t_2}} + \frac{aL\epsilon}{6} < aL \left(1 + \frac{2\epsilon}{3}\right),$$

and thus

$$\frac{1}{\cos(\theta_t)} = \frac{\sqrt{J_t}}{L\beta(W_t)/\|W_t\|^L} < \frac{aL(1 + 2\epsilon/3)}{aL(1 - \epsilon/6)} < 1 + \epsilon.$$

Since  $\epsilon$  is arbitrary, we have  $\lim_{t \rightarrow \infty} \theta_t = 0$ .

If all  $p_i$  are  $C^2$ , then the above proof holds without definability: it is only used in eq. (D.12) to ensure the chain rule, which always holds for  $C^2$  functions.  $\square$

## E Global margin maximization proofs for Section 4.2

This section often works with subscripted subsets of parameters, for instance per-layer matrices  $(A_1(t), \dots, A_L(t))$ , or per-node weights  $(w_1(t), \dots, w_m(t))$ ; to declutter slightly, we will drop “(t)” throughout when it is otherwise clear.

First, a technical lemma regarding directional convergence and alignment properties inherited by these subsets of  $W_t$ . This will be used in both the deep linear case and in the 2-homogeneous case.

**Lemma E.1.** *Suppose the conditions for Theorems 3.1 and 4.1 hold. Let  $(U_1(t), \dots, U_r(t))$  be any partition of  $W_t$ , and set  $s_j(t) := \|U_j(t)\|^L / \|W_t\|^L$ . Then  $s(t)$  converges to some  $\bar{s}$ , and for each  $j$ ,*

$$\lim_{t \rightarrow \infty} \frac{\|U_j\| \cdot \|\nabla_{U_j} \mathcal{L}(W)\|}{\|W\| \cdot \|\nabla_W \mathcal{L}(W)\|} = \lim_{t \rightarrow \infty} \frac{\langle U_j, -\nabla_{U_j} \mathcal{L}(W) \rangle}{\|W\| \cdot \|\nabla_W \mathcal{L}(W)\|},$$

and moreover  $\bar{s}_j > 0$  implies

$$\lim_{t \rightarrow \infty} \frac{\|U_j\|}{\|W\|} = \lim_{t \rightarrow \infty} \frac{\|\nabla_{U_j} \mathcal{L}(W)\|}{\|\nabla_W \mathcal{L}(W)\|} = \lim_{t \rightarrow \infty} \frac{\|\nabla_{U_j} \alpha(W)\|}{\|\nabla_W \alpha(W)\|} = \bar{s}_j^{1/L},$$

and

$$\lim_{t \rightarrow \infty} \frac{\langle U_j, -\nabla_{U_j} \mathcal{L}(W) \rangle}{\|U_j\| \cdot \|\nabla_{U_j} \mathcal{L}(W)\|} = \lim_{t \rightarrow \infty} \frac{\langle U_j, \nabla_{U_j} \alpha(W) \rangle}{\|U_j\| \cdot \|\nabla_{U_j} \alpha(W)\|} = 1,$$

and

$$\lim_{t \rightarrow \infty} \frac{\langle U_j, \nabla_{U_j} \alpha(W) \rangle}{\|U_j\|^L} = \lim_{t \rightarrow \infty} \frac{\|\nabla_{U_j} \alpha(W)\|}{\|U_j\|^{L-1}} = a\bar{s}^{(2-L)/L} L.$$

*Proof.* First note that  $s(t)$  converges since  $W_t/\|W_t\|$  converges, and alignment grants

$$\bar{s}_j^{1/L} = \lim_{t \rightarrow \infty} \frac{\|U_j\|}{\|W\|} = \lim_{t \rightarrow \infty} \frac{\|\nabla_{U_j} \mathcal{L}(W)\|}{\|\nabla_W \mathcal{L}(W)\|}. \quad (\text{E.2})$$

By directional convergence (cf. Theorem 3.1), alignment (cf. Theorem 4.1), and Cauchy-Schwarz,

$$\begin{aligned} -1 &= \lim_{t \rightarrow \infty} \frac{\langle W, \nabla_W \mathcal{L}(W) \rangle}{\|W\| \cdot \|\nabla_W \mathcal{L}(W)\|} \\ &= \lim_{t \rightarrow \infty} \frac{\sum_j \langle U_j, \nabla_{U_j} \mathcal{L}(W) \rangle}{\|W\| \cdot \|\nabla_W \mathcal{L}(W)\|} \\ &\geq - \lim_{t \rightarrow \infty} \frac{\sum_j \|U_j\| \cdot \|\nabla_{U_j} \mathcal{L}(W)\|}{\|W\| \cdot \|\nabla_W \mathcal{L}(W)\|} \\ &\geq - \lim_{t \rightarrow \infty} \frac{\sqrt{\sum_j \|U_j\|^2} \cdot \sqrt{\sum_j \|\nabla_{U_j} \mathcal{L}(W)\|^2}}{\|W\| \cdot \|\nabla_W \mathcal{L}(W)\|} = -1, \end{aligned}$$

which starts and ends with  $-1$  and is thus a chain of equalities. Applying eq. (E.2) and the equality case of Cauchy-Schwarz to each  $j$  with  $\bar{s}_j > 0$ ,

$$\begin{aligned} \bar{s}_j^{2/L} &= \lim_{t \rightarrow \infty} \frac{\|U_j\| \cdot \|\nabla_{U_j} \mathcal{L}(W)\|}{\|W\| \cdot \|\nabla_W \mathcal{L}(W)\|} = \lim_{t \rightarrow \infty} \frac{\langle U_j, -\nabla_{U_j} \mathcal{L}(W) \rangle}{\|W\| \cdot \|\nabla_W \mathcal{L}(W)\|} \\ &= \lim_{t \rightarrow \infty} \frac{\langle U_j, -\nabla_{U_j} \mathcal{L}(W) \rangle}{\|U_j\| \cdot \|\nabla_{U_j} \mathcal{L}(W)\|} \left( \frac{\|U_j\| \cdot \|\nabla_{U_j} \mathcal{L}(W)\|}{\|W\| \cdot \|\nabla_W \mathcal{L}(W)\|} \right) \\ &= \bar{s}_j^{2/L} \lim_{t \rightarrow \infty} \frac{\langle U_j, -\nabla_{U_j} \mathcal{L}(W) \rangle}{\|U_j\| \cdot \|\nabla_{U_j} \mathcal{L}(W)\|}, \end{aligned}$$

and thus

$$\lim_{t \rightarrow \infty} \frac{\langle U_j, -\nabla_{U_j} \mathcal{L}(W) \rangle}{\|U_j\| \cdot \|\nabla_{U_j} \mathcal{L}(W)\|} = 1.$$

The preceding statements used  $\mathcal{L}(W)$ ; to obtain the analogous statements with  $\alpha(W)$ , note since  $\ell' < 0$  that

$$\frac{\nabla_{U_j} \alpha(W)}{\|\nabla_{U_j} \alpha(W)\|} = \frac{\nabla_{U_j} \mathcal{L}(W) / \ell'(\alpha(W))}{\|\nabla_{U_j} \mathcal{L}(W) / \ell'(\alpha(W))\|} = \frac{-\nabla_{U_j} \mathcal{L}(W)}{\|\nabla_{U_j} \mathcal{L}(W)\|}.$$

For the final claim, note Theorem 4.1 and eq. (4.2) imply that

$$\lim_{t \rightarrow \infty} \frac{\|\nabla \alpha(W_t)\|}{\|W_t\|^{L-1}} = \lim_{t \rightarrow \infty} \frac{\langle \nabla \alpha(W_t), W_t \rangle}{\|W_t\|^L} = aL > 0,$$

and when  $\bar{s}_j > 0$ ,

$$\begin{aligned} \lim_{t \rightarrow \infty} \frac{\langle U_j, \nabla_{U_j} \alpha(W_t) \rangle}{\|U_j\|^L} &= \lim_{t \rightarrow \infty} \frac{\|U_j\| \cdot \|\nabla_{U_j} \alpha(W_t)\|}{\|U_j\|^L} = \lim_{t \rightarrow \infty} \frac{\|\nabla_{U_j} \alpha(W_t)\|}{\|U_j\|^{L-1}} \\ &= \lim_{t \rightarrow \infty} \frac{\bar{s}_j^{1/L} \|\nabla_W \alpha(W)\|}{\bar{s}_j^{(L-1)/L} \|W\|^{L-1}} = aL \bar{s}_j^{(2-L)/L}. \end{aligned}$$

□

Applying the preceding lemma to network layers, we handle the deep linear case as follows.

*Proof of Proposition 4.4.* For convenience, write  $A_j$  instead of  $A_j(t)$  when time  $t$  is clear, and also  $u := A_j \cdots A_1$  and  $\nabla_u \mathcal{L}(W) = \sum_i \ell'(y_i u^\top x_i) y_i x_i$ . By this notation,

$$\begin{aligned} \nabla_{A_j} \mathcal{L}(W) &= \sum_i \ell'(y_i u^\top x_i) y_i (A_L \cdots A_{j+1})^\top (A_{j-1} \cdots A_1 x_i)^\top \\ &= (A_L \cdots A_{j+1})^\top (A_{j-1} \cdots A_1 \nabla_u \mathcal{L}(W))^\top, \end{aligned}$$

where  $(A_L \cdots A_{j+1})^\top$  is a column vector, and  $(A_{j-1} \cdots A_1 \nabla_u \mathcal{L}(W))^\top$  is a row vector, and moreover  $\langle A_j, \nabla_{A_j} \mathcal{L}(W) \rangle = \langle u, \nabla_u \mathcal{L}(W) \rangle$ , where this last inner product does not depend on  $j$ .

Applying the subset-alignment of Lemma E.1 to layers  $(A_j, \dots, A_1)$  gives, for each  $j$ ,

$$\bar{s}_j^{2/L} = \lim_{t \rightarrow \infty} \frac{\|A_j\| \cdot \|\nabla_{A_j} \mathcal{L}(W)\|}{\|W\| \cdot \|\nabla_W \mathcal{L}(W)\|} = \lim_{t \rightarrow \infty} \frac{\langle A_j, -\nabla_{A_j} \mathcal{L}(W) \rangle}{\|W\| \cdot \|\nabla_W \mathcal{L}(W)\|} = \lim_{t \rightarrow \infty} \frac{-\langle u, \nabla_u \mathcal{L}(W) \rangle}{\|W\| \cdot \|\nabla_W \mathcal{L}(W)\|},$$

whereby  $\bar{s}_j$  is independent of  $j$ , which can only mean  $\bar{s}_j^{2/L} = 1/L > 0$  for all  $j$ , but more importantly  $\|A_j(t)\| \rightarrow \infty$  for all  $j$ . By Lemma E.1, this means all layers align with their gradients.

Next it is proved by induction from  $A_L$  to  $A_1$  that there exist unit vectors  $v_0, \dots, v_L$  with  $v_L = 1$  and  $A_j/\|A_j\| = v_j v_{j-1}^\top$ . The base case  $A_L$  holds immediately, since  $A_L$  is a row vector, meaning we can choose  $v_L := 1$  and  $v_{L-1} := A_L^\top/\|A_L\|$  since  $A_L$  converges in direction. For the inductive step  $A_j$  with  $j < L$ , note

$$\begin{aligned} \lim_{t \rightarrow \infty} \frac{\nabla_{A_j} \mathcal{L}(W)}{\|\nabla_{A_j} \mathcal{L}(W)\|} &= \lim_{t \rightarrow \infty} \frac{(A_L \cdots A_{j+1})^\top (A_{j-1} \cdots A_1 \nabla_u \mathcal{L}(W))^\top}{\|(A_L \cdots A_{j+1})^\top (A_{j-1} \cdots A_1 \nabla_u \mathcal{L}(W))^\top\|} \\ &= \lim_{t \rightarrow \infty} \frac{(A_L \cdots A_{j+1})^\top (A_{j-1} \cdots A_1 \nabla_u \mathcal{L}(W))^\top}{\|(A_L \cdots A_{j+1})\| \|(A_{j-1} \cdots A_1 \nabla_u \mathcal{L}(W))\|} \\ &= \lim_{t \rightarrow \infty} \frac{(v_L v_{L-1}^\top \cdots v_{j+1} v_j^\top)^\top (A_{j-1} \cdots A_1 \nabla_u \mathcal{L}(W))^\top}{\|A_{j-1} \cdots A_1 \nabla_u \mathcal{L}(W)\|} \\ &= \lim_{t \rightarrow \infty} \frac{v_j (A_{j-1} \cdots A_1 \nabla_u \mathcal{L}(W))^\top}{\|A_{j-1} \cdots A_1 \nabla_u \mathcal{L}(W)\|}. \end{aligned}$$

Since  $v_j$  is a fixed unit vector and since  $\nabla_{A_j} \mathcal{L}(W)$  converges in direction, the row vector part of the above expression must also converge to some fixed unit vector  $v_{j-1}^\top$ , namely

$$\lim_{t \rightarrow \infty} \frac{\nabla_{A_j} \mathcal{L}(W)}{\|\nabla_{A_j} \mathcal{L}(W)\|} = -v_j v_{j-1}^\top \quad \text{where } v_{j-1} := -\lim_{t \rightarrow \infty} \frac{A_{j-1} \cdots A_1 \nabla_u \mathcal{L}(W)}{\|A_{j-1} \cdots A_1 \nabla_u \mathcal{L}(W)\|}.$$

Since  $A_j$  and  $-\nabla_{A_j} \mathcal{L}(W)$  asymptotically align as above, then  $A_j/\|A_j\| \rightarrow v_j v_{j-1}^\top$ .

Now consider  $v_0$  and  $u$ , where it still needs to be shown that  $v_0 = u/\|u\|$ . To this end, note

$$\begin{aligned} 1 &\geq \lim_{t \rightarrow \infty} \frac{v_0^\top u}{\|u\|} = \lim_{t \rightarrow \infty} \frac{v_0^\top A_L \cdots A_1}{\|A_L \cdots A_1\|} \geq \lim_{t \rightarrow \infty} \left( \frac{\|A_L\| \cdots \|A_1\|}{\|A_L\|_\sigma \cdots \|A_2\|_\sigma \|A_1\|} \right) v_0^\top (v_L v_{L-1}^\top \cdots v_1 v_0^\top) \\ &= v_0^\top v_0 = 1, \end{aligned}$$

whereby  $u/\|u\| = v_0$ . By a similar calculation,

$$-1 = \lim_{t \rightarrow \infty} \frac{\langle A_1, \nabla_{A_1} \mathcal{L}(W) \rangle}{\|A_1\| \cdot \|\nabla_{A_1} \mathcal{L}(W)\|} = \lim_{t \rightarrow \infty} \frac{\langle u, \nabla_u \mathcal{L}(W) \rangle}{\|A_1\| \cdot \|A_L \cdots A_2 \nabla_u \mathcal{L}(W)\|} = \lim_{t \rightarrow \infty} \frac{\langle u, \nabla_u \mathcal{L}(W) \rangle}{\|u\| \cdot \|\nabla_u \mathcal{L}(W)\|},$$

which means  $u/\|u\|$  asymptotically satisfies the optimality conditions for the optimization problem

$$\min_{\|w\| \leq 1} \frac{1}{\|A_L \cdots A_1\|} \sum_i \ell(\|A_L \cdots A_1\| y_i x_i^\top w),$$

which is asymptotically solved by the unique maximum margin vector  $\bar{u}$ , which is guaranteed to exist since the data is linearly separable thanks to  $\mathcal{L}(W_0) < \ell(0)$ .  $\square$

Before moving on to the 2-homogeneous case, we first produce another technical lemma, which we will use to control *dual variables*  $q_i(t) := \partial \alpha / \partial p_i(W_t)$ , which also appear in Proposition 4.6.

**Lemma E.3.** *Every accumulation point  $\bar{q}$  of  $\{q(t) \mid t \in \mathbb{N}\}$  satisfies  $\bar{q} \in \Delta_n$  and*

$$\sum_i \bar{q}_i \left\langle \frac{W}{\|W\|}, \frac{\nabla_W p_i(W)}{\|W\|^{L-1}} \right\rangle = \lim_{t \rightarrow \infty} \left\langle \frac{W}{\|W\|}, \frac{\nabla_W \alpha(W)}{L \|W\|^{L-1}} \right\rangle = \min_i \lim_{t \rightarrow \infty} \frac{p_i(W_t)}{\|W_t\|^L} = a.$$



*Proof.* By Lemmas C.2 and C.5,

$$\lim_{t \rightarrow \infty} \frac{\alpha(W_t)}{\|W_t\|^L} = \lim_{t \rightarrow \infty} \left\langle \frac{W_t}{\|W_t\|}, \frac{\nabla_W \alpha(W_t)}{L \|W_t\|^{L-1}} \right\rangle = \lim_{t \rightarrow \infty} \min_i \frac{p_i(W_t)}{\|W_t\|^L} = a = \min_i \lim_{t \rightarrow \infty} \frac{p_i(W_t)}{\|W_t\|^L} = a.$$

Moreover, since  $\lim_{z \rightarrow \infty} \frac{\ell_{\log}(z)}{\ell_{\exp}(z)} = 1$  and since  $a > 0$  and  $\|W_t\| \rightarrow \infty$ , then  $q(t)$  is asymptotically within the simplex, meaning  $\lim_{t \rightarrow \infty} \min_{q' \in \Delta_n} \|q(t) - q'\| = 0$ . Consequently, every accumulation point  $\bar{q}$  of  $\{q(t) : t \in \mathbb{N}\}$  satisfies  $\bar{q} \in \Delta_n$ , and

$$\sum_i \bar{q}_i \lim_{t \rightarrow \infty} \left\langle \frac{W}{\|W\|}, \frac{\nabla_W p_i(W)}{\|W\|^{L-1}} \right\rangle = \lim_{t \rightarrow \infty} \left\langle \frac{W}{\|W\|}, \frac{\nabla_W \alpha_i(W)}{L \|W\|^{L-1}} \right\rangle = \lim_{t \rightarrow \infty} \min_i \frac{p_i(W_t)}{\|W_t\|^L} = a.$$

□

With this in hand, we can handle the 2-homogeneous case.

*Proof of Proposition 4.6.* Applying Lemma E.1 to the per-node weights  $(w_1, \dots, w_m)$ , a limit  $\bar{s}$  exists and due to 2-homogeneity satisfies  $\bar{s} \in \Delta_m$ . Whenever,  $\bar{s}_j > 0$ , then

$$\begin{aligned} \lim_{t \rightarrow \infty} 2 \sum_i q_i(t) \varphi_{ij}(\theta_j(t)) &= \lim_{t \rightarrow \infty} \left\langle \theta_j(t), \sum_i q_i(t) \nabla_{\theta} \varphi_{ij}(\theta_j(t)) \right\rangle \\ &= \lim_{t \rightarrow \infty} \left\langle \frac{w_j(t)}{\|w_j(t)\|}, \frac{\nabla_{w_j} \alpha(W_t)}{\|w_j(t)\|} \right\rangle = 2a\bar{s}^{0/2} = 2a. \end{aligned}$$

Consequently, this means that either  $\bar{s}_j > 0$  and  $\lim_{t \rightarrow \infty} \sum_i q_i(t) \varphi_{ij}(\theta_j(t)) = a$ , or else  $\bar{s}_j = 0$  and by the choice  $\bar{\theta}_j = 0$  then  $\lim_{t \rightarrow \infty} \sum_i q_i(t) \varphi_{ij}(\theta_j(t)) = 0$ . In particular, this means  $\bar{s}_j > 0$  iff  $\bar{\theta}_j$  attains the maximal value  $a$ , meaning  $\bar{s}$  satisfies the Sion primal optimality conditions for the saddle point problem over the fixed points  $(\bar{\theta}_1, \dots, \bar{\theta}_m)$  (Chizat and Bach, 2020, Proposition D.3).

Now consider the dual variables  $q_i(t) = \partial \alpha / \partial p_i(W_t)$ . By Lemma E.3, any accumulation point  $\bar{q}$  is an element of  $\Delta_n$  and moreover is supported on those examples  $i$  minimizing  $p_i(\bar{W})$ , which means  $\bar{q}$  satisfies the Sion dual optimality conditions for the margin saddle point problem again over fixed points  $(\bar{\theta}_1, \dots, \bar{\theta}_m)$  (Chizat and Bach, 2020, Proposition D.3). Thus applying the Sion Theorem over discrete domain  $(\bar{\theta}_1, \dots, \bar{\theta}_m)$  to the primal-dual optimal pair  $(\bar{s}, \bar{q})$  gives

$$\sum_i \bar{q}_i \sum_j \bar{s}_j \varphi_{ij}(\bar{\theta}_j) = \min_{q \in \Delta_n} \max_{s \in \Delta_m} \sum_i q_i \sum_j s_j \varphi_{ij}(\bar{\theta}_j) = \min_i \max_{s \in \Delta_m} \sum_j s_j \varphi_{ij}(\bar{\theta}_j),$$

and directional convergence of  $\widetilde{W}_t$  combined with definition of  $\bar{q}$  gives

$$\lim_{t \rightarrow \infty} \sum_i q_i(t) s_j(t) \varphi_{ij}(\theta_j(t)) = \sum_i \bar{q}_i \sum_j \bar{s}_j \varphi_{ij}(\bar{\theta}_j(t)).$$

Since  $\bar{q}$  was an arbitrary accumulation point, it holds in general that

$$\lim_{t \rightarrow \infty} \sum_i q_i(t) s_j(t) \varphi_{ij}(\theta_j(t)) = \min_{q \in \Delta_n} \max_{s \in \Delta_m} \sum_i q_i \sum_j s_j \varphi_{ij}(\bar{\theta}_j).$$

Now for the global guarantee. Fix  $t_0$  for now, and consider  $(\theta_j)_{j=1}^m = (\theta_j(t_0))_{j=1}^m$  and their cover guarantee. For any signed measure  $\nu$  on  $\mathbb{S}^{d-1}$ , we can partition  $\mathbb{S}^{d-1}$  twice so that  $(\nu(\theta_1), \nu(\theta_3), \dots)$  partitions the negative mass of  $\nu$  by associating it with the closest element amongst  $(\theta_1, \theta_3, \dots)$ , all of which have negative coefficient in  $\varphi_{ij}$ , and also the positive mass of  $\nu$  into  $(\nu(\theta_2), \nu(\theta_4), \dots)$ ; in this way, we now have converted  $\nu$  on  $\mathbb{S}^{d-1}$  into a discrete measure on  $(\theta_1, \dots, \theta_m)$ . Noting that  $z \mapsto \max\{0, z\}^2$  is 2-Lipschitz over  $[-1, 1]$ , and therefore for any  $i$  and any unit norm  $\theta, \theta'$  that

$$|\varphi_{ij}(\theta) - \varphi_{ij}(\theta')| = \left| \max\{0, x_i^\top \theta\}^2 - \max\{0, x_i^\top \theta'\}^2 \right| \leq 2|x_i^\top \theta - x_i^\top \theta'| \leq 2\|\theta - \theta'\|,$$

then, letting “ $\theta \rightarrow \theta_j$ ” denote the subset of  $\mathbb{S}^{d-1}$  associated with  $\theta_j$  as above (positively or negatively), and letting  $\varphi_i(\theta) := y_i \max\{0, x_i^T \theta\}^2$ , for any  $q$ ,

$$\begin{aligned}
& \left| \sum_i q_i \int \varphi_i(\theta) d\nu(\theta) - \sum_i q_i \sum_j \nu(\theta_j) \varphi_{ij}(\theta_j) \right| \\
&= \left| \sum_i q_i \sum_j \int_{\theta \rightarrow \theta_j} \varphi_i(\theta) d\nu(\theta) - \sum_i q_i \sum_j \nu(\theta_j) \varphi_{ij}(\theta_j) \right| \\
&\leq \sum_i q_i \int_{\theta \rightarrow \theta_j} \sum_j |\varphi_{ij}(\theta) - \varphi_{ij}(\theta_j)| d|\nu|(\theta) \\
&\leq 2 \sum_i q_i \int_{\theta \rightarrow \theta_j} \sum_j \|\theta - \theta_j\| d|\nu|(\theta) \leq 2\epsilon.
\end{aligned}$$

Thus

$$\begin{aligned}
\min_{q \in \Delta_n} \max_{p \in \Delta_m} \sum_i q_i \sum_j p_j \varphi_{ij}(\theta_j) &\leq \min_{q \in \Delta_n} \max_{\nu \in \mathcal{P}(\mathbb{S}^{d-1})} \sum_i q_i \int \varphi_i(\theta) d\nu(\theta) \\
&\leq 2\epsilon + \min_{q \in \Delta_n} \max_{p \in \Delta_m} \sum_i q_i \sum_j p_j \varphi_{ij}(\theta_j).
\end{aligned}$$

Next, for any  $q \in \Delta_n$  and  $s \in \Delta_m$ , using the first part of the cover condition,

$$\sum_{i,j} q_i s_j (\varphi_{ij}(\bar{\theta}_j) - \varphi_{ij}(\theta_j(t_0))) \leq \sum_{i,j} q_i s_j |\varphi_{ij}(\bar{\theta}_j) - \varphi_{ij}(\theta_j(t_0))| \leq 2 \sum_{i,j} q_i s_j \|\bar{\theta}_j - \theta_j(t_0)\| \leq 2\epsilon,$$

thus

$$\begin{aligned}
\lim_{t \rightarrow \infty} \sum_{i,j} q_i s_j \varphi_{ij}(\theta_j) &= \min_{q \in \Delta_n} \max_{s \in \Delta_m} \sum_{i,j} q_i s_j \varphi_{ij}(\bar{\theta}_j) \\
&= \min_{q \in \Delta_n} \max_{s \in \Delta_m} \left[ \sum_{i,j} q_i s_j \varphi_{ij}(\theta_j(t_0)) - \sum_{i,j} q_i s_j (\varphi_{ij}(\theta_j(t_0)) - \varphi_{ij}(\bar{\theta}_j)) \right] \\
&\geq \min_{q \in \Delta_n} \max_{s \in \Delta_m} \sum_{i,j} q_i s_j \varphi_{ij}(\theta_j(t_0)) - 2\epsilon \\
&\geq \min_{q \in \Delta_n} \max_{\nu \in \mathcal{P}(\mathbb{S}^{d-1})} \sum_i q_i \int \varphi_i(\theta) d\nu(\theta) - 4\epsilon.
\end{aligned}$$

□