

SYNTHETIC INTERVENTIONS

Anish Agarwal¹, Devavrat Shah², and Dennis Shen^{*3}

¹Department of Industrial Engineering & Operations Research, Columbia University

²Department of Electrical Engineering & Computer Science, MIT

³Department of Data Sciences & Operations, USC

August 27, 2024

The synthetic controls (SC) methodology is a prominent tool for policy evaluation in panel data applications. Researchers commonly justify the SC framework with a low-rank matrix factor model that assumes the potential outcomes are described by low-dimensional unit and time specific latent factors. In the recent work of [Aba20], one of the pioneering authors of the SC method posed the question of how the SC framework can be extended to multiple treatments. This article offers one resolution to this open question that we call synthetic interventions (SI). Fundamental to the SI framework is a low-rank tensor factor model, which extends the matrix factor model by including a latent factorization over treatments. Under this model, we propose a generalization of the standard SC-based estimators. We prove the consistency for one instantiation of our approach and provide conditions under which it is asymptotically normal. Moreover, we conduct a representative simulation to study its prediction performance and revisit the canonical SC case study of [ADH10] on the impact of anti-tobacco legislations by exploring related questions not previously investigated.

Keywords: synthetic controls, tensor completion, tensor factor model, principal component regression, covariate shift

*We sincerely thank Alberto Abadie, Abdullah Alomar, Peter Bickel, Victor Chernozhukov, Romain Cosson, Peng Ding, Esther Duflo, Avi Feller, Guido Imbens, Anna Mikusheva, Jasjeet Sekhon, Rahul Singh, and Bin Yu for invaluable feedback, guidance, and discussion. We also thank members within the MIT Economics department and the Laboratory for Information and Decisions Systems (LIDS) for useful discussions.

Contents

1	Introduction	4
1.1	Contributions	4
1.2	Organization of Paper	5
1.3	Notation	5
2	Synthetic Interventions Framework	5
2.1	Counterfactual Estimation as Tensor Completion	6
2.2	Tensor Factor Model	6
2.3	Causal Estimand	7
2.3.1	Additional Assumptions for Identification	8
2.3.2	Identification Result	8
2.4	Remarks on Assumptions	9
3	Synthetic Interventions Estimator	9
3.1	Description of Estimator	9
3.2	Different Formulations of the SI Estimator	10
3.3	A Variation Based on Principal Component Regression	10
4	Formal Results	11
4.1	Additional Assumptions for Consistency	11
4.2	Consistency Result	11
4.3	Remarks on Additional Assumptions	12
5	Simulation Study	13
5.1	Data Generating Process	13
5.1.1	Latent factors	13
5.1.2	Observations	13
5.2	Simulation Results	13
6	Empirical Application	14
6.1	Setup	14
6.2	Empirical Results	14
7	Conclusion	15
A	Proof of Theorem 1	19
B	Helper Lemmas to Prove Theorem 2	19
B.1	Perturbation of Singular Values	19
B.2	On the Rowspaces of the Pre- and Post-Intervention Expected Outcomes	20
B.3	Rewriting Theorem 1 with the Minimum ℓ_2 -Norm Solution	20
B.4	Model Identification	21
C	Proof of Theorem 2	22
C.1	Proof of Lemma 9	23
C.2	Proof of Lemma 11	26
C.3	Proof of Lemma 12	26
C.4	Proof of Lemma 13	26
D	Smooth Non-linear Latent Variable Models	28
D.1	Definitions	28
D.2	Formal Result	29

E	Incorporating Covariates	29
E.1	Assumptions	29
E.2	Description of Estimator with Covariates	30
E.3	Theoretical Implications	30
F	Causal Inference and Tensor Completion	30
F.1	Tensor Factor Models and Algorithm Design	30
F.2	A New Tensor Completion Toolkit for Causal Inference	30
G	Inference	31
G.1	Asymptotic Normality	31
G.2	Modified SI-PCR Estimator	31
G.2.1	Description of Estimator	31
G.2.2	Theoretical Implications	32
G.2.3	Simulation Study	33
G.3	Proof of Theorem 3	33
G.4	Proof of Lemma 18	34

1 Introduction

In 1988, California passed the first large-scale anti-tobacco program in the United States known as Proposition 99. Early reports of the success of Proposition 99 sparked a wave of anti-tobacco measures across the country: from 1989–2000, four states (Arizona, Massachusetts, Oregon, and Florida) introduced similar anti-tobacco programs and seven states (Alaska, Hawaii, Maryland, Michigan, New Jersey, New York, Washington) raised their state cigarette taxes by 50 cents or more. The remaining 38 states (e.g., Kansas or Virginia) kept their statewide status quos. To isolate the impact of these anti-tobacco measures, researchers sought an answer to the following question:

Q1: *what would have happened if a “treated” state that either imposed an anti-tobacco program or raised taxes had kept their statewide status quo?*

The seminal papers of [AG03, ADH10] introduced the synthetic controls (SC) framework that provides an elegant approach to tackle this challenge. In the case of California, the SC method constructs a synthetic California from a weighted composition of “control” states that did not impose any anti-tobacco measures to estimate California’s counterfactual cigarette sales (outcome variable of interest) in the absence of Proposition 99. The weights are chosen such that the trajectory of cigarette sales of the synthetic California mirrors that of the observed California prior to the passage of Proposition 99 (“pre-treatment” period). The difference between the observed California with Proposition 99 and the synthetic California without Proposition 99 during the “post-treatment” period of 1989–2000 sheds insight into the causal effect of the initiative. Following this procedure, [ADH10] found that tobacco consumption fell markedly in California under Proposition 99 compared to its synthetic counterpart. Given its immense popularity, the SC framework is often regarded as one of the most important innovations in the policy evaluation literature [AI16].

However, even though the SC framework offers a resolution to the question above, several related questions remain: *what would have happened if a...*

Q2: *treated state that imposed an anti-tobacco program had raised taxes?*

Q3: *treated state that raised taxes had imposed an anti-tobacco program?*

Q4: *control state that kept their status quo had raised taxes?*

Q5: *control state that kept their status quo had imposed an anti-tobacco program?*

The SC framework, in its current form, is not equipped to explore these set of questions. To see this, consider how SC would address Q2. Following Q1, the SC method constructs a synthetic California from a weighted composition of *treated* states that raised taxes during the post-treatment period, states such as Kansas and Virginia. These weights, as in Q1, would be learned during the pre-treatment period whence all outcomes are observed under *control*. In contrast to Q1, however, these weights would then be applied on the *treated* outcomes associated with those states that raised taxes during the post-treatment period. Similar approaches can be taken to answer Q3-Q5, e.g., the solution to Q4 would mimic that of Q2 with the control states in place of the anti-tobacco program states.

The juxtaposition of Q1 and Q2-Q5 reveals their fundamental difference: whereas the SC solution to Q1 applies the weights learnt from the pre-treatment outcomes observed under *control* to post-treatment outcomes also observed under *control*, the SC solutions to Q2-Q5 apply the weights learnt from the pre-treatment outcomes observed under *control* to post-treatment outcomes observed under *treatment*. Restated differently, Q1 inherits “data symmetry” between the pre- and post-treatment periods while Q2-Q5 faces “data asymmetry” between the pre- and post-treatment periods. The stark contrast in data usage between Q1 versus Q2-Q5 begs the question: can the SC framework be extended to the setting of multiple treatments such that the same data used to answer questions a la Q1 can also be used to answer questions a la Q2-Q5? More formally, can a set of weights learned from pre-treatment outcomes observed under one setting (e.g., control) be applied toward post-treatment outcomes observed under another setting (e.g., treatment)? This is posed as an open question by one of the pioneering authors of the SC framework [Aba20].

1.1 Contributions

In this article, we propose the synthetic interventions (SI) framework, which provides one resolution to the question asked by [Aba20]. Building on the canonical matrix factor model that is widely used to justify the SC framework, we consider a *tensor* factor model, which serves as the bedrock for the SI framework.

Intuitively, the matrix factor model postulates that the potential cigarette sales of California under their statewide status quo (i.e., absence of any anti-tobacco measure) in the year 1993, for instance, can be characterized by latent factors that describe California and the year 1993. Notably, only unit (e.g., California) and time (e.g., year 1993) specific latent factors are required since the SC framework is solely concerned with outcomes observed under a single setting, typically control. The tensor factor model, on the other hand, postulates that the same potential outcome is characterized by not only the latent factors of California and the year 1993, but also the latent factor associated with the status quo (control). More generally, the tensor factor model posits that each potential outcome is described by three latent factors tailored to the unit, time period, and treatment of interest, where control can be viewed as the “default” treatment. With the added assumption of separate latent factors for treatments, the SI framework can justifiably exploit the same data pattern considered in the SC framework yet provide answers to far more questions.

Under the tensor factor model, we establish the identification of several causal estimands related to questions such as Q2-Q5. Moreover, we propose a generalization of the standard SC-based estimators to answer said questions of interest. We analyze one instantiation of this methodology and prove its consistency. In Appendix G, we provide conditions under which our estimation strategy is asymptotically normal and show that a minor modification to the instantiation analyzed in the main body satisfies those conditions and thus enables inference. Notably, our results remain valid in the presence of hidden confounders, provided these confounders can be explained by the latent factors associated with our tensor formulation. We corroborate our theoretical results with simulations and revisit the popular California Proposition 99 study of [ADH10] by examining the other treated states; in the latter, we find that (i) anti-tobacco programs and raised taxes had similar effects and (ii) both measures led to a consequential decrease in tobacco consumption relative to the status quo, which reaffirms the conclusion drawn in [ADH10] for California.

1.2 Organization of Paper

Section 2 presents the SI framework and describes the causal estimand. Section 3 proposes an extension of the SC-based estimators for our setting. Section 4 analyzes one instantiation of our estimator and proves its consistency. Section 5 reinforces our theoretical results with a simulation study. Section 6 revisits the classical California Proposition 99 study of [ADH10]. Section 7 summarizes this article. Additional discussions and proofs are relegated to the appendix.

1.3 Notation

For any positive integer a , let $[a] = \{1, \dots, a\}$ and $[a]_0 = \{0, \dots, a - 1\}$. For a vector $v \in \mathbb{R}^a$, let $\|v\|_p$ denote its ℓ_p -norm. We define the inner product between vectors $v, x \in \mathbb{R}^a$ as $\langle v, x \rangle = v^\top x = \sum_{\ell=1}^a v_\ell x_\ell$. For a matrix $\mathbf{A} \in \mathbb{R}^{a \times b}$, we denote its Frobenius norm as $\|\mathbf{A}\|_F$. Let $\|\cdot\|_{\psi_2}$ denote the Orlicz norm. Let O_p and o_p denote the probabilistic versions of the deterministic big- O and little- o notations. Denote \mathbf{I} as the identity matrix and $(\cdot)^\dagger$ as the Moore-Penrose pseudoinverse.

2 Synthetic Interventions Framework

We consider the canonical data format within the SC literature known as *panel data*, a collection of observations on multiple units over multiple time periods. Formally, we observe N units over T time periods, indexed by $i \in [N]$ and $t \in [T]$, respectively. As an example, the tobacco case study tracks the cigarette sales of $N = 50$ states over $T = 31$ years. Following the potential outcomes framework of [Ney23, Rub74], we philosophize that in each time period t , each unit i is characterized by D potential outcomes denoted as $Y_{it}^{(d)} \in \mathbb{R}$ for $d \in [D]_0$; consistent with standard notation, we reserve $d = 0$ for control. In the context of the tobacco study, the potential outcomes framework asserts that three versions of each state simultaneously exist each year: one that keeps the statewide status quo ($d = 0$), one that imposes an anti-tobacco program ($d = 1$), and one that raises taxes ($d = 2$). Of course, each state can only adopt one policy in any year and hence, researchers can never observe all possible potential outcomes—this is the fundamental challenge of causal inference.

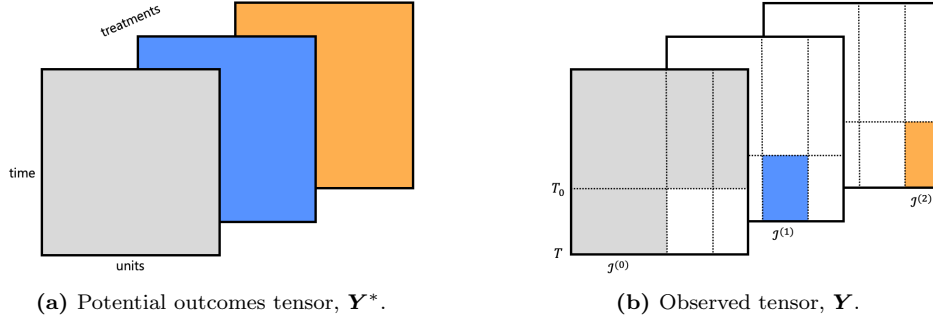


Figure 1: Figure 1a visualizes the potential outcomes tensor, \mathbf{Y}^* , while Figure 1b visualizes the observed tensor, \mathbf{Y} , as per Assumption 1 and tailored to our tobacco study. The colored blocks indicate observed entries with the color indexing the treatment: status quo in gray, anti-tobacco programs in blue, and raised taxes in orange. The white blocks indicate missing entries.

2.1 Counterfactual Estimation as Tensor Completion

The synthetic interventions (SI) framework views the problem of counterfactual estimation through the lens of an order-three tensor. Specifically, we encode the potential outcomes into a $T \times N \times D$ tensor, $\mathbf{Y}^* = [Y_{ti}^{(d)}]$, whose dimensions correspond to time, units, and treatments. Accordingly, the (t, i, d) -th entry of \mathbf{Y}^* is the potential outcome of unit i at time t under treatment d . If \mathbf{Y}^* is known to the researcher, then any causal quantity of interest can be calculated by accessing the relevant entries of \mathbf{Y}^* . The challenge, however, is that the researcher can only observe a sparse subset of \mathbf{Y}^* .

In the classical SC setup, all N units are observed under control for the first T_0 time periods. We refer to this duration as the pre-intervention or pre-treatment period. For the remaining $T_1 = T - T_0$ time periods, known as the post-intervention or post-treatment period, each unit is assigned to one of the D treatments. Let $\mathcal{I}^{(d)} \subset [N]$ denote the set of units that are assigned to treatment d during the post-treatment period with $N_d = |\mathcal{I}^{(d)}|$. In the tobacco study, $N_0 = 38$ states kept their statewide status quo, $N_1 = 5$ states imposed a tobacco control program, and $N_2 = 7$ states raised taxes during the post-treatment period.

We denote $Y_{tid} \in \{\mathbb{R} \cup \star\}$, where \star represents a missing entry, as the recorded outcome for unit i at time t under treatment d , and store these outcomes into a $T \times N \times D$ tensor $\mathbf{Y} = [Y_{tid}]$. The following assumption formalizes our observation pattern in \mathbf{Y} and establishes its connection with \mathbf{Y}^* .

Assumption 1 (Stable Unit Treatment Value Assumption). *We observe*

- (i) *Pre-treatment period:* $Y_{ti0} = Y_{ti}^{(0)}$ for $t \leq T_0$ and $i \in [N]$.
- (ii) *Post-treatment period:* $Y_{tid} = Y_{ti}^{(d)}$ for $t > T_0$, $i \in \mathcal{I}^{(d)}$, and $d \in [D]_0$.

For all other entries of \mathbf{Y} , we have $Y_{tnd} = \star$.

In view of Assumption 1, estimating counterfactual potential outcomes is equivalent to imputing missing entries in \mathbf{Y} ; in the machine learning community, the latter problem is known as *tensor completion*. For a visualization of \mathbf{Y}^* and \mathbf{Y} , see Figure 1. We remark that Assumption 1 implicitly rules out spillover (network) effects between units [IR15].

2.2 Tensor Factor Model

To enable faithful recovery of the missing entries in \mathbf{Y} , we impose structure on \mathbf{Y}^* . We motivate our model by first revisiting the dominant idea behind the SC framework—the low-rank matrix factor model, also known as the interactive fixed effects model [Bai03]. Recall that the SC framework is solely focused on a single treatment setting, most commonly control. Restated through our tensor formulation, the SC framework aims to recover the single tensor slice (matrix) corresponding to control. The potential outcomes under control are

posited to obey the following: for all $t \in [T]$ and $i \in [N]$, we have

$$Y_{ti}^{(0)} = \langle u_t, v_i \rangle + \varepsilon_{ti} = \sum_{\ell=1}^r u_{t\ell} v_{i\ell} + \varepsilon_{ti}, \quad (1)$$

where (i) $u_t \in \mathbb{R}^r$ and $v_t \in \mathbb{R}^r$ are latent factors specific to time t and unit i , respectively, with r sufficiently small relative to N_0 and T_0 , and (ii) $\varepsilon_{ti} \in \mathbb{R}$ represents the (mean-zero) idiosyncratic shock. The key structure in (1) is that the latent unit factors are *invariant* across time. As such, the relationship between units in the pre-treatment period continues to hold in the post-treatment period. In turn, researchers can learn a set of weights from pre-treatment outcomes observed under one setting (e.g., status quo) and apply them toward post-treatment outcomes observed under the *same* setting (e.g., status quo) in order to answer questions a la Q1 of Section 1. The SC framework is thus justified under (1) [Aba20].

The tensor factor model builds upon (1) by introducing a latent factorization across treatments: for all $t \in [T]$, $i \in [N]$, and $d \in [D]_0$, we have

$$Y_{ti}^{(d)} = \sum_{\ell=1}^r u_{t\ell} v_{i\ell} \lambda_{d\ell} + \varepsilon_{ti}^{(d)}, \quad (2)$$

where (i) $\lambda_d \in \mathbb{R}^r$ is a latent factor specific to treatment d with r sufficiently small relative to N_d and T_0 , and (ii) $\varepsilon_{ti}^{(d)}$ is the (mean-zero) idiosyncratic shock. Under the tensor factor model, the latent unit factors are invariant across both time *and treatments*. As a result, the relationship between units in the pre-treatment period under one treatment continues to hold in the post-treatment period under *another treatment*. Translated to practice, researchers can learn a set of weights from pre-treatment outcomes observed under one setting (e.g., status quo) and apply them toward post-treatment outcomes observed under *another setting* (e.g., raised taxes) to answer questions a la Q2-Q5 of Section 1. The SI framework, therefore, is justified under (2). We highlight that the low-rank tensor factor model stands as the de-facto assumption in the tensor completion literature [JMWJ09, GRY11, AGH⁺14, BM16].

With this concept in mind, we present our primary structural assumption on \mathbf{Y}^* .

Assumption 2 (Tensor factor model). *Each entry in \mathbf{Y}^* satisfies the following: for all (t, i, d) , we have*

$$Y_{ti}^{(d)} = \langle u_t^{(d)}, v_i \rangle + \varepsilon_{ti}^{(d)} = \sum_{\ell=1}^r u_{t\ell}^{(d)} v_{i\ell} + \varepsilon_{ti}^{(d)}, \quad (3)$$

where $u_t^{(d)} \in \mathbb{R}^r$ is a latent factor specific to (t, d) , $v_i \in \mathbb{R}^r$ is a latent factor specific to i , and $\varepsilon_{ti}^{(d)} \in \mathbb{R}$ is the (mean-zero) idiosyncratic shock.

Note that (3) is implied by (2) since we can express $u_{t\ell}^{(d)} = u_{t\ell} \lambda_{d\ell}$, where $u_{t\ell}$ and $\lambda_{d\ell}$ are defined as in (2). Since the invariance of the unit factors is the critical characteristic needed to validate the SI framework, we operate with the weaker condition stated in (3) as opposed to (2). We acknowledge that (3) adds to the traditional matrix factor model assumption within the SC framework by imposing that each slice of \mathbf{Y}^* satisfies its own matrix factor model and that the slices share an invariant set of latent unit factors.

2.3 Causal Estimand

Anchoring on the tensor factor model stated in Assumption 2, we are ready to define our causal estimand. Formally, for a given unit i and treatment d , we are interested in estimating

$$\theta_i^{(d)} = \frac{1}{T_1} \sum_{t > T_0} \mathbb{E} \left[Y_{ti}^{(d)} \mid \{u_t^{(d)}, v_i : t > T_0\} \right]. \quad (4)$$

In words, (4) represents the average expected potential outcome for unit i under treatment d during the post-treatment period. Since (4) conditions on the latent factors, its expectation is taken over the measurement shocks. Returning to Q2 in Section 1 with California as the unit of interest, (4) translates as California's

average expected cigarette sales from 1989–2000 had the state raised taxes instead of imposing an anti-tobacco program.

We take this opportunity to underscore once more the contrast between the SC and SI objectives: whereas the SC framework aims to recover $\theta_i^{(0)}$, the SI framework aims to recover $\theta_i^{(d)}$ for any treatment d . Put another way, the SC objective is to impute the first tensor slice in Figure 1b while the SI framework looks to impute the remaining slices during the post-treatment period. Next, we discuss how our causal estimand can be identified.

2.3.1 Additional Assumptions for Identification

Let $\mathcal{D} = \{(t, i, d) : Y_{tid} \neq \star\}$ denote the treatment assignments. Ideally, \mathcal{D} is independent of \mathbf{Y}^* as in the case of randomized experiments, the gold standard mechanism for learning causal effects. With observational data, however, \mathcal{D} is often dependent on \mathbf{Y}^* —this is known as *confounding*. For example, a state policy-maker may favor an anti-tobacco program as they expect their statewide tobacco consumption to fall more rapidly under the program than under the continued status quo or raised taxes.

We consider a setting where the confounders can be latent but their impact on \mathcal{D} and \mathbf{Y}^* is mediated through the latent factors, $\mathcal{LF} = \{u_t^{(d)}, v_i : t \in [T], i \in [N], d \in [D]_0\}$.

Assumption 3 (Selection on latent factors). *For all (t, i, d) , we have $\mathbb{E}[\varepsilon_{ti}^{(d)} | \mathcal{LF}] = 0$ and $\varepsilon_{ti}^{(d)} \perp\!\!\!\perp \mathcal{D} \mid \mathcal{LF}$.*

Strictly speaking, we only require $\mathbb{E}[\varepsilon_{tn}^{(d)} | \mathcal{LF}, \mathcal{D}] = 0$, which is known as conditional mean independence. We state it as $\varepsilon_{tn}^{(d)} \perp\!\!\!\perp \mathcal{D} \mid \mathcal{LF}$ to increase the interpretability of our conditional exogeneity assumption. Collectively, Assumptions 2 and 3 imply that $\mathbf{Y}^* \perp\!\!\!\perp \mathcal{D} \mid \mathcal{LF}$. Hence, Assumption 3 can be interpreted as *selection on latent factors*, which is analogous to the classical *selection on observables* assumption. That is, Assumption 3 states that the latent factors can act as our latent confounders. Similar conditional independence assumptions have been utilized in [ABD⁺21], [KMU18], and [BMFR21].

To state our next assumption, let $\mathcal{E} = \{\mathcal{LF}, \mathcal{D}\}$.

Assumption 4 (Latent unit factors). *Given (i, d) , we have $v_i \in \text{span}(\{v_j : j \in \mathcal{I}^{(d)}\})$, conditional on \mathcal{E} . Specifically, there exists weights $w^{(i,d)} \in \mathbb{R}^{N_d}$ such that $v_i = \sum_{j \in \mathcal{I}^{(d)}} w_j^{(i,d)} v_j$.*

Assumption 4 states that, within the space of latent unit factors, unit i can be reconstructed as a weighted average of units that adopt treatment d during the post-treatment period. The critical feature to observe is that $w^{(i,d)}$ is time- and treatment-invariant. Returning to our tobacco study, if Assumption 4 holds for California under raised taxes ($d = 2$), then California’s latent factor can be expressed as a weighted sum of latent factors for the seven states that raised taxes from 1989–2000. If Assumption 4 were to also hold between California under the status quo ($d = 0$), then California’s latent factor can equivalently be written as another weighted sum of latent factors associated with the 38 states that kept their statewide status quo from 1989–2000. Due to its invariance property, the weights in both settings remain static regardless of the time period or treatment.

When the tensor factor model stated in Assumption 2 admits a low-dimensional structure, i.e., r as defined in (3) is sufficiently small (formalized in Theorem 2), Assumption 4 effectively follows as an immediate consequence. To see this, let $\mathbf{V}_{\mathcal{I}^{(d)}} = [v_j : j \in \mathcal{I}^{(d)}] \in \mathbb{R}^{N_d \times r}$. Note that if $\text{rank}(\mathbf{V}_{\mathcal{I}^{(d)}}) = r \ll N_d$, then Assumption 4 becomes a direct byproduct. In other words, a low-dimensional tensor factor model implies that the latent unit factors are linearly dependent, which is the structure exploited in Assumption 4. From a practical standpoint, Assumption 4 requires that sufficiently many units are assigned to treatment d and that their latent factors are collectively “diverse” enough so that their span includes the latent factor of unit i . In this view, Assumption 4 is analogous to the classical *common support* assumption. We finish by remarking that low-dimensional factor models have been shown to be a ubiquitous phenomenon in practice and are justified under many natural data generating processes [Cha15a, UT17, UT19, Xu18].

2.3.2 Identification Result

With our assumptions stated, we establish our identification result for (4).

Theorem 1. *Given (i, d) , let Assumptions 1 to 4 hold. Then we have*

$$\mathbb{E}[Y_{ti}^{(d)} | u_t^{(d)}, v_i] = \sum_{j \in \mathcal{I}^{(d)}} w_j^{(i,d)} \cdot \mathbb{E}[Y_{tjd} | \mathcal{E}] \quad \text{for all } t \in [T], \quad (5)$$

$$\theta_i^{(d)} = \frac{1}{T_1} \sum_{t > T_0} \sum_{j \in \mathcal{I}^{(d)}} w_j^{(i,d)} \cdot \mathbb{E}[Y_{tjd} | \mathcal{E}]. \quad (6)$$

Theorem 1 involves two claims: (6) states that our causal estimand in (4), which is defined as an average over all $t > T_0$, can be written as a function of estimable quantities; (5) is a stronger version of (6) that holds for each time $t \in [T]$. As a consequence of Theorem 1, for a given (i, d) pair, we look to estimate $w^{(i,d)}$, which we reemphasize is invariant across time and treatments. Section 3 proposes an estimator to achieve this objective.

2.4 Remarks on Assumptions

Remark 1 (On Assumption 2). In Appendix D, we show that sufficiently continuous non-linear latent variable models are arbitrarily well-approximated by linear factor models of the form (3) in Assumption 2 as N and T grow.

Remark 2 (On Assumption 3). As with any assumption on confounding, it is difficult—if not impossible—to verify Assumption 3 for observational data. Rationalizing the validity of Assumption 3, therefore, requires subject matter knowledge on the application of interest.

Remark 3 (On Assumption 4). Assumption 4 cannot be fully verified since the unit factors are latent. With that said, we can examine its validity through the pre-treatment fit, as prescribed in [AG03, ADH10, Aba20]. See [BMFR21, AAH⁺21] for a bias-correction variant of the standard SC-based estimators when the pre-treatment fit is poor.

3 Synthetic Interventions Estimator

Motivated by Theorem 1, we propose the synthetic interventions (SI) estimator. Without loss of generality, we focus on estimating $\theta_i^{(d)}$ for a given (i, d) pair.

3.1 Description of Estimator

To facilitate the description of the SI estimator, we introduce some useful notation. Let $Y_{\text{pre},i} = [Y_{ti0} : t \leq T_0] \in \mathbb{R}^{T_0}$ collect the pre-treatment outcomes for unit i . Let $\mathbf{Y}_{\text{pre},\mathcal{I}^{(d)}} = [Y_{tj0} : t \leq T_0, j \in \mathcal{I}^{(d)}] \in \mathbb{R}^{T_0 \times N_d}$ and $\mathbf{Y}_{\text{post},\mathcal{I}^{(d)}} = [Y_{tjd} : t > T_0, j \in \mathcal{I}^{(d)}] \in \mathbb{R}^{T_1 \times N_d}$ collect the pre- and post-treatment outcomes, respectively, for the units in $\mathcal{I}^{(d)}$. Note that $\mathbf{Y}_{\text{pre},\mathcal{I}^{(d)}}$ is observed under the “default” treatment (control) while $\mathbf{Y}_{\text{post},\mathcal{I}^{(d)}}$ is observed under the treatment d of interest. The SI estimator is implemented via the following two steps:

- (i) *Model identification*: given a constraint set \mathcal{W} , define

$$\hat{w}^{(i,d)} \in \underset{w \in \mathcal{W}}{\operatorname{argmin}} \|Y_{\text{pre},i} - \mathbf{Y}_{\text{pre},\mathcal{I}^{(d)}} w\|_2^2. \quad (7)$$

- (ii) *Point estimation*: let $\hat{\mathbb{E}}[Y_{ti}^{(d)}] = \sum_{j \in \mathcal{I}^{(d)}} \hat{w}_j^{(i,d)} \cdot Y_{tjd}$ for each $t > T_0$. Then, we have

$$\hat{\theta}_i^{(d)} = \frac{1}{T_1} \sum_{t > T_0} \hat{\mathbb{E}}[Y_{ti}^{(d)}]. \quad (8)$$

For an illustration of the SI estimator, consider Q2 of Section 1 with California and raised taxes as unit i and treatment d , respectively. In (7), the SI estimator outputs a set of weights that minimizes the pre-treatment fit between California and a weighted average of the seven states that raised taxes (e.g., New Jersey) subject to the constraint set \mathcal{W} . The weighted combination of these taxed states acts as our synthetic California. Accordingly, in (8), the SI estimator proceeds to re-weight the post-treatment outcomes of those seven states as per the learnt weights to predict California’s counterfactual trajectory of cigarette sales from 1989–2000 had its policy-makers opted to raise taxes.

We reemphasize that the weights are constructed from pre-treatment outcomes observed under control and applied toward post-treatment outcomes observed under treatment d , which can be the same or different from control. In this view, the SI estimator is a generalization of the standard SC-based estimators that operate only on control outcomes.

3.2 Different Formulations of the SI Estimator

There are numerous formulations of the SC estimator, each characterized by a particular choice of \mathcal{W} in (7). The pioneering works of [AG03, ADH10] restrict the weights to lie within the simplex, i.e., $\mathcal{W} = \{w \in \mathbb{R}^{N_d} : w_j \geq 0, \sum_{j \in \mathcal{I}^{(d)}} w_j = 1\}$. Attractive aspects of the simplex formulation include interpretability, sparsity, and transparency [Aba20]. Other common approaches include the lasso [LB17, CMM18, CWZ20, CWZ21], ridge regression [BMFR21], elastic-net [DI16], principal component regression [ASS18, AMSS19], and unconstrained linear regression [HSCKW12, Li20]. Given its connection with the SC estimator, the SI estimator also allows for the same flexibility in defining \mathcal{W} .

3.3 A Variation Based on Principal Component Regression

In the remainder of this article, we consider the principal component regression (PCR) variant of the SI estimator, which we refer as SI-PCR. To describe this variation, we denote the singular value decomposition of $\mathbf{Y}_{\text{pre}, \mathcal{I}^{(d)}}$ as $\mathbf{Y}_{\text{pre}, \mathcal{I}^{(d)}} = \sum_{\ell \geq 1} \hat{s}_\ell \hat{u}_\ell \hat{v}_\ell^\top$, where $\hat{s}_\ell \in \mathbb{R}$ are the singular values arranged in decreasing order, and $\hat{u}_\ell \in \mathbb{R}^{T_0}$, $\hat{v}_\ell \in \mathbb{R}^{N_d}$ are the corresponding left and right singular vectors, respectively. Letting $\hat{\mathbf{V}}_{\text{pre}} = [\hat{v}_1, \dots, \hat{v}_k] \in \mathbb{R}^{N_d \times k}$ collect the top k right singular vectors of $\mathbf{Y}_{\text{pre}, \mathcal{I}^{(d)}}$, we define $\mathcal{W} = \{w \in \mathbb{R}^{N_d} : (\mathbf{I} - \hat{\mathbf{V}}_{\text{pre}} \hat{\mathbf{V}}_{\text{pre}}^\top)w = 0\}$. This yields a closed-form expression for the linear model:

$$\hat{w}^{(i,d)} = \left(\sum_{\ell=1}^k (1/\hat{s}_\ell) \hat{v}_\ell \hat{u}_\ell^\top \right) Y_{\text{pre},i}. \quad (9)$$

In words, SI-PCR first pre-processes $\mathbf{Y}_{\text{pre}, \mathcal{I}^{(d)}}$ by obtaining its rank- k approximation and then regresses $Y_{\text{pre},i}$ on the resulting matrix.

Benefits. PCR yields several benefits. To begin, PCR tackles overfitting by regularizing the weights through a spectral sparsity constraint on $\mathbf{Y}_{\text{pre}, \mathcal{I}^{(d)}}$ that sets all of its singular values smaller than \hat{s}_k to zero. Further, Assumptions 2 and 3 imply that we would ideally regress $Y_{\text{pre},i}$ on $\mathbb{E}[\mathbf{Y}_{\text{pre}, \mathcal{I}^{(d)}} | \mathcal{E}]$. In reality, however, we only observe its noisy instantiation, $\mathbf{Y}_{\text{pre}, \mathcal{I}^{(d)}}$; this is known as *error-in-variables* regression. When $\mathbb{E}[\mathbf{Y}_{\text{pre}, \mathcal{I}^{(d)}} | \mathcal{E}]$ has low-dimensional structure, [ASSS21] and [ASS23] show that the first step of PCR is an effective approach to de-noise $\mathbf{Y}_{\text{pre}, \mathcal{I}^{(d)}}$. For this reason, PCR is particularly suited under our model.

Choosing k . Popular data-driven approaches to choose k include cross-validation and “universal” thresholding schemes that preserve singular values above a precomputed value [DG13, Cha15b]. A human-in-the-loop approach is to choose k as the “elbow” point (see Figure 2) that partitions the singular values of $\mathbf{Y}_{\text{pre}, \mathcal{I}^{(d)}}$ into those of large and small magnitudes. Note that if $\mathbf{E}_{\text{pre}, \mathcal{I}^{(d)}} = \mathbf{Y}_{\text{pre}, \mathcal{I}^{(d)}} - \mathbb{E}[\mathbf{Y}_{\text{pre}, \mathcal{I}^{(d)}} | \mathcal{E}]$ has independent sub-Gaussian rows, then the singular values of $\mathbf{E}_{\text{pre}, \mathcal{I}^{(d)}}$ scale as $O_p(\sqrt{T_0} + \sqrt{N_d})$ [Ver18]. If the entries of $\mathbb{E}[\mathbf{Y}_{\text{pre}, \mathcal{I}^{(d)}} | \mathcal{E}]$ are $\Theta(1)$ and its nonzero singular values are of the same magnitude, then they will scale as $\Theta(\sqrt{T_0 N_d / r_{\text{pre}}})$, where $r_{\text{pre}} = \text{rank}(\mathbb{E}[\mathbf{Y}_{\text{pre}, \mathcal{I}^{(d)}} | \mathcal{E}])$. Such a model leads to the aforementioned elbow point. Thus, one feasibility check for the suitability of PCR is to empirically examine if the smallest retained singular value \hat{s}_k scales quicker than $\sqrt{T_0} + \sqrt{N_d}$.

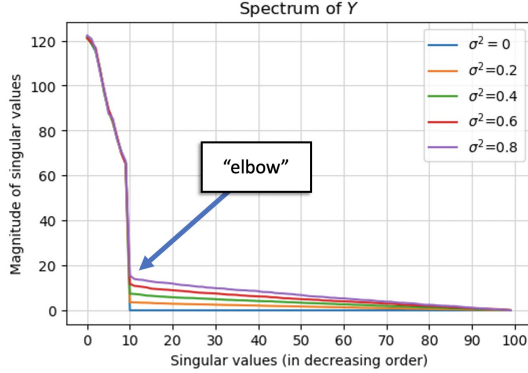


Figure 2: Simulation displays the spectrum of $\mathbf{Y} = \mathbb{E}[\mathbf{Y}] + \mathbf{E} \in \mathbb{R}^{100 \times 100}$. Here, $\mathbb{E}[\mathbf{Y}] = \mathbf{U}\mathbf{V}^\top$, where the entries of $\mathbf{U}, \mathbf{V} \in \mathbb{R}^{100 \times 10}$ are sampled independently from $\mathcal{N}(0, 1)$; the entries of \mathbf{E} are sampled independently from $\mathcal{N}(0, \sigma^2)$ with $\sigma^2 \in \{0, 0.2, \dots, 0.8\}$. Across varying levels of σ^2 , there is a steep drop-off in magnitude of the singular values—this marks the “elbow” point. The top singular values of \mathbf{Y} correspond closely with that of $\mathbb{E}[\mathbf{Y}]$ ($\sigma^2 = 0$), and the remaining singular values are induced by \mathbf{E} . Thus, $\text{rank}(\mathbf{Y}) \approx \text{rank}(\mathbb{E}[\mathbf{Y}]) = 10$.

4 Formal Results

In this section, we analyze the SI-PCR estimator described in Section 3.3.

4.1 Additional Assumptions for Consistency

We state additional assumptions required to establish the consistency of the SI-PCR estimator. Please refer to Sections 2 and 3 for a refresher of our earlier assumptions and notation.

Assumption 5 (Sub-Gaussian noise). *For all (t, i, d) , $\varepsilon_{ti}^{(d)}$ are independent sub-Gaussian random variables with $\text{Var}(\varepsilon_{ti}^{(d)} | \mathcal{L}\mathcal{F}) = \sigma^2$ and $\|\varepsilon_{ti}^{(d)} | \mathcal{L}\mathcal{F}\|_{\psi_2} \leq C\sigma$ for some constant $C > 0$.*

Assumption 6 (Boundedness). *For all (t, i, d) , we have $\mathbb{E}[Y_{ti}^{(d)} | \mathcal{L}\mathcal{F}] \in [-1, 1]$.*

Assumption 7 (Well-balanced spectra). *Given d , we have $\kappa^{-1} \geq c$ and $\|\mathbb{E}[\mathbf{Y}_{\text{pre}, \mathcal{I}^{(d)}} | \mathcal{E}]\|_F^2 \geq c' N_d T_0$, where κ is the condition number of $\mathbb{E}[\mathbf{Y}_{\text{pre}, \mathcal{I}^{(d)}} | \mathcal{E}]$ and constants $c, c' > 0$.*

Assumption 8 (Latent time-treatment factors). *Given d , we have $u_t^{(d)} \in \text{span}(\{u_\tau^{(0)} : \tau \leq T_0\})$ for every $t > T_0$, conditional on \mathcal{E} .*

We defer our discussions of Assumptions 5–8 to Section 4.3.

4.2 Consistency Result

We now formally state our result characterizing the prediction accuracy of SI-PCR. For ease of notation, we absorb dependencies on σ into the constant within $O_p(\cdot)$.

Theorem 2. *Given (i, d) , let Assumptions 1 to 8 hold. Consider the SI-PCR estimator given by (9) and suppose $k = r_{\text{pre}} = \text{rank}(\mathbb{E}[\mathbf{Y}_{\text{pre}, \mathcal{I}^{(d)}} | \mathcal{E}])$. Then conditioned on \mathcal{E} , we have*

$$\widehat{\theta}_i^{(d)} - \theta_i^{(d)} = O_p \left(\sqrt{\log(T_0 N_d)} \left[\frac{r_{\text{pre}}^{3/4}}{T_0^{1/4}} + r_{\text{pre}}^2 \max \left\{ \frac{\sqrt{N_d}}{T_0^{3/2}}, \frac{1}{\sqrt{T_0}}, \frac{1}{\sqrt{N_d}} \right\} \right] \right).$$

Here, we define $O_p(\cdot)$ with respect to the sequence $\min\{N_d, T_0\}$.

Theorem 2 establishes that the SI-PCR estimator yields a consistent estimate of the causal estimand. More precisely, for a fixed r_{pre} , the estimation error decays as N_d and T_0 grow, provided $T_0 = \omega(N_d^{1/3})$. Notably, the duration of the post-treatment period, T_1 , can be of fixed length. In fact, if $T_1 = 1$, then Theorem 2 establishes *point-wise consistency*. We retain the flexibility of allowing $T_1 > 1$ since a common goal in practice is to estimate the average counterfactual outcome over the post-treatment period.

Remark 4 (Asymptotic normality). Appendix G provides conditions that lead to asymptotic normality, which then allows for the construction of valid confidence intervals. There, we show that a minor modification to the SI-PCR estimator satisfies these conditions.

4.3 Remarks on Additional Assumptions

Remark 5 (On Assumption 5). While the latent time-treatment factors, $u_t^{(d)}$, can be arbitrarily correlated, Assumption 5 enforces the idiosyncratic shocks to be independent. This can be restrictive. However, just as [ADH10] used this independence structure to provide the first analysis of the SC estimator, we also adopt this independence structure to provide the first analysis of the SI estimator. A formal analysis of the SI estimator under more general noise models is left as important future work.

Remark 6 (On Assumption 6). The precise bound $[-1, 1]$ is without loss of generality. That is, it can be extended to $[a, b]$ for $a, b \in \mathbb{R}$ with $a \leq b$.

Remark 7 (On Assumption 7). Assumption 7 requires that the nonzero singular values of $\mathbb{E}[\mathbf{Y}_{\text{pre}, \mathcal{I}^{(d)}} | \mathcal{E}]$ are well-balanced, which we can empirically inspect through the spectral profile of $\mathbf{Y}_{\text{pre}, \mathcal{I}^{(d)}}$. Within the econometrics factor model and matrix completion literatures, Assumption 7 is analogous to incoherence-style conditions [BN21, Assumption A] and notions of pervasiveness [FWZ18, Proposition 3.2]. Assumption 7 has also been shown to hold w.h.p. for the canonical probabilistic generating process used to analyze probabilistic principal component analysis in [Bis99] and [TB99]; here, the observations are a high-dimensional embedding of a low-rank matrix with independent sub-Gaussian entries [ASSS21, Proposition 4.2]. We highlight that the assumption of a gap between the top few singular values of observed matrix of interest and the remaining singular values has been widely adopted in the econometrics literature of large dimensional factor analysis dating back to [CR83].

Remark 8 (On Assumption 8). Assumption 8 is analogous to Assumption 4. As such, similar interpretations and implications carry over.

Another interpretation of Assumption 8 views $\mathbf{Y}_{\text{pre}, \mathcal{I}^{(d)}}$ as the training set and $\mathbf{Y}_{\text{post}, \mathcal{I}^{(d)}}$ as the test set. Intuitively, generalization relies on a notion of “similarity” between the train and test sets. Standard arguments from the statistical learning literature formalizes this notion through the assumption that the two sets are constructed from i.i.d. draws. Since potential outcomes from different treatments are likely to arise from different distributions, such a postulation is ill-suited for our setting. Instead, Assumption 8 implies that generalization is achievable if the rowspace of $\mathbb{E}[\mathbf{Y}_{\text{post}, \mathcal{I}^{(d)}} | \mathcal{E}]$ is contained within that of $\mathbb{E}[\mathbf{Y}_{\text{pre}, \mathcal{I}^{(d)}} | \mathcal{E}]$ (see Lemma 4 of Appendix B.2), i.e., each test point is a linear combination of the training set—a purely linear algebraic condition.

Though $\mathbb{E}[\mathbf{Y}_{\text{post}, \mathcal{I}^{(d)}} | \mathcal{E}]$ and $\mathbb{E}[\mathbf{Y}_{\text{pre}, \mathcal{I}^{(d)}} | \mathcal{E}]$ are not observable, we can still investigate the validity of Assumption 7 using $\mathbf{Y}_{\text{post}, \mathcal{I}^{(d)}}$ and $\mathbf{Y}_{\text{pre}, \mathcal{I}^{(d)}}$ as proxies. To this end, we first recall that Assumption 4 for unit i is empirically tested through its pre-treatment fit, defined as

$$\rho_i = \frac{\|(\mathbf{I} - \widehat{\mathbf{U}}_{\text{pre}} \widehat{\mathbf{U}}_{\text{pre}}^\top) \mathbf{Y}_{\text{pre}, i}\|_2}{\|\mathbf{Y}_{\text{pre}, i}\|_2}, \quad (10)$$

where $\widehat{\mathbf{U}}_{\text{pre}} \in \mathbb{R}^{T_0 \times k}$ collects the top k left singular vectors of $\mathbf{Y}_{\text{pre}, \mathcal{I}^{(d)}}$; note that the numerator of (10) measures the ℓ_2 -size of the in-sample residuals. Given the symmetry between Assumptions 4 and 8, it is natural to define for every $t > T_0$,

$$\phi_t = \frac{\|(\mathbf{I} - \widehat{\mathbf{V}}_{\text{pre}} \widehat{\mathbf{V}}_{\text{pre}}^\top) \mathbf{Y}_{t, \mathcal{I}^{(d)}}\|_2}{\|\mathbf{Y}_{t, \mathcal{I}^{(d)}}\|_2},$$

where $\widehat{\mathbf{V}}_{\text{pre}} \in \mathbb{R}^{N_d \times k}$ collects the top k right singular vectors of $\mathbf{Y}_{\text{pre}, \mathcal{I}^{(d)}}$ and $Y_{t, \mathcal{I}^{(d)}} = [Y_{tjd} : j \in \mathcal{I}^{(d)}]$. Observe that ρ_i and ϕ_t largely depend on the “richness” of the row and column spaces of $\mathbf{Y}_{\text{pre}, \mathcal{I}^{(d)}}$, respectively. The row space, generated by $\mathcal{I}^{(d)}$, determines the existence of a synthetic unit i formed as a weighted average of $\mathcal{I}^{(d)}$; the column space, generated by the pre-treatment outcomes (training set), controls the SI-PCR estimator’s ability to generalize to the post-treatment period (test set). By construction, ρ_i and ϕ_t take values in $[0, 1]$ with lower values being more desirable but higher values being more informative: a value close to zero does not guarantee the tested assumption holds but values close to one suggest that the tested assumption is likely violated. Thus, ρ_i and ϕ_t are useful one-sided tests for the suitability of the SI framework toward a study.

The concept of generalization under a change in distribution between the training and test sets is known in the machine learning community as *covariate shift*. We hope that those exploring this area of research will find resonance with Assumption 8 and its implications, which Section 5 explores in greater depth.

5 Simulation Study

This section presents a simulation on the SI-PCR estimator that complements the statistical claims of Theorem 2. In particular, we evaluate the *point-wise* prediction accuracy of the SI-PCR estimator and study the role of Assumption 8.

5.1 Data Generating Process

We set $T_1 = 1$ and vary $N_d = T_0 \in \{25, 50, 75, \dots, 200\}$. We set $r = 15$ and $r_{\text{pre}} = 10$.

5.1.1 Latent factors

We generate the latent factors associated the units in $\mathcal{I}^{(d)}$, denoted as $\mathbf{V}_{\mathcal{I}^{(d)}} \in \mathbb{R}^{N_d \times r}$, by independently sampling its entries from a standard Normal distribution. Then, we sample $w^{(i,d)} \in \mathbb{R}^N$ by drawing its entries from a uniform distribution over $[0, 1]$ and normalizing it to have unit norm. We define the target unit latent factor as $v_i = \mathbf{V}_{\mathcal{I}^{(d)}}^\top w^{(i,d)}$.

Define the latent factors for the pre-treatment outcomes under control as $\mathbf{U}_{\text{pre}}^{(0)} = \mathbf{A}\mathbf{B}^\top$, where the entries of $\mathbf{A} \in \mathbb{R}^{T_0 \times r_{\text{pre}}}$ and $\mathbf{B} \in \mathbb{R}^{r \times r_{\text{pre}}}$ are i.i.d. samples from a standard Normal. Note $\text{rank}(\mathbf{U}_{\text{pre}}^{(0)}) = r_{\text{pre}}$. Next, we sample $\phi \in \mathbb{R}^r$ whose entries are i.i.d. draws from a uniform distribution over $[0, 1]$. Consider two post-treatment latent factors under treatment d : $u_{\text{post}}^{(d, \checkmark)} = (\mathbf{U}_{\text{pre}}^{(0)})^\dagger \mathbf{U}_{\text{pre}}^{(0)} \phi$ such that Assumption 8 holds (\checkmark) with respect to $\mathbf{U}_{\text{pre}}^{(0)}$ and $u_{\text{post}}^{(d, \times)} = [\mathbf{I} - (\mathbf{U}_{\text{pre}}^{(0)})^\dagger \mathbf{U}_{\text{pre}}^{(0)}] \phi$ such that Assumption 8 fails (\times) with respect to $\mathbf{U}_{\text{pre}}^{(0)}$. Thus, we define two causal estimands, $\theta_i^{(d, \checkmark)} = \langle u_{\text{post}}^{(d, \checkmark)}, v_i \rangle$ and $\theta_i^{(d, \times)} = \langle u_{\text{post}}^{(d, \times)}, v_i \rangle$.

5.1.2 Observations

Let (i) $Y_{\text{pre}, i} = \mathbf{U}_{\text{pre}}^{(0)} v_i + \varepsilon_{\text{pre}, i}$; (ii) $\mathbf{Y}_{\text{pre}, \mathcal{I}^{(d)}} = \mathbf{U}_{\text{pre}}^{(0)} \mathbf{V}_{\mathcal{I}^{(d)}}^\top + \mathbf{E}_{\text{pre}, \mathcal{I}^{(d)}}$; (iii) $Y_{\text{post}, \mathcal{I}^{(d)}}^{(\checkmark)} = \mathbf{V}_{\mathcal{I}^{(d)}} u_{\text{post}}^{(d, \checkmark)} + \varepsilon_{\text{post}, \mathcal{I}^{(d)}}$; and (iv) $Y_{\text{post}, \mathcal{I}^{(d)}}^{(\times)} = \mathbf{V}_{\mathcal{I}^{(d)}} u_{\text{post}}^{(d, \times)} + \varepsilon_{\text{post}, \mathcal{I}^{(d)}}$, where the entries of $\varepsilon_{\text{pre}, i}$, $\mathbf{E}_{\text{pre}, \mathcal{I}^{(d)}}$, and $\varepsilon_{\text{post}, \mathcal{I}^{(d)}}$ are i.i.d. samples from a standard Normal.

5.2 Simulation Results

From $Y_{\text{pre}, n}$ and $\mathbf{Y}_{\text{pre}, \mathcal{I}^{(d)}}$, we learn a *single* linear model $\widehat{w}^{(i,d)}$ via the SI-PCR estimator with the hyperparameter k chosen via the approach prescribed in [DG13]. We then produce two estimates, $\widehat{\theta}_i^{(d, \checkmark)} = \langle Y_{\text{post}, \mathcal{I}^{(d)}}^{(\checkmark)}, \widehat{w}^{(i,d)} \rangle$ and $\widehat{\theta}_i^{(d, \times)} = \langle Y_{\text{post}, \mathcal{I}^{(d)}}^{(\times)}, \widehat{w}^{(i,d)} \rangle$. Figure 3 visualizes the point-wise prediction errors of $|\widehat{\theta}_i^{(d, \checkmark)} - \theta_i^{(d, \checkmark)}|$ and $|\widehat{\theta}_i^{(d, \times)} - \theta_i^{(d, \times)}|$ across different dimensions and averaged over 50 trials, where each trial consists of an independent draw of the latent factors and the observations of size 100; this amounts to 5000 total simulation repeats per dimension. We observe that the \checkmark point-wise errors decay with increasing dimensions, which corroborates with Theorem 2. The \times point-wise errors fail to converge, which suggests that Assumption 8 can be critical for generalization.

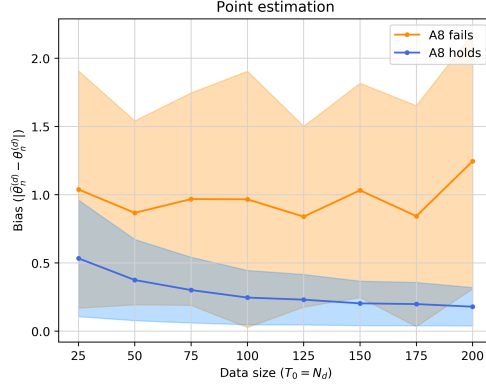


Figure 3: Simulation results displaying the absolute point-wise prediction errors across $T_0 = N_d \in \{25, 50, 75, \dots, 200\}$. Solid lines show the mean over 50 trials, with shading to show \pm one standard error. Blue and orange lines show the errors when Assumption 8 holds (\checkmark) and fails (\times), respectively. In line with Theorem 2, the \checkmark errors decay as T_0 and N_d grow. By contrast, the \times errors fail to converge, which provides empirical evidence for the importance of Assumption 8.

6 Empirical Application

We revisit the classical Proposition 99 study of [ADH10] introduced in Section 1. Recall that the focus of [ADH10] was to answer Q1. By contrast, our attention rests with Q2-Q5 given our interest in the SI-PCR estimator when its linear model is learned on outcomes observed under the status quo and applied on outcomes observed under an anti-tobacco program or raised taxes. More formally, whereas [ADH10] aimed to estimate $\theta_i^{(0)}$, we set out to estimate $\theta_i^{(d)}$ for $d \in \{1, 2\}$.

6.1 Setup

While we would ideally like to respond to Q2-Q5 directly, the answers to these questions are counterfactual, which precludes any evaluation. Accordingly, we emulate these questions via a leave-one-out (LOO) analysis. Specifically, for every treatment d , we iteratively designate a state $i \in \mathcal{I}^{(d)}$ as the target unit. We withhold its post-treatment outcomes, treating them as the ground truth, and define our causal estimand as $\theta_i^{(d)} = (1/T_1) \sum_{t>T_0} Y_{tid}$, acknowledging that our estimand is imperfect since it inherently incorporates the idiosyncratic shocks. We retain access to the target unit’s pre-treatment outcomes, Y_{it0} for $t \leq T_0$, as well as the outcomes for the remaining units in $\mathcal{I}^{(d)}$ for the entire time horizon, i.e., for all $j \in \mathcal{I}^{(d)} \setminus \{i\}$, we observe Y_{tj0} for $t \leq T_0$ and Y_{tjd} for $t > T_0$. Our objective is to estimate the causal estimand from these observations with the SI-PCR estimator.

For each treatment d , we summarize the performance of the SI-PCR estimator as $\mathbf{errors}(d) = [(|\hat{\theta}_i^{(d)} - \theta_i^{(d)}|/\theta_i^{(d)}) : i \in \mathcal{I}^{(d)}]$, which collects the absolute normalized LOO prediction errors across $\mathcal{I}^{(d)}$. Practically speaking, $\mathbf{errors}(d)$ measures the SI-PCR estimator’s ability to recreate the post-treatment outcomes under treatment d using a linear model learned from pre-treatment outcomes under control (status quo). With this interpretation and given the widespread acceptance of the SC framework—particularly, in the context of this dataset—we view $\mathbf{errors}(0)$ as the baseline; hence, the difference between $\mathbf{errors}(0)$ and $\mathbf{errors}(d)$ for $d \in \{1, 2\}$ serves as a measure for the validity of the SI framework. In what follows, the hyper-parameter k of the SI-PCR estimator is chosen as the minimum number of singular values needed to capture 99% of the spectral energy in $\mathbf{Y}_{\text{pre}, \mathcal{I}^{(d)}}$.

6.2 Empirical Results

Table 1 reports on the average and standard deviation of $\mathbf{errors}(d)$ across all treatments $d \in \{0, 1, 2\}$. Compared to the baseline, the average error and standard deviation associated with $d = 2$ (raised taxes) is lower. At the same time, the average error for $d = 1$ (anti-tobacco program) matches that of the baseline but

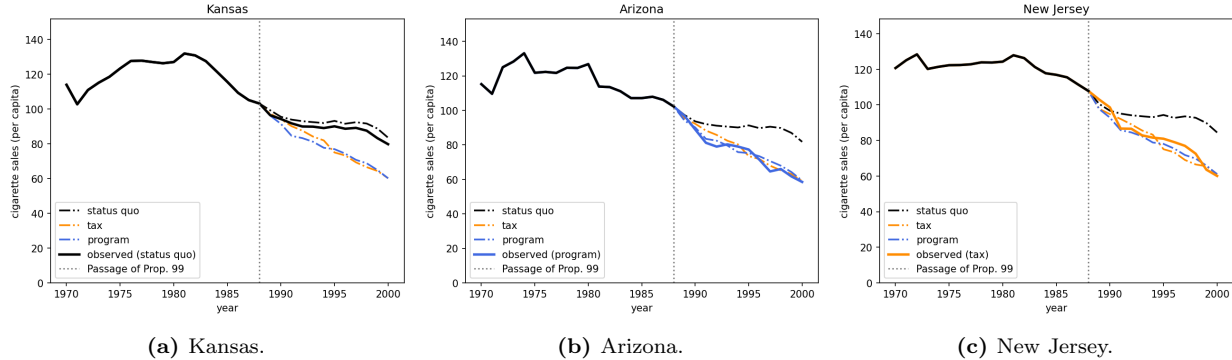


Figure 4: The solid and dashed-dotted lines shows the observed and estimated trajectory of cigarette sales, respectively. Treatments are indexed by color: status quo in black, anti-tobacco program in blue, and raised taxes in orange. The vertical dotted gray line represents the year 1988 when California passed Proposition 99; this splits the time horizon into the pre-treatment period (1970–1988) and post-treatment period (1989–2000). Figures 4a, 4b, and 4c show the results for an example state that in actuality kept the status quo (Kansas), imposed an anti-tobacco program (Arizona), and raised taxes (New Jersey), respectively.

its standard deviation is noticeably larger. This may be an artifact of there being significantly less states that imposed an anti-tobacco program ($N_1 = 5$) compared to keeping the status quo ($N_0 = 38$). However, if we redefine the treatments to take on two values as opposed to three, where we maintain the status quo as control ($d' = 0$) but combine anti-tobacco programs and raised taxes into a single anti-tobacco measure ($d' = 1$), then we find the resulting error summary (not reported in Table 1) to be 0.077 ± 0.079 . Figure 4 provides a visualization of the estimated trajectory of potential cigarette sales from 1989–2000 under the statewide status quo ($d = 0$), an anti-tobacco program ($d = 1$), and raised taxes ($d = 2$) for three example states.

Table 1: Summary of the average and standard deviation for $\text{errors}(d)$ across all $d \in \{0, 1, 2\}$.

Treatment	Prediction Error
$d = 0$: status quo	0.105 ± 0.064
$d = 1$: anti-tobacco program	0.105 ± 0.116
$d = 2$: raised taxes	0.070 ± 0.052

Collectively, our results provide empirical evidence that the SI methodology, like the SC methodology, is suitable for this case study. Moreover, our findings suggest that (i) anti-tobacco programs and raised taxes yielded similar effects with (ii) both leading to a significant decrease in tobacco consumption compared to the status quo, which is consistent with the conclusions drawn in [ADH10] for California.

7 Conclusion

In this article, we reinterpret the problem of counterfactual estimation as one of tensor completion. To enable faithful recovery of the underlying tensor, we anchor on the low-rank tensor factor model, which is arguably the de-facto assumption in the tensor completion literature. The tensor factor model is a natural generalization of the canonical matrix factor model used to justify the SC framework with the added assumption of a latent factorization over treatments and shared latent unit factors across not only time (as in the matrix factor model) but treatments as well. Accordingly, we propose the SI framework, which rests upon this structural assumption. As a consequence, our proposed framework extends the SC framework to the setting of multiple treatments and, therefore, provides one resolution to the open question posed in [Aba20].

We couple our framework with an estimation strategy that generalizes the standard SC-based estimators, and show that one variation of our approach, SI-PCR, is a consistent estimator of our causal estimand of interest. Our statistical claims are supplemented by a simulation study that highlights the substantive

implications of a linear algebraic condition (Assumption 8) for the prediction accuracy of the SI-PCR variant. Finally, our empirical study provides evidence that the SI methodology, like the SC methodology, may be suitable for the classical tobacco study of [ADH10]. Complementing the conclusions of [ADH10], our findings suggest that anti-tobacco programs and raised taxes had similar effects with both leading to a significant reduction in tobacco consumption compared to the status quo.

We envision several interesting avenues of future research. Keeping with our tensor factor model, an analysis of the SI-PCR estimator under less restrictive assumptions on the noise model (Assumption 5) would offer deeper insights into its predictive behavior for more general settings. More broadly, formal analyses on different formulations of the SI estimator may provide guidance to researchers on the choice of formulation for their study, should the SI framework be suitable. In light of the recent work of [LBW24] that provided the first design-based analysis of the SC method, it would also be fascinating to understand the design-based properties of the the SI method to study its utility for randomized experiments.

References

- [AAH⁺21] Dmitry Arkhangelsky, Susan Athey, David A. Hirshberg, Guido W. Imbens, and Stefan Wager. Synthetic difference-in-differences. *American Economic Review*, 111(12):4088–4118, December 2021.
- [AAV23] Abhineet Agarwal, Anish Agarwal, and Suhas Vijaykumar. Synthetic combinations: A causal inference framework for combinatorial interventions. In A. Oh, T. Naumann, A. Globerson, K. Saenko, M. Hardt, and S. Levine, editors, *Advances in Neural Information Processing Systems*, volume 36, pages 19195–19216. Curran Associates, Inc., 2023.
- [Aba20] Alberto Abadie. Using synthetic controls: Feasibility, data requirements, and methodological aspects. *Journal of Economic Literature*, 2020.
- [ABD⁺21] Susan Athey, Mohsen Bayati, Nikolay Doudchenko, Guido Imbens, and Khashayar Khosravi. Matrix completion methods for causal panel data models. *Journal of the American Statistical Association*, 116(536):1716–1730, 2021.
- [ADH10] A. Abadie, A. Diamond, and J. Hainmueller. Synthetic control methods for comparative case studies: Estimating the effect of california’s tobacco control program. *Journal of the American Statistical Association*, 2010.
- [AG03] A. Abadie and J. Gardeazabal. The economic costs of conflict: A case study of the basque country. *American Economic Review*, 2003.
- [AGH⁺14] Animashree Anandkumar, Rong Ge, Daniel Hsu, Sham M. Kakade, and Matus Telgarsky. Tensor decompositions for learning latent variable models. *J. Mach. Learn. Res.*, 15(1):2773–2832, jan 2014.
- [AI16] S. Athey and G. Imbens. The state of applied econometrics - causality and policy evaluation. *The Journal of Economic Perspectives*, 31(2):3–32, 2016.
- [AMSS19] Muhammad Amjad, Vishal Mishra, Devavrat Shah, and Dennis Shen. mrsc: Multi-dimensional robust synthetic control. *Proceedings of the ACM on Measurement and Analysis of Computing Systems*, 3(2), 2019.
- [ASS18] Muhammad Jehangir Amjad, Devavrat Shah, and Dennis Shen. Robust synthetic control. *Journal of Machine Learning Research*, 19:1–51, 2018.
- [ASS23] Anish Agarwal, Devavrat Shah, and Dennis Shen. On principal component regression in a high-dimensional error-in-variables setting, 2023.
- [ASSS21] Anish Agarwal, Devavrat Shah, Dennis Shen, and Dogyoon Song. On robustness of principal component regression. *Journal of the American Statistical Association*, 116(536):1731–1745, 2021.

- [Bai03] Jushan Bai. Inferential theory for factor models of large dimensions. *Econometrica*, 71(1):135–171, 2003.
- [Bil86] Patrick Billingsley. *Probability and Measure*. John Wiley and Sons, second edition, 1986.
- [Bis99] Christopher M Bishop. Bayesian pca. In *Advances in neural information processing systems*, pages 382–388, 1999.
- [BM16] Boaz Barak and Ankur Moitra. Noisy tensor completion via the sum-of-squares hierarchy. In *Conference on Learning Theory*, pages 417–445, 2016.
- [BMFR21] Eli Ben-Michael, Avi Feller, and Jesse Rothstein. The augmented synthetic control method. *Journal of the American Statistical Association*, 116(536):1789–1803, 2021.
- [BN21] Jushan Bai and Serena Ng. Matrix completion, counterfactuals, and factor analysis of missing data. *Journal of the American Statistical Association*, 116(536):1746–1763, 2021.
- [Cha15a] Sourav Chatterjee. Matrix estimation by universal singular value thresholding. *The Annals of Statistics*, 43(1):177–214, 2015.
- [Cha15b] Sourav Chatterjee. Matrix estimation by universal singular value thresholding. *Annals of Statistics*, 43:177–214, 2015.
- [CMM18] Carlos Carvalho, Ricardo Masini, and Marcelo C. Medeiros. Arco: An artificial counterfactual approach for high-dimensional panel time-series data. *Journal of Econometrics*, 207(2):352–380, 2018.
- [CR83] Gary Chamberlain and Michael Rothschild. Arbitrage, factor structure, and mean-variance analysis on large asset markets. *Econometrica*, 51(5):1281–1304, 1983.
- [CWZ20] Victor Chernozhukov, Kaspar Wüthrich, and Yinchu Zhu. Practical and robust t -test based inference for synthetic control and related methods, 2020.
- [CWZ21] Victor Chernozhukov, Kaspar Wüthrich, and Yinchu Zhu. An exact and robust conformal inference method for counterfactual and synthetic controls. *Journal of the American Statistical Association*, 116(536):1849–1864, 2021.
- [DG13] David Donoho and Matan Gavish. The optimal hard threshold for singular values is. *IEEE Transactions on Information Theory*, 60, 05 2013.
- [DI16] N. Doudchenko and G. Imbens. Balancing, regression, difference-in-differences and synthetic control methods: A synthesis. *NBER Working Paper No. 22791*, 2016.
- [FWZ18] Jianqing Fan, Weichen Wang, and Yiqiao Zhong. An eigenvector perturbation bound and its application to robust covariance estimation. *Journal of Machine Learning Research*, 18(207):1–42, 2018.
- [GRY11] Silvia Gandy, Benjamin Recht, and Isao Yamada. Tensor completion and low—rank tensor recovery via convex optimization. *Inverse Problems*, 27:025010, 01 2011.
- [HCKW12] Cheng Hsiao, H. Steve Ching, and Shui Ki Wan. A panel data approach for program evaluation: Measuring the benefits of political and economic integration of hong kong with mainland china. *Journal of Applied Econometrics*, 27(5):705–740, 2012.
- [IR15] Guido W. Imbens and Donald B. Rubin. *Causal Inference for Statistics, Social, and Biomedical Sciences: An Introduction*. Cambridge University Press, 2015.
- [JMWJ09] Ji Liu, P. Musialski, P. Wonka, and Jieping Ye. Tensor completion for estimating missing values in visual data. In *2009 IEEE 12th International Conference on Computer Vision*, pages 2114–2121, 2009.

- [KMU18] Nathan Kallus, Xiaojie Mao, and Madeleine Udell. Causal inference with noisy and missing covariates via matrix factorization. In *Proceedings of the 32nd International Conference on Neural Information Processing Systems, NIPS'18*, page 6921–6932, Red Hook, NY, USA, 2018. Curran Associates Inc.
- [LB17] Kathleen T. Li and David R. Bell. Estimation of average treatment effects with panel data: Asymptotic theory and implementation. *Journal of Econometrics*, 197(1):65 – 75, 2017.
- [LBW24] Jann Spiess Lea Bottmer, Guido W. Imbens and Merrill Warnick. A design-based perspective on synthetic control methods. *Journal of Business & Economic Statistics*, 42(2):762–773, 2024.
- [Li20] Kathleen T. Li. Statistical inference for average treatment effects estimated by synthetic control methods. *Journal of the American Statistical Association*, 115(532):2068–2083, 2020.
- [Ney23] Jerzy Neyman. Sur les applications de la theorie des probabilités aux expériences agricoles: Essai des principes. *Master's Thesis*, 1923.
- [Rub74] Donald B. Rubin. Estimating causal effects of treatments in randomized and nonrandomized studies. *Journal of Educational Psychology*, 66:688–701, 1974.
- [SSA+22] Chandler Squires, Dennis Shen, Anish Agarwal, Devavrat Shah, and Caroline Uhler. Causal imputation via synthetic interventions. In *Proceedings of Machine Learning Research*, volume 140, 2022.
- [SY19] D. Shah and C. L. Yu. Iterative collaborative filtering for sparse noisy tensor estimation. In *2019 IEEE International Symposium on Information Theory (ISIT)*, pages 41–45, 2019.
- [TB99] Michael E Tipping and Christopher M Bishop. Probabilistic principal component analysis. *Journal of the Royal Statistical Society: Series B (Statistical Methodology)*, 61(3):611–622, 1999.
- [UT17] Madeleine Udell and A. Townsend. Nice latent variable models have log-rank. [Preprint] arXiv:abs/1705.07474, 2017.
- [UT19] Madeleine Udell and Alex Townsend. Why are big data matrices approximately low rank? *SIAM Journal on Mathematics of Data Science*, 1:144–160, 2019.
- [Ver18] Roman Vershynin. *High-dimensional probability: An introduction with applications in data science*, volume 47. Cambridge University Press, 2018.
- [Wed72] P. Wedin. Perturbation bounds in connection with singular value decomposition. *BIT Numerical Mathematics*, 12:99–111, 1972.
- [Xu18] Jiaming Xu. Rates of convergence of spectral methods for graphon estimation. In Jennifer Dy and Andreas Krause, editors, *Proceedings of the 35th International Conference on Machine Learning*, volume 80 of *Proceedings of Machine Learning Research*, pages 5433–5442. PMLR, 10–15 Jul 2018.

SUPPLEMENTARY MATERIAL

The supplementary material is structured as follows. Appendices A, B, and C prove Theorems 1 and 2. Appendix D expounds on Remark 1 regarding non-linear latent variable models and low-rank factor models. Appendix E extends the SI framework to incorporate auxiliary covariates. Appendix F continues our discussion on a connection between causal inference and tensor completion. Appendix G elaborates on Remark 4 regarding inference and a modified version of the SI-PCR estimator.

A Proof of Theorem 1

Proof. We have that

$$\begin{aligned}
 \mathbb{E}[Y_{ti}^{(d)} | u_t^{(d)}, v_i] &= \mathbb{E}[\langle u_t^{(d)}, v_i \rangle + \varepsilon_{ti}^{(d)} | u_t^{(d)}, v_i] && \because \text{Assumption 2} \\
 &= \langle u_t^{(d)}, v_i \rangle | \{u_t^{(d)}, v_i\} && \because \text{Assumption 3} \\
 &= \langle u_t^{(d)}, v_i \rangle | \mathcal{E} \\
 &= \langle u_t^{(d)}, \sum_{j \in \mathcal{I}^{(d)}} w_j^{(i,d)} v_j \rangle | \mathcal{E} && \because \text{Assumption 4} \\
 &= \sum_{j \in \mathcal{I}^{(d)}} w_j^{(i,d)} \cdot \mathbb{E}[\langle u_t^{(d)}, v_j \rangle + \varepsilon_{tj}^{(d)} | \mathcal{E}] && \because \text{Assumption 3} \\
 &= \sum_{j \in \mathcal{I}^{(d)}} w_j^{(i,d)} \cdot \mathbb{E}[Y_{tj}^{(d)} | \mathcal{E}] && \because \text{Assumption 2} \\
 &= \sum_{j \in \mathcal{I}^{(d)}} w_j^{(i,d)} \cdot \mathbb{E}[Y_{tjd} | \mathcal{E}]. && \because \text{Assumption 1}
 \end{aligned}$$

The third equality follows since $\langle u_t^{(d)}, v_i \rangle$ is deterministic conditioned on $\{u_t^{(d)}, v_i\}$. Recalling (4), one can verify (6) using the same the argument used to prove (5) but conditioning on the set of latent factors $\{u_t^{(d)}, v_i : t > T_0\}$ at the start rather than just $\{u_t^{(d)}, v_i\}$. \square

B Helper Lemmas to Prove Theorem 2

In this section, we state and prove several helper lemmas to establish Theorem 2. All $O_p(\cdot)$ statements are with respect to the sequence $\min\{T_0, N_d\}$.

B.1 Perturbation of Singular Values

In Lemma 1, we argue that the singular values of $\mathbf{Y}_{\text{pre}, \mathcal{I}^{(d)}}$ and $\mathbb{E}[\mathbf{Y}_{\text{pre}, \mathcal{I}^{(d)}} | \mathcal{E}]$ are close. Recall that s_ℓ and \widehat{s}_ℓ are the singular values of $\mathbb{E}[\mathbf{Y}_{\text{pre}, \mathcal{I}^{(d)}} | \mathcal{E}]$ and $\mathbf{Y}_{\text{pre}, \mathcal{I}^{(d)}}$, respectively.

Lemma 1. *Let Assumptions 1, 2, 3, 5, 6 and 7 hold. Conditioned on \mathcal{E} , we have for any $d, \zeta > 0$, and $\ell \leq \min\{T_0, N_d\}$,*

$$|s_\ell - \widehat{s}_\ell| \leq C\sigma \left(\sqrt{T_0} + \sqrt{N_d} + \zeta \right)$$

w.p. at least $1 - 2 \exp(-\zeta^2)$, where $C > 0$ is an absolute constant.

Proof. Proof of Lemma 1. For ease of notation, we suppress the conditioning on \mathcal{E} for the remainder of the proof. To bound the gap between s_ℓ and \widehat{s}_ℓ , we recall the following well-known results.

Lemma 2 (Weyl's inequality). *Given $\mathbf{A}, \mathbf{B} \in \mathbb{R}^{m \times n}$, let σ_ℓ and $\widehat{\sigma}_\ell$ be the ℓ -th singular values of \mathbf{A} and \mathbf{B} , respectively, in decreasing order and repeated by multiplicities. Then for all $i \leq \min\{m, n\}$, $|\sigma_\ell - \widehat{\sigma}_\ell| \leq \|\mathbf{A} - \mathbf{B}\|_{\text{op}}$.*

Lemma 3 (Sub-Gaussian Matrices: Theorem 4.4.5 of [Ver18]). *Let $\mathbf{A} = [A_{ij}]$ be an $m \times n$ random matrix where the entries A_{ij} are independent, mean zero, sub-Gaussian random variables. Then for any $t > 0$, we have $\|\mathbf{A}\|_{\text{op}} \leq CK(\sqrt{m} + \sqrt{n} + t)$ w.p. at least $1 - 2\exp(-t^2)$. Here, $K = \max_{i,j} \|A_{ij}\|_{\psi_2}$ and $C > 0$ is an absolute constant.*

By Lemma 2, we have for any $\ell \leq \min\{T_0, N_d\}$, $|s_\ell - \widehat{s}_\ell| \leq \|\mathbf{Y}_{\text{pre}, \mathcal{I}^{(d)}} - \mathbb{E}[\mathbf{Y}_{\text{pre}, \mathcal{I}^{(d)}}]\|_{\text{op}}$. Recalling Assumption 5 and applying Lemma 3, we conclude for any $t > 0$ and some absolute constant $C > 0$, $|s_\ell - \widehat{s}_\ell| \leq C\sigma(\sqrt{T_0} + \sqrt{N_d} + t)$ w.p. at least $1 - 2\exp(-t^2)$. This completes the proof. \square

B.2 On the Rowspaces of the Pre- and Post-Intervention Expected Outcomes

Similar to Assumption 4, observe that Assumption 8 implies that there exists a $\beta^{(d)} \in \mathbb{R}^{T_0}$ such that

$$\mathbf{u}_t^{(d)} = \sum_{\tau \leq T_0} \beta_\tau^{(d)} \cdot \mathbf{u}_\tau^{(0)}. \quad (\text{S.1})$$

With this interpretation, we present a similar result to Theorem 1 that relates the rowspaces between the pre- and post-intervention expected outcomes.

Lemma 4. *Given d , let Assumptions 1, 2, 3, and 8 hold. Then given $\beta^{(d)}$ as defined in (S.1), we have for all $t > T_0$ and $j \in [N]$,*

$$\mathbb{E}[Y_{tjd}|\mathcal{E}] = \sum_{\tau \leq T_0} \beta_\tau^{(d)} \cdot \mathbb{E}[Y_{\tau j0}|\mathcal{E}].$$

Proof. We have that

$$\begin{aligned} \mathbb{E}[Y_{tjd}|\mathcal{E}] &= \mathbb{E}[Y_{tj}^{(d)}|\mathcal{E}] && \because \text{Assumption 1} \\ &= \mathbb{E}[\langle \mathbf{u}_t^{(d)}, \mathbf{v}_j \rangle + \varepsilon_{tj}^{(d)}|\mathcal{E}] && \because \text{Assumption 2} \\ &= \langle \mathbf{u}_t^{(d)}, \mathbf{v}_j \rangle|\mathcal{E} && \because \text{Assumption 3} \\ &= \langle \sum_{\tau \leq T_0} \beta_\tau^{(d)} \cdot \mathbf{u}_\tau^{(0)}, \mathbf{v}_j \rangle|\mathcal{E} && \because \text{Assumption 8} \\ &= \sum_{\tau \leq T_0} \beta_\tau^{(d)} \cdot \langle \mathbf{u}_\tau^{(0)}, \mathbf{v}_j \rangle|\mathcal{E} \\ &= \sum_{\tau \leq T_0} \beta_\tau^{(d)} \cdot \mathbb{E}[\langle \mathbf{u}_\tau^{(0)}, \mathbf{v}_j \rangle + \varepsilon_{\tau j}^{(0)}|\mathcal{E}] && \because \text{Assumption 3} \\ &= \sum_{\tau \leq T_0} \beta_\tau^{(d)} \cdot \mathbb{E}[Y_{\tau j}^{(0)}|\mathcal{E}] && \because \text{Assumption 2} \\ &= \sum_{\tau \leq T_0} \beta_\tau^{(d)} \cdot \mathbb{E}[Y_{\tau j0}|\mathcal{E}]. && \because \text{Assumption 1} \end{aligned}$$

This completes the proof. \square

B.3 Rewriting Theorem 1 with the Minimum ℓ_2 -Norm Solution

Let $\mathbf{V}_{\text{pre}} \in \mathbb{R}^{N_d \times r_{\text{pre}}}$ and $\mathbf{V}_{\text{post}} \in \mathbb{R}^{N_d \times r_{\text{post}}}$ denote the right singular vectors of $\mathbb{E}[\mathbf{Y}_{\text{pre}, \mathcal{I}^{(d)}}|\mathcal{E}]$ and $\mathbb{E}[\mathbf{Y}_{\text{post}, \mathcal{I}^{(d)}}|\mathcal{E}]$, respectively. The next result rewrites Theorem 1 via the following:

$$\widetilde{\mathbf{w}}^{(i,d)} = \mathbf{V}_{\text{pre}} \mathbf{V}_{\text{pre}}^\top \mathbf{w}^{(i,d)}. \quad (\text{S.2})$$

In words, $\widetilde{\mathbf{w}}^{(i,d)}$ is the orthogonal projection of $\mathbf{w}^{(i,d)}$ onto the rowspace of $\mathbb{E}[\mathbf{Y}_{\text{pre}, \mathcal{I}^{(d)}}|\mathcal{E}]$ and is the minimum ℓ_2 -norm solution to (5) and (6) of Theorem 1.

Lemma 5. *Given (i, d) , let the setup of Theorem 1 and Assumption 8 hold. Then, we have*

$$\theta_i^{(d)} = \frac{1}{T_1} \sum_{t>T_0} \sum_{j \in \mathcal{I}^{(d)}} \tilde{w}_j^{(i,d)} \cdot \mathbb{E}[Y_{tjd} | \mathcal{E}].$$

Proof. From Lemma 4, it follows that the rowspan of $\mathbb{E}[\mathbf{Y}_{\text{post}, \mathcal{I}^{(d)}} | \mathcal{E}]$ lies within that of $\mathbb{E}[\mathbf{Y}_{\text{pre}, \mathcal{I}^{(d)}} | \mathcal{E}]$. Hence,

$$\mathbf{V}_{\text{post}} = \mathbf{V}_{\text{pre}} \mathbf{V}_{\text{pre}}^\top \mathbf{V}_{\text{post}}. \quad (\text{S.3})$$

Therefore, we have

$$\begin{aligned} \mathbb{E}[\mathbf{Y}_{\text{post}, \mathcal{I}^{(d)}} | \mathcal{E}] \cdot \tilde{w}^{(i,d)} &= \mathbb{E}[\mathbf{Y}_{\text{post}, \mathcal{I}^{(d)}} | \mathcal{E}] \mathbf{V}_{\text{pre}} \mathbf{V}_{\text{pre}}^\top \cdot w^{(i,d)} \\ &= \mathbb{E}[\mathbf{Y}_{\text{post}, \mathcal{I}^{(d)}} | \mathcal{E}] \cdot w^{(i,d)}, \end{aligned} \quad (\text{S.4})$$

where we use (S.3) in the last equality. Hence, we conclude

$$\theta_i^{(d)} = \frac{1}{T_1} \sum_{t>T_0} \sum_{j \in \mathcal{I}^{(d)}} w_j^{(i,d)} \cdot \mathbb{E}[Y_{tjd} | \mathcal{E}] = \frac{1}{T_1} \sum_{t>T_0} \sum_{j \in \mathcal{I}^{(d)}} \tilde{w}_j^{(i,d)} \cdot \mathbb{E}[Y_{tjd} | \mathcal{E}].$$

The first equality follows from (6) in Theorem 1 and the second equality follows from (S.4). \square

B.4 Model Identification

Lemma 6 (Corollary 4.1 of [ASS23]). *Given (i, d) , let Assumptions 1 to 8 hold. Further, suppose $k = r_{\text{pre}} = \text{rank}(\mathbb{E}[\mathbf{Y}_{\text{pre}, \mathcal{I}^{(d)}} | \mathcal{E}])$, where k is defined as in (9). Then conditioned on \mathcal{E} , we have*

$$\hat{w}^{(i,d)} - \tilde{w}^{(i,d)} = O_p \left(\sqrt{\log(T_0 N_d)} \left[\frac{r_{\text{pre}}^{3/4}}{T_0^{1/4} N_d^{1/2}} + \frac{r_{\text{pre}}^{3/2}}{\min\{T_0, N_d\}} \right] \right).$$

Proof. We first restate [ASS23, Corollary 4.1].

Lemma 7 (Corollary 4.1 of [ASS23]). *Let the setup of Lemma 6 hold. Then w.p. at least $1 - O(1/(T_0 N_d)^{10})$,*

$$\|\hat{w}^{(i,d)} - \tilde{w}^{(i,d)}\|_2^2 \leq C(\sigma) \cdot \log(T_0 N_d) \left(\frac{r_{\text{pre}}^{3/2}}{T_0^{1/2} N_d} + \frac{r_{\text{pre}}^3}{\min\{T_0, N_d\}^2} \right), \quad (\text{S.5})$$

where $C(\sigma)$ is a constant that only depends on σ .

The proof follows by adapting the notation in [ASS23] to that used in this article. In particular, $y = Y_{\text{pre}, i}$, $\mathbf{X} = \mathbb{E}[\mathbf{Y}_{\text{pre}, \mathcal{I}^{(d)}} | \mathcal{E}]$, $\tilde{\mathbf{Z}} = \mathbf{Y}_{\text{pre}, \mathcal{I}^{(d)}}$, $\hat{\beta} = \hat{w}^{(i,d)}$, $\beta^* = \tilde{w}^{(i,d)}$, $T_0 = n$, $N_d = p$, $\rho = 1$, $d = 1$, where y , \mathbf{X} , $\tilde{\mathbf{Z}}$, $\hat{\beta}$, β^* , n , p , ρ , d are the notations used in [ASS23]; since we do not consider missing values in this work, $\tilde{\mathbf{Z}} = \mathbf{Z}$, where \mathbf{Z} is the notation used in [ASS23]. We also use the fact that $\mathbf{X}\beta^*$ in the notation of [ASS23], i.e., $\mathbb{E}[\mathbf{Y}_{\text{pre}, \mathcal{I}^{(d)}} | \mathcal{E}] \cdot \tilde{w}^{(i,d)}$ in our notation, equals $\mathbb{E}[Y_{\text{pre}, i} | \mathcal{E}]$. This follows from

$$\mathbb{E}[Y_{\text{pre}, i} | \mathcal{E}] = \mathbb{E}[\mathbf{Y}_{\text{pre}, \mathcal{I}^{(d)}} | \mathcal{E}] \cdot \tilde{w}^{(i,d)}, \quad (\text{S.6})$$

which follows from (5) in Theorem 1 and (S.4). We conclude by noting (S.5) gives our desired result. \square

Lemma 8 (Lemma 19 of [AAV23]). *Given (i, d) , let Assumptions 1 to 8 hold. Then conditioned on \mathcal{E} , we have that*

$$\|\tilde{w}^{(i,d)}\|_2 \leq C \sqrt{\frac{r_{\text{pre}}}{N_d}}$$

for some constant $C > 0$. This immediately implies that $\|\tilde{w}^{(i,d)}\|_1 \leq C\sqrt{r_{\text{pre}}}$.

Proof. As in the proof of Lemma 6, the result immediately holds by matching notation to that of [AAV23]. \square

C Proof of Theorem 2

Armed with our helper lemmas in Section B, we are ready to formally establish Theorem 2. We adopt the following notation. For any $t > T_0$, let $Y_{t,\mathcal{I}^{(d)}} = [Y_{tjd} : j \in \mathcal{I}^{(d)}] \in \mathbb{R}^{N_d}$ and $\varepsilon_{t,\mathcal{I}^{(d)}} = [\varepsilon_{tj}^{(d)} : j \in \mathcal{I}^{(d)}] \in \mathbb{R}^{N_d}$. Note that the rows of $\mathbf{Y}_{\text{post},\mathcal{I}^{(d)}}$ are formed by $\{Y_{t,\mathcal{I}^{(d)}} : t > T_0\}$. Additionally, let $\Delta^{(i,d)} = \widehat{w}^{(i,d)} - \widetilde{w}^{(i,d)}$. Finally, for any matrix \mathbf{A} with orthonormal columns, let $\mathcal{P}_A = \mathbf{A}\mathbf{A}^\top$ denote the projection matrix onto the subspace spanned by the columns of \mathbf{A} . We recall that all $O_p(\cdot)$ statements are with respect to the sequence $\min(T_0, N_d)$.

Proof. For ease of notation, we suppress the conditioning on \mathcal{E} throughout the proof. By (8) and Lemma 5 (implied by Theorem 1), we have

$$\begin{aligned} \widehat{\theta}_i^{(d)} - \theta_i^{(d)} &= \frac{1}{T_1} \sum_{t>T_0} \left(\langle Y_{t,\mathcal{I}^{(d)}}, \widehat{w}^{(i,d)} \rangle - \langle \mathbb{E}[Y_{t,\mathcal{I}^{(d)}}], \widetilde{w}^{(i,d)} \rangle \right) \\ &= \frac{1}{T_1} \sum_{t>T_0} \left(\langle \mathbb{E}[Y_{t,\mathcal{I}^{(d)}}], \Delta^{(i,d)} \rangle + \langle \varepsilon_{t,\mathcal{I}^{(d)}}, \widetilde{w}^{(i,d)} \rangle + \langle \varepsilon_{t,\mathcal{I}^{(d)}}, \Delta^{(i,d)} \rangle \right), \end{aligned} \quad (\text{S.7})$$

where we have used $Y_{t,\mathcal{I}^{(d)}} = \mathbb{E}[Y_{t,\mathcal{I}^{(d)}}] + \varepsilon_{t,\mathcal{I}^{(d)}}$. From Lemma 4, it follows that $\mathbf{V}_{\text{post}} = \mathcal{P}_{V_{\text{pre}}} \mathbf{V}_{\text{post}}$, where \mathbf{V}_{pre} and \mathbf{V}_{post} are the right singular vectors of $\mathbb{E}[\mathbf{Y}_{\text{pre},\mathcal{I}^{(d)}}]$ and $\mathbb{E}[\mathbf{Y}_{\text{post},\mathcal{I}^{(d)}}]$, respectively. Hence, $\mathbb{E}[\mathbf{Y}_{\text{post},\mathcal{I}^{(d)}}] = \mathbb{E}[\mathbf{Y}_{\text{post},\mathcal{I}^{(d)}}] \mathcal{P}_{V_{\text{pre}}}$. As such, for any $t > T_0$,

$$\langle \mathbb{E}[Y_{t,\mathcal{I}^{(d)}}], \Delta^{(i,d)} \rangle = \langle \mathbb{E}[Y_{t,\mathcal{I}^{(d)}}], \mathcal{P}_{V_{\text{pre}}} \Delta^{(i,d)} \rangle. \quad (\text{S.8})$$

Plugging (S.8) into (S.7) yields

$$\widehat{\theta}_i^{(d)} - \theta_i^{(d)} = \frac{1}{T_1} \sum_{t>T_0} \left(\langle \mathbb{E}[Y_{t,\mathcal{I}^{(d)}}], \mathcal{P}_{V_{\text{pre}}} \Delta^{(i,d)} \rangle + \langle \varepsilon_{t,\mathcal{I}^{(d)}}, \widetilde{w}^{(i,d)} \rangle + \langle \varepsilon_{t,\mathcal{I}^{(d)}}, \Delta^{(i,d)} \rangle \right). \quad (\text{S.9})$$

Below, we bound the three terms on the right-hand side (RHS) of (S.9) separately.

Bounding term 1. By Cauchy-Schwartz inequality, observe that

$$\langle \mathbb{E}[Y_{t,\mathcal{I}^{(d)}}], \mathcal{P}_{V_{\text{pre}}} \Delta^{(i,d)} \rangle \leq \|\mathbb{E}[Y_{t,\mathcal{I}^{(d)}}]\|_2 \cdot \|\mathcal{P}_{V_{\text{pre}}} \Delta^{(i,d)}\|_2.$$

Under Assumption 6, we have $\|\mathbb{E}[Y_{t,\mathcal{I}^{(d)}}]\|_2 \leq \sqrt{N_d}$. As such,

$$\frac{1}{T_1} \sum_{t>T_0} \langle \mathbb{E}[Y_{t,\mathcal{I}^{(d)}}], \mathcal{P}_{V_{\text{pre}}} \Delta^{(i,d)} \rangle \leq \sqrt{N_d} \cdot \|\mathcal{P}_{V_{\text{pre}}} \Delta^{(i,d)}\|_2.$$

Hence, it remains to bound $\|\mathcal{P}_{V_{\text{pre}}} \Delta^{(i,d)}\|_2$. Towards this, we state the following lemma. Its proof can be found in Appendix C.1.

Lemma 9. *Consider the setup of Theorem 2. Then,*

$$\mathcal{P}_{V_{\text{pre}}} \Delta^{(i,d)} = O_p \left(\frac{\sqrt{r_{\text{pre}}}}{\sqrt{N_d} T_0^{1/4}} + \frac{r_{\text{pre}}^{3/2} \sqrt{\log(T_0 N_d)}}{\sqrt{N_d} \cdot \min\{\sqrt{T_0}, \sqrt{N_d}\}} + \frac{r_{\text{pre}}^2 \sqrt{\log(T_0 N_d)}}{\min\{T_0^{3/2}, N_d^{3/2}\}} \right).$$

Using Lemma 9, we obtain

$$\begin{aligned} &\frac{1}{T_1} \sum_{t>T_0} \langle \mathbb{E}[Y_{t,\mathcal{I}^{(d)}}], \mathcal{P}_{V_{\text{pre}}} \Delta^{(i,d)} \rangle \\ &= O_p \left(\frac{r_{\text{pre}}^{1/2}}{T_0^{1/4}} + \frac{r_{\text{pre}}^{3/2} \sqrt{\log(T_0 N_d)}}{\min\{\sqrt{T_0}, \sqrt{N_d}\}} + \frac{r_{\text{pre}}^2 \sqrt{N_d \log(T_0 N_d)}}{\min\{T_0^{3/2}, N_d^{3/2}\}} \right). \end{aligned} \quad (\text{S.10})$$

This concludes the analysis for the first term.

Bounding term 2. We begin with a simple lemma, which immediately holds by Hoeffding's Lemma (Lemma 16).

Lemma 10. Let γ_t be a sequence of independent mean zero sub-Gaussian random variables with variance less than σ^2 . Then, for any vector $\mathbf{a} = (a_1, \dots, a_T) \in \mathbb{R}^T$, we have $\sum_{t=1}^T a_t \gamma_t = O_p(\sigma \|\mathbf{a}\|_2)$.

By Assumptions 2 and 5, as well as Lemma 10, we have

$$\sum_{t>T_0} \langle \varepsilon_{t, \mathcal{I}^{(d)}}, \tilde{w}^{(i,d)} \rangle = O_p\left(\sqrt{T_1} \|\tilde{w}^{(i,d)}\|_2\right).$$

Here, we have used the fact that the components of $\langle \varepsilon_{t, \mathcal{I}^{(d)}}, \tilde{w}^{(i,d)} \rangle$ are independent mean-zero sub-Gaussians and that $\varepsilon_{t, \mathcal{I}^{(d)}}$ are independent across t . Then using Lemma 8, we have that

$$\frac{1}{T_1} \sum_{t>T_0} \langle \varepsilon_{t, \mathcal{I}^{(d)}}, \tilde{w}^{(i,d)} \rangle = O_p\left(\sqrt{\frac{r_{\text{pre}}}{N_d T_1}}\right). \quad (\text{S.11})$$

Bounding term 3. First, we define the event \mathcal{E}_1 as

$$\mathcal{E}_1 = \left\{ \|\Delta^{(i,d)}\|_2 = O\left(\sqrt{\log(T_0 N_d)} \left[\frac{r_{\text{pre}}^{3/4}}{T_0^{1/4} N_d^{1/2}} + \frac{r_{\text{pre}}^{3/2}}{\min\{T_0, N_d\}} \right]\right) \right\}.$$

By Lemma 6, \mathcal{E}_1 occurs w.h.p. Next, we define \mathcal{E}_2 as

$$\mathcal{E}_2 = \left\{ \sum_{t>T_0} \langle \varepsilon_{t, \mathcal{I}^{(d)}}, \Delta^{(i,d)} \rangle = O\left(\sqrt{T_1 \log(T_0 N_d)} \left[\frac{r_{\text{pre}}^{3/4}}{T_0^{1/4} N_d^{1/2}} + \frac{r_{\text{pre}}^{3/2}}{\min\{T_0, N_d\}} \right]\right) \right\}.$$

Now, condition on \mathcal{E}_1 . Since $\tilde{w}^{(i,d)}$ only depends on $\mathbf{Y}_{\text{pre}, \mathcal{I}^{(d)}}$ and $Y_{\text{pre}, i}$, it is independent of $\varepsilon_{t, \mathcal{I}^{(d)}}$ for all $t > T_0$. Hence, Lemmas 6 and 10 imply $\mathcal{E}_2 | \mathcal{E}_1$ occurs w.h.p. Further, we note

$$\mathbb{P}(\mathcal{E}_2) = \mathbb{P}(\mathcal{E}_2 | \mathcal{E}_1) \mathbb{P}(\mathcal{E}_1) + \mathbb{P}(\mathcal{E}_2 | \mathcal{E}_1^c) \mathbb{P}(\mathcal{E}_1^c) \geq \mathbb{P}(\mathcal{E}_2 | \mathcal{E}_1) \mathbb{P}(\mathcal{E}_1). \quad (\text{S.12})$$

Since \mathcal{E}_1 and $\mathcal{E}_2 | \mathcal{E}_1$ occur w.h.p, it follows from (S.12) that \mathcal{E}_2 occurs w.h.p. As a result,

$$\frac{1}{T_1} \sum_{t>T_0} \langle \varepsilon_{t, \mathcal{I}^{(d)}}, \Delta^{(i,d)} \rangle = O_p\left(\frac{\sqrt{\log(T_0 N_d)}}{T_1^{1/2}} \left[\frac{r_{\text{pre}}^{3/4}}{T_0^{1/4} N_d^{1/2}} + \frac{r_{\text{pre}}^{3/2}}{\min\{T_0, N_d\}} \right]\right). \quad (\text{S.13})$$

Collecting terms. Plugging (S.10), (S.11), (S.13) into (S.9), and simplifying gives our desired result. \square

C.1 Proof of Lemma 9

We introduce some helpful notation. Let $\mathbf{Y}_{\text{pre}, \mathcal{I}^{(d)}}^{r_{\text{pre}}} = \sum_{\ell=1}^{r_{\text{pre}}} \hat{s}_\ell \hat{u}_\ell \hat{v}_\ell^\top$ be the rank- r_{pre} -approximation of $\mathbf{Y}_{\text{pre}, \mathcal{I}^{(d)}}$. More compactly, $\mathbf{Y}_{\text{pre}, \mathcal{I}^{(d)}}^{r_{\text{pre}}} = \hat{\mathbf{U}}_{\text{pre}} \hat{\mathbf{S}}_{\text{pre}} \hat{\mathbf{V}}_{\text{pre}}^\top$.

Proof. To establish Lemma 9, consider the following decomposition:

$$\mathcal{P}_{V_{\text{pre}}} \Delta^{(i,d)} = (\mathcal{P}_{V_{\text{pre}}} - \mathcal{P}_{\hat{V}_{\text{pre}}}) \Delta^{(i,d)} + \mathcal{P}_{\hat{V}_{\text{pre}}} \Delta^{(i,d)}.$$

We proceed to bound each term separately.

Bounding term 1. Recall $\|\mathbf{A}v\|_2 \leq \|\mathbf{A}\|_{\text{op}} \cdot \|v\|_2$ for any $\mathbf{A} \in \mathbb{R}^{a \times b}$ and $v \in \mathbb{R}^b$. Thus,

$$\|(\mathcal{P}_{V_{\text{pre}}} - \mathcal{P}_{\hat{V}_{\text{pre}}}) \Delta^{(i,d)}\|_2 \leq \|\mathcal{P}_{V_{\text{pre}}} - \mathcal{P}_{\hat{V}_{\text{pre}}}\|_{\text{op}} \cdot \|\Delta^{(i,d)}\|_2. \quad (\text{S.14})$$

To control (S.14), we state a helper lemma that bounds the distance between the subspaces spanned by the columns of V_{pre} and \hat{V}_{pre} . Its proof is given in Appendix C.2.

Lemma 11. Consider the setup of Theorem 2. Then for any $\zeta > 0$, we have w.p. at least $1 - 2\exp(-\zeta^2)$

$$\|\mathcal{P}_{\widehat{V}_{\text{pre}}} - \mathcal{P}_{V_{\text{pre}}}\|_{\text{op}} \leq \frac{C\sigma(\sqrt{T_0} + \sqrt{N_d} + \zeta)}{s_{r_{\text{pre}}}},$$

where $s_{r_{\text{pre}}}$ is the r_{pre} -th singular value of $\mathbb{E}[\mathbf{Y}_{\text{pre}, \mathcal{I}^{(d)}}]$ with $r_{\text{pre}} = \text{rank}(\mathbb{E}[\mathbf{Y}_{\text{pre}, \mathcal{I}^{(d)}}])$, and $C > 0$ is an absolute constant.

Applying Lemma 11 with Assumption 7, we have

$$\|\mathcal{P}_{\widehat{V}_{\text{pre}}} - \mathcal{P}_{V_{\text{pre}}}\|_{\text{op}} = O_p\left(\frac{\sqrt{r_{\text{pre}}}}{\min\{\sqrt{T_0}, \sqrt{N_d}\}}\right). \quad (\text{S.15})$$

Substituting (S.15) and the bound in Lemma 6 into (S.14), we obtain

$$(\mathcal{P}_{V_{\text{pre}}} - \mathcal{P}_{\widehat{V}_{\text{pre}}})\Delta^{(i,d)} = O_p\left(\frac{\sqrt{r_{\text{pre}} \log(T_0 N_d)}}{\min\{\sqrt{T_0}, \sqrt{N_d}\}} \left[\frac{r_{\text{pre}}^{3/4}}{T_0^{1/4} N_d^{1/2}} + \frac{r_{\text{pre}}^{3/2}}{\min\{T_0, N_d\}} \right]\right). \quad (\text{S.16})$$

Bounding term 2. Since \widehat{V}_{pre} is an isometry, it follows that

$$\|\mathcal{P}_{\widehat{V}_{\text{pre}}}\Delta^{(i,d)}\|_2^2 = \|\widehat{V}_{\text{pre}}^\top \Delta^{(i,d)}\|_2^2. \quad (\text{S.17})$$

We upper bound $\|\widehat{V}_{\text{pre}}^\top \Delta^{(i,d)}\|_2^2$ as follows: consider

$$\|\mathbf{Y}_{\text{pre}, \mathcal{I}^{(d)}}^{r_{\text{pre}}}\Delta^{(i,d)}\|_2^2 = (\widehat{V}_{\text{pre}}^\top \Delta^{(i,d)})^\top \widehat{\mathbf{S}}_{r_{\text{pre}}}^2 (\widehat{V}_{\text{pre}}^\top \Delta^{(i,d)}) \geq \widehat{s}_{r_{\text{pre}}}^2 \cdot \|\widehat{V}_{\text{pre}}^\top \Delta^{(i,d)}\|_2^2. \quad (\text{S.18})$$

Using (S.18) and (S.17) together implies

$$\|\mathcal{P}_{\widehat{V}_{\text{pre}}}\Delta^{(i,d)}\|_2^2 \leq \frac{\|\mathbf{Y}_{\text{pre}, \mathcal{I}^{(d)}}^{r_{\text{pre}}}\Delta^{(i,d)}\|_2^2}{\widehat{s}_{r_{\text{pre}}}^2}. \quad (\text{S.19})$$

To bound the numerator in (S.19), note

$$\begin{aligned} \|\mathbf{Y}_{\text{pre}, \mathcal{I}^{(d)}}^{r_{\text{pre}}}\Delta^{(i,d)}\|_2^2 &\leq 2\|\mathbf{Y}_{\text{pre}, \mathcal{I}^{(d)}}^{r_{\text{pre}}}\widehat{w}^{(i,d)} - \mathbb{E}[Y_{\text{pre}, i}]\|_2^2 + 2\|\mathbb{E}[Y_{\text{pre}, i}] - \mathbf{Y}_{\text{pre}, \mathcal{I}^{(d)}}^{r_{\text{pre}}}\widetilde{w}^{(i,d)}\|_2^2 \\ &= 2\|\mathbf{Y}_{\text{pre}, \mathcal{I}^{(d)}}^{r_{\text{pre}}}\widehat{w}^{(i,d)} - \mathbb{E}[Y_{\text{pre}, i}]\|_2^2 + 2\|(\mathbb{E}[\mathbf{Y}_{\text{pre}, \mathcal{I}^{(d)}}] - \mathbf{Y}_{\text{pre}, \mathcal{I}^{(d)}}^{r_{\text{pre}}})\widetilde{w}^{(i,d)}\|_2^2, \end{aligned} \quad (\text{S.20})$$

where we have used (S.6). To further upper bound the the second term on the RHS above, we use the following inequality: for any $\mathbf{A} \in \mathbb{R}^{a \times b}$, $v \in \mathbb{R}^b$,

$$\|\mathbf{A}v\|_2 = \left\| \sum_{j=1}^b \mathbf{A}_{\cdot j} v_j \right\|_2 \leq \left(\max_{j \leq b} \|\mathbf{A}_{\cdot j}\|_2 \right) \cdot \left(\sum_{j=1}^b |v_j| \right) = \|\mathbf{A}\|_{2, \infty} \cdot \|v\|_1, \quad (\text{S.21})$$

where $\|\mathbf{A}\|_{2, \infty} = \max_j \|\mathbf{A}_{\cdot j}\|_2$ and $\mathbf{A}_{\cdot j}$ represents the j -th column of \mathbf{A} . Thus,

$$\|(\mathbb{E}[\mathbf{Y}_{\text{pre}, \mathcal{I}^{(d)}}] - \mathbf{Y}_{\text{pre}, \mathcal{I}^{(d)}}^{r_{\text{pre}}})\widetilde{w}^{(i,d)}\|_2^2 \leq \|\mathbb{E}[\mathbf{Y}_{\text{pre}, \mathcal{I}^{(d)}}] - \mathbf{Y}_{\text{pre}, \mathcal{I}^{(d)}}^{r_{\text{pre}}}\|_{2, \infty}^2 \cdot \|\widetilde{w}^{(i,d)}\|_1^2. \quad (\text{S.22})$$

Substituting (S.20) into (S.19) and subsequently using (S.22) implies

$$\|\mathcal{P}_{\widehat{V}_{\text{pre}}}\Delta^{(i,d)}\|_2^2 \leq \frac{2}{\widehat{s}_{r_{\text{pre}}}^2} \left(\|\mathbf{Y}_{\text{pre}, \mathcal{I}^{(d)}}^{r_{\text{pre}}}\widehat{w}^{(i,d)} - \mathbb{E}[Y_{\text{pre}, i}]\|_2^2 + \|\mathbb{E}[\mathbf{Y}_{\text{pre}, \mathcal{I}^{(d)}}] - \mathbf{Y}_{\text{pre}, \mathcal{I}^{(d)}}^{r_{\text{pre}}}\|_{2, \infty}^2 \cdot \|\widetilde{w}^{(i,d)}\|_1^2 \right). \quad (\text{S.23})$$

Next, we bound $\|\mathbf{Y}_{\text{pre}, \mathcal{I}^{(d)}}^{r_{\text{pre}}}\widehat{w}^{(i,d)} - \mathbb{E}[Y_{\text{pre}, i}]\|_2^2$. To this end, observe that

$$\|\mathbf{Y}_{\text{pre}, \mathcal{I}^{(d)}}^{r_{\text{pre}}}\widehat{w}^{(i,d)} - \mathbb{E}[Y_{\text{pre}, i}]\|_2^2 = \|\mathbf{Y}_{\text{pre}, \mathcal{I}^{(d)}}^{r_{\text{pre}}}\widehat{w}^{(i,d)} - \mathbb{E}[Y_{\text{pre}, i}] - \varepsilon_{\text{pre}, i}\|_2^2$$

$$\begin{aligned}
&= \|\mathbf{Y}_{\text{pre}, \mathcal{I}^{(d)}}^{r_{\text{pre}}} \widehat{w}^{(i,d)} - \mathbb{E}[Y_{\text{pre}, i}]\|_2^2 + \|\varepsilon_{\text{pre}, i}\|_2^2 \\
&\quad - 2\langle \mathbf{Y}_{\text{pre}, \mathcal{I}^{(d)}}^{r_{\text{pre}}} \widehat{w}^{(i,d)} - \mathbb{E}[Y_{\text{pre}, i}], \varepsilon_{\text{pre}, i} \rangle.
\end{aligned} \tag{S.24}$$

By the optimality conditions of $\widehat{w}^{(i,d)}$ and (S.6), we have

$$\begin{aligned}
\|\mathbf{Y}_{\text{pre}, \mathcal{I}^{(d)}}^{r_{\text{pre}}} \widehat{w}^{(i,d)} - Y_{\text{pre}, i}\|_2^2 &\leq \|\mathbf{Y}_{\text{pre}, \mathcal{I}^{(d)}}^{r_{\text{pre}}} \widehat{w}^{(i,d)} - Y_{\text{pre}, i}\|_2^2 \\
&= \|\mathbf{Y}_{\text{pre}, \mathcal{I}^{(d)}}^{r_{\text{pre}}} \widehat{w}^{(i,d)} - \mathbb{E}[Y_{\text{pre}, i}] - \varepsilon_{\text{pre}, i}\|_2^2 \\
&= \|\mathbf{Y}_{\text{pre}, \mathcal{I}^{(d)}}^{r_{\text{pre}}} \widehat{w}^{(i,d)} - \mathbb{E}[\mathbf{Y}_{\text{pre}, \mathcal{I}^{(d)}}] \widehat{w}^{(i,d)} - \varepsilon_{\text{pre}, i}\|_2^2 \\
&= \|(\mathbf{Y}_{\text{pre}, \mathcal{I}^{(d)}}^{r_{\text{pre}}} - \mathbb{E}[\mathbf{Y}_{\text{pre}, \mathcal{I}^{(d)}}]) \widehat{w}^{(i,d)}\|_2^2 + \|\varepsilon_{\text{pre}, i}\|_2^2 \\
&\quad - 2\langle \mathbf{Y}_{\text{pre}, \mathcal{I}^{(d)}}^{r_{\text{pre}}} \widehat{w}^{(i,d)} - \mathbb{E}[\mathbf{Y}_{\text{pre}, \mathcal{I}^{(d)}}] \widehat{w}^{(i,d)}, \varepsilon_{\text{pre}, i} \rangle.
\end{aligned} \tag{S.25}$$

From (S.24) and (S.25), we have

$$\begin{aligned}
\|\mathbf{Y}_{\text{pre}, \mathcal{I}^{(d)}}^{r_{\text{pre}}} \widehat{w}^{(i,d)} - \mathbb{E}[Y_{\text{pre}, i}]\|_2^2 &\leq \|(\mathbf{Y}_{\text{pre}, \mathcal{I}^{(d)}}^{r_{\text{pre}}} - \mathbb{E}[\mathbf{Y}_{\text{pre}, \mathcal{I}^{(d)}}]) \widehat{w}^{(i,d)}\|_2^2 + 2\langle \mathbf{Y}_{\text{pre}, \mathcal{I}^{(d)}}^{r_{\text{pre}}} \Delta^{(i,d)}, \varepsilon_{\text{pre}, i} \rangle \\
&\leq \|\mathbf{Y}_{\text{pre}, \mathcal{I}^{(d)}}^{r_{\text{pre}}} - \mathbb{E}[\mathbf{Y}_{\text{pre}, \mathcal{I}^{(d)}}]\|_{2, \infty}^2 \cdot \|\widehat{w}^{(i,d)}\|_1^2 \\
&\quad + 2\langle \mathbf{Y}_{\text{pre}, \mathcal{I}^{(d)}}^{r_{\text{pre}}} \Delta^{(i,d)}, \varepsilon_{\text{pre}, i} \rangle,
\end{aligned} \tag{S.26}$$

where we used (S.21) in the second inequality above. Using (S.23) and (S.26), we obtain

$$\|\mathcal{P}_{\widehat{V}_{\text{pre}}} \Delta^{(i,d)}\|_2^2 \leq \frac{4}{s_{r_{\text{pre}}}^2} \left(\|\mathbf{Y}_{\text{pre}, \mathcal{I}^{(d)}}^{r_{\text{pre}}} - \mathbb{E}[\mathbf{Y}_{\text{pre}, \mathcal{I}^{(d)}}]\|_{2, \infty}^2 \cdot \|\widehat{w}^{(i,d)}\|_1^2 + \langle \mathbf{Y}_{\text{pre}, \mathcal{I}^{(d)}}^{r_{\text{pre}}} \Delta^{(i,d)}, \varepsilon_{\text{pre}, i} \rangle \right). \tag{S.27}$$

We now state two helper lemmas that will help us conclude the proof. The proof of Lemmas 12 and 13 are given in Appendices C.3 and C.4, respectively.

Lemma 12. *Let Assumptions 1, 2, 3, 5, 6, 7 hold. Suppose $k = r_{\text{pre}}$, where k is defined as in (9). Then conditioned on \mathcal{E} , we have*

$$\|\mathbf{Y}_{\text{pre}, \mathcal{I}^{(d)}}^{r_{\text{pre}}} - \mathbb{E}[\mathbf{Y}_{\text{pre}, \mathcal{I}^{(d)}}]\|_{2, \infty} = O_p \left(\frac{\sqrt{r_{\text{pre}} T_0 \log(T_0 N_d)}}{\min\{\sqrt{T_0}, \sqrt{N_d}\}} \right).$$

Lemma 13. *Let Assumptions 1 to 7 hold. Then, given $\mathbf{Y}_{\text{pre}, \mathcal{I}^{(d)}}^{r_{\text{pre}}}$ and conditioned on \mathcal{E} , the following holds with respect to the randomness in $\varepsilon_{\text{pre}, i}$:*

$$\langle \mathbf{Y}_{\text{pre}, \mathcal{I}^{(d)}}^{r_{\text{pre}}} \Delta^{(i,d)}, \varepsilon_{\text{pre}, i} \rangle = O_p \left(r_{\text{pre}} + \sqrt{T_0} + \|\mathbf{Y}_{\text{pre}, \mathcal{I}^{(d)}}^{r_{\text{pre}}} - \mathbb{E}[\mathbf{Y}_{\text{pre}, \mathcal{I}^{(d)}}]\|_{2, \infty} \cdot \|\widehat{w}^{(i,d)}\|_1 \right).$$

Incorporating Lemmas 1, 8, 12, 13, and Assumption 7 into (S.27), we conclude

$$\begin{aligned}
&\mathcal{P}_{\widehat{V}_{\text{pre}}} \Delta^{(i,d)} \\
&= O_p \left(\frac{r_{\text{pre}} \|\widehat{w}^{(i,d)}\|_1 \sqrt{\log(T_0 N_d)}}{\sqrt{N_d} \cdot \min\{\sqrt{T_0}, \sqrt{N_d}\}} + \frac{r_{\text{pre}}}{\sqrt{N_d T_0}} + \frac{\sqrt{r_{\text{pre}}}}{\sqrt{N_d T_0}^{\frac{1}{4}}} + \frac{r_{\text{pre}}^{3/4} \|\widehat{w}^{(i,d)}\|_1^{1/2} \log^{1/4}(T_0 N_d)}{\sqrt{N_d T_0}^{1/4} \min\{T_0^{1/4}, N_d^{1/4}\}} \right) \\
&= O_p \left(\frac{\sqrt{r_{\text{pre}}}}{\sqrt{N_d T_0}^{\frac{1}{4}}} + \frac{r_{\text{pre}}^{3/2} \sqrt{\log(T_0 N_d)}}{\sqrt{N_d} \cdot \min\{\sqrt{T_0}, \sqrt{N_d}\}} \right).
\end{aligned} \tag{S.28}$$

Collecting terms. Combining (S.16) and (S.28), we conclude

$$\begin{aligned}
&\mathcal{P}_{V_{\text{pre}}} \Delta^{(i,d)} \\
&= O_p \left(\frac{\sqrt{r_{\text{pre}}}}{\sqrt{N_d T_0}^{\frac{1}{4}}} + \frac{r_{\text{pre}}^{3/2} \sqrt{\log(T_0 N_d)}}{\sqrt{N_d} \cdot \min\{\sqrt{T_0}, \sqrt{N_d}\}} + \frac{\sqrt{r_{\text{pre}} \log(T_0 N_d)}}{\min\{\sqrt{T_0}, \sqrt{N_d}\}} \left[\frac{r_{\text{pre}}^{3/4}}{T_0^{1/4} N_d^{1/2}} + \frac{r_{\text{pre}}^{3/2}}{\min\{T_0, N_d\}} \right] \right) \\
&= O_p \left(\frac{\sqrt{r_{\text{pre}}}}{\sqrt{N_d T_0}^{\frac{1}{4}}} + \frac{r_{\text{pre}}^{3/2} \sqrt{\log(T_0 N_d)}}{\sqrt{N_d} \cdot \min\{\sqrt{T_0}, \sqrt{N_d}\}} + \frac{r_{\text{pre}}^2 \sqrt{\log(T_0 N_d)}}{\min\{T_0^{3/2}, N_d^{3/2}\}} \right).
\end{aligned}$$

□

C.2 Proof of Lemma 11

We recall the well-known singular subspace perturbation result by [Wed72].

Lemma 14 (Wedin's Theorem [Wed72]). *Given $\mathbf{A}, \mathbf{B} \in \mathbb{R}^{m \times n}$, let $\mathbf{V}, \widehat{\mathbf{V}} \in \mathbb{R}^{n \times n}$ denote their respective right singular vectors. Further, let $\mathbf{V}_k \in \mathbb{R}^{n \times k}$ (respectively, $\widehat{\mathbf{V}}_k \in \mathbb{R}^{n \times k}$) correspond to the truncation of \mathbf{V} (respectively, $\widehat{\mathbf{V}}$), respectively, that retains the columns corresponding to the top k singular values of \mathbf{A} (respectively, \mathbf{B}). Let s_i represent the i -th singular value of \mathbf{A} . Then,*

$$\|\mathcal{P}_{\mathbf{V}_k} - \mathcal{P}_{\widehat{\mathbf{V}}_k}\|_{\text{op}} \leq \frac{2\|\mathbf{A} - \mathbf{B}\|_{\text{op}}}{s_k - s_{k+1}}.$$

Proof. Recall that $\widehat{\mathbf{V}}_{\text{pre}}$ is formed by the top r_{pre} right singular vectors of $\mathbf{Y}_{\text{pre}, \mathcal{I}^{(d)}}$ and \mathbf{V}_{pre} is formed by the top r_{pre} singular vectors of $\mathbb{E}[\mathbf{Y}_{\text{pre}, \mathcal{I}^{(d)}}]$. Therefore, Lemma 14 gives

$$\|\mathcal{P}_{\widehat{\mathbf{V}}_{\text{pre}}} - \mathcal{P}_{\mathbf{V}_{\text{pre}}}\|_{\text{op}} \leq \frac{2\|\mathbf{Y}_{\text{pre}, \mathcal{I}^{(d)}} - \mathbb{E}[\mathbf{Y}_{\text{pre}, \mathcal{I}^{(d)}}]\|_{\text{op}}}{s_{r_{\text{pre}}}},$$

where we used $\text{rank}(\mathbb{E}[\mathbf{Y}_{\text{pre}, \mathcal{I}^{(d)}}]) = r_{\text{pre}}$ and hence $s_{r_{\text{pre}}+1} = 0$. By Assumption 5 and Lemma 3, we can further bound the inequality above. In particular, for any $\zeta > 0$, we have w.p. at least $1 - 2\exp(-\zeta^2)$,

$$\|\mathcal{P}_{\widehat{\mathbf{V}}_{\text{pre}}} - \mathcal{P}_{\mathbf{V}_{\text{pre}}}\|_{\text{op}} \leq \frac{C\sigma(\sqrt{T_0} + \sqrt{N_d} + \zeta)}{s_{r_{\text{pre}}}},$$

where $C > 0$ is an absolute constant. □

C.3 Proof of Lemma 12

We first re-state Lemma 7.2 of [ASS23].

Lemma 15 (Lemma 7.2 of [ASS23]). *Let the setup of Lemma 12 hold. Then w.p. at least $1 - O(1/(T_0 N_d)^{10})$,*

$$\begin{aligned} & \|\mathbb{E}[\mathbf{Y}_{\text{pre}, \mathcal{I}^{(d)}}] - \mathbf{Y}_{\text{pre}, \mathcal{I}^{(d)}}^{r_{\text{pre}}}\|_{2, \infty}^2 \\ & \leq C(\sigma) \left\{ \frac{(T_0 + N_d) \cdot (T_0 + \sqrt{T_0} \log(T_0 N_d))}{s_{r_{\text{pre}}}^2} + r_{\text{pre}} + \sqrt{r_{\text{pre}}} \log(T_0 N_d) \right\} + \frac{\log(T_0 N_d)}{N_d}, \end{aligned} \quad (\text{S.29})$$

where $C(\sigma)$ is a constant that only depends on σ .

Proof. We adapt the notation in [ASS23] to that used in this paper. In particular, $\mathbf{X} = \mathbb{E}[\mathbf{Y}_{\text{pre}, \mathcal{I}^{(d)}}]$, $\widetilde{\mathbf{Z}}^r = \mathbf{Y}_{\text{pre}, \mathcal{I}^{(d)}}^{r_{\text{pre}}}$, where $\mathbf{X}, \widetilde{\mathbf{Z}}^r$ are the notations used in [ASS23] with $r = r_{\text{pre}}$.

Next, we simplify (S.29) using Assumption 7. W.p. at least $1 - O(1/(T_0 N_d)^{10})$, we have

$$\|\mathbb{E}[\mathbf{Y}_{\text{pre}, \mathcal{I}^{(d)}}] - \mathbf{Y}_{\text{pre}, \mathcal{I}^{(d)}}^{r_{\text{pre}}}\|_{2, \infty}^2 \leq C(\sigma) \left(\frac{r_{\text{pre}} T_0 \log(T_0 N_d)}{\min\{T_0, N_d\}} \right).$$

This concludes the proof of Lemma 12. □

C.4 Proof of Lemma 13

Throughout this proof, $C, c > 0$ will denote absolute constants, which can change from line to line or even within a line.

Proof. Recall $\widehat{w}^{(i, d)} = \widehat{\mathbf{V}}_{\text{pre}} \widehat{\mathbf{S}}_{\text{pre}}^{-1} \widehat{\mathbf{U}}_{\text{pre}}^\top \mathbf{Y}_{\text{pre}, i}$ and $Y_{\text{pre}, i} = \mathbb{E}[\mathbf{Y}_{\text{pre}, i}] + \varepsilon_{\text{pre}, i}$. Thus,

$$\mathbf{Y}_{\text{pre}, \mathcal{I}^{(d)}}^{r_{\text{pre}}} \widehat{w}^{(i, d)} = \widehat{\mathbf{U}}_{\text{pre}} \widehat{\mathbf{S}}_{\text{pre}} \widehat{\mathbf{V}}_{\text{pre}}^\top \widehat{\mathbf{V}}_{\text{pre}} \widehat{\mathbf{S}}_{\text{pre}}^{-1} \widehat{\mathbf{U}}_{\text{pre}}^\top \mathbf{Y}_{\text{pre}, i} = \mathcal{P}_{\widehat{\mathbf{U}}_{\text{pre}}} \mathbb{E}[\mathbf{Y}_{\text{pre}, i}] + \mathcal{P}_{\widehat{\mathbf{U}}_{\text{pre}}} \varepsilon_{\text{pre}, i}.$$

We then obtain

$$\begin{aligned} \langle \mathbf{Y}_{\text{pre}, \mathcal{I}^{(d)}}^{r_{\text{pre}}} (\widehat{w}^{(i,d)} - \widetilde{w}^{(i,d)}), \varepsilon_{\text{pre}, i} \rangle &= \langle \mathcal{P}_{\widehat{U}_{\text{pre}}} \mathbb{E}[Y_{\text{pre}, i}], \varepsilon_{\text{pre}, i} \rangle + \langle \mathcal{P}_{\widehat{U}_{\text{pre}}} \varepsilon_{\text{pre}, i}, \varepsilon_{\text{pre}, i} \rangle \\ &\quad - \langle \widehat{U}_{\text{pre}} \widehat{\mathbf{S}}_{\text{pre}} \widehat{\mathbf{V}}_{\text{pre}}^\top \widetilde{w}^{(i,d)}, \varepsilon_{\text{pre}, i} \rangle. \end{aligned} \quad (\text{S.30})$$

Note that $\varepsilon_{\text{pre}, i}$ is independent of $\mathbf{Y}_{\text{pre}, \mathcal{I}^{(d)}}$, and thus also independent of $\widehat{U}_{\text{pre}}, \mathbf{Y}_{\text{pre}, \mathcal{I}^{(d)}}^{r_{\text{pre}}}$. Therefore,

$$\mathbb{E} \left[\langle \mathcal{P}_{\widehat{U}_{\text{pre}}} \mathbb{E}[Y_{\text{pre}, i}], \varepsilon_{\text{pre}, i} \rangle \right] = 0, \quad (\text{S.31})$$

$$\mathbb{E} \left[\langle \widehat{U}_{\text{pre}} \widehat{\mathbf{S}}_{\text{pre}} \widehat{\mathbf{V}}_{\text{pre}}^\top \widetilde{w}^{(i,d)}, \varepsilon_{\text{pre}, i} \rangle \right] = 0 \quad (\text{S.32})$$

Moreover, using the cyclic property of the trace operator, we obtain

$$\begin{aligned} \mathbb{E} \left[\langle \mathcal{P}_{\widehat{U}_{\text{pre}}} \varepsilon_{\text{pre}, i}, \varepsilon_{\text{pre}, i} \rangle \right] &= \mathbb{E} \left[\varepsilon_{\text{pre}, i}^\top \mathcal{P}_{\widehat{U}_{\text{pre}}} \varepsilon_{\text{pre}, i} \right] = \mathbb{E} \left[\text{tr} \left(\varepsilon_{\text{pre}, i}^\top \mathcal{P}_{\widehat{U}_{\text{pre}}} \varepsilon_{\text{pre}, i} \right) \right] \\ &= \text{tr} \left(\mathbb{E} \left[\varepsilon_{\text{pre}, i} \varepsilon_{\text{pre}, i}^\top \right] \mathcal{P}_{\widehat{U}_{\text{pre}}} \right) = \text{tr} \left(\sigma^2 \mathcal{P}_{\widehat{U}_{\text{pre}}} \right) \\ &= \sigma^2 \cdot r_{\text{pre}}. \end{aligned}$$

Accordingly, we have

$$\mathbb{E} \left[\langle \mathbf{Y}_{\text{pre}, \mathcal{I}^{(d)}}^{r_{\text{pre}}} \Delta^{(i,d)}, \varepsilon_{\text{pre}, i} \rangle \right] = \sigma^2 \cdot r_{\text{pre}}. \quad (\text{S.33})$$

Next, to obtain high probability bounds for the inner product term, we use the following lemmas, the proofs of which can be found in [ASS23, Appendix D].

Lemma 16 (Modified Hoeffding's Lemma). *Let $X \in \mathbb{R}^n$ be r.v. with independent mean-zero sub-Gaussian random coordinates with $\|X_i\|_{\psi_2} \leq K$. Let $a \in \mathbb{R}^n$ be another random vector that satisfies $\|a\|_2 \leq b$ for some constant $b \geq 0$. Then for any $\zeta \geq 0$, $\mathbb{P} \left(\left| \sum_{i=1}^n a_i X_i \right| \geq \zeta \right) \leq 2 \exp \left(-\frac{c\zeta^2}{K^2 b^2} \right)$, where $c > 0$ is a universal constant.*

Lemma 17 (Modified Hanson-Wright Inequality). *Let $X \in \mathbb{R}^n$ be a r.v. with independent mean-zero sub-Gaussian coordinates with $\|X_i\|_{\psi_2} \leq K$. Let $\mathbf{A} \in \mathbb{R}^{n \times n}$ be a random matrix satisfying $\|\mathbf{A}\|_{\text{op}} \leq a$ and $\|\mathbf{A}\|_F^2 \leq b$ for some $a, b \geq 0$. Then for any $\zeta \geq 0$,*

$$\mathbb{P} \left(|X^\top \mathbf{A} X - \mathbb{E}[X^\top \mathbf{A} X]| \geq \zeta \right) \leq 2 \exp \left\{ -c \min \left(\frac{\zeta^2}{K^4 b}, \frac{\zeta}{K^2 a} \right) \right\}.$$

Using Lemma 16 and (S.31), and Assumptions 2 and 5, it follows that for any $\zeta > 0$

$$\mathbb{P} \left(\langle \mathcal{P}_{\widehat{U}_{\text{pre}}} \mathbb{E}[Y_{\text{pre}, i}], \varepsilon_{\text{pre}, i} \rangle \geq \zeta \right) \leq \exp \left(-\frac{c\zeta^2}{T_0 \sigma^2} \right). \quad (\text{S.34})$$

Note that the above also uses $\|\mathcal{P}_{\widehat{U}_{\text{pre}}} \mathbb{E}[Y_{\text{pre}, i}]\|_2 \leq \|\mathbb{E}[Y_{\text{pre}, i}]\|_2 \leq \sqrt{T_0}$, which follows from the fact that $\|\mathcal{P}_{\widehat{U}_{\text{pre}}}\|_{\text{op}} \leq 1$ and Assumption 6. Further, (S.34) implies

$$\langle \mathcal{P}_{\widehat{U}_{\text{pre}}} \mathbb{E}[Y_{\text{pre}, i}], \varepsilon_{\text{pre}, i} \rangle = O_p \left(\sqrt{T_0} \right). \quad (\text{S.35})$$

Similarly, using (S.32), we have for any $\zeta > 0$

$$\begin{aligned} &\mathbb{P} \left(\langle \widehat{U}_{\text{pre}} \widehat{\mathbf{S}}_{\text{pre}} \widehat{\mathbf{V}}_{\text{pre}}^\top \widetilde{w}^{(i,d)}, \varepsilon_{\text{pre}, i} \rangle \geq \zeta \right) \\ &\leq \exp \left\{ -\frac{c\zeta^2}{\sigma^2 (T_0 + \|\mathbf{Y}_{\text{pre}, \mathcal{I}^{(d)}}^{r_{\text{pre}}}\|_{2, \infty}^2 - \|\mathbb{E}[\mathbf{Y}_{\text{pre}, \mathcal{I}^{(d)}}]\|_{2, \infty}^2) \cdot \|\widetilde{w}^{(i,d)}\|_1^2} \right\}, \end{aligned} \quad (\text{S.36})$$

where we use the fact that

$$\begin{aligned}
\|\widehat{\mathbf{U}}_{\text{pre}}\widehat{\mathbf{S}}_{\text{pre}}\widehat{\mathbf{V}}_{\text{pre}}^\top\widetilde{w}^{(i,d)}\|_2 &= \|\mathbf{Y}_{\text{pre},\mathcal{I}^{(d)}}^{r_{\text{pre}}} \widetilde{w}^{(i,d)} \pm \mathbb{E}[\mathbf{Y}_{\text{pre},i}]\|_2 \\
&= \|(\mathbf{Y}_{\text{pre},\mathcal{I}^{(d)}}^{r_{\text{pre}}} - \mathbb{E}[\mathbf{Y}_{\text{pre},\mathcal{I}^{(d)}}])\widetilde{w}^{(i,d)} + \mathbb{E}[\mathbf{Y}_{\text{pre},i}]\|_2 \\
&\leq \|(\mathbf{Y}_{\text{pre},\mathcal{I}^{(d)}}^{r_{\text{pre}}} - \mathbb{E}[\mathbf{Y}_{\text{pre},\mathcal{I}^{(d)}}])\widetilde{w}^{(i,d)}\|_2 + \|\mathbb{E}[\mathbf{Y}_{\text{pre},i}]\|_2 \\
&\leq \|\mathbf{Y}_{\text{pre},\mathcal{I}^{(d)}}^{r_{\text{pre}}} - \mathbb{E}[\mathbf{Y}_{\text{pre},\mathcal{I}^{(d)}}]\|_{2,\infty} \cdot \|\widetilde{w}^{(i,d)}\|_1 + \sqrt{T_0}.
\end{aligned}$$

In the inequalities above, we use $\mathbb{E}[\mathbf{Y}_{\text{pre},\mathcal{I}^{(d)}}] \cdot \widetilde{w}^{(i,d)} = \mathbb{E}[\mathbf{Y}_{\text{pre},\mathcal{I}^{(d)}}] \cdot w^{(i,d)} = \mathbb{E}[\mathbf{Y}_{\text{pre},i}]$, which follows from (S.4) and (S.21). Then, (S.36) implies

$$\langle \widehat{\mathbf{U}}_{\text{pre}}\widehat{\mathbf{S}}_{\text{pre}}\widehat{\mathbf{V}}_{\text{pre}}^\top\widetilde{w}^{(i,d)}, \varepsilon_{\text{pre},i} \rangle = O_p \left(\|\mathbf{Y}_{\text{pre},\mathcal{I}^{(d)}}^{r_{\text{pre}}} - \mathbb{E}[\mathbf{Y}_{\text{pre},\mathcal{I}^{(d)}}]\|_{2,\infty} \cdot \|\widetilde{w}^{(i,d)}\|_1 + \sqrt{T_0} \right) \quad (\text{S.37})$$

Finally, using Lemma 17, (S.33), Assumptions 2 and 5, we have for any $\zeta > 0$

$$\mathbb{P} \left(\langle \mathcal{P}_{\widehat{\mathbf{U}}_{\text{pre}}} \varepsilon_{\text{pre},i}, \varepsilon_{\text{pre},i} \rangle \geq \sigma^2 r_{\text{pre}} + \zeta \right) \leq \exp \left\{ -c \min \left(\frac{\zeta^2}{\sigma^4 r_{\text{pre}}}, \frac{\zeta}{\sigma^2} \right) \right\}, \quad (\text{S.38})$$

where we have used $\|\mathcal{P}_{\widehat{\mathbf{U}}_{\text{pre}}}\|_{\text{op}} \leq 1$ and $\|\mathcal{P}_{\widehat{\mathbf{U}}_{\text{pre}}}\|_F^2 = r_{\text{pre}}$. Then, (S.38) implies

$$\langle \mathcal{P}_{\widehat{\mathbf{U}}_{\text{pre}}} \varepsilon_{\text{pre},i}, \varepsilon_{\text{pre},i} \rangle = O_p(r_{\text{pre}}). \quad (\text{S.39})$$

From (S.30), (S.35), (S.37), and (S.39), we arrive at our desired result. \square

D Smooth Non-linear Latent Variable Models

We expound on Remark 1. Specifically, we show that sufficiently continuous non-linear latent variable models (LVMs) are arbitrarily well-approximated by linear factor models of appropriate dimension as N, T grow. In this sense, the factor model in Assumption 2 serves as a good approximation for non-linear LVMs when we have many units and time periods.

D.1 Definitions

We first precisely define the notion of sufficiently continuous.

Definition 1 (Hölder continuity). The Hölder class $\mathcal{H}(q, S, C_H)$ on $[0, 1]^q$ is the set of functions $h : [0, 1]^q \rightarrow \mathbb{R}$ whose partial derivatives satisfy

$$\sum_{s:|s|=|S|} \frac{1}{s!} |\nabla_s h(\mu) - \nabla_s h(\mu')| \leq C_H \|\mu - \mu'\|_{\max}^{S-|S|}, \quad \forall \mu, \mu' \in [0, 1]^q,$$

where $|S|$ denotes the largest integer strictly smaller than S . Here, $s = (s_1, \dots, s_q)$ is a multi-index with $s_\ell \in \mathbb{N}$, $|s| = \sum_{\ell=1}^q s_\ell$, and $\nabla_s h(\cdot) = \frac{\partial^{s_1} \dots \partial^{s_q}}{\partial \mu_1 \dots \partial \mu_q} h(\cdot)$.

Next, we define “smooth” non-linear LVMs as follows.

Definition 2 (“Smooth” non-linear LVMs). The potential outcomes are said to satisfy a smooth non-linear factor model if (i) $\mathbb{E}[Y_{ti}^{(d)}] = f(\rho_t^{(d)}, \phi_i)$, where $f : [0, 1]^{2q} \rightarrow \mathbb{R}$, and $\phi_i, \rho_t^{(d)} \in [0, 1]^q$; (ii) $f(\rho_t^{(d)}, \cdot) \in \mathcal{H}(q, S, C_H)$ for all $t, d \in [T] \times [D]_0$.

Intuitively, Definition 2 states that for a pair of units (i_1, i_2) , we have $\mathbb{E}[Y_{ti_1}^{(d)}] \approx \mathbb{E}[Y_{ti_2}^{(d)}]$ for all (t, d) if $\phi_{i_1} \approx \phi_{i_2}$. The dimension q of the latent variables $(\phi_i, \rho_t^{(d)})$ encodes the complexity of representing the various characteristics of units, time, and treatments that affect the potential outcomes. Note that a linear factor model is a special case of a non-linear LVM where $f(\rho_t^{(d)}, \phi_i) = \langle \rho_t^{(d)}, \phi_i \rangle$. Such a model satisfies Definition 1 for all $S \in \mathbb{N}$ and $C_H = C$, for some absolute finite, positive constant C .

D.2 Formal Result

Proposition 1 establishes that linear factor models of appropriate dimension also provide a good approximation for non-linear LVMs.

Proposition 1 ([ASS23, Xu18]). *Suppose the potential outcomes satisfy Definition 1 for some fixed $\mathcal{H}(q, S, C_H)$. Then for any $\delta > 0$, there exists latent variables $u_t^{(d)}, v_i \in \mathbb{R}^r$ such that for all (t, i, d) , we have $|\mathbb{E}[Y_{ti}^{(d)}] - \sum_{\ell=1}^r u_{t\ell}^{(d)} v_{i\ell}| \leq \Delta_E$, where $r \leq C \cdot \delta^{-q}$ and $\Delta_E \leq C_H \cdot \delta^S$; here, C is allowed to depend on (q, S) .*

By choosing $\delta = \min\{N, T\}^{-c/q}$ for $c \in (0, 1)$, Proposition 1 implies that $\Delta_E \rightarrow 0$ as N, T grow and $r \ll \min\{N, T\}$. From this, we identify that linear latent factor models of appropriate dimension serve as a good approximation for non-linear LVMs as N, T grow.

Further, we note that Hölder continuous functions are closed under composition. For example, if $\mathbb{E}[Y_{ti}^{(d)}]$ satisfies Definition 1, then $\log(\mathbb{E}[Y_{ti}^{(d)}])$ also satisfies it as $\log(\cdot)$ is an analytic function. In contrast, a two-way fixed effects model, which is the canonical model for methods such as Difference-in-Differences, is of the form

$$\mathbb{E}[Y_{ti}^{(d)}] = u_t^{(d)} + v_i. \quad (\text{S.40})$$

This is not robust to the choice of parameterization, e.g., if (S.40) holds for $\mathbb{E}[Y_{ti}^{(d)}]$ then it is not guaranteed to hold for $\log(\mathbb{E}[Y_{ti}^{(d)}])$.

E Incorporating Covariates

In this section, we discuss how meaningful unit-level covariates can help improve estimation. Let $\mathbf{X} = [X_{ki}] \in \mathbb{R}^{K \times N}$ denote the matrix of covariates across units, i.e., X_{ki} denotes the k -th descriptor (or feature) of unit i .

E.1 Assumptions

One approach towards incorporating covariates into the SI estimator described in Section 3, is to impose the following structure on \mathbf{X} .

Assumption 9 (Covariate structure). *For any $k \in [K]$ and $i \in [N]$, let $X_{ki} = \langle \varphi_k, v_i \rangle + \zeta_{ki}$. Here, $\varphi_k \in \mathbb{R}^r$ represents a latent factor specific to descriptor k , $v_i \in \mathbb{R}^r$ is the unit latent factor as defined in (3), and $\zeta_{ki} \in \mathbb{R}$ is a mean zero measurement noise specific to descriptor k and unit i .*

The key structure of Assumption 9 is that the covariates X_{ki} share the same latent unit factors, v_i , as the potential outcomes $Y_{tn}^{(d)}$. Thus, given a target unit i and subgroup $\mathcal{I}^{(d)}$, this allows us to express unit i 's covariates as a linear combination of the covariates associated with units within $\mathcal{I}^{(d)}$ via the *same* linear model that describes the relationship between their respective potential outcomes (formalized in Proposition 2 below). One notable flexibility of our covariate model is that the observations of covariates can be *noisy* due to the presence of measurement noise ζ_{ki} .

Proposition 2. *Given (i, d) , let Assumptions 4 and 9 hold. Then, conditioned on $\mathcal{E}_\varphi = \mathcal{E} \cup \{\varphi_k : k \in [K]\}$, we have for all k ,*

$$\mathbb{E}[X_{ki} | \mathcal{E}_\varphi] = \sum_{j \in \mathcal{I}^{(d)}} w_j^{(i,d)} \cdot \mathbb{E}[X_{kj} | \mathcal{E}_\varphi],$$

where $w^{(i,d)}$ defined as in Assumption 4.

Proof. Plugging Assumption 4 into Assumption 9 completes the proof. □

E.2 Description of Estimator with Covariates

Proposition 2 suggests a natural modification to step (i) of the SI estimator. Similar to the estimation procedure of [ADH10], we propose to append the covariates to the pre-treatment outcomes. Formally, let $X_i = [X_{ki}] \in \mathbb{R}^K$ denote the vector of covariates associated with the unit i ; analogously, let $\mathbf{X}_{\mathcal{I}^{(d)}} = [X_{kj} : j \in \mathcal{I}^{(d)}] \in \mathbb{R}^{K \times N_d}$ denote the matrix of covariates for the units in $\mathcal{I}^{(d)}$. Define $Z_i = [Y_{\text{pre},i}^\top, X_i^\top]^\top \in \mathbb{R}^{T_0+K}$ and $\mathbf{Z}_{\mathcal{I}^{(d)}} = [\mathbf{Y}_{\text{pre},\mathcal{I}^{(d)}}^\top, \mathbf{X}_{\mathcal{I}^{(d)}}^\top]^\top \in \mathbb{R}^{(T_0+K) \times N_d}$ as the concatenation of pre-treatment outcomes and covariates for unit i and subgroup $\mathcal{I}^{(d)}$, respectively. The SI estimator then proceeds by learning $\widehat{w}^{(i,d)}$ from $(Z_i, \mathbf{Z}_{\mathcal{I}^{(d)}})$ and continues with step (ii) as described in Section 3.1.

E.3 Theoretical Implications

Consider the SI-PCR estimator with covariates. Then, it can be verified that Theorem 2 continues to hold with T_0 replaced with $T_0 + K$. Therefore, adding covariates into the model-learning stage augments the data size, which can improve the estimation rates.

F Causal Inference and Tensor Completion

We elaborate on our connection between causal inference and tensor completion. Recall Assumption 1, which connects our observed tensor, \mathbf{Y} , with the underlying potential outcomes tensor, \mathbf{Y}^* . As elucidated in Section 2.1, the fundamental task in causal inference of estimating unobserved potential outcomes can be achieved through tensor completion. Thus, as suggested by Figure 1b, different observational and experimental studies can be equivalently posed as tensor completion under different sparsity patterns.

F.1 Tensor Factor Models and Algorithm Design

Recall that the factorization given by (3) in Assumption 2 is implied by the factorization assumed by a low-rank tensor given by (2). In particular, Assumption 2 does not require the additional factorization of the time-treatment factor $u_t^{(d)}$ as $u_t \circ \lambda_d$, where \circ denotes the entry-wise Hadamard product. Hence, we ask whether it is feasible to design estimators that exploit an implicit factorization of $u_t^{(d)} = u_t \circ \lambda_d$.

Indeed, a recent follow-up work of [SSA+22] finds that a variant of SI that regresses across treatments as opposed to units leads to better empirical results in the setting of single cell therapies. At the same time, [SY19] directly exploits the tensor factor structure in (2) to provide max-norm error bounds for tensor completion under a missing completely at random (MCAR) setting. We leave as an open question whether one can exploit the latent factor structure in (2) over that in Assumption 2 to operate under less stringent causal assumptions or data requirements and/or identify and estimate different causal estimands.

F.2 A New Tensor Completion Toolkit for Causal Inference

The tensor completion problem provides an expressive formal framework for a large number of emerging applications. In particular, this literature quantifies the number of samples required and the computational complexity of different estimators to achieve theoretical guarantees for a given error metric (e.g., Frobenius-norm error over the entire tensor). Indeed, this trade-off is of central importance in the emerging sub-discipline at the interface of computer science, statistics, and machine learning. Given our preceding discussions connecting causal inference with tensor completion, a natural question to ask is whether we can apply the current toolkit of tensor completion methods to understand statistical and computational trade-offs in causal inference.

We believe a direct transfer of tensor completion techniques and analyses to causal inference problems is not immediately possible in general for a couple of reasons. First, most tensor completion results assume MCAR entries. As seen in Figure 1b, causal inference settings often induce missing not at random (MNAR) sparsity patterns. Second, typical tensor completion results hold for the Frobenius-norm error across the entire tensor. By contrast, a variety of meaningful causal estimands require more refined error metrics over subsets of the tensor.

Hence, we pose two important and related open questions: (i) what block sparsity patterns and structural assumptions on the potential outcomes tensor allow for faithful recovery with respect to a meaningful error metric for causal inference, and (ii) if recovery is possible, what are the fundamental statistical and computational trade-offs that are achievable? An answer to these questions can aid in bridging causal inference with tensor completion, as well as computer science and machine learning more broadly.

G Inference

G.1 Asymptotic Normality

We show how asymptotic normality can be established under our operating assumptions.

Theorem 3. *Given (i, d) , let the setup of Theorem 2 hold. Let $\tilde{w}^{(i,d)}$ be defined as in (S.2) and suppose we condition on \mathcal{E} . Let the following conditions hold: (i) $T_0, N_d, T_1 \rightarrow \infty$, (ii)*

$$\frac{r_{\text{pre}}^{3/2} \sqrt{\log(T_0 N_d)}}{\|\tilde{w}^{(i,d)}\|_2 \cdot \min\{T_0, N_d, T_0^{1/4} N_d^{1/2}\}} = o(1), \quad (\text{S.41})$$

and (iii)

$$\frac{1}{\sqrt{T_1} \|\tilde{w}^{(i,d)}\|_2} \sum_{t > T_0} \left\langle \mathbb{E}[Y_{t, \mathcal{I}^{(d)}}], \mathbf{V}_{\text{pre}} \mathbf{V}_{\text{pre}}^\top \left(\hat{w}^{(i,d)} - \tilde{w}^{(i,d)} \right) \right\rangle = o_p(1), \quad (\text{S.42})$$

where $\hat{w}^{(i,d)}$ is given by (7). Then, we have

$$\frac{\sqrt{T_1}}{\sigma \|\tilde{w}^{(i,d)}\|_2} \left(\hat{\theta}_i^{(d)} - \theta_i^{(d)} \right) \xrightarrow{d} \mathcal{N}(0, 1). \quad (\text{S.43})$$

Here, $O_p(\cdot)$ is defined with respect to the sequence $\min\{N_d, T_0\}$.

A few remarks are in order. First, as opposed to Theorem 2 that establishes consistency under a fixed T_1 , Theorem 3 proves asymptotic normality with a growing T_1 . Second, we note that (S.41) can be equivalently stated as

$$\|\tilde{w}^{(i,d)}\|_2 \gg \left((r_{\text{pre}}^{3/2} \sqrt{\log(T_0 N_d)}) / \min\{T_0, N_d, T_0^{1/4} N_d^{1/2}\} \right),$$

i.e., we require the ℓ_2 -norm of $\tilde{w}^{(i,d)}$ to be sufficiently large. Next, for (S.42) to hold, we require that the estimation error between $\hat{w}^{(i,d)}$ and $\tilde{w}^{(i,d)}$, projected onto the rowspace of $\mathbb{E}[\mathbf{Y}_{\text{pre}, \mathcal{I}^{(d)}} | \mathcal{E}]$, to be vanishing sufficiently quickly. Finally, by (S.43), we see that any formulation of the SI estimator in which (S.41) and (S.42) simultaneously hold leads to an estimate that is asymptotically normal around the causal estimand. In light of this, we describe one such formulation.

G.2 Modified SI-PCR Estimator

We present a slight modification to the SI-PCR estimator and show that this strategy obeys our desired condition in (S.42).

G.2.1 Description of Estimator

Recall the notation set in Section 3. At a high-level, the modified estimator proceeds in the exact same manner as described in Section 3.1 with one change to (9) of step (i).

Let $\mathbf{Y}_{\text{pre}, \mathcal{I}^{(d)}}^k = \sum_{\ell=1}^k \hat{s}_\ell \hat{u}_\ell \hat{v}_\ell^\top$ denote the rank- k -approximation of $\mathbf{Y}_{\text{pre}, \mathcal{I}^{(d)}}$. We then construct a sub-sampled matrix that retains the columns of $\mathbf{Y}_{\text{pre}, \mathcal{I}^{(d)}}^k$ within an index set $\Omega \subset \mathcal{I}^{(d)}$. We denote the resulting matrix as $\mathbf{Y}_{\text{pre}, \mathcal{I}^{(d)}}^{(k, \Omega)} \in \mathbb{R}^{T_0 \times |\Omega|}$. Next, we replace (9) with

$$\hat{w}^{(i,d, \Omega)} = \left(\mathbf{Y}_{\text{pre}, \mathcal{I}^{(d)}}^{(k, \Omega)} \right)^\dagger Y_{\text{pre}, i} \in \mathbb{R}^{|\Omega|}. \quad (\text{S.44})$$

The estimation strategy continues as per step (ii) of Section 3.1 with $\hat{w}^{(i,d, \Omega)}$ and $\mathbf{Y}_{\text{post}, \mathcal{I}^{(d)}}^\Omega \in \mathbb{R}^{T_1 \times |\Omega|}$, which is defined as the sub-matrix of $\mathbf{Y}_{\text{post}, \mathcal{I}^{(d)}}$ that retains the columns within Ω .

G.2.2 Theoretical Implications

Let $\mathbf{V}_{\mathcal{I}^{(d)}} = [v_j : j \in \mathcal{I}^{(d)}] \in \mathbb{R}^{N_d \times r}$. We define $\mathbf{V}_{\mathcal{I}^{(d)}}^\Omega \in \mathbb{R}^{|\Omega| \times r}$ as the sub-sampled matrix that retains the rows of $\mathbf{V}_{\mathcal{I}^{(d)}}$ within Ω . To adapt the results in Section 4 to our new setting, note that if Ω is chosen such that $\text{span}(\{v_j : j \in \Omega\})$ is an r_{pre} -dimensional subspace of \mathbb{R}^{N_d} (i.e., $\text{rank}(\mathbf{V}_{\mathcal{I}^{(d)}}^\Omega) = r_{\text{pre}}$), then there exists a $w^{(i,d,\Omega)} \in \mathbb{R}^{|\Omega|}$ such that

$$v_i = \mathbf{V}_{\mathcal{I}^{(d)}}^\top \cdot w_j^{(i,d)} = (\mathbf{V}_{\mathcal{I}^{(d)}}^\Omega)^\top \cdot w_j^{(i,d,\Omega)}, \quad (\text{S.45})$$

where $w^{(i,d)} \in \mathbb{R}^{N_d}$ is defined as in Assumption 4 (and Theorem 1).

Intuitively, our modified strategy anchors on the concept that only r_{pre} donors are needed to recreate our target unit i since $\mathbf{V}_{\mathcal{I}^{(d)}}$ has rank r_{pre} ; hence, it suffices to use a subset of donors defined over Ω rather than utilizing all N_d donor units, provided Ω is chosen such that (S.45) holds. With this intuition, we are now ready to present the main result of this section. Below, let $\mathbf{M}_{\text{pre},\mathcal{I}^{(d)}} = \mathbb{E}[\mathbf{Y}_{\text{pre},\mathcal{I}^{(d)}} | \mathcal{E}]$ and define $\mathbf{M}_{\text{pre},\mathcal{I}^{(d)}}^\Omega \in \mathbb{R}^{T_0 \times |\Omega|}$ as the sub-sampled matrix that retains the columns of $\mathbf{M}_{\text{pre},\mathcal{I}^{(d)}}$ within Ω .

Lemma 18. *Given (i, d) , let Assumptions 1 to 8 hold. Consider the modified SI-PCR estimator with $\hat{w}^{(i,d,\Omega)}$ and $w^{(i,d,\Omega)}$ as defined as in (S.44) and (S.45), respectively. Suppose k and Ω are chosen such that for appropriate constant C , we have*

- (i) $k = r_{\text{pre}} = \text{rank}(\mathbf{M}_{\text{pre},\mathcal{I}^{(d)}})$,
- (ii) $|\Omega| = r_{\text{pre}}$ with $\text{rank}(\mathbf{Y}_{\text{pre},\mathcal{I}^{(d)}}^{(r_{\text{pre}},\Omega)}) = r_{\text{pre}}$ and $\text{rank}(\mathbf{M}_{\text{pre},\mathcal{I}^{(d)}}^\Omega) = r_{\text{pre}}$,
- (iii) Assumption 7 holds with respect to $\mathbf{M}_{\text{pre},\mathcal{I}^{(d)}}^\Omega$ and $s_{r_{\text{pre}}}^\Omega \geq C\sigma\sqrt{T_0}$,
- (iv) $N_d < T_0$,
- (v) $\|w^{(i,d,\Omega)}\|_2 \geq Cr_{\text{pre}}^{-1/2}$,
- (vi) $r_{\text{pre}}^2 = o\left(\frac{\min\{T_0, N_d, T_0^{1/4}N_d^{1/2}\}}{\sqrt{\log(T_0N_d)}}\right)$,
- (vii) $T_1 = o\left(\min\left\{\frac{N_d}{\log(T_0N_d)r_{\text{pre}}^4}, \frac{T_0^{1/2}}{r_{\text{pre}}}\right\}\right)$.

Then conditioned on \mathcal{E} and Ω , we have

$$\frac{r_{\text{pre}}^{3/2} \sqrt{\log(T_0N_d)}}{\|w^{(i,d,\Omega)}\|_2 \cdot \min\{T_0, N_d, T_0^{1/4}N_d^{1/2}\}} = o(1), \quad (\text{S.46})$$

and

$$\frac{1}{\sqrt{T_1} \|w^{(i,d,\Omega)}\|_2} \sum_{t>T_0} \left\langle \mathbb{E}[Y_{t,\mathcal{I}^{(d)}}^\Omega], \left(\mathbf{M}_{\text{pre},\mathcal{I}^{(d)}}^\Omega\right)^\dagger \mathbf{M}_{\text{pre},\mathcal{I}^{(d)}}^\Omega \left(\hat{w}^{(i,d,\Omega)} - w^{(i,d,\Omega)}\right) \right\rangle = o_p(1), \quad (\text{S.47})$$

where $\mathbb{E}[Y_{t,\mathcal{I}^{(d)}}^\Omega] = [\mathbb{E}[Y_{tj,d}] : j \in \Omega] \in \mathbb{R}^{r_{\text{pre}}}$ and $O_p(\cdot)$ is defined with respect to N_d .

Lemma 18 states that the modified SI-PCR estimator satisfies conditions (S.41) and (S.42) of Theorem 3 to achieve asymptotic normality. This enables us to conduct valid inference via the following confidence interval: for $\gamma \in (0, 1)$,

$$\mathcal{CI}(\gamma) = \left[\hat{\theta}_i^{(d,\Omega)} \pm \frac{z_{\gamma/2} \cdot \hat{\sigma}^\Omega \cdot \|\hat{w}^{(i,d,\Omega)}\|_2}{\sqrt{T_1}} \right], \quad (\text{S.48})$$

where $z_{\gamma/2}$ is the upper $\gamma/2$ quantile of the standard Normal and

$$\hat{\sigma}^\Omega = \frac{1}{T_0} \|\mathbf{Y}_{\text{pre},i} - \mathbf{Y}_{\text{pre},\mathcal{I}^{(d)}}^{(r,\Omega)} \cdot \hat{w}^{(i,d,\Omega)}\|_2^2.$$

We study properties of the proposed confidence interval below.

Table 2: Coverage results for the modified SI-PCR estimator across 5000 replications.

Size of \mathcal{T}_{pre}	90% nominal coverage		95% nominal coverage	
	Coverage probability	Interval length	Coverage probability	Interval length
$T_0 = 200$	0.88	15.66	0.94	18.66
$T_0 = 400$	0.88	18.90	0.94	22.52
$T_0 = 600$	0.88	8.90	0.94	10.61
$T_0 = 800$	0.89	7.25	0.94	8.64
$T_0 = 1000$	0.90	15.58	0.95	18.57

G.2.3 Simulation Study

This section presents a simulation to study the coverage properties of the confidence interval in (S.48) based on the modified SI-PCR estimator.

Data generating process. We vary $T_0 \in \{200, 400, 600, 800, 1000\}$ and choose $r = 5$. Motivated by our conditions in Lemma 18, we choose $N_d = T_0/2$ and $T_1 = \sqrt{T_0}$ for each T_0 .

Latent factors. As in Section 5.1, we generate the latent factors associated with the donor units, $\mathbf{V}_{\mathcal{I}^{(d)}} \in \mathbb{R}^{N_d \times r}$, by independently sampling its entries from a standard Normal. Then, we sample $w^{(i,d)} \in \mathbb{R}_d^N$ by drawing its entries from a uniform distribution over $[0, 1]$ and normalizing it to have unit norm. We define the target unit latent factor as $v_i = \mathbf{V}_{\mathcal{I}^{(d)}}^\top \cdot w^{(i,d)}$.

We define the latent factors for the pre-treatment outcomes under control as $\mathbf{U}_{\text{pre}}^{(0)}$, where its entries are i.i.d. samples from a standard Normal. Next, we sample $\Phi \in \mathbb{R}^{T_1 \times r}$ whose entries are i.i.d. draws from a uniform distribution over $[0, 1]$. We construct the post-treatment latent factors of treatment d as $\mathbf{U}_{\text{post}}^{(d)} = \Phi \cdot (\mathbf{U}_{\text{pre}}^{(0)})^\dagger \mathbf{U}_{\text{pre}}^{(0)}$. We define our causal estimand as $\theta_i^{(d)} = \text{average}(\mathbf{U}_{\text{post}}^{(d)} \cdot v_i)$.

Observations. Let (i) $Y_{\text{pre},i} = \mathbf{U}_{\text{pre}}^{(0)} \cdot v_i + \varepsilon_{\text{pre},i}$; (ii) $\mathbf{Y}_{\text{pre},\mathcal{I}^{(d)}} = \mathbf{U}_{\text{pre}}^{(0)} \cdot \mathbf{V}_{\mathcal{I}^{(d)}}^\top + \mathbf{E}_{\text{pre},\mathcal{I}^{(d)}}$; and (iii) $\mathbf{Y}_{\text{post},\mathcal{I}^{(d)}} = \mathbf{U}_{\text{post}}^{(d)} \cdot \mathbf{V}_{\mathcal{I}^{(d)}}^\top + \mathbf{E}_{\text{post},\mathcal{I}^{(d)}}$, where the entries of $(\varepsilon_{\text{pre},i}, \mathbf{E}_{\text{pre},\mathcal{I}^{(d)}}, \mathbf{E}_{\text{post},\mathcal{I}^{(d)}})$ are i.i.d. samples from a standard normal.

Simulation results. From $(Y_{\text{pre},i}, \mathbf{Y}_{\text{pre},\mathcal{I}^{(d)}})$, we learn $\hat{w}^{(i,d,\Omega)}$ via the modified SI-PCR estimator, where Ω is chosen to index the first r donors of $\mathcal{I}^{(d)}$; hence, $|\Omega| = r$. We define our estimate as $\hat{\theta}_i^{(d,\Omega)} = \text{average}(\mathbf{Y}_{\text{post},\mathcal{I}^{(d)}}^\Omega \cdot \hat{w}^{(i,d,\Omega)})$ and construct its corresponding confidence interval as per (S.48). Table 2 reports on the empirical coverage probabilities and average interval lengths for $\theta_i^{(d)}$ at each T_0 over 50 trials, where each trial consists of an independent draw of the latent factors and the observations of size 100; this amounts to 5000 total simulation repeats per dimension. As suggested by Lemma 18, we observe that our confidence interval consistently achieves close to the nominal targets of 90% and 95% across all values of T_0 , albeit the interval lengths can be large due to the poorer prediction quality compared to the standard SI-PCR estimator of (9).

G.3 Proof of Theorem 3

Proof. For ease of notation, we suppress the conditioning on \mathcal{E} for the remainder of the proof. We scale the left-hand side (LHS) of (S.9) by $\sqrt{T_1}/(\sigma \|\tilde{w}^{(i,d)}\|_2)$ and analyze each of the three terms on the right-hand side (RHS) of (S.9) separately. To address the first term on the RHS of (S.9), observe that (S.42) immediately gives

$$\frac{1}{\sqrt{T_1} \sigma \|\tilde{w}^{(i,d)}\|_2} \sum_{t > T_0} \langle \mathbb{E}[Y_{t,\mathcal{I}^{(d)}}], \mathcal{P}_{V_{\text{pre}}} \Delta^{(i,d)} \rangle = o_p(1). \quad (\text{S.49})$$

For the second term on the RHS of (S.9), note that $\langle \varepsilon_{t,\mathcal{I}^{(d)}}, \tilde{w}^{(i,d)} \rangle$ are independent across t . Note that $\langle \varepsilon_{t,\mathcal{I}^{(d)}}, \tilde{w}^{(i,d)} / (\sigma \|\tilde{w}^{(i,d)}\|_2) \rangle$ is a sub-Gaussian random variable with variance equal to 1 and sub-Gaussian norm less than some constant $C > 0$. It is easy to verify that the Lyapunov condition [Bil86] for $\delta = 1$ holds, and hence the Lyapunov Central Limit Theorem yields

$$\frac{1}{\sqrt{T_1}} \sum_{t>T_0} \left\langle \varepsilon_{t,\mathcal{I}^{(d)}}, \frac{\tilde{w}^{(i,d)}}{\sigma \|\tilde{w}^{(i,d)}\|_2} \right\rangle \xrightarrow{d} \mathcal{N}(0, 1). \quad (\text{S.50})$$

as $T_1 \rightarrow \infty$.

For the third term on the RHS of (S.9), we scale the RHS of (S.13) by $\sqrt{T_1}/(\sigma \|\tilde{w}^{(i,d)}\|_2)$ and recall (S.41). This yields

$$\frac{1}{\sqrt{T_1} \sigma \|\tilde{w}^{(i,d)}\|_2} \sum_{t>T_0} \langle \varepsilon_{t,\mathcal{I}^{(d)}}, \Delta^{(i,d)} \rangle = o_p(1). \quad (\text{S.51})$$

Collecting (S.49), (S.50), (S.51), we establish (S.43). □

G.4 Proof of Lemma 18

We state the proof of Lemma 18, which is an adaptation of the proof of Lemma 9 in Appendix C.1.

Proof. Below we establish (S.46) and (S.47) hold.

(a) *Proof of (S.46).* Follows from conditions (v) and (vi) in the lemma statement.

(b) *Proof of (S.47).* By condition (ii), the rowspaces of both $\mathbf{Y}_{\text{pre},\mathcal{I}^{(d)}}^{(r_{\text{pre}},\Omega)}$ and $\mathbf{M}_{\text{pre},\mathcal{I}^{(d)}}^\Omega$ span all of $\mathbb{R}^{r_{\text{pre}}}$. Hence, the orthogonal projection matrices onto their rowspaces obey

$$\left(\mathbf{Y}_{\text{pre},\mathcal{I}^{(d)}}^{(r_{\text{pre}},\Omega)} \right)^\dagger \mathbf{Y}_{\text{pre},\mathcal{I}^{(d)}}^{(r_{\text{pre}},\Omega)} = \left(\mathbf{M}_{\text{pre},\mathcal{I}^{(d)}}^\Omega \right)^\dagger \mathbf{M}_{\text{pre},\mathcal{I}^{(d)}}^\Omega = \mathbf{I}_{r_{\text{pre}}}, \quad (\text{S.52})$$

where $\mathbf{I}_{r_{\text{pre}}}$ denotes the $r_{\text{pre}} \times r_{\text{pre}}$ -dimensional identity matrix. The remainder of this proof is dedicated to bounding $\Delta^{(i,d,\Omega)} = \|\widehat{w}^{(i,d,\Omega)} - w^{(i,d,\Omega)}\|_2$ using the proof of Lemma 9 in Appendix C.1 as a guide.

Using (S.52) and the arguments that led to (S.27), we obtain

$$\|\Delta^{(i,d,\Omega)}\|_2^2 \leq \frac{4}{(\widehat{s}_{r_{\text{pre}}}^\Omega)^2} \left(\|\mathbf{Y}_{\text{pre},\mathcal{I}^{(d)}}^{(r_{\text{pre}},\Omega)} - \mathbf{M}_{\text{pre},\mathcal{I}^{(d)}}^\Omega\|_{2,\infty}^2 \cdot \|\tilde{w}^{(i,d,\Omega)}\|_1^2 + \langle \mathbf{Y}_{\text{pre},\mathcal{I}^{(d)}}^{(r_{\text{pre}},\Omega)} \cdot \Delta^{(i,d,\Omega)}, \varepsilon_{\text{pre},n} \rangle \right) \quad (\text{S.53})$$

where \widehat{s}_k^Ω is defined as the k -th singular value of $\mathbf{Y}_{\text{pre},\mathcal{I}^{(d)}}^{(r_{\text{pre}},\Omega)}$ while $\varepsilon_{\text{pre},n}$ maintains the same definition as set in Appendix C. By construction, it follows that

$$\|\mathbf{Y}_{\text{pre},\mathcal{I}^{(d)}}^{(r_{\text{pre}},\Omega)} - \mathbf{M}_{\text{pre},\mathcal{I}^{(d)}}^\Omega\|_{2,\infty}^2 \leq \|\mathbf{Y}_{\text{pre},\mathcal{I}^{(d)}}^{r_{\text{pre}}} - \mathbf{M}_{\text{pre},\mathcal{I}^{(d)}}\|_{2,\infty}^2 \quad (\text{S.54})$$

since $\mathbf{Y}_{\text{pre},\mathcal{I}^{(d)}}^{(r_{\text{pre}},\Omega)}$ and $\mathbf{M}_{\text{pre},\mathcal{I}^{(d)}}^\Omega$ are sub-matrices of $\mathbf{Y}_{\text{pre},\mathcal{I}^{(d)}}^{r_{\text{pre}}}$ and $\mathbf{M}_{\text{pre},\mathcal{I}^{(d)}}$, respectively.

Let s_k^Ω denote the k -th singular value of $\mathbf{M}_{\text{pre},\mathcal{I}^{(d)}}^\Omega$. Further, without loss of generality, suppose Ω corresponds to the first r_{pre} entries of $\mathcal{I}^{(d)}$. This allows us to write

$$\mathbf{Y}_{\text{pre},\mathcal{I}^{(d)}}^{(r_{\text{pre}},\Omega)} = \mathbf{Y}_{\text{pre},\mathcal{I}^{(d)}}^{r_{\text{pre}}} \mathbf{A}, \quad \mathbf{M}_{\text{pre},\mathcal{I}^{(d)}}^\Omega = \mathbf{M}_{\text{pre},\mathcal{I}^{(d)}} \mathbf{A}, \quad (\text{S.55})$$

where $\mathbf{A} = [\mathbf{I}_{r_{\text{pre}}}, \mathbf{0}_{r_{\text{pre}} \times (N_d - r_{\text{pre}})}]^\top$. Combining (S.55) with Lemma 2, we have

$$\begin{aligned} |\widehat{s}_{r_{\text{pre}}}^\Omega - s_{r_{\text{pre}}}^\Omega| &\leq \|\mathbf{Y}_{\text{pre},\mathcal{I}^{(d)}}^{(r_{\text{pre}},\Omega)} - \mathbf{M}_{\text{pre},\mathcal{I}^{(d)}}^\Omega\|_{\text{op}} \\ &= \|(\mathbf{Y}_{\text{pre},\mathcal{I}^{(d)}}^{r_{\text{pre}}} - \mathbf{M}_{\text{pre},\mathcal{I}^{(d)}}) \cdot \mathbf{A}\|_{\text{op}} \end{aligned}$$

$$\begin{aligned}
&\leq \|\mathbf{Y}_{\text{pre}, \mathcal{I}^{(d)}}^{r_{\text{pre}}} - \mathbf{M}_{\text{pre}, \mathcal{I}^{(d)}}\|_{\text{op}} && \because \|\mathbf{A}\|_{\text{op}} = 1 \\
&\leq \|\mathbf{Y}_{\text{pre}, \mathcal{I}^{(d)}}^{r_{\text{pre}}} - \mathbf{Y}_{\text{pre}, \mathcal{I}^{(d)}}\|_{\text{op}} + \|\mathbf{Y}_{\text{pre}, \mathcal{I}^{(d)}} - \mathbf{M}_{\text{pre}, \mathcal{I}^{(d)}}\|_{\text{op}} \\
&= \widehat{s}_{r_{\text{pre}+1}} + \|\mathbf{Y}_{\text{pre}, \mathcal{I}^{(d)}} - \mathbf{M}_{\text{pre}, \mathcal{I}^{(d)}}\|_{\text{op}},
\end{aligned} \tag{S.56}$$

where we recall \widehat{s}_k is the k -th singular value of $\mathbf{Y}_{\text{pre}, \mathcal{I}^{(d)}}$. Let us define s_k analogously to \widehat{s}_k with respect to $\mathbf{M}_{\text{pre}, \mathcal{I}^{(d)}}$. By condition (i), $s_{r_{\text{pre}+1}} = 0$ and thus

$$\begin{aligned}
\widehat{s}_{r_{\text{pre}+1}} &= \widehat{s}_{r_{\text{pre}+1}} - s_{r_{\text{pre}+1}} \\
&\leq \|\mathbf{Y}_{\text{pre}, \mathcal{I}^{(d)}} - \mathbf{M}_{\text{pre}, \mathcal{I}^{(d)}}\|_{\text{op}}. && \because \text{Lemma 2}
\end{aligned} \tag{S.57}$$

Applying Assumption 5 and Lemma 3 to (S.56) and (S.57) yields w.p. at least $1 - 2 \exp(-\zeta^2)$,

$$\begin{aligned}
|\widehat{s}_{r_{\text{pre}}}^\Omega - s_{r_{\text{pre}}}^\Omega| &\leq 2 \cdot \|\mathbf{Y}_{\text{pre}, \mathcal{I}^{(d)}} - \mathbf{M}_{\text{pre}, \mathcal{I}^{(d)}}\|_{\text{op}} \\
&\leq C\sigma \left(\sqrt{T_0} + \sqrt{N_d} + \zeta \right)
\end{aligned} \tag{S.58}$$

for any $\zeta > 0$. Next, we follow the arguments that led to (S.28). In particular, we plug (S.54) and (S.58) into (S.53), and invoke Lemmas 8, 12, 13, and conditions (iii)–(iv) to conclude

$$\Delta^{(i, d, \Omega)} = O_p \left(\frac{r_{\text{pre}} \sqrt{\log(T_0 N_d)}}{\sqrt{N_d}} + \frac{1}{T_0^{1/4}} \right). \tag{S.59}$$

Then,

$$\begin{aligned}
&\frac{1}{\sqrt{T_1} \|w^{(i, d, \Omega)}\|_2} \sum_{t > T_0} \left\langle \mathbb{E}[Y_{t, \mathcal{I}^{(d)}}^\Omega], \left(\mathbf{M}_{\text{pre}, \mathcal{I}^{(d)}}^\Omega \right)^\dagger \mathbf{M}_{\text{pre}, \mathcal{I}^{(d)}}^\Omega \left(\widehat{w}^{(i, d, \Omega)} - w^{(i, d, \Omega)} \right) \right\rangle, \\
&\leq \frac{1}{\sqrt{T_1} \|w^{(i, d, \Omega)}\|_2} \sum_{t > T_0} \|\mathbb{E}[Y_{t, \mathcal{I}^{(d)}}^\Omega]\|_2 \cdot \|\Delta^{(i, d, \Omega)}\|_2, \\
&\leq \frac{1}{\sqrt{T_1} \|w^{(i, d, \Omega)}\|_2} \sum_{t > T_0} \sqrt{r_{\text{pre}}} \cdot \|\Delta^{(i, d, \Omega)}\|_2, \\
&= O_p \left(\frac{\sqrt{T_1} r_{\text{pre}}^2 \sqrt{\log(T_0 N_d)}}{\sqrt{N_d}} + \frac{\sqrt{T_1} r_{\text{pre}}}{T_0^{1/4}} \right), \\
&= o_p(1),
\end{aligned}$$

where the second to last line follows from (S.59) and condition (v), and the last line follows from condition (vii). □