
Auto-Encoding for Shared Cross Domain Feature Representation and Image-to-Image Translation

Safalya Pal

Department of Statistics
Amity University
Kolkata, West Bengal, India
safalya.pal@student.amity.edu

Abstract

Image-to-image translation is a subset of computer vision and pattern recognition problems where our goal is to learn a mapping between input images of domain \mathbf{X}_1 and output images of domain \mathbf{X}_2 . Current methods use neural networks with an encoder-decoder structure to learn a mapping $G : \mathbf{X}_1 \rightarrow \mathbf{X}_2$ such that the distribution of images from \mathbf{X}_2 and $G(\mathbf{X}_1)$ are identical, where $G(\mathbf{X}_1) = d_G(f_G(\mathbf{X}_1))$ and $f_G(\cdot)$ is referred as the encoder and $d_G(\cdot)$ is referred to as the decoder. Currently, such methods which also compute an inverse mapping $F : \mathbf{X}_2 \rightarrow \mathbf{X}_1$ use a separate encoder-decoder pair $d_F(f_F(\mathbf{X}_2))$ or at least a separate decoder $d_F(\cdot)$ to do so. Here we introduce a method to perform cross domain image-to-image translation across multiple domains using a single encoder-decoder architecture. We use an auto-encoder network which given an input image \mathbf{X}_1 , first computes a latent domain encoding $Z_d = f_d(\mathbf{X}_1)$ and a latent content encoding $Z_c = f_c(\mathbf{X}_1)$, where the domain encoding Z_d and content encoding Z_c are independent. And then a decoder network $g(Z_d, Z_c)$ creates a reconstruction of the original image $\hat{\mathbf{X}}_1 = g(Z_d, Z_c) \approx \mathbf{X}_1$. Ideally, the domain encoding Z_d contains no information regarding the content of the image and the content encoding Z_c contains no information regarding the domain of the image. We use this property of the encodings to find the mapping across domains $G : X \rightarrow Y$ by simply changing the domain encoding Z_d of the decoder's input. $G(\mathbf{X}_1) = d(f_d(\mathbf{x}_2^i), f_c(\mathbf{X}_1))$ where \mathbf{x}_2^i is the i^{th} observation of \mathbf{X}_2 .

1 Introduction

Humans have always been able to perceive the similarity in structures of objects which vary vastly in nature. If we're given an illustration and a photograph of the same person, our minds easily spot the similarity in their semantic features.

Recent developments in generative models has greatly improved the quality of algorithms which can create generalized feature representations[9, 10], in which semantically similar objects across varying domains are placed closely in the encoding space and dissimilar ones are placed far apart.

In this work, we try to learn separate encodings which help us discriminate between domains but also find a semantic similarity among objects across those domains. Recent models have performed good in mapping encodings which stay semantically consistent across domains but none have learned to create encodings which are domain specific.

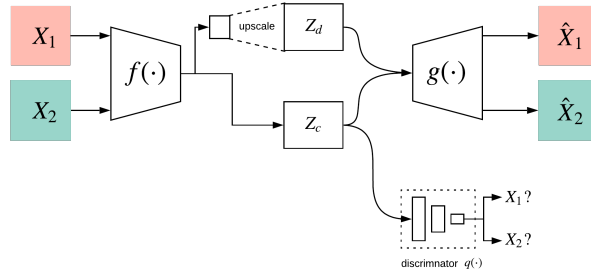
Perhaps the most similar recent example would be XGAN[10]. Which, given images from two domains \mathbf{X}_1 and \mathbf{X}_2 , uses an encoder f_1 and a decoder g_1 for domain \mathbf{X}_1 and an another encoder f_2

and decoder g_2 for domain \mathbf{X}_2 to learn a mappings $G_1 : \mathbf{X}_1 \rightarrow \mathbf{X}_2$ and $G_2 : \mathbf{X}_2 \rightarrow \mathbf{X}_1$ by enforcing a cross-domain consistency between the encoders' output encodings.

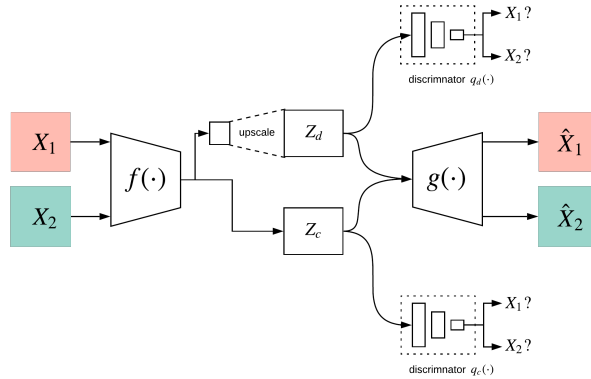
2 Related Work

Domain Transfer DTN[11] transfers images from a source domain to the target domain while keeping their semantic features similar. It contains a pretrained feature extractor f and a generator g on top of the output of f . the DTN is trained using an adversarial loss to keep the outputs believable and a feature consistency loss to preserve the semantic features across the domains.

Image-to-Image Translation The image translation network most related to our approach would be XGAN[10], which uses dual auto-encoders $g_1 \circ f_1$ and $g_2 \circ f_2$ on domains \mathbf{X}_1 and \mathbf{X}_2 . It encourages the encodings of the encoders f_1 and f_2 to lie in the same subspace, i.e., it encourages the encodings to be indistinguishable. For this, it trains a binary classifier q on top of the latent encodings to categorize the images as coming from either \mathbf{X}_1 or \mathbf{X}_2 . q is trained to maximize the classification accuracy while the encoders f_1 and f_2 simultaneously learn to decrease it, i.e. to confuse the classifier. It also enforces the encodings to preserve the semantic feature after image translation by using a semantic consistency loss[12] between the original image's latent encoding and the translated image's feature encoding.



(a) SRAE architecture with a single discriminator $q(Z_c)$



(b) SRAE architecture with two discriminators $q_c(Z_c)$ and $q_d(Z_d)$

Figure 1: diagrams of SRAE architectures with one discriminator (a) and two discriminators (b)

3 Method

3.1 Objective

Given unpaired samples from two domains \mathbf{X}_1 and \mathbf{X}_2 having semantically similar objects, we want an **encoder** $f(X)$ to learn two separate latent encodings $Z_d \in \mathbb{R}^{a \times b \times j}$ and $Z_c \in \mathbb{R}^{z \times b \times k}$, where

Z_d is called the "**domain encoding**", which only gives us information regarding the input image's domain and Z_c is called the "**content encoding**", which only gives us information regarding the semantic contents of the input image. We also want a **decoder** $g(Z_d, Z_c)$ to create a reconstruction \hat{X} of the original input X from the latent encodings. We introduce an architecture called **Split Representation Auto-Encoder (SRAE)** with two variations, one which uses a single **discriminator** $q(Z_c)$ to predict the domain of the input image from the latent content encoding Z_c and the other uses two **discriminators** $q_c(Z_c)$ and $q_d(Z_d)$ to predict the domain of the input image from the latent content encoding Z_c and the latent domain encoding Z_d respectively.

3.2 Architecture

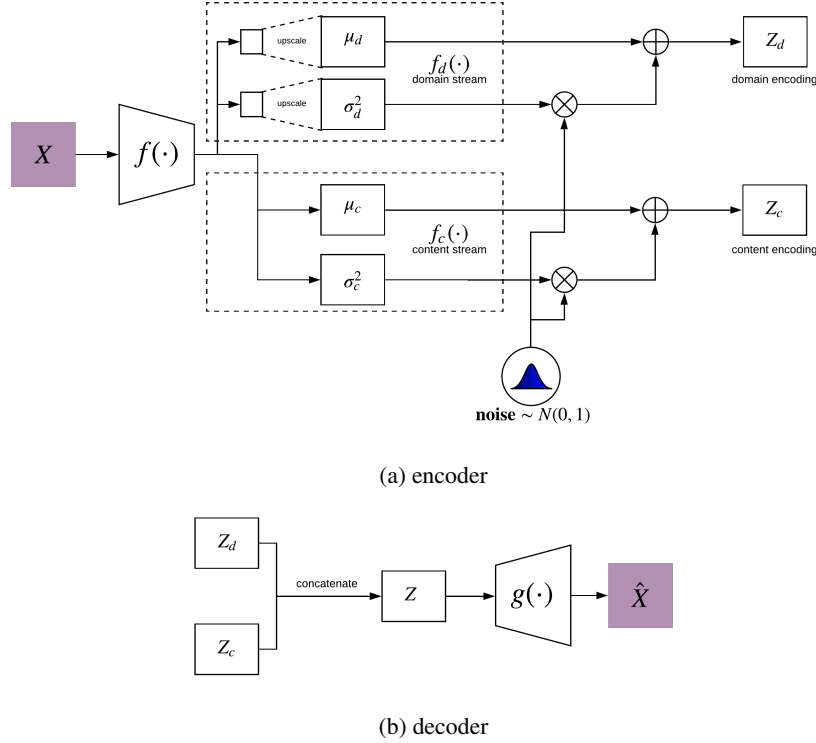


Figure 2: diagram of the encoder (a) and decoder (b)

Encoder The first part of our SRAE's **encoder** (figure 2a) takes in an input image X and passes it through convolutional layers. We denote this initial part as f_ϕ and with parameters Θ_ϕ . The next part splits the encoder into two separate streams, f_c (**content stream**) and f_d (**domain stream**), which are parameterized by Θ_c and Θ_d respectively. Both the streams output parameters of a normal distribution. The **content stream**'s outputs, μ_c and σ_c^2 are both $a \times b \times k$ dimensional, i.e. $\mu_c, \sigma_c^2 \in \mathbb{R}^{a \times b \times k}$. While the **domain stream**'s outputs are both $1 \times 1 \times j$ dimensional and are then upsampled to produce $\mu_d, \sigma_d^2 \in \mathbb{R}^{a \times b \times j}$. We then sample Z_c from the distribution $\mathcal{N}(\mu_c, \sigma_c^2)$ and Z_d from the distribution $\mathcal{N}(\mu_d, \sigma_d^2)$. But since a sampling operation is non-differentiable, we use the reparameterization trick introduced in **VAEs**[8] and sample a **noise** $\epsilon \sim \mathcal{N}(0, 1)$ and define the encodings as

$$Z_c = \mu_c + \epsilon \cdot \sigma_c^2$$

and

$$Z_d = \mu_d + \epsilon \cdot \sigma_d^2$$

Decoder We take the encodings (Z_c, Z_d) produced by our **encoder** and concatenate them to get $Z \in \mathbb{R}^{a \times b \times k + j}$. Our decoder g takes Z as an input to produce an image \hat{X} such that $\hat{X} = g(Z) \approx X$

3.3 Learning

Perceptual Loss Perceptual loss[2, 5] between two images is defined as the difference between the hidden features in a pretrained perceptual loss network \mathcal{P} , we use VGG-16 as the perceptual loss network over here. We denote the i^{th} layer of \mathcal{P} with image \mathbf{X} as the input by $\mathcal{P}(\mathbf{X})^i$. The **perceptual loss** is written as the following :

$$\mathcal{L}_r = \sum_{i=1}^n \left\| \mathcal{P}(\mathbf{X})^i - \mathcal{P}(\hat{\mathbf{X}})^i \right\|^2$$

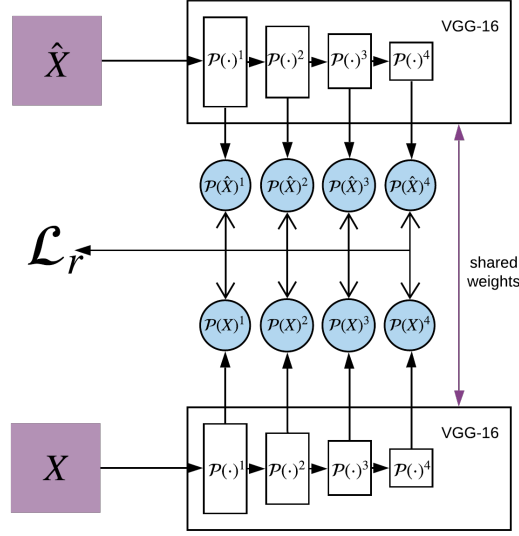


Figure 3: calculation of perceptual loss

Discriminator Loss Given an input image $\hat{\mathbf{X}}$ which belongs to the domain \mathbf{Y} (out of m domains) and the corresponding latent encodings Z_c and Z_d , for the first variation of our SRAE architecture with a single **discriminator** (1a), the discriminator's loss is the cross-entropy between it's output probability distribution $q(Z_c)$ and the actual probability distribution defined as

$$\mathcal{L}_q^c = \sum_{i=1}^m P(y^i) \cdot \log(q_c(Z_c)^i)$$

and for the second variation with two **discriminators** (1b), the discriminator loss is defined as follows:


$$\begin{aligned} \mathcal{L}_q^d &= \sum_{i=1}^m P(y^i) \cdot \log(q_d(Z_d)^i) \\ \mathcal{L}_q &= \mathcal{L}_q^c + \mathcal{L}_q^d \end{aligned}$$

Content Stream Loss Since our objective is to make the **content encoding** Z_c not contain any information about the domain \mathbf{Y} , a discriminator trained on the **content encoding** should not be able to predict the domain of the input image. Since the discriminator outputs a probability distribution of the categories, to achieve this, we maximize the **entropy** of the discriminator's outputs with respect to the **content stream's** parameters Θ_c . This loss is written as

$$\begin{aligned} \mathcal{L}_c &= \mathbb{E}[q_c(Z_c) \cdot \log(q_c(Z_c))] \\ &= \frac{1}{m} \sum_{i=1}^m q_c(Z_c)^i \cdot \log(q_c(Z_c)^i) \end{aligned}$$

We use gradient ascent to update the **content stream** parameters Θ_c

$$\Theta_c := \Theta_c + \alpha_1 \nabla_{\Theta_c} \mathcal{L}_c$$



(a) human faces

(b) anime faces

Figure 4: reconstructions of images for human faces (domain a) and anime faces (domain b)
 odd rows : ground truth ; even rows : reconstructed image

Domain Stream Loss¹ To explicitly make the domain encoding Z_d only contain information about the domain, we take the cross-entropy loss \mathcal{L}_q^d between the discriminator’s output $q_d(Z_d)$ and the labels and minimize it with respect to the **domain stream**’s parameters Θ_d

$$\Theta_d := \Theta_d - \alpha_2 \nabla_{\Theta_d} \mathcal{L}_d$$

4 Experiments

4.1 Image Translation

To perform Image-to-Image translation[1, 3, 12] from domain \mathbf{X}_1 to \mathbf{X}_2 , i.e. $G : \mathbf{X}_1 \rightarrow \mathbf{X}_2$, we take the **content encoding** Z_c^1 of our image \mathbf{X}_1 and the **domain encoding** Z_d^2 of any arbitrary image $\mathbf{x}_2^i \in \mathbf{X}_2$, where i denotes the i^{th} observation. We then pass the combined encodings through the **decoder** $g(Z_c, Z_d)$ and define the mapping as

$$G(X_1) = g(Z_c^1, Z_d^2)$$

For the first task (figure 5), our network was trained on two datasets: FFHQ dataset[6], originally consisting of 70,000 images but we used a smaller subset of 22,000 images scaled down to 64×64 pixels and 20,600 images from the Getchu anime face dataset[4] scaled down to 64×64 pixels.

We trained this network using the variation of SRAE with a single discriminator and no **domain stream loss**

¹Only in the variation of SRAE with two discriminators




Figure 5: transferring domains of images : a - human face to anime face ; b - anime face to human face. odd rows : target image ; even rows : converted image

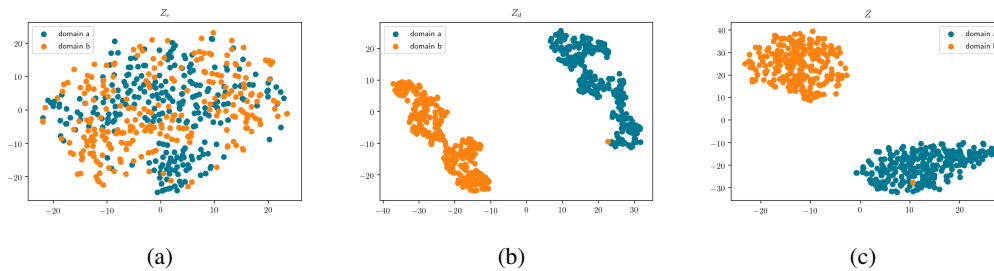


Figure 6: t-sne plot of latent encodings of facial images. blue (domain a) : human faces; orange (domain b) : anime faces. (plot a) content encoding ; (plot b) domain encoding ; (plot c) combined encoding

4.2 Cross-Domain Nearest Neighbours Search

Given a target image from the domain X_1 , we compare it's latent **content encoding** (figure 7) Z_c to the images from domain X_2 and get the images with the closest **content encoding**.

4.3 Image Classification

For this task, we trained our network (the variation of SRAE with two discriminators) on a dataset consisting of X-Ray Images[7] of pneumonia patients, scaled down to 64×64 pixels. We then trained a classifier to predict the domain (a : pneumonia patient ; b : normal) from the **domain encodings** Z_d and achieved a training accuracy of 84.73% and a test accuracy of 84.57%



Figure 7: left : target image from domain a (human faces) ; right : 5 images from domain b (anime faces) with the nearest content encoding (leftmost being the closest and rightmost being the farthest)

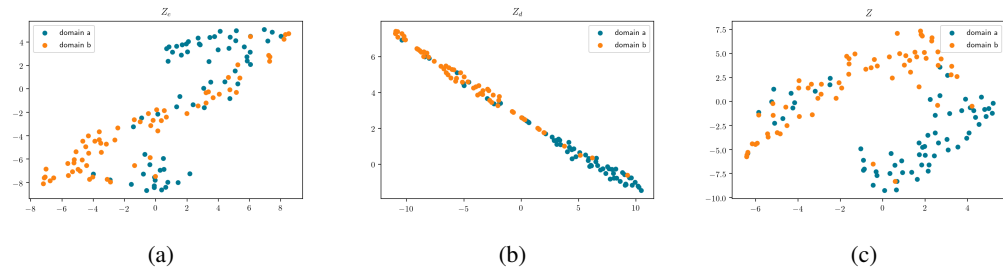


Figure 8: t-sne plot of latent encodings of x-ray images. blue (domain a) : normal x-ray; orange (domain b) : x-ray of pneumonia patients. (plot a) content encoding ; (plot b) domain encoding ; (plot c) combined encoding

5 Conclusion and Future Work

Our current method has a lot of room for improvement. Currently our architecture fails to learn to separate out the latent representations for diverse datasets, CIFAR-10 for example. We would also like to explore more into improving the feature consistency during image-to-image translation using our method.

In our upcoming works, we also want to use this architecture for zero-shot learning and making reinforcement learning agents learn to generalize across multiple video-game environments.

References

- [1] I. Anokhin, P. Solovov, D. Korzhenkov, A. Kharlamov, T. Khakhulin, A. Silvestrov, S. Nikolenko, V. Lempitsky, and G. Sterkin. High-resolution daytime translation without domain labels. *arxiv preprint*, 2020.
- [2] X. Hou, L. Shen, K. Sun, and G. Qiu. Deep feature consistent variational autoencoder. *IEEE Winter Conference on Applications of Computer Vision (WACV)*, 2017.
- [3] P. Isola, J. Zhu, T. Zhou, and A. A. Efros. Image-to-image translation with conditional adversarial networks. *IEEE Conference on Computer Vision and Pattern Recognition (CVPR)*, 2017.
- [4] Y. Jin, J. Zhang, M. Li, Y. Tian, H. Zhu, and Z. Fang. Towards the automatic anime characters creation with generative adversarial networks. *arxiv preprint*, 2017.

- [5] J. Johnson, A. Alahi, and F.-F. Li. Perceptual losses for real-time style transfer and super-resolution. *European Conference on Computer Vision*, 2016.
- [6] T. Karras, S. Laine, and T. Aila. A style-based generator architecture for generative adversarial networks. *2019 IEEE/CVF Conference on Computer Vision and Pattern Recognition (CVPR)*, 2019.
- [7] D. S. Kermany et al. Identifying medical diagnoses and treatable diseases by image-based deep learning. *Cell*, 172:1122–1131.e9, 02 2018.
- [8] D. Kingma and M. Welling. Auto-encoding variational bayes. *arxiv preprint*, 2014.
- [9] J. Li. Twin-gan - unpaired cross-domain image translation with weight-sharing gans. *arxiv preprint*, 2018.
- [10] A. Royer et al. Unsupervised image-to-image translation for many-to-many mappings. *arxiv preprint*, 2018.
- [11] Y. Taigman et al. Unsupervised cross-domain image generation. *arxiv preprint*, 2016.
- [12] J. Zhu, T. Park, P. Isola, and A. A. Efros. Unpaired image-to-image translation using cycle-consistent adversarial networks. *2017 IEEE International Conference on Computer Vision (ICCV)*, 2017.