

The Price of Anarchy for Instantaneous Dynamic Equilibria

Lukas Graf and Tobias Harks

Augsburg University, Institute of Mathematics, 86135 Augsburg
[\{lukas.graf,tobias.harks\}@math.uni-augsburg.de](mailto:{lukas.graf,tobias.harks}@math.uni-augsburg.de)

April 26, 2022

We consider flows over time within the deterministic queueing model of Vickrey and study the solution concept of instantaneous dynamic equilibrium (IDE) in which flow particles select at every decision point a currently shortest path. The length of such a path is measured by the physical travel time plus the time spent in queues. Although IDE have been studied since the eighties, the worst-case efficiency of the solution concept with respect to the travel time is not well understood. We study the price of anarchy for this model under the makespan and total travel time objective and show the first known upper bound for both measures of order $\mathcal{O}(U \cdot \tau)$ for single-sink instances, where U denotes the total inflow volume and τ the sum of edge travel times. We complement this upper bound with a family of quite complex instances proving a lower bound of order $\Omega(U \cdot \log \tau)$.

1. Introduction

Dynamic flows have gained substantial interest over the last decades in modeling dynamic network systems such as urban traffic systems. As one of the earliest works in this area, Ford and Fulkerson [9] proposed flows over time as a generalization of static flows incorporating a time component. Shortly after, Vickrey [39] introduced a game-theoretic variant using a fluid queueing model. This model – known as the Vickrey bottleneck model – is arguably one of the most important traffic models to date (see Li, Huang and Yang [26] for a research overview of the past 50 years). In the network-variant of the fluid queueing model, there is a directed graph $G = (V, E)$, where edges $e \in E$ are associated with a queue with positive rate capacity $\nu_e \in \mathbb{R}_+$ and a physical transit time $\tau_e \in \mathbb{R}_+$. If the total inflow into an edge $e = vw \in E$ exceeds the rate capacity ν_e , a queue builds up and arriving flow particles need to wait in the queue before they are forwarded along the edge (cf. Figure 1). The total travel time along e is thus composed of the waiting time spent in the queue plus the physical transit time τ_e .

For obtaining a predictive model of traffic flows, the physical flow model needs to be enhanced by a *behavioral model* prescribing the actions of flow particles. Most works in the

transportation science literature as well as recent works in the mathematics and computer science literature adopt the *full information model*, i.e., all flow particles have complete information on the state of the network for all points in time (including the future evolution of all flow particles) and based on this information travel along a shortest path. This leads to the concept of *dynamic equilibrium* (Nash equilibrium) and has been analyzed in the transportation science literature for decades, see Friesz, Bernstein, Smith, Tobin, and Wie [13], Meunier and Wagner [28], Zhu and Marcotte [40] and the more recent works by Koch and Skutella [25] and Cominetti, Correa, and Larré [5]. The full information assumption has been justified by assuming that the game is played repeatedly and a dynamic equilibrium is then an attractor of a learning process. In light of the wide-spread use of navigation devices, this concept may not be completely realistic anymore, because drivers are informed in real-time about the current traffic situation and, if beneficial, reroute instantaneously no matter how good or bad that route was in hindsight. This aspect is also discussed by Marcotte, Nguyen, and Schoeb [27], Hamdouch, Marcotte, and Nguyen [17] and Unnikrishnan and Waller [38].

Instead of the (classical) dynamic equilibrium, we consider in this paper *instantaneous dynamic equilibria (IDE)*, where for every point in time and at every decision node, flow only enters those edges that lie on a currently shortest path towards the respective sink. This concept assumes far less information (only the network-wide queue length which are continuously measured) and leads to a decentralized dynamic using only present information that is readily available via real-time information. IDE have been proposed already in the late 80's (cf. Ran and Boyce [31, § VII-IX], Boyce, Ran and LeBlanc [2, 32], Friesz et al. [12]) and it is known that IDE do exist in the Vickrey model under quite general conditions, see Graf, Harks and Sering [15].

1.1. Motivating Example and Price of Anarchy

In comparison to the dynamic equilibrium of the full information model, an IDE flow behaves quite differently and several fundamental aspects of IDE are not well understood. There are, for instance, simple single-sink instances in which the unique IDE flow exhibits cycling behavior, that is, some flow particles travel along cycles before they reach the sink. Let us give an example taken from Graf, Harks and Sering [15] illustrating IDE and their possible cycling behavior.

Consider the network in Figure 2 (left). There are two source nodes s_1 and s_2 with constant inflow rates $u_1(\theta) \equiv 3$ for times $\theta \in [0, 1)$ and $u_2(\theta) \equiv 4$ for $\theta \in [1, 2)$. Commodity 1 (red) has two simple paths connecting s_1 with the sink t . Since both have equal length ($\sum_e \tau_e = 3$), in an IDE both can be used by commodity 1. In Figure 2, the flow takes the direct edge to t with a rate of one, while edge s_1v is used at a rate of two. This is actually the only split possible in an IDE, since any other split (different in more than just a subset of measure zero of $[0, 1)$) would result in a queue forming on one of the two edges, which

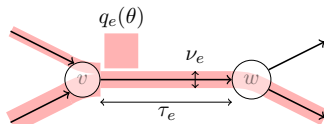


Figure 1.: An edge $e = vw$. As the inflow rate at node v exceeds the edge's capacity, a queue forms at its tail.

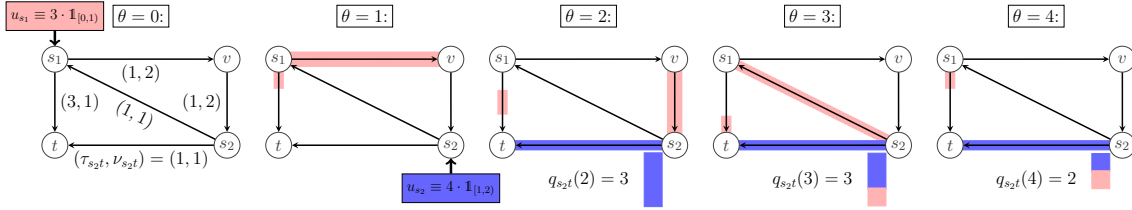


Figure 2.: The evolution of an IDE flow over the time horizon $[0, 4]$. At time $\theta = 4$ all remaining particles are on one of the edges leading directly towards the sink t . Thus, the last particles will arrive at the sink three time steps later, i.e. at time $\theta = 7$. In contrast the optimal makespan would be $\theta = 6$, which can be achieved by only sending flow along the direct edges s_1t and s_2t (note, that the maximal inflow rate into sink t is 0 up to time 2, then 1 up to time 3 and finally 2 after that – thus time $\theta = 6$ is the earliest point at which the total flow volume of 7 may have reached the sink). The price of anarchy with respect to the makespan for this example is therefore $7/6$.

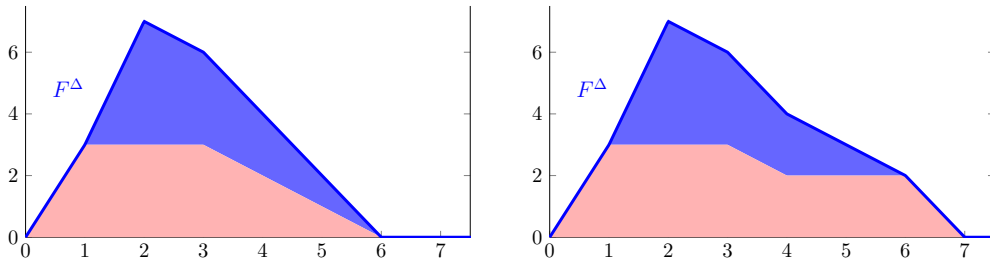


Figure 3.: The total flow volume F^Δ present in the network at different times for the optimal solution (left) and the IDE solution (right) described in Figure 2. The total shaded area corresponds to the sum of travel times in each of the flows (cf. Lemma 2.5), which is 22 and 25, respectively. Thus, the price of anarchy with respect to total travel times is $25/22$ in this instance.

would make the respective path longer than the other one. At time $\theta = 1$, the inflow at s_1 stops and a new inflow of commodity 2 (blue) at s_2 starts. This new flow again has two possible paths to t , however, here the direct path ($\sum_e \tau_e = 1$) is shorter than the alternative ($\sum_e \tau_e = 4$). So all flow enters edge s_2t and starts to form a queue. At time $\theta = 2$, the first flow particles of commodity 1 arrive at s_2 with a rate of 2. Since the flow of commodity 2 has built up a queue of length 3 on edge s_2t by this time, the estimated travel times $\sum_e (\tau_e + q_e(\theta))$ are the same on both simple s_2-t paths. Thus, the red flow is split evenly between both possible paths. This results in the queue-length on edge s_2t remaining constant and therefore this split gives us an IDE flow for the interval $[2, 3)$. At time $\theta = 3$, red particles will arrive at s_1 again, thus, completing a full cycle (namely s_1, v, s_2, s_1). This example shows that IDE flows may involve a flow decomposition along cycles. Note, that cycles can appear even in the case of only a single commodity (and therefore a single source and sink) and a constant inflow rate over a single interval, see Graf, Harks and Sering [15] for details. In contrast to this cycling behavior, the (classical) dynamic equilibrium flow will just send more of the red flow along the direct path s_1, t since the future queue growth at edge s_2t of the alternative path is already anticipated. For the price of anarchy with respect to the makespan, we need to specify the latest arrival time (makespan) of a system optimal dynamic flow (minimizing the makespan). Since the maximal inflow rate into sink t is 0 up to time 2, 1 up to time 3 and finally 2 for all later

times, the time $\theta = 6$ is the earliest point in time at which the total flow volume of 7 may have reached the sink. Thus, the price of anarchy with respect to the makespan for this example is exactly $7/6$. Similarly, we can determine the price of anarchy with respect to the total travel times to be exactly $25/22$ here (see Figure 3). This example motivates the question of the price of anarchy of IDE flows.

Question (PoA): Assuming single-sink instances with constant inflow rates for a finite time interval, what is the maximum time (makespan) needed so that every flow particle reaches the sink? Alternatively, what is the maximum total travel time for all flow particles? As is common in the price of anarchy literature, we will compare the makespan and total travel time of an IDE solution with that of a system optimal solution minimizing the respective objective function (makespan or total travel time). Formally, the price of anarchy is defined as the worst-case ratio of the respective objective function value evaluated at an IDE flow and that of a respective system optimal dynamic flow.

1.2. Our Results and Proof Techniques

We study the price of anarchy (PoA) of IDE flows for single-sink instances and derive the first quantitative upper bound for the makespan and total travel time objective. Our bound is parameterized in the numbers U and τ denoting the total flow volume injected into the sources and the sum of physical travel times, respectively. We denote by $\text{M-PoA}(U, \tau)$ and $\text{T-PoA}(U, \tau)$ the price of anarchy over the family of instances parameterized by U and τ for the makespan and total travel time objective, respectively. Our main result reads as follows:

Thm. 3.9/Thm. 3.11: For multi-source single-sink networks, any IDE flow over time terminates after at most $\mathcal{O}(U\tau)$ time. Moreover, for both objectives we obtain $\text{M-PoA}(U, \tau), \text{T-PoA}(U, \tau) \in \mathcal{O}(U\tau)$.¹

We prove this bound by first deriving a general termination bound for acyclic graphs. Using this bound, we then show that there exist so-called sink-like subgraphs that can effectively be treated as acyclic graphs. This way, we can argue that at all times a sufficiently large flow volume enters the current sink-like subgraph and, by the bound for acyclic graphs, reaches the sink within the claimed time. Figure 4 gives an overview over the logical structure of the complete proof of Theorems 3.9 and 3.11. The proof techniques and the bound itself are completely different to those for dynamic equilibria in Correa, Cristi, and Oosterwijk [7] or for static Wardrop equilibria (see Roughgarden [33], Correa, Schulz, and Moses [8] and O’Hare, Connors, and Watling [29]).

We then turn to lower bounds on the price of anarchy for IDE flows.

Thm. 4.4: For $(U, \tau) \in \mathbb{N}^* \times \mathbb{N}^*$ with $U \geq 2\tau$, we have $\text{M-PoA}(U, \tau), \text{T-PoA}(U, \tau) \in \Omega(U \log \tau)$.²

¹Here, $\mathcal{O}(U\tau)$ denotes the set of all functions in U and τ growing asymptotically at most as fast as $U\tau$, i.e. all functions $f : \mathbb{N}^* \times \mathbb{N}^* \rightarrow \mathbb{R}_{\geq 0}$ such that there exist some $k, U_0, \tau_0 \in \mathbb{N}_0$ with $f(U, \tau) \leq k \cdot U\tau$ for all $U \geq U_0, \tau \geq \tau_0$.

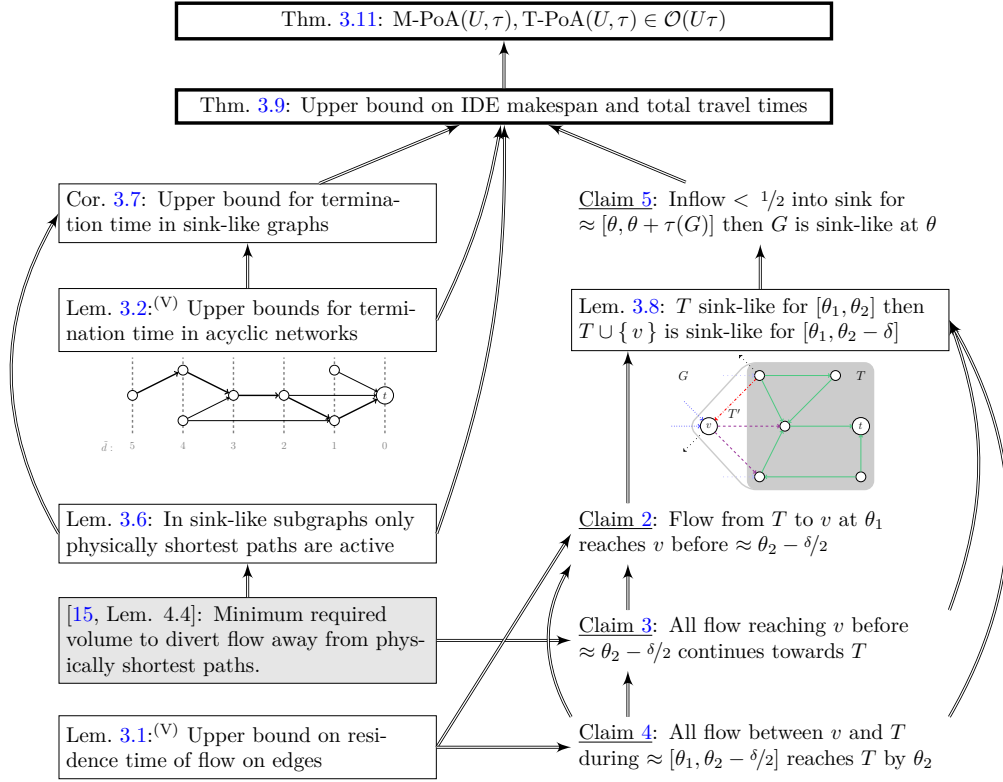


Figure 4.: The logical structure of section 3. Implication arrows are used to indicate which statements are used to prove which other statements. A superscript (V) is used to highlight statements for which their proofs directly use the fact that in the Vickrey bottleneck model queues operate at capacity (i.e. constraint (4)). Additionally, the proof of the lemma with grey background (from [15]) depends on the way particles in an IDE predict the future travel times (and, thus, indirectly also depends on the way congestion is modelled). Therefore, these are the main places where one would possibly have to adjust the proofs if one wants to transfer our results to a different flow model.

The lower bound is based on a quite complex instance (see Figure 7) that works roughly as follows. We combine two gadgets: A “cycling gadget” consisting of a large cycle made of edges with capacity $\approx U$ and a “blocking gadget” consisting of paths with low capacity and length of about τ connecting the nodes on the cycle to the sink node (see Figure 13 for the cycling gadget, Figure 10 for the blocking gadget and Figure 14 for how they are combined). An IDE flow within this graph can then alternate between two different phases: A “charging phase”, wherein the main amount of flow travels once around the big cycle, loosing a small amount of flow to each of the paths leading towards the sink, and a “blocking phase”, in which the particles traveling along the paths form queues again and again in just the right way as to keep the main amount of flow traveling around on the large cycle without loosing any more flow. In order to derive a lower bound on the price of anarchy we then augment this instance in such a way that a respective system optimal flow can just bypass the two gadgets and reach the sink in constant time while any IDE flow gets diverted into the cycling gadget.

1.3. Further Related Work

In the dynamic traffic assignment literature, the concept of IDE was introduced and studied by several papers such as Ran and Boyce [31, § VII-IX], Boyce, Ran and LeBlanc [2, 32] and Friesz, Luque, Tobin, and Wie [12]. These works developed an optimal control-theoretic formulation and characterized instantaneous user equilibria by Pontryagin’s optimality conditions. It is worth mentioning that the control-theoretic formulation is actually not compatible with the deterministic queueing model of Vickrey. In Boyce, Ran and LeBlanc [2], a differential equation per edge governing the cumulative edge flow (state variable) is used. The right-hand side of the differential equation depends on the function denoting the rate at which flow leaves the edge (the exit flow function) which is assumed to be differentiable and strictly positive for any positive inflow. Both assumptions (positivity and differentiability) are not satisfied for the Vickrey model. For example, flow entering an empty edge needs a strictly positive time after which it leaves the edge again, thus, violating the strict positiveness of the exit flow function. More importantly, differentiability of the exit flow function is not guaranteed for the Vickrey queueing model. Non-differentiability (or equivalently discontinuity w.r.t. the state variable) is a well-known obstacle in the convergence analysis of a discretization of the Vickrey model. Han, Friesz, and Yao [18] considered dynamic equilibrium and reformulated the Vickrey model using a partial differential equation formulation. In [19], they further derived numerical algorithms for computing dynamic equilibria by discretizing the model and showing that the limit points correspond to dynamic equilibria of the continuous model. For further numerical schemes computing dynamic equilibria, we refer to the recent survey of Friesz and Han [11] and Peeta et al [30]. Koch and Skutella [25] gave a novel constructive characterization of dynamic equilibria in terms of a family of static flows (thin flows). Cominetti, Correa and Omar [5] refined this characterization and Koch and Sering [36] incorporated spillbacks in the fluid queuing model. Kaiser [24] showed that the thin flows needed for computing dynamic equilibria can be determined in polynomial time for series-parallel networks. Cominetti, Correa and Olver [6] studied the long term behavior of dynamic

²Similarly, $\Omega(U \log \tau)$ denotes the set of all functions in U and τ growing asymptotically at least as fast as $U \log \tau$, i.e. all functions $f : \mathbb{N}^* \times \mathbb{N}^* \rightarrow \mathbb{R}_{\geq 0}$ such that there exist some $k, U_0, \tau_0 \in \mathbb{N}_0$ with $k \cdot f(U, \tau) \geq U \log \tau$ for all $U \geq U_0, \tau \geq \tau_0$.

equilibria with infinitely lasting constant inflow rate at a single source. They characterized stable state distributions by an LP formulation provided that the inflow rate is at most the capacity of a minimal s - t cut.

Regarding the price of anarchy of dynamic equilibria, Koch and Skutella [25] derived the first results on the price of anarchy for dynamic equilibria, which were recently improved by Correa, Cristi and Oosterwijk [7] devising a tight bound of $\frac{e}{e-1}$, provided that a certain monotonicity conjecture holds. While this conjecture is widely believed to be true, it still remains unproven to this day. Israel and Sering [23] investigated the price of anarchy for the model with spillbacks. Bhaskar, Fleischer and Anshelevich [1] devised Stackelberg strategies in order to improve the efficiency of dynamic equilibria. Recently, Frascaria and Olver [10] considered a flexible departure choice model from an optimization point of view and derived insights into devising tolls for improving the performance of dynamic equilibria.

Ismaili [22] considered a discrete version of IDEs (see also Cao et al. [3], Scarsini et al. [34], Harks et al. [20] and Hofer et al. [21] for further works on discrete packet models) and investigated the price of anarchy with respect to the sum of travel times and derived lower bounds of order $\Omega(|V| + n)$ for the setting that only simple paths are allowed. Here n denotes the number of discrete players in the game. Very recently Cao, Chen, Chen, and Wang [4] proved for acyclic graphs an upper bound of $\tau(P_{\max}) + n$ on the residence time of agents in the discrete version. Here, $\tau(P_{\max})$ denotes the length of a longest source-sink-path in the network. For general multi-commodity instances allowing also cycles, Ismaili [22] proved that the price of anarchy is unbounded. Similarly, Graf, Harks and Sering [15] showed that for the continuous version, multi-commodity IDE flows may cycle forever and, thus, the price of anarchy is infinity. For IDE flows in single-sink networks, on the other hand, they showed that termination is always guaranteed. However, due to the non-constructive nature of the proof no explicit bound on the termination time or the price of anarchy follows.

2. Model

Let $\mathcal{N} = (G, (\nu_e)_{e \in E}, (\tau_e)_{e \in E}, (u_v)_{v \in V \setminus \{t\}}, t)$ be a network consisting of a directed graph $G = (V, E)$, edge capacities $\nu_e \in \mathbb{N}^*$, edge travel times $\tau_e \in \mathbb{N}^*$,³ a single sink node $t \in V$ reachable from every other node and for every node $v \in V \setminus \{t\}$ a corresponding integrable (network) inflow rate $u_v : \mathbb{R}_{\geq 0} \rightarrow \mathbb{R}_{\geq 0}$. The idea then is that, at all times $\theta \in \mathbb{R}_{\geq 0}$ infinitesimal small agents enter the network at node v at a rate according to $u_v(\theta)$ and start traveling through the graph towards the common sink t . Such a dynamic can be described by a *flow over time*, a tuple $f = (f^+, f^-)$ where $f^+, f^- : E \times \mathbb{R}_{\geq 0} \rightarrow \mathbb{R}_{\geq 0}$ are integrable functions. For any edge $e \in E$ and time $\theta \in \mathbb{R}_{\geq 0}$ the value $f_e^+(\theta)$ describes the (*edge*) *inflow rate* into e at time θ and $f_e^-(\theta)$ is the (*edge*) *outflow rate* from e at time θ .

³Throughout this paper we will restrict ourselves to integer travel times and edge capacities to make the statements and proofs cleaner. However, all results can be easily applied to instances with rational travel times and capacities by simply rescaling the instance appropriately. Note, however, that all bounds will then scale accordingly.

For any such flow over time f we define the *cumulative (edge) in- and outflow rates* F^+ and F^- as

$$F_e^+(\theta) := \int_0^\theta f_e^+(\zeta) d\zeta \quad \text{and} \quad F_e^-(\theta) := \int_0^\theta f_e^-(\zeta) d\zeta,$$

respectively. The queue length of edge e at time θ is then defined as

$$q_e(\theta) := F_e^+(\theta) - F_e^-(\theta + \tau_e).$$

We call such a flow f a *feasible flow* for a given set of network inflow rates $u_v : \mathbb{R}_{\geq 0} \rightarrow \mathbb{R}_{\geq 0}$ for each node $v \in V \setminus \{t\}$, if it satisfies the following constraints (1) to (4). The *flow conservation constraints* are modeled for all nodes $v \neq t$ as

$$\sum_{e \in \delta_v^+} f_e^+(\theta) - \sum_{e \in \delta_v^-} f_e^-(\theta) = u_v(\theta) \quad \text{for all } \theta \in \mathbb{R}_{\geq 0}, \quad (1)$$

where $\delta_v^+ := \{vu \in E\}$ and $\delta_v^- := \{uv \in E\}$ are the sets of outgoing edges from v and incoming edges into v , respectively. For the sink node t we require

$$\sum_{e \in \delta_t^+} f_e^+(\theta) - \sum_{e \in \delta_t^-} f_e^-(\theta) \leq 0 \quad (2)$$

and for all edges $e \in E$ we always assume

$$f_e^-(\theta) = 0 \text{ f.a. } \theta < \tau_e. \quad (3)$$

Finally we assume that the queues operate at capacity which can be modeled by

$$f_e^-(\theta + \tau_e) = \begin{cases} \nu_e, & \text{if } q_e(\theta) > 0 \\ \min \{ f_e^+(\theta), \nu_e \}, & \text{if } q_e(\theta) \leq 0 \end{cases} \quad \text{for all } e \in E, \theta \in \mathbb{R}_{\geq 0}. \quad (4)$$

Objectives of Flows over Time. We will now introduce some additional notation in order to formally define the two objectives we want to measure IDE against: Makespan and total travel times. Since both objectives are only relevant for flows with finitely lasting inflow rates, from here on we will always assume that there exists some time θ_0 , such that the supports of all network inflow rates u_v are contained in $[0, \theta_0]$.

Following [36], for any feasible flow f and every edge $e \in E$ we define the *edge load* function F_e^Δ that gives us for any time θ the flow volume currently on edge e (either waiting in its queue or traveling along the edge):

$$F_e^\Delta : \mathbb{R}_{\geq 0} \rightarrow \mathbb{R}_{\geq 0}, \theta \mapsto F_e^+(\theta) - F_e^-(\theta).$$

The function $F^\Delta(\theta) := \sum_{e \in E} F_e^\Delta(\theta)$ then gives the *total flow volume in the network at time* θ . Furthermore, we define a function Z indicating the volume of flow that already reached the sink t by time θ :

$$Z : \mathbb{R}_{\geq 0} \rightarrow \mathbb{R}_{\geq 0}, \theta \mapsto \sum_{e \in \delta_t^-} F_e^-(\theta) - \sum_{e \in \delta_t^+} F_e^+(\theta) \quad (5)$$

and for any node $v \neq t$ the *cumulative network inflow* at v as

$$U_v : \mathbb{R}_{\geq 0} \rightarrow \mathbb{R}_{\geq 0}, \theta \mapsto \int_0^\theta u_v(\zeta) d\zeta.$$

We will make use of the following connection between these functions (cf. [15, Section 4]).

Lemma 2.1. *Let f be a feasible flow. Then for every subset $W \subseteq V$ and any time θ we have*

$$\sum_{e \in E(W)} F_e^\Delta(\theta) = \sum_{e \in \delta_W^-} F_e^-(\theta) + \sum_{v \in W} U_v(\theta) - \sum_{e \in \delta_W^+} F_e^+(\theta) - \begin{cases} Z(\theta), & t \in W \\ 0, & \text{else} \end{cases},$$

where we define the edge set $E(W) := \{vw \in E \mid v, w \in W\}$ of all edges between nodes in W as well as the sets $\delta_W^+ := \{vw \in E \mid w \in W, v \notin W\}$ of outgoing edges from W and $\delta_W^- := \{vw \in E \mid v \notin W, w \in W\}$ of incoming edges into W . In particular taking $W = V$ we get

$$F^\Delta(\theta) = \sum_{v \in V \setminus \{t\}} U_v(\theta) - Z(\theta).$$

Proof. The proof is a direct computation - we only show the case $t \in U$ as the other one can be proven exactly the same way:

$$\begin{aligned} \sum_{e \in E(U)} F_e^\Delta(\theta) &= \sum_{e \in E(U)} (F_e^+(\theta) - F_e^-(\theta)) \\ &= \sum_{v \in U} \left(\sum_{e \in \delta_v^+} F_e^+(\theta) - \sum_{e \in \delta_v^-} F_e^-(\theta) \right) - \sum_{e \in \delta_U^+} F_e^+(\theta) + \sum_{e \in \delta_U^-} F_e^-(\theta) \\ &= \sum_{v \in U \setminus \{t\}} \left(\sum_{e \in \delta_v^+} \int_0^\theta f_e^+(\zeta) d\zeta - \sum_{e \in \delta_v^-} \int_0^\theta f_e^-(\zeta) d\zeta \right) - Z(\theta) - \sum_{e \in \delta_U^+} F_e^+(\theta) + \sum_{e \in \delta_U^-} F_e^-(\theta) \\ &= \int_0^\theta \sum_{v \in U \setminus \{t\}} \left(\sum_{e \in \delta_v^+} f_e^+(\zeta) - \sum_{e \in \delta_v^-} f_e^-(\zeta) \right) d\zeta - Z(\theta) - \sum_{e \in \delta_U^+} F_e^+(\theta) + \sum_{e \in \delta_U^-} F_e^-(\theta) \\ &= \int_0^\theta \sum_{v \in V \setminus \{t\}} u_v(\zeta) d\zeta + \sum_{e \in \delta_U^-} F_e^-(\theta) - Z(\theta) - \sum_{e \in \delta_U^+} F_e^+(\theta) \quad \square \end{aligned}$$

The last part then implies that – as one should expect – after time θ_0 , the total flow volume in the network is non-increasing since the cumulative network inflow is constant after this point while the total flow volume having already reached the sink is non-decreasing.

Corollary 2.2. *Let f be a feasible flow. Then for all $b \geq a \geq \theta_0$, we have $F^\Delta(b) \leq F^\Delta(a)$. In particular, for $\hat{\theta} \geq \theta_0$ with $F^\Delta(\hat{\theta}) = 0$, we have $F^\Delta(\theta) = 0$ for all $\theta \geq \hat{\theta}$.*

Proof. The corollary follows directly from Lemma 2.1, since $\sum_{e \in \delta_t^-} f_e^-(\theta) - \sum_{e \in \delta_t^+} f_e^+(\theta)$ is always non-negative by constraint (2) and so $Z(\theta) = \sum_{e \in \delta_t^-} F_e^-(\theta) - \sum_{e \in \delta_t^+} F_e^+(\theta)$ is non-decreasing, while – by the definition if θ_0 – all U_v are constant after time θ_0 . \square

This motivates the following definition of the makespan of a feasible flow.

Definition 2.3. A feasible flow over time f *terminates* if it satisfies

$$\inf \{ \theta \geq \theta_0 \mid F^\Delta(\theta) = 0 \} < \infty,$$

that is if there exists some finite time after time θ_0 such that the total flow volume in the network at that time is zero. We then call the smallest such time $\Theta(f) := \inf \{ \theta \geq \theta_0 \mid F^\Delta(\theta) = 0 \}$ the *makespan* of f and say that f *terminates* by time $\Theta(f)$. Corollary 2.2 implies $F^\Delta(\theta) = 0$ for all $\theta > \Theta(f)$. Note, that the makespan is also defined for non-terminating flows – as the infimum over an empty set it is then infinity.

For terminating flows over time we can use their makespan (i.e. the time the last particle arrives at the sink) as one measure of their quality. Alternatively, we can also look at the total travel times. For a single edge e we can calculate the total travel time spend on this edge by $\int_0^\infty f_e^+(\theta) c_e(\theta) d\theta$, where $c_e(\theta) := \tau_e + \frac{q_e(\theta)}{\nu_e}$ denotes the *current* or *instantaneous travel time* at time θ over edge e . Thus, we get the total travel time spend on an edge e by taking for every time θ the product of the current inflow rate into this edge and the travel time experienced by all particles entering at this time and then “summing” over all times. The sum over all edges then gives us the total travel times in the whole network.

Definition 2.4. Let f be a terminating feasible flow. Then we define the *total travel times for f* by

$$\Xi(f) := \sum_{e \in E} \int_0^\infty c_e(\theta) f_e^+(\theta) d\theta.$$

The following lemma gives two alternative ways to define the same value. The latter, in particular, will be useful in the rest of the paper and has the following intuitive interpretation (see [16, Section 5]): For every time θ we take the total flow volume in the network F^Δ at that time and then integrate these values for all times.

Lemma 2.5. *For any terminating feasible flow we have*

$$\Xi(f) = \int_0^{\Theta(f)} \theta \cdot Z'(\theta) d\theta - \sum_{v \in V \setminus \{t\}} \int_0^{\theta_0} \theta \cdot u_v(\theta) d\theta = \int_0^{\Theta(f)} F^\Delta(\theta) d\theta.$$

The proof of this lemma is a somewhat technical but mostly straight forward calculation (see appendix B for the details). The main idea is to first show that for each individual edge e we have

$$\int_0^{\Theta(f)} c_e(\theta) f_e^+(\theta) d\theta = \int_0^{\Theta(f)} (\theta + \tau_e) f_e^-(\theta + \tau_e) + \theta f_e^+(\theta) d\theta.$$

From this the lemma’s first equality follows by a telescope sum argument and flow conservation at the nodes. The second equality can then be shown using integration by parts.

Remark 2.6. In [1] Bhaskar et al. define another closely related objective called the *total delay* of a flow by

$$D(f) := \int_0^{\Theta(f)} \theta Z'(\theta) d\theta.$$

Intuitively, this is just the sum of all particles’ arrival times (in contrast to the total travel time which is the sum of all particles’ *travel* times). They then show ([1, Theorem 10]) that for dynamic equilibria the total delay price of anarchy is at most twice the makespan

price of anarchy. Since their proof of this result in fact holds for any feasible flow (not just dynamic equilibria) it also applies to IDE. Thus, any bound on the makespan PoA for IDE also immediately gives us an asymptotically equal bound on the total delay PoA for IDE.

IDE Flows and their PoA. Following [15] we define an IDE flow as a feasible flow with the property that whenever a particle arrives at a node $v \neq t$, it can only enter an edge that is the first edge on a currently shortest v - t path, i.e. a shortest path with respect to the instantaneous travel time $c_e(\theta)$. In order to make this more formal we use time dependent node labels $\ell_v(\theta)$ corresponding to current shortest path distances from v to the sink t . For $v \in V$ and $\theta \in \mathbb{R}_{\geq 0}$, define

$$\ell_v(\theta) := \begin{cases} 0, & \text{for } v = t \\ \min_{e=vw \in E} \{\ell_w(\theta) + c_e(\theta)\}, & \text{else.} \end{cases} \quad (6)$$

We say that an edge $e = vw$ is *active* at time θ , if $\ell_v(\theta) = \ell_w(\theta) + c_e(\theta)$ and we denote the set of active edges by $E_\theta \subseteq E$. We call a v - t path P an *active v - t path at time θ* , if all edges of P are active for i at θ or, equivalently, $\sum_{e \in P} c_e(\theta) = \ell_v(\theta)$. For differentiation we call paths that are minimal with respect to the transit times τ *physical shortest paths*.

Definition 2.7. A feasible flow over time f is an *instantaneous dynamic equilibrium (IDE)*, if for all $\theta \in \mathbb{R}_{\geq 0}$ and $e \in E$ it satisfies

$$f_e^+(\theta) > 0 \Rightarrow e \in E_\theta. \quad (7)$$

Since in an IDE flow particles act selfishly and without cooperation we should expect that IDE flows will not be optimal with regard to objectives like makespan or total travel time. To quantify this differences we will use the price of anarchy, which we define as follows: For any instance $\mathcal{N} = (G, (\nu_e)_{e \in E}, (\tau_e)_{e \in E}, (u_v)_{v \in V \setminus \{t\}}, t)$ we define the worst case makespan of an IDE flow in \mathcal{N} as

$$\Theta_{\text{IDE}}(\mathcal{N}) := \sup \{ \Theta(f) \mid f \text{ an IDE flow in } \mathcal{N} \}$$

and the optimal makespan in \mathcal{N} as

$$\Theta_{\text{OPT}}(\mathcal{N}) := \inf \{ \Theta(f) \mid f \text{ a feasible flow in } \mathcal{N} \}.$$

In the same way we define the worst case total travel time as

$$\Xi_{\text{IDE}}(\mathcal{N}) := \sup \{ \Xi(f) \mid f \text{ an IDE flow in } \mathcal{N} \}$$

and the optimal total travel times as

$$\Xi_{\text{OPT}}(\mathcal{N}) := \inf \{ \Xi(f) \mid f \text{ a feasible flow in } \mathcal{N} \}.$$

Note that we use supremum and infimum here instead of maximum and minimum as the set of all IDE flows/of all feasible flows is not necessarily compact as a subset of the appropriate function space. Thus, it is a priori not clear whether a maximum or minimum is attained. However, since we are only interested in a bound on the worst case ratio of

worst IDE to optimal flow, this is also not important for the further analysis. To define this bound we again take the supremum over all ratios of worst case IDE to optimal feasible flow over the set of all instances with the same total flow volume and total edge length. This then gives us the parametrized price of anarchy, which – in other words – is just a tight bound on how much worse an IDE can be with regards to the given objective compared to an optimal flow.

Definition 2.8. For any pair of whole numbers (U, τ) we define the *makespan/total travel times Price of Anarchy* (M-PoA/T-PoA) for instances with total flow volume U and total edge length τ as

$$\text{M-PoA}(U, \tau) := \sup \left\{ \frac{\Theta_{\text{IDE}}(\mathcal{N})}{\Theta_{\text{OPT}}(\mathcal{N})} \mid \mathcal{N} \text{ an instance with } \sum_{v \in V \setminus \{t\}} U_v(\theta_0) = U, \sum_{e \in E} \tau_e = \tau \right\}$$

and

$$\text{T-PoA}(U, \tau) := \sup \left\{ \frac{\Xi_{\text{IDE}}(\mathcal{N})}{\Xi_{\text{OPT}}(\mathcal{N})} \mid \mathcal{N} \text{ an instance with } \sum_{v \in V \setminus \{t\}} U_v(\theta_0) = U, \sum_{e \in E} \tau_e = \tau \right\},$$

respectively.

Remark 2.9. At first it might seem strange that the PoA depends only on U and τ while being independent of the capacities ν_e . However, this is only the case here because we always assume that all capacities are at least 1 throughout this paper. In order to transfer our results to networks with arbitrary capacities one has to rescale the network and, in particular, replace U by $\frac{1}{\nu_{\min}} U$, where $\nu_{\min} := \min \{ \nu_e \mid e \in E \}$.

3. Upper Bounds

In this section we will show upper bounds for the makespan as well as the total travel times for IDE flows in terms of $\tau(G) := \sum_{e \in E} \tau_e$ and $U := \sum_{v \in V \setminus \{t\}} \int_0^{\theta_0} u_v(\theta) d\theta$. From this we can then derive upper bounds for the respective PoAs. Before we turn to the termination results, however, we need an additional technical lemma that is a strengthening of [15, Lemma 4.2] and gives an upper bound for the length of time a volume of flow can take before it leaves the edge.

Lemma 3.1. *Let f be a feasible flow over time, $\theta_1 \in \mathbb{R}_{\geq 0}$, $e \in E$ and $0 \leq \lambda \leq F_e^\Delta(\theta_1)$. Then the cumulative outflow from edge e between times θ_1 and $\theta_2 := \theta_1 + \frac{\lambda}{\nu_e} + \tau_e$ will be at least λ , i.e.,*

$$F_e^-(\theta_2) - F_e^-(\theta_1) \geq \lambda.$$

Intuitively, this lemma holds true because all particles which are on edge e at time θ_1 but have not left this edge by time $\theta_1 + \tau_e$ must have been in the queue of this edge at time θ_1 . And since queues operate at capacity (constraint (4)) these particles leave the queue and enter the edge itself at a rate of ν_e (leaving it τ_e time steps later).

Proof. By way of contradiction we assume $F_e^-(\theta_2) - F_e^-(\theta_1) < \lambda \leq F_e^\Delta(\theta_1) = F_e^+(\theta_1) - F_e^-(\theta_1)$. From this, we get $F_e^-(\theta_2) < F_e^+(\theta_1) \leq F_e^+(\theta_2 - \tau_e)$ and, since F_e^+ and F_e^- are non-decreasing, the same holds true for all $\theta \in [\theta_1 + \tau_e, \theta_2]$ in the place of θ_2 . Thus, we

have $q_e(\theta) = F_e^+(\theta) - F_e^-(\theta + \tau_e) > 0$ for all $\theta \in [\theta_1, \theta_2 - \tau_e]$ and, by constraint (4), $f^-(\theta + \tau_e) = \nu_e$ for all such θ . But this leads to a contradiction as follows

$$\begin{aligned} F_e^-(\theta_2) - F_e^-(\theta_1) &\geq F_e^-(\theta_2) - F_e^-(\theta_1 + \tau_e) = \int_{\theta_1 + \tau_e}^{\theta_2} f_e^-(\theta) d\theta \\ &= \int_{\theta_1}^{\theta_2 - \tau_e} f_e^-(\theta + \tau_e) d\theta = (\theta_2 - \tau_e - \theta_1) \nu_e = \lambda. \quad \square \end{aligned}$$

We will now look at acyclic graphs and extend the above result to the whole graph, i.e. derive an upper bound on the time flow particles can take to reach the sink. This, in particular, then provides a general termination bound for *all* feasible flows in acyclic graphs in terms of U and $\tau(P_{\max})$, where the latter denotes the physical length of a longest v - t path.

Lemma 3.2. *In an acyclic network, every feasible flow over time f satisfies*

$$Z(\theta) \geq Z(\zeta) + \min \{ F^\Delta(\zeta), \theta - \zeta - \tau(P_{\max}) \}$$

for all times $\theta \geq \zeta \geq 0$, that is as long as there is some volume of flow in the network at some time ζ this volume arrives at the sink at most $\tau(P_{\max})$ time steps later at a rate of at least 1. In particular, any feasible flow in an acyclic network terminates before $\theta_0 + \tau(P_{\max}) + U$.

Proof. For this proof we will assume that all edge travel times are 1. If that is not the case the network can be easily modified without changing the flow dynamics by replacing each edge e with τ_e consecutive edges of travel time 1 each. Furthermore, we assume that the sink t has no outgoing edges since in an acyclic graph such edges can never be used by a feasible flow.

To show the lemma we first need some notation: For every node $v \in V$ we define the *pessimistic remaining distance* $\tilde{d}_v := \max \{ |P| \mid P \text{ is a } v\text{-}t \text{ path} \}$ as the physical length of the longest v - t path (cf. Figure 5). Since our network is acyclic, \tilde{d}_v is well defined and every edge $e = (u, v)$ satisfies $\tilde{d}_u > \tilde{d}_v$. For any $k = 1, \dots, \tau(P_{\max})$ we define $V_k := \{ v \in V \setminus \{t\} \mid \tilde{d}_v = k \}$ and $V_{\leq k} := \{ v \in V \setminus \{t\} \mid \tilde{d}_v \leq k \}$, the sets of all nodes with pessimistic distance equal to and at most k , respectively. Furthermore, we define the set $E_{\geq k}^k := \{ (u, v) \in E \mid \tilde{d}_u > k \geq \tilde{d}_v \}$ of all edges crossing level k as well as the subsets $E_{\leq k}^{k+1} := \{ (u, v) \in E \mid \tilde{d}_u = k + 1, k \geq \tilde{d}_v \}$ and $E_k^{>k} := \{ (u, v) \in E \mid \tilde{d}_u > k = \tilde{d}_v \}$. Finally, for any $k = 0, 1, \dots, \tau(P_{\max})$ let

$$F_{\leq k}(\theta) := \sum_{e \in E_{\geq k}^k} F_e^-(\theta) + \sum_{v \in V_{\leq k}} U_v(\theta)$$

denote the total volume of flow that currently has a pessimistic remaining distance of less than k (including all the flow volume already at the sink). The following claim will then immediately imply the lemma.

Claim 1. *For any $k = 0, 1, \dots, \tau(P_{\max})$ and all times $\theta \geq \zeta \geq 0$ we have*

$$F_{\leq k}(\theta) \geq M(\theta, \zeta, k) := \min \{ F_{\leq \tau(P_{\max})}(\zeta), F_{\leq k}(\zeta) + \theta - \zeta - \tau(P_{\max}) + k \} \quad (8)$$

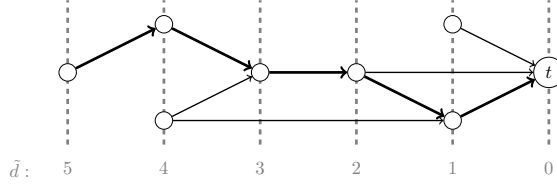


Figure 5.: An example network with the nodes placed according to their pessimistic distance \tilde{d}_v . The bold edges form the path P_{\max} in this network. Claim 1 states that as long as there is remaining flow volume to the left of any level k this flow volume crosses this level at most $\tau(P_{\max}) - k$ time steps later at a rate of at least 1.

Proof of Claim 1. First note, that it suffices to show this inequality for all $\theta \in [\zeta + \tau(P_{\max}) - k, \zeta + \tau(P_{\max}) - k + F_{\leq \tau(P_{\max})}(\zeta) - F_{\leq k}(\zeta)]$. For any time θ before that interval we have $M(\theta, \zeta, k) = F_{\leq k}(\zeta)$, which is at most $F_{\leq k}(\theta)$ since $\theta \geq \zeta$ and $F_{\leq k}$ is non-decreasing. After the interval we have $M(\theta, \zeta, k) = F_{\leq \tau(P_{\max})}(\zeta)$ and, thus, if (8) holds at the end of the interval it holds forever after that (again because $F_{\leq k}$ is non-increasing).

For $\theta \in [\zeta + \tau(P_{\max}) - k, \zeta + \tau(P_{\max}) - k + F_{\leq \tau(P_{\max})}(\zeta) - F_{\leq k}(\zeta)]$ we will now show (8) by downward induction on k starting with $k = \tau(P_{\max})$.

$k = \tau(P_{\max})$: Here (8) holds trivially as $F_{\leq \tau(P_{\max})}$ is non-decreasing and, thus, the inequality $F_{\leq \tau(P_{\max})}(\theta) \geq F_{\leq \tau(P_{\max})}(\zeta) \geq M(\theta, \zeta, \tau(P_{\max}))$ is true for all $\theta \geq \zeta$.

$k \rightarrow k - 1$: We assume that (8) holds for some fixed k and all $\theta \geq \zeta$. By way of contradiction assume that (8) does *not* hold for $k - 1$, i.e. there exists some times $\zeta \in \mathbb{R}_{\geq 0}$ and $\theta \in [\zeta + \tau(P_{\max}) - (k - 1), \zeta + \tau(P_{\max}) - (k - 1) + F_{\leq \tau(P_{\max})}(\zeta) - F_{\leq k-1}(\zeta)]$ with

$$F_{\leq k-1}(\theta) < M(\theta, \zeta, k - 1).$$

We define

$$\bar{\theta} := \inf \{ \theta \geq \zeta + \tau(P_{\max}) - (k - 1) \mid F_{\leq k-1}(\theta) < M(\theta, \zeta, k - 1) \}.$$

Since (8) holds for $\theta = \zeta + \tau(P_{\max}) - (k - 1)$ and both sides of the inequality are differentiable on the relevant interval, this implies that here exists some $\varepsilon > 0$ such that for all $\theta \in (\bar{\theta}, \bar{\theta} + \varepsilon)$ we have

$$\sum_{e \in E_{\leq k-1}^{>k-1}} f_e^-(\theta) = \frac{\partial}{\partial \theta} F_{\leq k-1}(\theta) < \frac{\partial}{\partial \theta} M(\theta, \zeta, k - 1) = 1.$$

Thus, for all $e \in E_{\leq k-1}^{>k-1}$ and any $\theta \in (\bar{\theta}, \bar{\theta} + \varepsilon)$ we have $f_e^-(\theta) < 1 \leq \nu_e$. By constraint (4) (queues operate at capacity) we get

$$F_e^+(\theta - 1) - F_e^-(\theta) = F_e^+(\theta - \tau_e) - F_e^-(\theta) = q_e(\theta - \tau_e) = 0, \quad (9)$$

which in turn implies

$$\begin{aligned} F_{\leq k-1}(\theta) &= \sum_{e \in E_{\leq k-1}^{>k}} F_e^-(\theta) + \sum_{e \in E_{\leq k-1}^k} F_e^-(\theta) + \sum_{v \in V_{\leq k-1}} U_v(\theta) \\ &\stackrel{(9)}{=} \sum_{e \in E_{\leq k-1}^{>k}} F_e^-(\theta) + \sum_{e \in E_{\leq k-1}^k} F_e^+(\theta - 1) + \sum_{v \in V_{\leq k-1}} U_v(\theta) \end{aligned}$$

$$\begin{aligned}
&\stackrel{(1)}{=} \sum_{e \in E_{\leq k-1}^{>k}} F_e^-(\theta) + \sum_{e \in E_k^{>k}} F_e^-(\theta - 1) + \sum_{v \in V_k} U_v(\theta - 1) + \sum_{v \in V_{\leq k-1}} U_v(\theta) \\
&\geq \sum_{e \in E_{\leq k-1}^{>k}} F_e^-(\theta - 1) + \sum_{e \in E_k^{>k}} F_e^-(\theta - 1) + \sum_{v \in V_k} U_v(\theta - 1) + \sum_{v \in V_{\leq k-1}} U_v(\theta - 1) \\
&= F_{\leq k}^-(\theta - 1) \geq M(\theta - 1, \zeta, k) = M(\theta, \zeta, k - 1),
\end{aligned}$$

for all $\theta \in (\bar{\theta}, \bar{\theta} + \varepsilon)$, where the last inequality holds by induction. But this is a contradiction to the definition of $\bar{\theta}$. \blacksquare

The first part of the lemma now follows from Claim 1 by choosing $k = 0$:

$$\begin{aligned}
Z(\theta) &= F_{\leq 0}(\theta) \stackrel{\text{Claim 1}}{\geq} \min \{ F_{\leq \tau(P_{\max})}(\zeta), F_{\leq 0}(\zeta) + \theta - \zeta - \tau(P_{\max}) \} \\
&= \min \{ F^\Delta(\zeta) + Z(\zeta), Z(\zeta) + \theta - \zeta - \tau(P_{\max}) \} \\
&= Z(\zeta) + \min \{ F^\Delta(\zeta), \theta - \zeta - \tau(P_{\max}) \}.
\end{aligned}$$

For the second part we additionally choose $\zeta = \theta_0$ and $\theta = \theta_0 + \tau(P_{\max}) + U$ leading to

$$Z(\theta) \geq Z(\theta_0) + \min \{ F^\Delta(\theta_0), U \} \geq \min \{ Z(\theta_0) + F^\Delta(\theta_0), U \} = \min \{ U, U \} = U,$$

which immediately implies

$$F^\Delta(\theta) = U(\theta) - Z(\theta) \leq U - U = 0,$$

i.e. f has terminated by time $\theta = \theta_0 + \tau(P_{\max}) + U$. \square

It turns out, the same termination bound also holds for multi-commodity flows in acyclic networks (i.e. flows with multiple sinks).

Lemma 3.3. *In an acyclic network, every feasible multi-commodity flow over time f satisfies*

$$Z(\theta) \geq Z(\zeta) + \min \{ F^\Delta(\zeta), \theta - \zeta - \tau(P_{\max}) \}$$

for all times $\theta \geq \zeta \geq 0$, where Z is aggregated over all sinks. In particular, any such flow terminates before $\theta_0 + \tau(P_{\max}) + U$.

Proof. The proof is essentially the same as for the single-commodity case since the flow rates of a multi-commodity flow aggregated over all commodities satisfy the feasibility constraints of a single commodity flow (see [15] for a formal definition of multi-commodity flows). We only have to adjust the definition of the pessimistic remaining distance by setting

$$\tilde{d}_v := \max \{ |P| \mid P \text{ is a } v\text{-}t \text{ path for some sink } t \in V \}.$$

Furthermore, to ensure that we still have $Z(\theta) = F_{\leq 0}(\theta)$ for all times θ , we add a new sink node for every sink node which currently does not have a pessimistic distance of 0. We then connect the old sink node (which does not act as a sink any more) to the new one by an edge of infinite capacity and physical travel time of 1. Note, that this does not change the length of the longest path towards a sink in the network and only increases the termination time. Thus, a bound on the makespan in the new network is also a bound on the makespan in the old network. \square

Remark 3.4. The bound on the termination time for flows over time in acyclic networks given in this lemma is exactly the same as the one found by Cao, Chen, Chen, and Wang in [4, Theorem 2] for the atomic routing model, i.e. the discretized version of flows over time. Since Sering, Vargas Koch, and Ziemke have shown in [37, Theorem 5.5] that any flow over time can be considered as limit of finer and finer discretizations (for which then the result from [4] applies), this yields an alternative proof for the second part of Lemma 3.2. Since both results actually hold for multi-source multi-sink settings, this even shows a slightly more general result – namely, that in acyclic networks the bound of $\theta_0 + \tau(P_{\max}) + U$ holds even in the multi-commodity setting.

Proof sketch. First note that we can assume without loss of generality that all edge travel times and capacities are 1. This can be achieved by replacing every edge e by ν_e parallel paths each consisting of τ_e edges with capacity and travel time equal to 1. Then every feasible flow in the original network can be translated into a feasible flow in the transformed network such that the arrival times of all particles at all nodes (and in particular at its sink) remain the same.

Now, let f be any such feasible flow. Then, by [37, Theorem 5.5], there exists a sequence $(f_n)_{n \in \mathbb{N}^*}$ of atomic packet routings such that in packet routing f_n the time steps have length $\frac{1}{n}$ and the packets a size of $\frac{1}{n^2}$. Furthermore for any particle of flow f the arrival time of its corresponding packet in the packet routings at any node converges to its arrival time in the flow f . In particular, denoting by $\Theta(f_n)$ the time the last packet arrives at it sink in f_n , we have $\lim_{n \rightarrow \infty} \Theta(f_n) = \Theta(f)$.

Thus, it suffices to give a bound on the $\Theta(f_n)$. So, let n be fixed. Then, by again rescaling the network and the flow, we can obtain a routing with unit sized packets and unit time steps. The edge capacities are then n and by further subdividing edges into paths we can also guarantee that all of them have a travel time of 1. Furthermore, by adding for every packet a path of lengths $n\xi$ ending with its source node, where ξ is the time it enters the network in f_n , and defining the start of this path as its new source, we can also ensure that all packets are enter the network simultaneously at time 0. Now, take the last packet arriving at the sink, then by [4, Theorem 2] we know that its arrival time is at most $L + \left\lfloor \frac{\lfloor n^2 U \rfloor - 1}{n} \right\rfloor$, where L is the length of the longest possible path this particle can take, i.e. we have $L \leq n\theta_0 + n\tau(P_{\max})$. Thus, we get

$$\begin{aligned} \Theta(f) &= \lim_{n \rightarrow \infty} \Theta(f_n) \leq \lim_{n \rightarrow \infty} \left(L + \left\lfloor \frac{\lfloor n^2 U \rfloor - 1}{n} \right\rfloor \right) \\ &\leq \theta_0 + \tau(P_{\max}) + \lim_{n \rightarrow \infty} \frac{1}{n} \left\lfloor \frac{\lfloor n^2 U \rfloor - 1}{n} \right\rfloor = \theta_0 + \tau(P_{\max}) + U. \quad \square \end{aligned}$$

Similarly to the proof of termination in [15, Theorem 4.6] we will apply our result for feasible flows in acyclic graphs to IDE flows in general graphs by using the fact ([15, Lemma 4.4]) that, whenever the total flow volume in a subgraph is small enough, only the physically shortest paths in this subgraph can be active. Since these edges form an acyclic subgraph, for an IDE flow we can then apply Lemma 3.2.

For the following proof we will look at a particular type of subgraph, which we will call a sink-like subgraph: a subgraph containing all physically shortest paths from its nodes towards the sink, with a sufficiently low flow volume at the beginning of some interval as well as a low inflow into this subgraph over the course of said interval.

Definition 3.5. An induced subgraph $T \subseteq G$ is a *sink-like subgraph* on an interval $[\theta_1, \theta_2]$ if the following two properties hold:

- For each node $v \in V(T)$ all physically shortest v - t paths are contained in T .
- The total flow volume present in T at the beginning of the interval plus the cumulative inflow into this subgraph during the interval is less than $\frac{1}{2}$, i.e. T satisfies

$$\text{vol}_T(\theta_1, \theta_2) := \sum_{e \in E(T)} F_e^\Delta(\theta_1) + \sum_{e \in \delta_T^-} \int_{\theta_1}^{\theta_2} f_e^-(\theta) d\theta + \sum_{v \in V(T) \setminus \{t\}} \int_{\theta_1}^{\theta_2} u_v(\theta) d\theta < \frac{1}{2}.$$

Here $\delta_T^- := \{vw \in E \mid v \notin V(T), w \in V(T)\}$ denotes the set of edges entering the subgraph T . We will now show that inside a sink-like subgraph only physically shortest paths towards the sink can be active.

Lemma 3.6. *Let T be a sink-like subgraph on an interval $[\theta_1, \theta_2]$. Then during this interval only physically shortest paths towards t can be active.*

Proof. Let $v \in V(T)$ be a node in T and $\hat{\theta} \in [\theta_1, \theta_2]$, then for any physically shortest v - t path P we have:

$$\begin{aligned} \sum_{e \in P} F_e^\Delta(\hat{\theta}) &\leq \sum_{e \in E(T)} F_e^\Delta(\hat{\theta}) \stackrel{\text{Lemma 2.1}}{=} \sum_{e \in \delta_T^-} F_e^-(\hat{\theta}) + \sum_{v \in V(T) \setminus \{t\}} U_v(\hat{\theta}) - \sum_{e \in \delta_T^+} F_e^+(\hat{\theta}) - Z(\hat{\theta}) \\ &\leq \sum_{e \in \delta_T^-} F_e^-(\theta_1) + \sum_{e \in \delta_T^-} \int_{\theta_1}^{\hat{\theta}} f_e^-(\theta) d\theta + \sum_{v \in V(T) \setminus \{t\}} \int_{\theta_1}^{\hat{\theta}} u_v(\theta) d\theta + \sum_{v \in V(T) \setminus \{t\}} U_v(\theta_1) \\ &\quad - \sum_{e \in \delta_T^+} F_e^+(\theta_1) - Z(\theta_1) \\ &\stackrel{\text{Lemma 2.1}}{=} \sum_{e \in E(T)} F_e^\Delta(\theta_1) + \sum_{e \in \delta_T^-} \int_{\theta_1}^{\hat{\theta}} f_e^-(\theta) d\theta + \sum_{v \in V(T) \setminus \{t\}} \int_{\theta_1}^{\hat{\theta}} u_v(\theta) d\theta < \frac{1}{2}. \end{aligned}$$

Thus, by [15, Lemma 4.4] we get that all active v - t paths are also physically shortest paths towards t (we have $v_{\min}, \tau_\Delta \geq 1$, since both travel times and capacities are whole numbers here). \square

Together with Corollary 2.2 and Lemma 3.2 this implies that any IDE flow will terminate once the whole graph is sink-like.

Corollary 3.7. *Let f be an IDE flow and $\tilde{\theta} \geq \theta_0$ such that the whole graph G is sink-like at time $\tilde{\theta}$. Then, the flow terminates before $\tilde{\theta} + \tau(P_{\max}) + \frac{1}{2}$.*

Proof. Corollary 2.2 together with $\delta_G^+ = \delta_G^- = \emptyset$ shows

$$\text{vol}_G(\tilde{\theta}, \theta) = F^\Delta(\tilde{\theta}) = \text{vol}_G(\tilde{\theta}, \tilde{\theta}) < \frac{1}{2}$$

for all times $\theta \geq \tilde{\theta}$, i.e. G remains sink-like forever after $\tilde{\theta}$. So, by Lemma 3.6, after $\tilde{\theta}$ the flow f can only use edges on physically shortest paths towards t . As those edges form a time independent acyclic subgraph this shows that f only uses an acyclic subgraph of G and by Lemma 3.2 such a flow terminates after an additional time of at most $\tau(P_{\max}) + \text{vol}_G(\tilde{\theta}, \tilde{\theta}) < \tau(P_{\max}) + \frac{1}{2}$. \square

To get an upper bound on the makespan of an IDE flow it now suffices to find a large enough time horizon such that it contains at least one point in time where the whole graph is sink-like. To determine such a time, we first show that if we have a sink-like subgraph over a sufficiently long period of time, we can extend this subgraph to a larger sink-like subgraph over a slightly smaller subinterval. Note, that the proof of [15, Theorem 4.6] uses a similar strategy, but is non-constructive and, therefore, only establishes the existence of a termination time without revealing anything about the length of this time. Thus, a more thorough analysis is needed here.

Lemma 3.8. *Let $T \subsetneq G$ be an induced subgraph, v the closest node to t not in T and T' the subgraph of G induced by $V(T) \cup \{v\}$. Let $\theta_1 \in \mathbb{R}_{\geq 0}$ be some time, $\theta_2 := \theta_1 + \sum_{e \in E \setminus E(T)} (\tau_e + \frac{1}{2\nu_e})$ and $\theta'_2 := \theta_1 + \sum_{e \in E \setminus E(T')} (\tau_e + \frac{1}{2\nu_e})$.*

If T is sink-like on $[\theta_1, \theta_2]$, then T' is a sink-like subgraph on $[\theta_1, \theta'_2]$.

Proof. Since it is clear that T' fulfills the first property of being sink-like (by the choice of v), we only need to show that $\text{vol}_{T'}(\theta_1, \theta'_2) \leq \text{vol}_T(\theta_1, \theta_2)$, from which the lemma follows immediately (as T is sink-like on $[\theta_1, \theta_2]$). More precisely we will show that the flow volume on edges between v and T (i.e. edges in $E(T') \setminus E(T) = (\delta_v^+ \cap \delta_T^-) \cup (\delta_v^- \cap \delta_T^+)$) at time θ_1 as well as the cumulative inflow into v over the interval $[\theta_1, \theta'_2]$ is already accounted for by the cumulative inflow into T on the interval $[\theta_1, \theta_2]$ via edges from v to T . This is formalized in the following three claims:

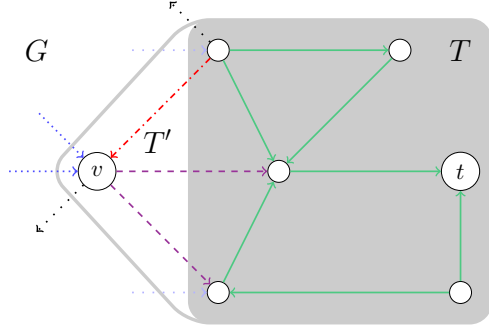


Figure 6.: *A sink-like subgraph T and a closest node $v \in V \setminus V(T)$ as in the statement of Lemma 3.8. By Claim 2 all flow on the **dash-dotted edge** from T to v will reach v before time θ_v . By Claim 3 between θ_1 and θ_v all flow reaching v (either via the **dotted** or via the **dash-dotted edges**) will travel towards T from there (i.e. enter one of the **dashed edges**). By Claim 4 the **dashed edges** will never carry a larger flow volume than $\frac{1}{2}$ between θ_1 and θ_v and all flow particles using these edges within this time interval will reach T before θ_2 .*

Claim 2. *All flow on edges from T to v (**dash-dotted edges** in Figure 6) at time θ_1 reaches v before $\theta_v := \theta_1 + \sum_{e \in E \setminus E(T')} (\tau_e + \frac{1}{2\nu_e}) + \sum_{e \in \delta_v^- \cap \delta_T^+} (\tau_e + \frac{1}{2\nu_e}) \leq \theta_2$, i.e.*

$$F_e^\Delta(\theta_1) \leq \int_{\theta_1}^{\theta_v} f_e^-(\theta) d\theta \text{ for all } e \in \delta_T^+ \cap \delta_v^-.$$

Claim 3. *All flow reaching v (due to the network inflow at v or from T or $G \setminus T'$, i.e. via the **dash-dotted** or via the **dotted** edges in Figure 6) between θ_1 and θ_v will enter an edge towards T (**dashed edges** in Figure 6), i.e.*

$$\sum_{e \in \delta_v^-} \int_{\theta_1}^{\theta_v} f_e^-(\theta) d\theta + \int_{\theta_1}^{\theta_v} u_v(\theta) d\theta = \sum_{e \in \delta_v^+ \cap \delta_T^-} \int_{\theta_1}^{\theta_v} f_e^+(\theta) d\theta.$$

Claim 4. For any edge from v to T (dashed edges in Figure 6) the volume of flow currently traveling on this edge at any time $\theta \in [\theta_1, \theta_v]$ is less than $\frac{1}{2}$, i.e.

$$F_e^\Delta(\theta) < \frac{1}{2} \text{ for all } e \in \delta_v^+ \cap \delta_T^- \text{ and } \theta \in [\theta_1, \theta_v].$$

Additionally all this flow will reach T before θ_2 , i.e.

$$F_e^\Delta(\theta_1) + \int_{\theta_1}^{\theta_v} f_e^+(\theta) d\theta \leq \int_{\theta_1}^{\theta_2} f_e^-(\theta) d\theta \text{ for all } e \in \delta_v^+ \cap \delta_T^-.$$

From Claims 2 to 4 we then directly get

$$\begin{aligned} \text{vol}_{T'}(\theta_1, \theta'_2) &\leq \text{vol}_{T'}(\theta_1, \theta_v) \\ &= \sum_{e \in E(T')} F_e^\Delta(\theta_1) + \sum_{e \in \delta_{T'}^-} \int_{\theta_1}^{\theta_v} f_e^-(\theta) d\theta + \sum_{v \in V(T') \setminus \{t\}} \int_{\theta_1}^{\theta_v} u_v(\theta) d\theta \\ &= \sum_{e \in E(T)} F_e^\Delta(\theta_1) + \sum_{e \in \delta_T^+ \cap \delta_v^-} F_e^\Delta(\theta_1) + \sum_{e \in \delta_v^+ \cap \delta_T^-} F_e^\Delta(\theta_1) + \sum_{e \in \delta_T^- \setminus \delta_v^+} \int_{\theta_1}^{\theta_v} f_e^-(\theta) d\theta \\ &\quad + \sum_{e \in \delta_v^- \setminus \delta_T^+} \int_{\theta_1}^{\theta_v} f_e^-(\theta) d\theta + \sum_{v \in V(T') \setminus \{t\}} \int_{\theta_1}^{\theta_v} u_v(\theta) d\theta \\ &\stackrel{\text{Cl. 2}}{\leq} \sum_{e \in E(T)} F_e^\Delta(\theta_1) + \sum_{e \in \delta_T^+ \cap \delta_v^-} \int_{\theta_1}^{\theta_v} f_e^-(\theta) d\theta + \sum_{e \in \delta_v^+ \cap \delta_T^-} F_e^\Delta(\theta_1) + \sum_{e \in \delta_T^- \setminus \delta_v^+} \int_{\theta_1}^{\theta_v} f_e^-(\theta) d\theta \\ &\quad + \sum_{e \in \delta_v^- \setminus \delta_T^+} \int_{\theta_1}^{\theta_v} f_e^-(\theta) d\theta + \sum_{v \in V(T') \setminus \{t\}} \int_{\theta_1}^{\theta_v} u_v(\theta) d\theta \\ &\stackrel{\text{Cl. 3}}{=} \sum_{e \in E(T)} F_e^\Delta(\theta_1) + \sum_{e \in \delta_v^+ \cap \delta_T^-} F_e^\Delta(\theta_1) + \sum_{e \in \delta_T^- \setminus \delta_v^+} \int_{\theta_1}^{\theta_v} f_e^-(\theta) d\theta + \sum_{e \in \delta_v^+ \cap \delta_T^-} \int_{\theta_1}^{\theta_v} f_e^+(\theta) d\theta \\ &\quad + \sum_{v \in V(T) \setminus \{t\}} \int_{\theta_1}^{\theta_v} u_v(\theta) d\theta \\ &\stackrel{\text{Cl. 4}}{\leq} \sum_{e \in E(T)} F_e^\Delta(\theta_1) + \sum_{e \in \delta_T^- \setminus \delta_v^+} \int_{\theta_1}^{\theta_v} f_e^-(\theta) d\theta + \sum_{e \in \delta_v^+ \cap \delta_T^-} \int_{\theta_1}^{\theta_2} f_e^-(\theta) d\theta + \sum_{v \in V(T) \setminus \{t\}} \int_{\theta_1}^{\theta_v} u_v(\theta) d\theta \\ &\leq \sum_{e \in E(T)} F_e^\Delta(\theta_1) + \sum_{e \in \delta_T^-} \int_{\theta_1}^{\theta_2} f_e^-(\theta) d\theta + \sum_{v \in V(T) \setminus \{t\}} \int_{\theta_1}^{\theta_2} u_v(\theta) d\theta = \text{vol}_T(\theta_1, \theta_2) < \frac{1}{2}, \end{aligned}$$

proving that T' is indeed sink-like on $[\theta_1, \theta'_2]$. The proofs of these claims are relatively straightforward calculations using [15, Lemma 4.4] and Lemma 3.1. Note, that the proofs have to be done in reverse order, as the proof of Claim 3 uses Claim 4 and the proof of Claim 2 uses both Claims 3 and 4.

Proof of Claim 4. Let $e \in \delta_v^+ \cap \delta_T^-$ be any edge from v to T . For the first part we assume by way of contradiction that there exists a time $\theta' \in [\theta_1, \theta_v]$ such that $F_e^\Delta(\theta') \geq \frac{1}{2}$. By

Lemma 3.1 we then have $F_e^-(\theta' + \frac{1}{2\nu_e} + \tau_e) - F_e^-(\theta') \geq \frac{1}{2}$ which, together with $\theta' + \frac{1}{2\nu_e} + \tau_e \leq \theta_v + \frac{1}{2\nu_e} + \tau_e \leq \theta_2$, shows that

$$\text{vol}_T(\theta_1, \theta_2) \geq \int_{\theta_1}^{\theta_2} f_e^-(\theta) d\theta \geq \int_{\theta'}^{\theta' + \frac{1}{2\nu_e} + \tau_e} f_e^-(\theta) d\theta = F_e^-(\theta' + \frac{1}{2\nu_e} + \tau_e) - F_e^-(\theta') \geq \frac{1}{2},$$

a contradiction to T being sink-like on the interval $[\theta_1, \theta_2]$. Thus, we indeed have $F_e^\Delta(\theta') < \frac{1}{2}$ for all $\theta' \in [\theta_1, \theta_v]$.

Now, using this first part of the Claim for $\theta' = \theta_v$ we get $\theta_v + \frac{F_e^\Delta(\theta_v)}{\nu_e} + \tau_e < \theta_v + \frac{1}{2\nu_e} \leq \theta_2$ and therefore

$$F_e^\Delta(\theta_v) \stackrel{\text{Lemma 3.1}}{\leq} F_e^-(\theta_v + \frac{F_e^\Delta(\theta_v)}{\nu_e} + \tau_e) - F_e^-(\theta_v) \leq F_e^-(\theta_2) - F_e^-(\theta_v). \quad (10)$$

Finally we get

$$\begin{aligned} \int_{\theta_1}^{\theta_v} f_e^+(\theta) d\theta + F_e^\Delta(\theta_1) &= F_e^+(\theta_v) - F_e^+(\theta_1) + F_e^+(\theta_1) - F_e^-(\theta_1) \\ &= F_e^+(\theta_v) - F_e^-(\theta_v) + F_e^-(\theta_v) - F_e^-(\theta_1) \\ &= F_e^\Delta(\theta_v) + F_e^-(\theta_v) - F_e^-(\theta_1) \\ &\stackrel{(10)}{\leq} F_e^-(\theta_2) - F_e^-(\theta_v) + F_e^-(\theta_v) - F_e^-(\theta_1) \\ &= F_e^-(\theta_2) - F_e^-(\theta_1) = \int_{\theta_1}^{\theta_2} f_e^-(\theta) d\theta. \quad \blacksquare \end{aligned}$$

Proof of Claim 3. Since we already know, that T' fulfills the first property for being sink-like, any physically shortest v - t path consists of one edge in $\delta_v^+ \cap \delta_T^-$ and after this only edges inside T . Combining the first part of Claim 4 and the second property of being sink-like (for T) we get, that any such path always carries a flow volume of less than 1 for the whole interval $[\theta_1, \theta_v]$. By [15, Lemma 4.4] this means that all active v - t paths are also physically shortest and therefore $\delta_v^+ \cap E_\theta \subseteq \delta_v^+ \cap \delta_T^-$. Together with the flow conservation constraint (1) this immediately gives us

$$\sum_{e \in \delta_v^-} \int_{\theta_1}^{\theta_v} f_e^-(\theta) d\theta + \int_{\theta_1}^{\theta_v} u_v(\theta) d\theta = \sum_{e \in \delta_v^+} \int_{\theta_1}^{\theta_v} f_e^+(\theta) d\theta = \sum_{e \in \delta_v^+ \cap \delta_T^-} \int_{\theta_1}^{\theta_v} f_e^+(\theta) d\theta. \quad \blacksquare$$

Proof of Claim 2. Let $e \in \delta_T^+ \cap \delta_v^-$ be any edge from T to v . As in the proof of Claim 4 we first show that, $F_e^\Delta(\theta_1) < \frac{1}{2}$. So, we assume $F_e^\Delta(\theta_1) \geq \frac{1}{2}$ and get $F_e^-(\theta_1 + \frac{1}{2\nu_e} + \tau_e) - F_e^-(\theta_1) \geq \frac{1}{2}$ from Lemma 3.1. Together with $\theta_1 + \frac{1}{2\nu_e} + \tau_e \leq \theta_1 + \frac{1}{2\nu_e} + \tau_e \leq \theta_2$ this shows

$$\begin{aligned} \text{vol}_T(\theta_1, \theta_2) &\geq \sum_{e \in \delta_v^+ \cap \delta_T^-} \int_{\theta_1}^{\theta_2} f_e^-(\theta) d\theta \stackrel{\text{Claim 4}}{\geq} \sum_{e \in \delta_v^+ \cap \delta_T^-} \int_{\theta_1}^{\theta_v} f_e^+(\theta) d\theta \\ &\stackrel{\text{Claim 3}}{=} \sum_{e \in \delta_v^-} \int_{\theta_1}^{\theta_v} f_e^-(\theta) d\theta + \int_{\theta_1}^{\theta_v} u_v(\theta) d\theta \geq \int_{\theta_1}^{\theta_v} f_e^-(\theta) d\theta \\ &\geq F_e^-(\theta_1 + \frac{1}{2\nu_e} + \tau_e) - F_e^-(\theta_1) \geq \frac{1}{2}, \end{aligned}$$

which is a contradiction to T being sink-like on $[\theta_1, \theta_2]$. So, we do indeed have $F_e^\Delta(\theta_1) < \frac{1}{2}$, thus $\theta_1 + \frac{F_e^\Delta(\theta_1)}{\nu_e} + \tau_e \leq \theta_1 + \frac{1}{2\nu_e} + \tau_e \leq \theta_v$ and therefore

$$F_e^\Delta(\theta_1) \stackrel{\text{Lemma 3.1}}{\leq} F_e^-(\theta_1 + \frac{F_e^\Delta(\theta_1)}{\nu_e} + \tau_e) - F_e^-(\theta_1) \leq F_e^-(\theta_v) - F_e^-(\theta_1) = \int_{\theta_1}^{\theta_v} f_e^-(\theta) d\theta \quad \blacksquare$$

This concludes the proof of the lemma. \square

Theorem 3.9. *For multi-source single-sink networks, any IDE flow over time terminates before $\hat{\theta} := \theta_0 + 2U \sum_{e \in E} (\tau_e + \frac{1}{2\nu_e}) + \tau(P_{\max}) + \frac{1}{2}$ and has total travel times of at most $\lceil 3U \rceil U(2\tau(P_{\max}) + \sum_{e \in E} (\tau_e + \frac{1}{2\nu_e}) + 1)$.*

Proof. Starting with the subgraph consisting only of the sink node t (which trivially contains all shortest paths towards t) and iteratively applying Lemma 3.8 we immediately get

Claim 5. *If for some interval $[a, b]$ of length at least $\sum_{e \in E} (\tau_e + \frac{1}{2\nu_e})$ the sink node t has a total cumulative inflow of less than $\frac{1}{2}$, then the whole graph is sink-like for $[a, b - \sum_{e \in E} (\tau_e + \frac{1}{2\nu_e})]$.* \blacksquare

Since all flow reaching t vanishes from the network there can be at most $2U$ (pairwise disjoint) intervals of length $\sum_{e \in E} (\tau_e + \frac{1}{2\nu_e})$ with inflow of at least $\frac{1}{2}$ into t . Thus, there must be some time $\theta_0 \leq \tilde{\theta} \leq \theta_0 + 2U \sum_{e \in E} (\tau_e + \frac{1}{2\nu_e})$ which is the beginning of an interval of length $\sum_{e \in E} (\tau_e + \frac{1}{2\nu_e})$ with total cumulative inflow of less than $\frac{1}{2}$ into t . So, by Claim 5, the whole graph is sink-like at $\tilde{\theta}$, which, by Corollary 3.7, implies that the flow terminates before $\tilde{\theta} + \tau(P_{\max}) + \frac{1}{2} \leq \hat{\theta}$. This shows the bound on the makespan.

For the total travel times we partition the time interval $[0, \Theta(f)]$ into $\lceil 3U \rceil$ intervals $[a_0, a_1], \dots, [a_{\lceil 3U \rceil - 1}, a_{\lceil 3U \rceil}]$ by setting $a_0 := 0$ and then recursively defining

$$a_{k+1} := \sup \left\{ \theta \in [a_k, \Theta(f)] \mid Z(\theta) - Z(a_k) \leq \frac{1}{3} \right\} \text{ for } k = 1, \dots, \lceil 3U \rceil.$$

Since Z is continuous all these intervals except for possibly the last one have a cumulative inflow of exactly $\frac{1}{3}$ into the sink and, therefore, together they form a partition of $[0, \Theta(f)]$. We now distinguish two different kinds of intervals: We say an interval $[a_{i-1}, a_i]$ is *short*, if $a_i - a_{i-1} \leq c := \sum_{e \in E} (\tau_e + \frac{1}{2\nu_e}) + \tau(P_{\max}) + \frac{1}{2}$ and *long* otherwise. For any such long interval $[a_{i-1}, a_i]$ Claim 5 guarantees that the whole graph is sink-like on $[a_{i-1}, a_i - \sum_{e \in E} (\tau_e + \frac{1}{2\nu_e})]$. Therefore, by Lemma 3.6 flow particles only use physically shortest paths towards the sink, which together form a fixed acyclic subgraph. Thus, for this interval we can apply Lemma 3.2, i.e. for any time $\theta \in [a_{i-1}, a_i - \sum_{e \in E} (\tau_e + \frac{1}{2\nu_e}) - \tau(P_{\max}) - \frac{1}{2}] = [a_{i-1}, a_i - c]$ we have

$$Z \left(\theta + \tau(P_{\max}) + \frac{1}{2} \right) \geq Z(\theta) + \min \left\{ F^\Delta(\theta), \frac{1}{2} \right\} = Z(\theta) + F^\Delta(\theta) \quad (11)$$

where $F^\Delta(\theta) \leq \text{vol}_G(\theta, \theta) < \frac{1}{2}$ follows from the fact that G is sink-like at θ . This allows us to find the following upper bound on the total travel times incurred during the first part of any long interval $[a_{i-1}, a_i]$:

$$\begin{aligned}
\int_{a_{i-1}}^{a_i-c} F^\Delta(\theta) d\theta &\stackrel{(11)}{\leq} \int_{a_{i-1}}^{a_i-c} Z\left(\theta + \tau(P_{\max}) + \frac{1}{2}\right) - Z(\theta) d\theta \\
&= \int_{a_{i-1}}^{a_i-c} Z\left(\theta + \tau(P_{\max}) + \frac{1}{2}\right) d\theta - \int_{a_{i-1}}^{a_i-c} Z(\theta) d\theta \\
&= \int_{a_{i-1} + \tau(P_{\max}) + \frac{1}{2}}^{a_i-c + \tau(P_{\max}) + \frac{1}{2}} Z(\theta) d\theta - \int_{a_{i-1}}^{a_i-c} Z(\theta) d\theta \\
&= \int_{a_i}^{a_i-c + \tau(P_{\max}) + \frac{1}{2}} Z(\theta) d\theta - \int_{a_{i-1}}^{a_{i-1} + \tau(P_{\max}) + \frac{1}{2}} Z(\theta) d\theta \\
&\leq \int_{a_i}^{a_i-c + \tau(P_{\max}) + \frac{1}{2}} Z(\theta) d\theta \stackrel{\text{Lemma 2.1}}{\leq} \int_{a_i}^{a_i-c + \tau(P_{\max}) + \frac{1}{2}} U d\theta = U \left(\tau(P_{\max}) + \frac{1}{2} \right).
\end{aligned}$$

Together with the trivial upper bounds for the second parts of long intervals

$$\int_{a_{i-c}}^{a_i} F^\Delta(\theta) d\theta \stackrel{\text{Lemma 2.1}}{\leq} \int_{a_{i-c}}^{a_i} U d\theta = Uc$$

as well as for any short interval $[a_{i-1}, a_i]$

$$\int_{a_{i-1}}^{a_i} F^\Delta(\theta) d\theta \stackrel{\text{Lemma 2.1}}{\leq} \int_{a_{i-1}}^{a_i} U d\theta = (a_i - a_{i-1})U \leq Uc$$

this gives us the desired bound on the sum of travel time for the whole flow, where we denote by $K := \{i \in [3U] \mid a_i - a_{i-1} > \frac{1}{3}\}$ the set of all long intervals:

$$\begin{aligned}
\Xi(f) &\stackrel{\text{Lemma 2.5}}{=} \int_0^{\Theta(f)} F^\Delta(\theta) d\theta \\
&= \sum_{i \in K} \int_{a_{i-1}}^{a_i-c} F^\Delta(\theta) d\theta + \sum_{i \in K} \int_{a_{i-c}}^{a_i} F^\Delta(\theta) d\theta + \sum_{i \in [3U] \setminus K} \int_{a_{i-1}}^{a_i} F^\Delta(\theta) d\theta \\
&\leq \sum_{i \in K} U \left(\tau(P_{\max}) + \frac{1}{2} \right) + \sum_{i \in [3U]} Uc \leq [3U] U \left(2\tau(P_{\max}) + 1 + \sum_{e \in E} \left(\tau_e + \frac{1}{2\nu_e} \right) \right) \square
\end{aligned}$$

Remark 3.10. This means that for any single-sink network any IDE flow terminates within $\mathcal{O}(U\tau(G))$ and has total travel times in $\mathcal{O}(U^2\tau(G))$.

Since Θ_{OPT} is trivially bounded below by $\theta_0 + 1$ and Ξ_{OPT} by U this immediately leads to the following upper bound on the M-PoA and T-PoA for IDE flows:

Theorem 3.11. *For any pair of integers (U, τ) we have $\text{M-PoA}(U, \tau), \text{T-PoA}(U, \tau) \in \mathcal{O}(U\tau)$.* \square

4. Lower Bounds

It is easy to see that a general bound for the makespan cannot be better than $\mathcal{O}(U + \tau(G))$, since any feasible flow in the network consisting of one source node with an inflow rate

of U over the interval $[0, 1]$, one sink node and a single edge between the two nodes with capacity 1 and some travel time τ terminates by $U + \tau(G)$. Similarly, an upper bound on the total travel times certainly cannot be better than $\mathcal{O}(U(U + \tau(G)))$. In the following, we will construct a family of instances, parameterized by $K, L \in \mathbb{N}^*$, that provide non-trivial lower bounds on the makespan and total travel times in single-sink networks of order $\Omega(U \cdot \log(\tau(G)))$ and $\Omega(U^2 \cdot \log(\tau(G)))$, respectively.

For any given pair of positive integers $K, L \in \mathbb{N}^*$ the instance is of the form sketched in Figure 7, with u_{3K+1} as source node and t as its sink. The graph has a “width” (i.e. length of the horizontal paths from u_1 to u_{3K+1}) of 3^{K+1} and a “height” (length of the vertical paths from nodes u_i, v_i and w_i to t) of $\approx K3^{K+1}$. All edges on the horizontal path (including the one edge back to u_1) have a capacity of $2U$ with $U \approx L3^{K+1}$, while all the edges on the vertical paths have capacities of either 1 or 3.

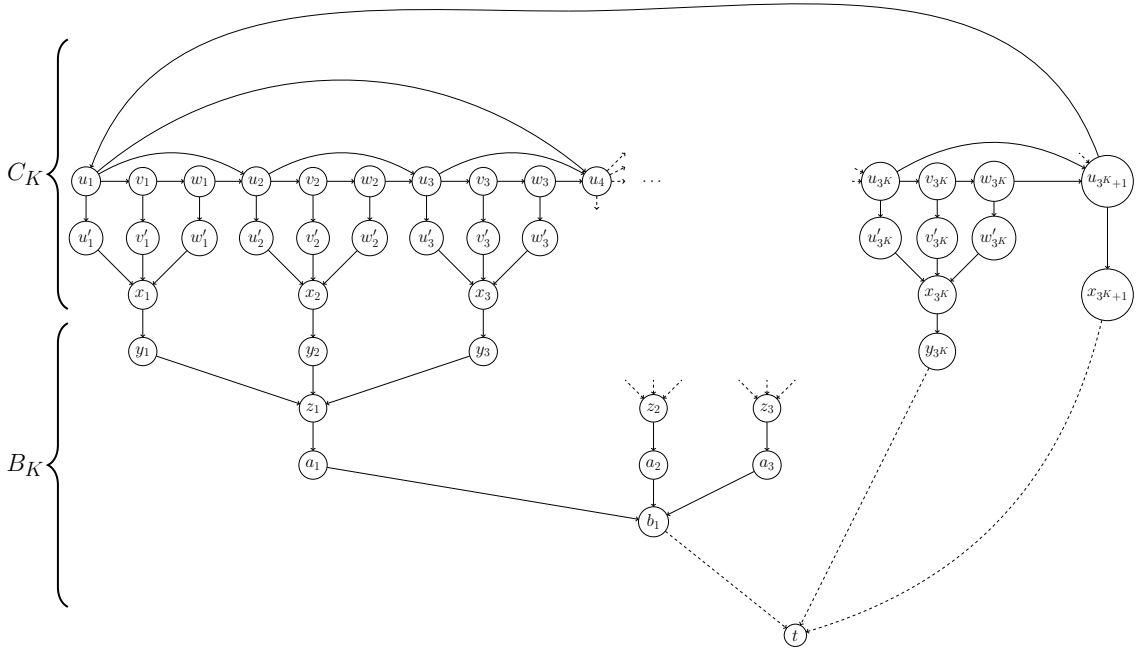


Figure 7.: A network with a total edge travel time of $\approx 3^{2K}$ that, given an inflow volume of $\approx L3^{K+1}$, has a makespan of more than $KL3^{K+1}$.

If we let flow enter at node u_{3K+1} at a rate of $2U$ over the interval $[-0.5, 0]$, we will observe the following behavior: At first, all flow enters the direct downwards path towards the sink t until a queue of length 1 has built up on the first edge of this path. After that almost all flow will enter the edge towards u_1 and some flow will go downwards to keep the queue length constant. Assuming $U \gg 1$, most of the flow will travel towards u_1 and arrive there one time step later with a slightly lower inflow rate and over a slightly shorter interval as at u_{3K+1} . At u_1 the same flow split happens again: First all flow enters the edge to u'_1 until a queue of sufficient length to induce a waiting time of 1 has formed, then most of flow travels towards the next node v_1 . Similarly, at all the following nodes on the horizontal path, this pattern repeats, i.e., a small amount of flow (of volume ≈ 3) starts traveling downwards while most of the flow is diverted further to the right. Finally the main block of flow arrives at u_{3K+1} and is diverted back to u_1 (having lost a total

volume of $\approx 3^{K+1}$ to the downwards paths). By the time this flow arrives at u_1 again, the flow particles that traveled along the edges $u_1u'_1$, $v_1v'_1$ and $w_1w'_1$ join up again at node x_1 in such a way that they form a queue of length ≈ 3 on the edge y_1z_1 . This queue is long enough to divert the main block of flow away towards u_2 (over the direct edge u_1u_2 of length 3). This pattern, again, repeats at all subsequent nodes u_i until the main flow finally arrives at node u_{3K+1} (having lost no additional flow volume) and is again diverted back to u_1 . This time, the flow particles from the queues on the edges y_1z_1, y_2z_1 and y_3z_1 met at node z_1 and now form a queue of length ≈ 9 on edge a_1b_1 . Thus, our main flow can now be diverted away directly to node u_4 and so on. This way, the main amount of flow can travel along the horizontal path for $\approx K$ times without losing a significant amount of flow until all the flow on the vertical paths finally reaches the sink t . After that the pattern described until now repeats. Thus, flow remains in the network until at least time $\approx 3^{K+1}K \frac{U}{3^{K+1}} = 3^{K+1}KL$. From this we obtain the following theorem.

Theorem 4.1. *Given any pair $K, L \in \mathbb{N}^*$, there exists an instance $G_{K,L}$ with $\tau(G_{K,L}) \in \mathcal{O}(3^{2K})$ and $U_{K,L} \in \mathcal{O}(L3^K)$ such that there exists an IDE flow that does not terminate before $L(K+1)(3^{K+1}+1)$ and has total travel times of at least $K3^{2K+3} \frac{1}{2L} ((L-1)^3 - (L-1))$.*

Before we can construct the instances for the formal proof of Theorem 4.1 we first need two observations. The first one describes the flow split at the nodes u_i , v_i and w_i on the horizontal path:

Observation 4.2. Given a graph as in Figure 8 with $\tau(P_v) = \tau(P_u) + 1$, a flow f and some time θ_0 such that there are no queues on the paths P_u, P_v between $\theta_0 - x$ and θ_0 , no flow on the edges uv and uu' at time θ_0 , and a constant edge outflow rate from edge e of $f_e^-(\theta) = y$ over the interval $[\theta_0 - x, \theta_0]$, where $y > \nu_{uv}$ and $0.5 \geq x \geq \varepsilon := \frac{\nu_{uu'}}{y - \nu_{uu'}}$. Then the flow split described in Figure 8 is an IDE. Note, that even if the outflow of edge e is not exactly the one given in Figure 8, but still bounded below by it and has its support in $[\theta_0 - 0.5, \theta_0]$, then the inflows into uv and P_u are also bounded below by the inflow functions given in Figure 8 and their supports are in $[\theta_0 - 0.5, \theta_0]$ and $[\theta_0 + 1 - 0.5, \theta_0 + 2]$, respectively.

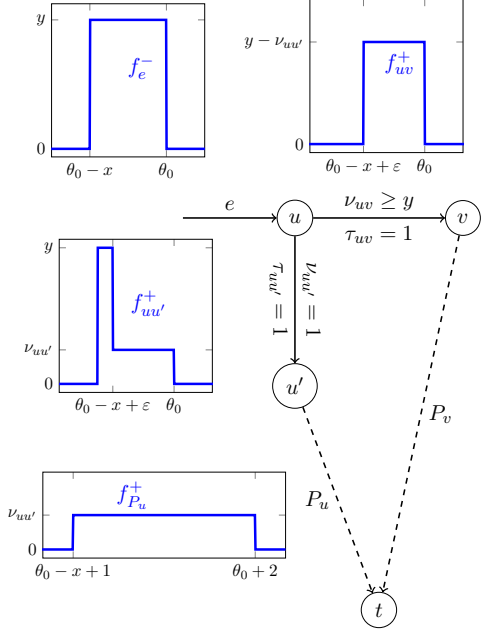


Figure 8.: Given the outflow rate of edge e and no flow on any other edge at time $\theta_0 - x$, the following flow split is an IDE: At first all flow arriving at u enters the edge towards u' , starting to build up a queue on this edge (since $y > \nu_{uu'}$). By time $\theta_0 - x + \varepsilon$ the queue reaches a length of $\nu_{uu'}$ and, thus, the path uv, P_v has now the same instantaneous travel time as the path uu', P_u . Therefore, from now on flow enters the edge towards u' at rate $\nu_{uu'}$ (to keep the queue at the current length) and the rest of the flow travels towards v .

The second observation describes the evolution of the queues on the vertical paths (except for the one on the top most edges, e.g. $u_i u'_i$):

Observation 4.3. Given an edge e with $\nu_e = \tau_e = 1$, a time θ_0 with $F_e^\Delta(\theta_0) = 0$ and some $k \in \mathbb{N}_0$. If between θ_0 and $\theta_0 + 14 \cdot 3^k$ the edge inflow rate f_e^+ into e is bounded by the two functions $\underline{\text{in}}_{\theta_0}^k$ and $\overline{\text{in}}_{\theta_0}^k$, i.e. the blue continuous and the red dashed graph in the topmost diagram of Figure 9, then the queue length on this edge is bounded by $\underline{q}_{\theta_0}^k$ and $\overline{q}_{\theta_0}^k$ over this time interval (blue continuous and red dashed line in the bottom diagram of Figure 9) and the edge outflow rate f_e^- by $\underline{\text{out}}_{\theta_0}^k$ and $\overline{\text{out}}_{\theta_0}^k$ (blue continuous and red dashed line in the middle diagram of Figure 9) over the interval $[\theta_0, \theta_0 + 14 \cdot 3^k + 1]$.

Note, that in particular the waiting time on e is less than $0.5 \cdot 3^k$ on the interval $[\theta_0 + 2 \cdot 3^k - 0.5, \theta_0 + 2 \cdot 3^k]$, at least $3.5 \cdot 3^k$ on the interval $[\theta_0 + 5 \cdot 3^k - 0.5, \theta_0 + 5 \cdot 3^k]$ and never more than $6 \cdot 3^k$ on the interval $[\theta_0, \theta_0 + 5 \cdot 3^k]$ (see gray dotted lines in Figure 9). Additionally, the rate of change of the waiting time is bounded by 2 for the whole interval $[\theta_0, \theta_0 + 14 \cdot 3^k]$.

We can now proceed to construct the instances $G_{K,L}$ for the proof of Theorem 4.1:

Proof of Theorem 4.1. Our instance consists of two parts: A cycling gadget C_K containing the horizontal paths and a blocking gadget B_K containing the vertical paths. We first construct B_K inductively: Namely, for any $k \leq K$ we define a gadget $B_{K,k}$ (see Figure 10) with the following properties:

- There are 3^k edges e_1, \dots, e_{3^k} leading into the gadget and one edge e_0 coming out of it. For each of the edges e_j , $j \geq 1$ there exists one unique path P_j^k from its head to the tail of edge e_0 . Those paths are not necessarily edge disjoint, but all have the same physical travel time of $\tau(P_j^k) = (k-1)(3^{K+1} + 1) + 1 - 3^{K-k} + 3^{K-1}$.
- The sum of the travel times of all edges inside $B_{K,k}$ is given by $\tau(B_{K,k}) = \sum_{k'=1}^k (4 \cdot 3^{k'-1} + (3^{k'+1} + 2)3^{K-1}) - 11 \cdot 3^{K-1} - 1$.

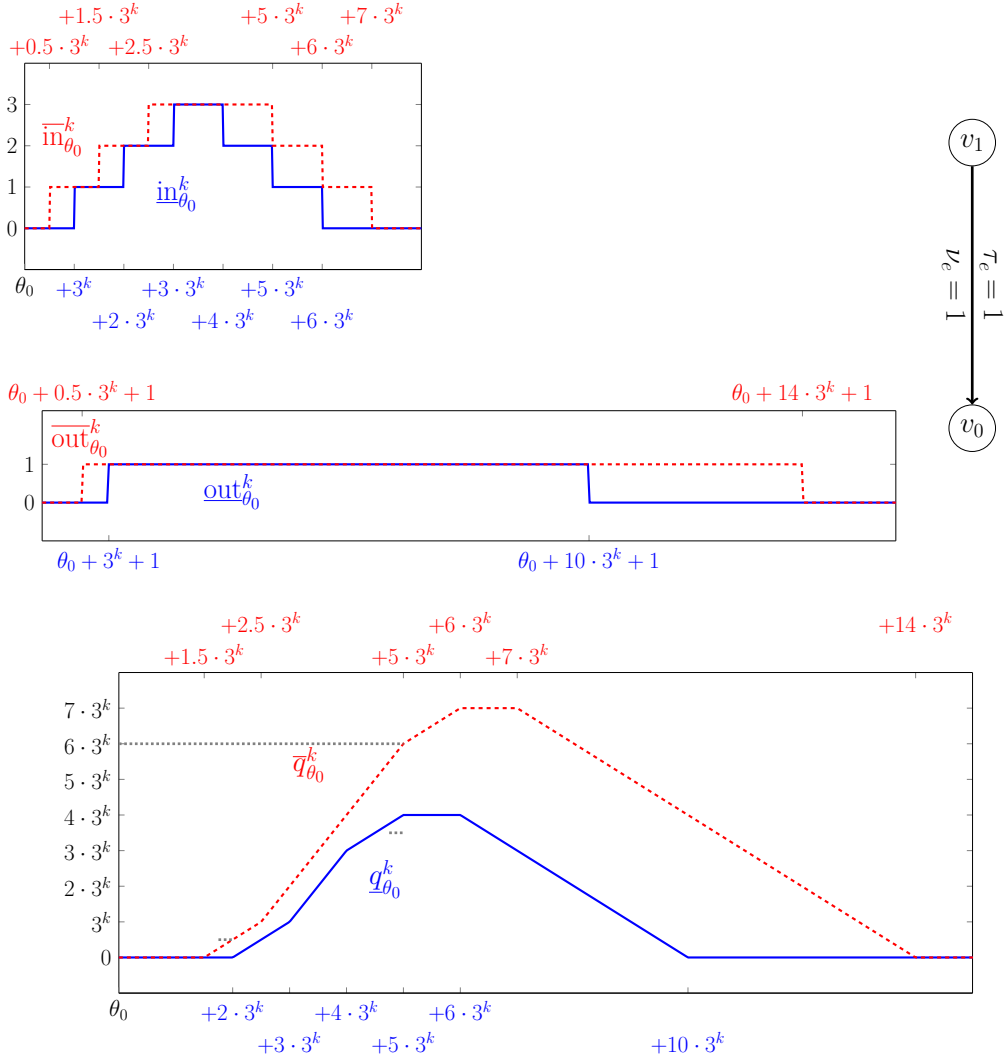


Figure 9.: Given an edge with capacity 1, travel time 1 and an inflow rate f_e^+ between $\underline{\text{in}}_{\theta_0}^k$ and $\overline{\text{in}}_{\theta_0}^k$, the queue length on this edge will be between $\underline{q}_{\theta_0}^k$ and $\overline{q}_{\theta_0}^k$ and the outflow f_e^- between $\underline{\text{out}}_{\theta_0}^k$ and $\overline{\text{out}}_{\theta_0}^k$.

- If for some time θ_0 there is no flow inside the gadget and after θ_0 for each edge e_j the outflow $f_{e_j}^-$ of this edge lies between $\underline{\text{in}}_{\theta_0 + (j-1)3^{K-k+1}}^{K-k}$ and $\overline{\text{in}}_{\theta_0 + (j-1)3^{K-k+1}}^{K-k}$, then all flow has left path P_j^k by $(k-1)(3^K+1) + (j'-1)3^K + 14 \cdot 3^{K-1} + 1$, where $j' \in \{1, 2, 3\}$ is chosen such that $(j'-1)3^{k-1} < j \leq j'3^{k-1}$. Furthermore, before that the paths P_j^k exhibit the (K, k, j, θ_0) -blocking property, which is:
For any $k' \in \{0, \dots, k-1\}$, $j' \in \{0, \dots, 3^{k-k'}-1\}$ with $j \in \{j'3^{k'+1}+1, \dots, (j'+1)3^{k'}\}$ and $\hat{\theta} := \theta_0 + k' \cdot (3^{K+1}+1) + j'3^{K-k+k'+1}$ the waiting times on P_j^k are
 - at most $0.5 \cdot 3^{K-k+k'}$ on the interval $[\hat{\theta} + 2 \cdot 3^{K-k} - 0.5, \hat{\theta} + 2 \cdot 3^{K-k}]$,
 - at least $3.5 \cdot 3^{K-k+k'}$ on the interval $[\hat{\theta} + 5 \cdot 3^{K-k} - 0.5, \hat{\theta} + 5 \cdot 3^{K-k}]$
 - at most $6 \cdot 3^{K-k+k'}$ on the interval $[\hat{\theta}, \hat{\theta} + 5 \cdot 3^{K-k}]$ and the rate at which the queue-length changes in never more than 2.

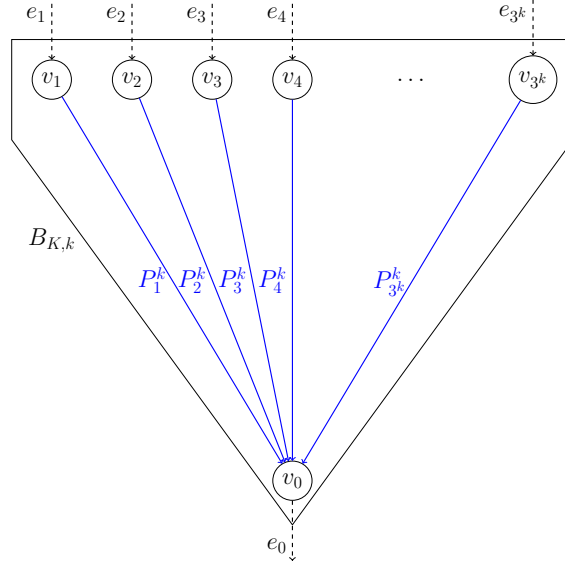


Figure 10.: The Blocking-Gadget $B_{K,k}$

For $k = 1$ such a gadget just consists of three edges v_1v_0 , v_2v_0 and v_3v_0 each with capacity 1 and travel time 1 (see Figure 11).

Thus, $\tau(B_{K,1}) = 3$. With an outflow between $\underline{\text{in}}_{\theta_0+(j-1)3^k}^{K-1}$ and $\overline{\text{in}}_{\theta_0+(j-1)3^k}^{K-1}$ on each of the edges e_j , $j = 1, 2, 3$ Observation 4.3 immediately shows, that the edge v_jv_0 (which is the path P_j^1 for this gadget) has the $(K, 1, j, \theta_0)$ -blocking property. Note, that it also follows from Observation 4.3 that the inflow into edge e_0 lies between

$$\underline{\text{out}}_{\theta_0}^{K-1} + \underline{\text{out}}_{\theta_0+3^k}^{K-1} + \underline{\text{out}}_{\theta_0+2 \cdot 3^k}^{K-1} = \underline{\text{in}}_{\theta_0+1+3^{K-1}-3^k}^K$$

and

$$\overline{\text{out}}_{\theta_0}^{K-1} + \overline{\text{out}}_{\theta_0+3^k}^{K-1} + \overline{\text{out}}_{\theta_0+2 \cdot 3^k}^{K-1} = \overline{\text{in}}_{\theta_0+1+3^{K-1}-3^k}^K.$$

In particular, all flow has left the path P_j^1 by time $\theta_0 + (j-1)3^k + 14 \cdot 3^{K-1} + 1$. The specific form of the inflow into edge e_0 is not important for $B_{K,1}$, but will be used for the induction step of the construction.

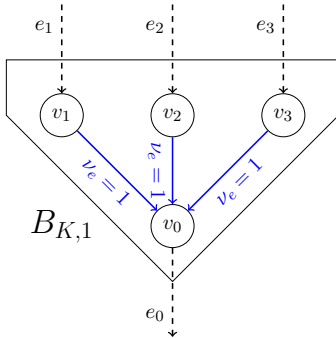


Figure 11.: The blocking gadget $B_{K,1}$ (the first building block for the inductive construction of the general Blocking-Gadget $B_{K,k}$.)

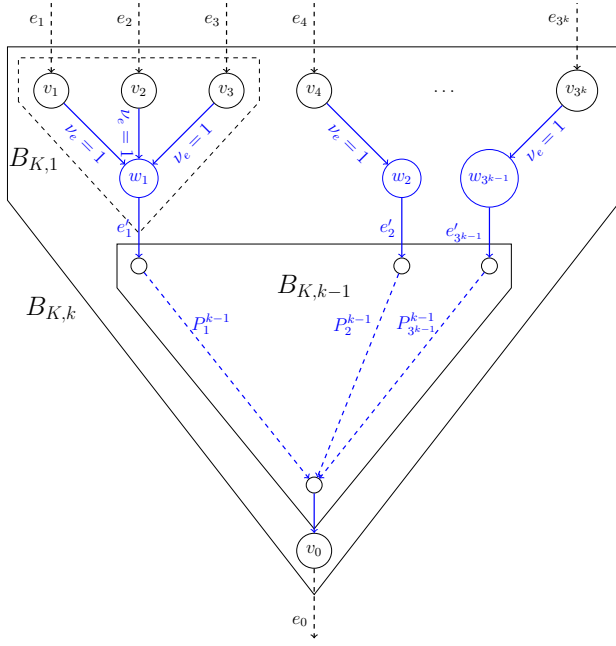


Figure 12.: The inductive construction the blocking gadget $B_{K,k}$ from 3^{k-1} copies of the gadget $B_{K,1}$ and one of gadget $B_{K,k-1}$. The connecting edges e'_j , have capacity 3 and travel time $3^{K+1} + 3^{K-k+1} - 3^{K-k}$.

Analogous to the proof for gadget $B_{K,1}$ it follows from Observation 4.3 that, given an outflow between $\underline{\text{in}}_{\theta_0+(j-1)3^{K-k+1}}^{K-k}$ and $\overline{\text{in}}_{\theta_0+(j-1)3^{K-k+1}}^{K-k}$ from edges e_j the blocking property holds for $k' = 0$ and all j', j and the inflow into the edges $e'_{j'}$ ($j' \in \{1, \dots, 3^{k-1}\}$) lies between $\underline{\text{in}}_{\theta_0+(j'-1)3 \cdot 3^{K-k+1} + 1 + 3^{K-k} - 3^{K-k+1}}^{K-k+1}$ and $\overline{\text{in}}_{\theta_0+(j'-1)3 \cdot 3^{K-k+1} + 1 + 3^{K-k} - 3^{K-k+1}}^{K-k+1}$. Since those edges have capacity 3 their outflow then has the same form, just $\tau_{e'_{j'}} = 3^{K+1} + 3^{K-k+1} - 3^{K-k}$ time steps later. So, by induction, $B_{K,k-1}$ has the $(K, k-1, j', \theta_0 + 3^{K+1} + 1)$ -blocking property, which together proves the (K, k, j) -blocking property for P_j^k ($j \in \{j'3+1, j'3+2, j'3+3\}$) for all $k' \geq 1$. Additionally all flow has left P_j^{k-1} by time $(3^K + 1) + (k-2)(3^K + 1) + (j'' - 1)3^K + 14 \cdot 3^{K-1} + 1$, where $j'' \in \{1, 2, 3\}$ such that $(j'' - 1)3^{k-1-1} < j' \leq j''3^{k-1-1}$ (i.e. $(j'' - 1)3^{k-1} < j' \leq (j'' - 1)3^{k-1}$) by induction and, thus, also P_j^k by this time. Finally we have

$$\tau(P_j^k) = 1 + 3^{K+1} + 3^{K-k+1} - 3^{K-k} + \tau(P_{j'}^{k-1}) = (k-1)(3^{K+1} + 1) + 1 - 3^{K-k} + 3^{K-1}$$

and the total travel time of all edges inside $B_{K,k}$ is

$$\begin{aligned} \tau(B_{K,k}) &= 3^{k-1}\tau(B_{K,1}) + \sum_{j'=1}^{3^{k-1}} \tau_{e'_{j'}} + \tau(B_{K,k-1}) \\ &= 3^k + 3^{k-1}(1 + 3^{K+1} + 3^{K-k+1} - 3^{K-k}) \\ &\quad + \sum_{k'=1}^{k-1} (4 \cdot 3^{k'-1} + (3^{k'+1} + 2)3^{K-1}) - 11 \cdot 3^{K-1} - 1 \\ &= \sum_{k'=1}^k (4 \cdot 3^{k'-1} + (3^{k'+1} + 2)3^{K-1}) - 11 \cdot 3^{K-1} - 1. \end{aligned}$$

This concludes the construction of the blocking gadget $B_K := B_{K,K}$.

Next we define $U_{K,L} := \frac{1}{2}((L-1)(1+3^{K+2}+2K) + 4L3^{K+2} + 3^{K+2} + 1)$, which will be the total flow volume in $G_{K,L}$. Additionally $2U_{K,L}$ will be the maximal flow rate occurring in $G_{K,L}$. Now we construct the cycling gadget C_K (see Figure 13): It consists of

- nodes $u_j, u'_j, v_j, v'_j, w_j, w'_j, x_j$ for $j \in \{1, 2, \dots, 3^K\}$ and $u_{3^{K+1}}$ and $x_{3^{K+1}}$,
- edges $u_j v_j, v_j w_j$ and $w_j u_{j+1}$ for $j \in \{1, 2, \dots, 3^K\}$, each with capacity $2U_{K,L}$ and travel time 1,
- edges $u_j u'_j, v_j v'_j$ and $w_j w'_j$ for $j \in \{1, 2, \dots, 3^K\}$, each with capacity 3 and travel time 1,
- edges $u'_j x_j, v'_j x_j$ and $w'_j x_j$ for $j \in \{1, 2, \dots, 3^K\}$, each with capacity 1 and travel time 1,
- edges $u_{(j-1)3^{k+1}} u_{j3^{k+1}}$ for $k \in \{0, 1, \dots, K-1\}$, $j \in \{1, 2, \dots, 3^{K-k}\}$, each with capacity $2U_{K,L}$ and travel time 3^k
- and edges $u_{3^{K+1}} x_{3^{K+1}}$ with capacity 1 and travel time 2 and $u_{3^{K+1}} u_1$ with capacity $2U_{K,L}$ and travel time 1.

The total physical travel time of all edges in C_K is therefore $\tau(C_K) = 3 \cdot 3^K + 3 \cdot 3^K + 3 \cdot 3^K + K3^{K+1} + 3 = (3+K)3^{K+1} + 3$.

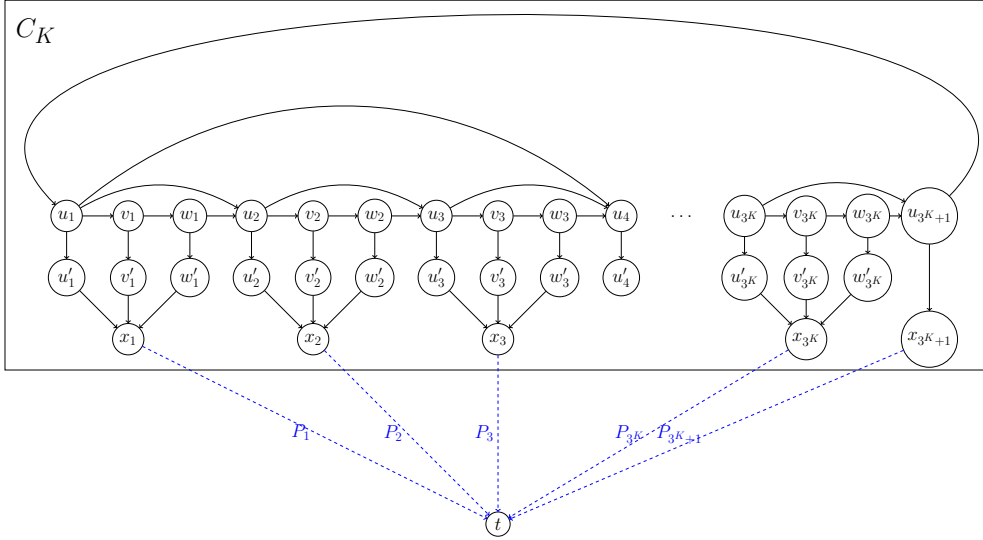


Figure 13.: The cycling gadget C_K . All horizontal edges (forming the cycle) have a capacity of $2U_{K,L}$, the vertical edges $u_j u'_j, v_j v'_j$ and $w_j w'_j$ have a capacity of 3 and all other edges have a capacity of 1. The paths P_j connecting C_K to the sink t are not part of the gadget itself, but are required to be of equal length.

We will now assume that the nodes x_j from gadget C_K are connected to the sink node t via paths P_j of equal length (see Figure 13) and start at some time θ_0 with an inflow rate of $y \geq \max\{3^{K+2} + 1, 2K\}$ over the interval $[\theta_0 - x, \theta_0]$ with $0.5 \geq x \geq \max\{\frac{1}{y-1} + \sum_{i=1}^{3^{K+1}} \frac{3}{y-1-3^i}, \sum_{i=0}^{K-1} \frac{6 \cdot 3^i}{y-1-3^i}\}$ at node $u_{3^{K+1}}$ and an otherwise empty gadget C_K . We describe two possible evolutions of an IDE from here on out:

If the paths P_j have no waiting time between time $\theta_0 + 3j - 3$ and $\theta_0 + 3j$ then the following flow dynamic inside C_K is an IDE up to time $\theta_0 + 3^{K+1}$ (Charging-Phase):

- By Observation 4.2 the flow arriving at $u_{3^{K+1}}$ splits in such a way, that it enters the edge towards u_1 at a rate of $y - 1$ over the interval $[\theta_0 - x + \frac{1}{y-1}, \theta_0]$ and arrives at u_1 over the interval $[\theta_0 - x + \frac{1}{y-1} + 1, \theta_0 + 1]$.

- For $j \in \{1, 2, \dots, 3^K\}$: Flow arrives at node u_j at a rate of $y - 1 - 3^2(j - 1)$ over the interval $[\theta_0 - x + \frac{1}{y-1} + \sum_{i=1}^{3(j-1)} \frac{3}{y-1-3^i} + 3(j-1) + 1, \theta_0 + 3(j-1) + 1]$. This flow splits according to Observation 4.2 between the edges towards u'_j and v_j : Namely, in such a way, that flow arrives at u'_j at rate 3 over the interval $[\theta_0 - x + \frac{1}{y-1} + \sum_{i=1}^{3(j-1)} \frac{3}{y-1-3^i} + 3(j-1) + 2, \theta_0 + 3(j-1) + 3]$ and at v_j at a rate of $y - 1 - 3^2(j - 1) - 3$ over the interval $[\theta_0 - x + \frac{1}{y-1} + \sum_{i=1}^{3(j-1)+1} \frac{3}{y-1-3^i} + 3(j-1) + 2, \theta_0 + 3(j-1) + 2]$. The same split then happens at v_j and (one time step later) at w_j , so that finally over the interval $[\theta_0 - x + \frac{1}{y-1} + \sum_{i=1}^{3j} \frac{3}{y-1-3^i} + 3j + 1, \theta_0 + 3j + 1]$ the flow reaches u_{j+1} at a rate of $y - 1 - 3^2j$.

This flow then has the following two properties:

- For $j \in \{1, 2, \dots, 3^K\}$ the flow over the nodes u'_j, v'_j and w'_j arrives at x_j at a rate between $\underline{\text{in}}_{\theta_0+3(j-1)+2}^0$ and $\underline{\text{in}}_{\theta_0+3(j-1)+2}^0$.
- Flow arrives again at node $u_{3^{K+1}}$ at a rate of $y - 1 - 3^{K+2}$ over the interval $[\theta_0 - x + \frac{1}{y-1} + \sum_{i=1}^{3^{K+1}} \frac{3}{y-1-3^i} + 3^{K+1} + 1, \theta_0 + 3^{K+1} + 1]$

If, on the other hand, the paths $P_j, j \in \{1, 2, \dots, 3^K\}$ exhibit the $(K, K, j, \theta_0 - 4)$ -blocking property then the following flow evolution inside C_K is an IDE up to $\theta_0 + K(3^{K+1} + 1) - 1$ (Cycling-Phase):

- For $k \in \{0, 1, 2, \dots, K - 1\}$
 - Over the interval $[\theta_0 + k(3^{K+1} + 1) - x + \sum_{i=0}^{k-1} \frac{6 \cdot 3^i}{y-1-3^i}, \theta_0 + k(3^{K+1} + 1)]$ flow arrives at $u_{3^{K+1}}$ with rate at least $y - 2k$. Similar to Observation 4.2 at first all flow enters the edge towards $x_{3^{K+1}}$ until a queue of sufficient length has built up, such that the path over u_1 has the same instantaneous travel time. After this point, flow enters edge $u_{3^{K+1}}x_{3^{K+1}}$ at a rate of one more than the current change of waiting time on the path P_1 (which is at most 2) and the rest of the flow enters the edge towards u_1 . Since P_1 has the $(K, K, 1, \theta_0 - 4)$ -blocking property, the current waiting time is at most $6 \cdot 3^k$, so at most a flow volume of $6 \cdot 3^k + 3x$ is lost. The rest of the flow arrives at node u_1 at least at a rate of $y - 3(k + 1)$ over the interval $[\theta_0 + k(3^{K+1} + 1) - x + \sum_{i=0}^k \frac{6 \cdot 3^i}{y-1-3^i} + 1, \theta_0 + k(3^{K+1} + 1) + 1]$.
 - For $j \in \{1, 2, \dots, 3^{K-k} - 1\}$: All flow arrives at node $u_{(j-1)3^{k+1}}$ within the interval $[\theta_0 + k(3^{K+1} + 1) - x + 1 + (j-1)3^{k+1}, \theta_0 + k(3^{K+1} + 1) + 1 + (j-1)3^{k+1}]$. Since the paths $P_{j'}$ have the $(K, K, j', \theta_0 - 4)$ -blocking property the path $u_{(j-1)3^{k+1}}, u_{j3^{k+1}}, u'_{j3^{k+1}}, x_{j3^{k+1}}, P_{j3^{k+1}}$ has a shorter current travel time (current waiting time $\leq 0.5 \cdot 3^k$) than $u_{(j-1)3^{k+1}}, u'_{(j-1)3^{k+1}}, x_{(j-1)3^{k+1}}, P_{(j-1)3^{k+1}}$ or any of the paths inbetween (current waiting time $\geq 3.5 \cdot 3^k$). Thus, the edge $u_{(j-1)3^{k+1}}, u_{j3^{k+1}}$ is active and we can send all flow over this edge, so it will arrive at node $u_{j3^{k+1}}$ within the interval $[\theta_0 + k(3^{K+1} + 1) + 1 + j3^{k+1} - x, \theta_0 + k(3^{K+1} + 1) + 1 + j3^{k+1}]$.
 - For $j = 3^{K-k}$: All flow arrives at node $u_{3^{K-3^{k+1}}}$ within the interval $[\theta_0 + k(3^{K+1} + 1) + 1 + (3^{K-k} - 1)3^{k+1} - x, \theta_0 + k(3^{K+1} + 1) + 1 + (3^{K-k} - 1)3^{k+1}]$. Since no new flow has arrived at $u_{3^{K+1}}$ since $\theta_0 + k(3^{K+1} + 1)$ the queue of at most $6 \cdot 3^k \leq (3^{K-k} - 1)3^{k+1}$ on the edge $u_{3^{K+1}}x_{3^{K+1}}$ has vanished by now. Thus, again, $u_{3^{K-3^{k+1}}}, u_{3^{K+1}}, x_{3^{K+1}}, P_{3^{K+1}}$ has the currently shortest instantaneous travel time and we can send all flow over the edge towards $u_{3^{K+1}}$ where it will arrive within the interval $[\theta_0 + (k + 1)(3^{K+1} + 1) - x, \theta_0 + (k + 1)(3^{K+1} + 1)]$.

This flow then has the property, that flow finally arrives at $u_{3^{K+1}}$ with rate of at least $y - 2K$ over at least the interval $[\theta_0 + K(3^{K+1} + 1) - x + \sum_{i=0}^{K-1} \frac{6 \cdot 3^i}{y-1-3^i}, \theta_0 + K(3^{K+1} + 1)]$.

We can now construct the network $G_{K,L}$ by connecting the gadgets C_K and B_K as indicated in Figure 14. The sum of all edge length in $G_{K,L}$ is then

$$\tau(G_{K,L}) = \underbrace{\tau(C_K)}_{=(3+K)3^{K+1}+3} + \underbrace{\tau(B_K)}_{3^k+(1+3^K)\sum_{k'=1}^{k-1}3^{k'}} + \underbrace{\sum_{j=1}^{3^K}\tau_{e_j}}_{=3^K(3^{K+1}-5)} + \underbrace{\tau_{e_0}}_{=1} + \underbrace{\tau_{e_{3^K+1}}}_{=3^K-5+(k-1)(3^K+1)+1+1}$$

and, thus, in $\mathcal{O}(3^{2K})$.

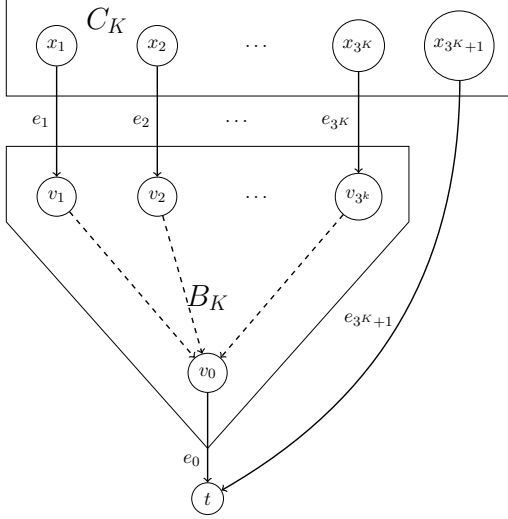


Figure 14.: The whole graph $G_{K,L}$ constructed by combining cycling gadget C_K with blocking gadget B_K . The edges e_j connecting both gadgets have a capacity of 3 and a physical travel time of $3^{K+1} - 5$. Edge e_0 connecting B_K with the sink node t has capacity 3 and travel time 1 and edge e_{3^K+1} connecting node x_{3^K+1} from gadget C_K with t has capacity 1 and travel time equal to $\tau_{e_1} + \tau(P_1) + 1$.

Furthermore we define a constant inflow rate of $2U_{K,L} = (L-1)(1+3^{K+2}+2K) + 4L3^{K+2} + 3^{K+2} + 1$ at node u_{3^K+1} over the interval $[-0.5, 0]$ (thus, $U_{K,L} \in \mathcal{O}(L3^K)$). For all $\ell \in \{0, \dots, L-1\}$, define

- $\theta_0^\ell := \ell(K+1)(3^{K+1}+1)$,
- $y_\ell := 2U_{K,L} - \ell(1+3^{K+2}+2K) \geq 4L3^{K+2} + 3^{K+2} + 1$ and
- $x_\ell := \frac{1}{2} - \frac{\ell}{2L}$.

Then for all $y \geq y_{L-1} = 4L3^{K+2} + 3^{K+2} + 1$ we have

$$\begin{aligned} \frac{1}{y-1} + \sum_{i=1}^{3^{K+1}} \frac{3}{y-1-3i} + \sum_{i=0}^{K-1} \frac{6 \cdot 3^i}{y-1-3i} &\leq \frac{1}{4L3^{K+2}} + \sum_{i=1}^{3^{K+1}} \frac{3}{4L3^{K+2}} + \sum_{i=0}^{K-1} \frac{6 \cdot 3^i}{4L3^{K+2}} \\ &= \frac{1}{4L3^{K+2}} \left(1 + 3 \cdot 3^{K+1} + 6 \frac{3^K - 1}{3-1} \right) \leq \frac{2 \cdot 3^{K+1}}{4L3^{K+2}} = \frac{1}{2L}. \end{aligned} \quad (12)$$

We can now describe an IDE up to time $L(3^{K+1} + 1 + K(3^{K+1} + 1))$ as follows:

- At all times θ_0^ℓ gadget C_K is at the start of a Charging-Phase. Flow arrives at node u_{3^K+1} within the interval $[\theta_0^\ell - 0.5, \theta_0^\ell]$ and at a rate of at least y_ℓ over the interval $[\theta_0^\ell - x_\ell, \theta_0^\ell]$. Thus, for all $j \in \{1, 2, \dots, 3^K\}$ emerges from edge e_j at a rate between $\underline{\text{in}}_{\theta_0^\ell + 3(j-1) - 3 + 3^{K+1}}^0$ and $\overline{\text{in}}_{\theta_0^\ell + 3(j-1) - 3 + 3^{K+1}}^0$. Therefore the paths P_j inside gadget B_K will exhibit the $(K, K, j, \theta_0^\ell + 3^{K+1} + 1 - 4)$ -blocking property.
- At times $\theta_0^\ell + 3^{K+1} + 1$ gadget C_K is at the start of a Cycling-Phase. Flow arrives at node u_{3^K+1} within the interval $[\theta_0^\ell + 3^{K+1} + 1 - 0.5, \theta_0^\ell + 3^{K+1} + 1]$ and at a rate of at

least $y_\ell - 1 - 3^{K+2}$ over the interval $[\theta_0^\ell + 3^{K+1} + 1 - x_\ell + \frac{1}{y-1} + \sum_{i=1}^{3^{K+1}} \frac{3}{y-1-3^i}, \theta_0^\ell + 3^{K+1} + 1]$. Thus, flow will again arrive at node $u_{3^{K+1}}$ within the interval $[\theta_0^\ell + 3^{K+1} + 1 + 3^K + K(3^{K+1} + 1) - 0.5, \theta_0^\ell + 3^{K+1} + 1 + K(3^{K+1} + 1)]$ and at a rate of at least $y_\ell - 1 - 3^{K+2} - 2K = y_{\ell+1}$ over the interval $[\theta_0^\ell + 3^{K+1} + 1 + 3^K + K(3^{K+1} + 1) - x_\ell + \frac{1}{y-1} + \sum_{i=1}^{3^{K+1}} \frac{3}{y-1-3^i} + \sum_{i=0}^{K-1} \frac{6 \cdot 3^i}{y-1-3^i}, \theta_0^\ell + 3^{K+1} + 1 + 3^K + K(3^{K+1} + 1)] \stackrel{(12)}{\supseteq} [\theta_0^{\ell+1} - x_{\ell+1}, \theta_0^{\ell+1}]$. Extending this flow to an IDE flow on $\mathbb{R}_{\geq 0}$ (which is always possible by [15, Lemma 5.3 and Theorem 5.5]), gives us an IDE flow, that does not terminate before $\theta_0^\ell := \theta_0^\ell := L(K+1)(3^{K+1} + 1)$. This IDE flow also has the property that at time θ_0^ℓ there is a flow volume of at least $x_\ell y_\ell$ still in the network (the flow that just arrived at node $u_{3^{K+1}}$), i.e. $F^\Delta(\theta) \geq x_\ell y_\ell$ for all $\theta \in [\theta_0^{\ell-1}, \theta_0^\ell]$. Thus, we get the following lower bound on the total travel times:

$$\begin{aligned} \Xi(f) &\stackrel{\text{Lemma 2.5}}{\geq} \sum_{\ell=1}^{L-1} (\theta_0^\ell - \theta_0^{\ell-1}) \cdot x_\ell \cdot y_\ell \geq \sum_{\ell=1}^{L-1} K 3^{K+1} \cdot (L-1-\ell) 3^{K+2} \cdot \frac{L-\ell}{2L} \\ &= K 3^{2K+3} \frac{1}{2L} \sum_{\ell'=1}^{L-1} (\ell' - 1) \ell' = K 3^{2K+3} \frac{(L-1)^3 - (L-1)}{2L} \quad \square \end{aligned}$$

In order to derive from Theorem 4.1 a lower bound on the price of anarchy, we will slightly modify the instance used there in such a way that the makespan of the worst case IDE flow remains asymptotically the same, while there exists an optimal makespan in $\mathcal{O}(1)$ and optimal total times in $\mathcal{O}(U)$.

Theorem 4.4. *For any pair of positive integers (U, τ) with $U \geq 2\tau$, we have $\text{M-PoA}(U, \tau) \in \Omega(U \log \tau)$ as well as $\text{T-PoA}(U, \tau) \in \Omega(U \log \tau)$.*

Proof. Wlog assume that there exist positive integers $L \geq 3^K$ such that $U = (L + 3^K)3^K$ and $\tau = 3^{2K}$. Then we take the graph $G_{K,L}$ constructed in the proof of Theorem 4.1 and modify it by adding two new vertices s and v and four new edges as indicating in Figure 15.

We now use s as our new source node and a constant inflow rate of $2U_{K,L} + 1$ over the interval $[-0.5 - \varepsilon, 0]$, where $\varepsilon := \frac{4 + \tau e_{3^{K+1}}}{2U_{K,L}} \leq \frac{1}{2}$. The optimal makespan of the resulting network \mathcal{N} is then at most 3, since we can just send all flow on the direct edge from s to t , where the last particle arrives 3 time steps later. Consequently, the optimal total travel times are bounded by $3 \cdot (2U_{K,L} + 1)$.

In an IDE flow, however, all flow particles travel first to v (as the path $s-v-t$ is shorter than the path $s-t$), where they enter the edge towards t . This continues until a queue of length $\tau e_{3^{K+1}} + 3$ has built up at edge vt and the edge towards $u_{3^{K+1}}$ becomes active, which happens at time $\theta = 0.5$. From there on, flow splits between the two edges, entering edge vt at a rate of 1 and edge $vu_{3^{K+1}}$ at a rate of $2U_{K,L}$ throughout the interval $[0.5, 1]$. Thus, over the interval $[1.5, 2]$ flow arrives at node $u_{3^{K+1}}$ at a rate of $2U_{K,L}$. Continuing with the flow described before the statement of Theorem 4.1 is then again an IDE flow. This shows that $\Theta_{\text{IDE}}(\mathcal{N}) \geq L(K+1)(3^{K+1} + 1)$ and $\Xi_{\text{IDE}}(\mathcal{N}) \geq K 3^{2K+3} \frac{1}{2L} ((L-1)^3 - (L-1))$.

From $\tau(\mathcal{N}) = \tau(G_{K,L}) + 4 \in \mathcal{O}(3^{2K})$ and $U_{\mathcal{N}} = \left(\frac{1}{2} + \varepsilon\right)(2U_{K,L} + 1) \in \mathcal{O}(L3^K + 3^{2K}) = \mathcal{O}(L3^K)$ we get $3^{2K} \in \Omega(\tau(\mathcal{N}))$ and $L3^K \in \Omega(U_{\mathcal{N}})$, which implies $\Theta_{\text{IDE}}(\mathcal{N}) \geq LK(3^K + 1) \in \Omega(U_{\mathcal{N}} \log \tau(\mathcal{N}))$. Thus, in particular, $\text{M-PoA}(U, \tau) \geq \frac{\Theta_{\text{IDE}}(\mathcal{N})}{\Theta_{\text{OPT}}(\mathcal{N})} \in \Omega(U \log \tau)$.

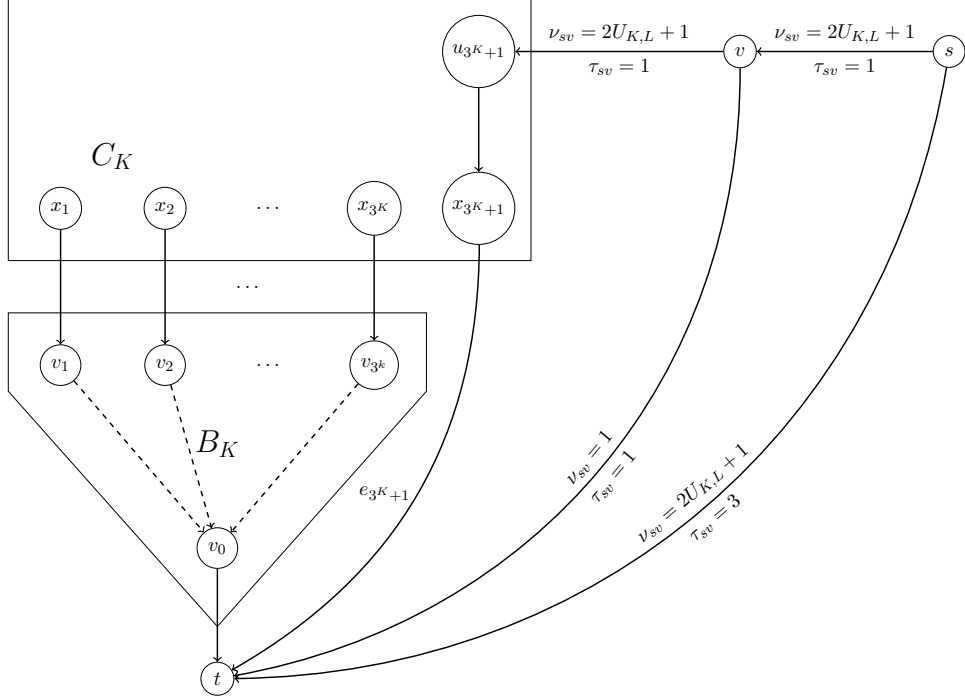


Figure 15.: *The instance from the proof of Theorem 4.1 (on the left), two additional nodes s and v as well as four new edges. If flow enters the network at node s at a rate of at most $2U_{K,L} + 1$ before time $\theta = 0$, the whole network can be cleared before time $\theta = 3$, if all flow particles use the direct edge st towards the sink t . In an IDE flow, however, this is not possible as this edge is not active at the start (since the path s, v, t is strictly shorter). Thus, in an IDE flow all flow particles will travel towards v . Since the capacity of edge vt is very small, a queue will built up on this edge and divert most of the flow further to the left into node u_{3K+1} of the cycling gadget C_K .*

Similarly, for the total travel times we get $\text{T-PoA}(U, \tau) \geq \frac{\Xi_{\text{IDE}}(\mathcal{N})}{\Xi_{\text{OPT}}(\mathcal{N})} \in \Omega\left(\frac{K3^{2K}L^2}{(L+3^K)3^K}\right) = \Omega(LK3^K) = \Omega(U \log \tau)$. \square

Expanding the network constructed in the proof of Theorem 4.4 into an acyclic network yields in an instance with constant optimal makespan, but IDE makespan of $\tau(P_{\max}) \gg \tau(P_{\min})$, where $\tau(P_{\min})$ is the physical length of a shortest path from the source to the sink node. From this, we get the following tighter bounds for acyclic networks:

Theorem 4.5. *Denoting by $\text{M-PoA}|_{\text{acyclic}}$ the makespan price of anarchy when only ranging over acyclic networks we get*

$$\text{M-PoA}|_{\text{acyclic}} \in \Omega(\tau(P_{\max})) \cap \mathcal{O}(U + \tau(P_{\max})).$$

These bounds hold even for multi-commodity flows.

Proof. We obtain the lower bound by expanding the network from the proof of Theorem 4.4 into an acyclic network. The upper bound follows immediately from Lemma 3.3. \square

Remark 4.6. For multi-commodity flows in general networks the price of anarchy (both makespan and total travel times) is unbounded as there are instances wherein flow cycles forever (cf. [15, Theorem 6.1]).

5. Conclusions and Open Questions

We studied the efficiency of IDE flows and derived the first upper and lower bounds on the price of anarchy of IDE flows with respect to two different objectives (makespan and total travel times). These bounds are of order $\mathcal{O}(U\tau)$ and $\Omega(U \log \tau)$, respectively. Comparing these bounds to the (conjectured) constant bound of $\frac{e}{e-1}$ for dynamic equilibria in the full information setting (cf. Correa, Cristi and Oosterwijk [7]) shows in some sense a “price of shortsightedness”. While instantaneous dynamic equilibria may be significantly less efficient than dynamic equilibria, in many situations this might be a price one has to pay as the full information needed for dynamic equilibria might just not be available.

Generally, it would be interesting to test the different equilibria on real instances and see how their efficiency compares there. A large-scale computational study seems more feasible for IDEs compared to dynamic equilibria, as already calculating a single α -extension is much more difficult for the full information model, while it is easy for IDE flows using a simple water-filling procedure (see [15]). Indeed, for calculating a single extension phase the only positive result for dynamic equilibria is based on a recent work of Kaiser [24] showing that for series-parallel graphs a single phase can be computed in polynomial time. The question of whether a finite number of such extensions is enough to compute a complete equilibrium flow is still open for dynamic equilibria, while we were able to answer this question positively for IDE flows in [14].

Another promising topic for future research is to find out whether our upper bound results can also be applied to different flow models. Those could be extensions of the Vickrey bottleneck model studied in this paper (e.g. adding spillback as in [36]) or different ways of modelling congestion (e.g. by using differential equations as in [2]). We hope that the very modular structure of our proofs in section 3 (as represented in Figure 4) should make it fairly easy to check which parts still apply to a different model and which have to be adjusted. More concretely, there are two main places at which the special properties of the Vickrey bottleneck model come into play: First, we need some lower bound on the amount of flow volume required to divert other flow away from a physically shortest paths (which is guaranteed by [15, Lemma 4.4] in our case). This property most likely holds in many different flow models, maybe just with different values for the lower bound leading to different constants in the derived upper bounds on makespan and total travel times. Second, in the proofs of Lemmas 3.1 and 3.2 we make use of the exact way queues operate in the Vickrey model (i.e. governed by constraint (4)) in order to provide upper bounds on how long flow volume can stay on an edge or to the left of any cut in an acyclic network, respectively. Again, it seems rather intuitive that many flow models will exhibit such a property guaranteeing similar upper bounds. The rest of the proofs then just relies on these three lemmas as well as fundamental properties of flows like flow conservation and, thus, should be quite universally applicable.

Acknowledgments

An extended abstract of this paper appeared in the proceedings of the International Conference on Web and Internet Economics WINE 2020: Web and Internet Economics, pp 237-251.

The research of the authors was funded by the Deutsche Forschungsgemeinschaft (DFG, German Research Foundation) - HA 8041/1-1 and HA 8041/4-1.

We thank Kathrin Gimmi for sparking the initial idea that allowed us to prove the explicit upper bound on the termination time of IDE flows. We are also grateful to the anonymous reviewers for their valuable feedback.

References

- [1] Umang Bhaskar, Lisa Fleischer, and Elliot Anshelevich. A Stackelberg strategy for routing flow over time. *Games Econom. Behav.*, 92:232–247, 2015. ISSN 0899-8256. URL <https://www.sciencedirect.com/science/article/pii/S0899825613001334>.
- [2] David E. Boyce, Bin Ran, and Larry J. LeBlanc. Solving an instantaneous dynamic user-optimal route choice model. *Transp. Sci.*, 29(2):128–142, 1995. ISSN 0041-1655. URL <https://www.jstor.org/stable/25768680>.
- [3] Zhigang Cao, Bo Chen, Xujin Chen, and Changjun Wang. A network game of dynamic traffic. In Constantinos Daskalakis, Moshe Babaioff, and Hervé Moulin, editors, *Proceedings of the 2017 ACM Conference on Economics and Computation, EC '17, Cambridge, MA, USA, June 26-30, 2017*, pages 695–696. ACM, 2017.
- [4] Zhigang Cao, Bo Chen, Xujin Chen, and Changjun Wang. Bounding residence times for atomic dynamic routings. preprint, 2021.
- [5] Roberto Cominetti, José Correa, and Omar Larré. Dynamic equilibria in fluid queueing networks. *Oper. Res.*, 63(1):21–34, 2015. URL <https://pubsonline.informs.org/doi/10.1287/opre.2015.1348>.
- [6] Roberto Cominetti, José Correa, and Neil Olver. Long term behavior of dynamic equilibria in fluid queueing networks. In *Integer Programming and Combinatorial Optimization - 19th International Conference, IPCO 2017, Waterloo, ON, Canada, June 26-28, 2017, Proceedings*, pages 161–172, 2017. URL https://link.springer.com/chapter/10.1007/978-3-319-59250-3_14.
- [7] José Correa, Andrés Cristi, and Tim Oosterwijk. On the price of anarchy for flows over time. In *Proceedings of the 2019 ACM Conference on Economics and Computation, EC '19*, page 559–577, New York, NY, USA, 2019. Association for Computing Machinery. ISBN 9781450367929. doi: 10.1145/3328526.3329593. URL <https://doi.org/10.1145/3328526.3329593>.
- [8] José R. Correa, Andreas S. Schulz, and Nicolás E. Stier Moses. Selfish routing in capacitated networks. *Math. Oper. Res.*, 29(4):961–976, 2004.
- [9] Lester R. Ford and Delbert R. Fulkerson. *Flows in Networks*. Princeton University Press, 1962.
- [10] Dario Frascaria and Neil Olver. Algorithms for flows over time with scheduling costs. In Daniel Bienstock and Giacomo Zambelli, editors, *Integer Programming and Combinatorial Optimization - 21st International Conference, IPCO 2020, London, UK, June 8-10, 2020, Proceedings*, volume 12125 of *Lecture Notes in Computer Science*, pages 130–143. Springer, 2020.
- [11] Terry L. Friesz and Ke Han. The mathematical foundations of dynamic user equilibrium. *Transportation Research Part B: Methodological*, 126:309 – 328, 2019.

- [12] Terry L. Friesz, Javier Luque, Roger L. Tobin, and Byung-Wook Wie. Dynamic network traffic assignment considered as a continuous time optimal control problem. *Oper. Res.*, 37(6):893–901, 1989.
- [13] Terry L. Friesz, David Bernstein, Tony E. Smith, Roger L. Tobin, and Byung-Wook Wie. A variational inequality formulation of the dynamic network user equilibrium problem. *Oper. Res.*, 41(1):179–191, Jan 1993. URL <https://pubsonline.informs.org/doi/abs/10.1287/opre.41.1.179?journalCode=opre>.
- [14] Lukas Graf and Tobias Harks. A finite time combinatorial algorithm for instantaneous dynamic equilibrium flows. *Math. Program.*, 2022. doi: 10.1007/s10107-022-01772-0. URL <https://doi.org/10.1007/s10107-022-01772-0>.
- [15] Lukas Graf, Tobias Harks, and Leon Sering. Dynamic flows with adaptive route choice. *Math. Program.*, 183(1):309–335, 2020.
- [16] Lukas Graf, Tobias Harks, Kostas Kollias, and Michael Markl. Prediction equilibrium for dynamic traffic assignment. (working paper), 2021.
- [17] Younes Hamdouch, Patrice Marcotte, and Sang Nguyen. A strategic model for dynamic traffic assignment. *Netw. Spat. Econ.*, 4(3):291–315, Sep 2004.
- [18] Ke Han, Terry L. Friesz, and Tao Yao. A partial differential equation formulation of Vickrey’s bottleneck model, part i: Methodology and theoretical analysis. *Transportation Research Part B: Methodological*, 49:55 – 74, 2013.
- [19] Ke Han, Terry L. Friesz, and Tao Yao. A partial differential equation formulation of Vickrey’s bottleneck model, part ii: Numerical analysis and computation. *Transportation Research Part B: Methodological*, 49:75 – 93, 2013.
- [20] Tobias Harks, Britta Peis, Daniel Schmand, Bjoern Tauer, and Laura Vargas-Koch. Competitive packet routing with priority lists. *ACM Trans. Economics and Comput.*, 6(1):4:1–4:26, 2018.
- [21] Martin Hoefer, Vahab S. Mirrokni, Heiko Röglin, and Shang-Hua Teng. Competitive routing over time. *Theor. Comput. Sci.*, 412(39):5420–5432, 2011.
- [22] Anisse Ismaili. Routing games over time with fifo policy. In Nikhil R. Devanur and Pinyan Lu, editors, *Web and Internet Economics*, pages 266–280. Springer International Publishing, 2017. ISBN 978-3-319-71924-5. URL https://link.springer.com/chapter/10.1007/978-3-319-71924-5_19. There is also a version available on arXiv: <http://arxiv.org/abs/1709.09484>.
- [23] Jonas Israel and Leon Sering. The impact of spillback on the price of anarchy for flows over time. In Tobias Harks and Max Klimm, editors, *Algorithmic Game Theory - 13th International Symposium, SAGT 2020, Augsburg, Germany, September 16-18, 2020, Proceedings*, volume 12283 of *Lecture Notes in Computer Science*, pages 114–129. Springer, 2020.
- [24] Marcus Kaiser. Computation of dynamic equilibria in series-parallel networks. *Math. Oper. Res.*, 2020. forthcoming.

- [25] Ronald Koch and Martin Skutella. Nash equilibria and the price of anarchy for flows over time. *Theory Comput. Syst.*, 49(1):71–97, 2011.
- [26] Zhi-Chun Li, Hai-Jun Huang, and Hai Yang. Fifty years of the bottleneck model: A bibliometric review and future research directions. *Transportation Research Part B: Methodological*, 139:311 – 342, 2020.
- [27] Patrice Marcotte, Sang Nguyen, and Alexandre Schoeb. A strategic flow model of traffic assignment in static capacitated networks. *Oper. Res.*, 52(2):191–212, 2004.
- [28] Frédéric Meunier and Nicolas Wagner. Equilibrium results for dynamic congestion games. *Transp. Sci.*, 44(4):524–536, 2010.
- [29] Steven J. O’Hare, Richard D. Connors, and David P. Watling. Mechanisms that govern how the price of anarchy varies with travel demand. *Transportation Research Part B: Methodological*, 84:55 – 80, 2016.
- [30] Srinivas Peeta and Athanasios Ziliaskopoulos. Foundations of dynamic traffic assignment: The past, the present and the future. *Netw. Spat. Econ.*, 1(3):233–265, 2001.
- [31] Bin Ran and David E. Boyce. *Dynamic urban transportation network models: theory and implications for intelligent vehicle-highway systems*. Lect. Notes Econ. Math. Syst. Springer, Berlin, New York, Paris, 1996.
- [32] Bin Ran, David E. Boyce, and Larry J. LeBlanc. A new class of instantaneous dynamic user-optimal traffic assignment models. *Oper. Res.*, 41(1):192–202, 1993.
- [33] Tim Roughgarden. *Selfish routing and the price of anarchy*. MIT Press, 2005.
- [34] Marco Scarsini, Marc Schröder, and Tristan Tomala. Dynamic atomic congestion games with seasonal flows. *Oper. Res.*, 66(2):327–339, 2018.
- [35] Leon Sering. *Nash flows over time*. Doctoral thesis, Technische Universität Berlin, Berlin, 2020. URL <http://dx.doi.org/10.14279/depositonce-10640>.
- [36] Leon Sering and Laura Vargas-Koch. Nash flows over time with spillback. In *Proc. 30th Annual ACM-SIAM Sympos. on Discrete Algorithms*, ACM, 2019.
- [37] Leon Sering, Laura Vargas Koch, and Theresa Ziemke. *Convergence of a Packet Routing Model to Flows Over Time*, page 797–816. Association for Computing Machinery, New York, NY, USA, 2021. ISBN 9781450385541. URL <https://doi.org/10.1145/3465456.3467626>.
- [38] Avinash Unnikrishnan and Steven Waller. User equilibrium with recourse. *Netw. Spat. Econ.*, 9(4):575–593, 2009.
- [39] William S. Vickrey. Congestion theory and transport investment. *Am. Econ. Rev.*, 59(2):251–60, May 1969.
- [40] Daoli Zhu and Patrice Marcotte. On the existence of solutions to the dynamic user equilibrium problem. *Transp. Sci.*, 34(4):402–414, 2000.

A. List of symbols

Symbol	Name	Description
$G = (V, E)$	directed graph	a directed graph with node set V and edge set E
$\delta_v^+ \subseteq E$	outgoing edges	the set of edges leaving node v , i.e. $\delta_v^+ := \{e \in E \mid e = vw\}$
$\delta_v^- \subseteq E$	incoming edges	the set of edges entering node v , i.e. $\delta_v^- := \{e \in E \mid e = uv\}$
$\delta_W^+ \subseteq E$	outgoing edges	the set of edges leaving the subgraph induced by W , i.e. $\delta_W^+ := \{vw \in E \mid w \in W, v \in V \setminus W\}$
$\delta_W^- \subseteq E$	incoming edges	the set of edges entering the subgraph induced by W , i.e. $\delta_W^- := \{vw \in E \mid v \in V \setminus W, w \in W\}$
$\tau_e \in \mathbb{N}^*$	physical travel time	the physical travel time on edge e
$\nu_e \in \mathbb{N}^*$	edge capacity	the capacity of edge e
$t \in V$	sink (node)	the common destination of all particles
$\theta \in \mathbb{R}_{\geq 0}$	time	the time is usually denoted by θ
$u_v(\theta) \in \mathbb{R}_{\geq 0}$	network inflow rate	inflow rate of particles at node v at time θ
$U_v(\theta) \in \mathbb{R}_{\geq 0}$	cumulative network inflow	the cumulative network inflow at node v up to time θ , i.e. $U_v(\theta) := \int_0^\theta u_v(\zeta) d\zeta$
\mathcal{N}	network	a network $\mathcal{N} = (G, (\nu_e)_{e \in E}, (\tau_e)_{e \in E}, (u_v)_{v \in V \setminus \{t\}}, t)$ consisting of a graph, edge travel times, edge capacities, network inflow rates and a designated sink node
$f = (f^+, f^-)$	flow	a flow given by a tuple of edge inflow rates f^+ and edge outflow rates f^-
$f_e^+(\theta) \in \mathbb{R}_{\geq 0}$	(edge) inflow rate	the rate at which particles of flow f enter edge e at time θ
$f_e^-(\theta) \in \mathbb{R}_{\geq 0}$	(edge) outflow rate	the rate at which particles of flow f leave edge e at time θ
$F_e^+(\theta) \in \mathbb{R}_{\geq 0}$	cumulative (edge) inflow	the total volume of flow having entered edge e up to time θ , i.e. $F_e^+(\theta) := \int_0^\theta f_e^+(\zeta) d\zeta$
$F_e^-(\theta) \in \mathbb{R}_{\geq 0}$	cumulative (edge) outflow	the total volume of flow having left edge e up to time θ , i.e. $F_e^-(\theta) := \int_0^\theta f_e^-(\zeta) d\zeta$
$F_e^\Delta(\theta) \in \mathbb{R}_{\geq 0}$	edge load	the flow volume on edge e at time θ , i.e. $F_e^\Delta(\theta) := F_e^+(\theta) - F_e^-(\theta)$
$F^\Delta(\theta) \in \mathbb{R}_{\geq 0}$	total flow volume	the total volume of flow in the network at time θ , i.e. $F^\Delta(\theta) := \sum_{e \in E} F_e^\Delta(\theta)$
$Z(\theta) \in \mathbb{R}_{\geq 0}$	flow volume at the sink	the total volume which has arrived at the sink by time θ , i.e. $Z(\theta) := \sum_{e \in \delta_t^-} F_e^-(\theta) - \sum_{e \in \delta_t^+} F_e^+(\theta)$
$q_e(\theta) \in \mathbb{R}_{\geq 0}$	queue length	the length of the queue on edge e at time θ , defined as $q_e(\theta) := F_e^+(\theta) - F_e^-(\theta + \tau_e)$
$c_e(\theta) \in \mathbb{R}_{> 0}$	instantaneous travel time	the current or instantaneous travel time at time θ over edge e , defined as $c_e(\theta) := \tau_e + q_e(\theta)/\nu_e$
$\ell_v(\theta) \in \mathbb{R}_{\geq 0}$	node labels	the current distance from v to t at time θ , i.e. the length of a shortest v - t path w.r.t. $c_e(\theta)$.

Symbol	Name	Description
$E_\theta \subseteq E$	active edges	the set of all edges active at time θ , i.e. $E_\theta := \{vw \in E \mid \ell_v(\theta) = \ell_w + c_{vw}(\theta)\}$
$\theta_0 \in \mathbb{R}_{\geq 0}$	end of network inflow	a time such that all network inflow rates are 0 after θ_0
$\Theta(f)$	makespan	the first time after θ_0 with no flow volume inside the network (see Definition 2.3)
$\Xi(f)$	total travel times	the sum of all particles' travel times in f (see Definition 2.4)
$\Theta_{\text{IDE}}(\mathcal{N})$	worst case IDE makespan	the worst case makespan of an IDE in \mathcal{N} i.e. $\Theta_{\text{IDE}}(\mathcal{N}) := \sup \{ \Theta(f) \mid f \text{ an IDE flow in } \mathcal{N} \}$
$\Theta_{\text{OPT}}(\mathcal{N})$	optimal makespan	the optimal makespan of any feasible flow in \mathcal{N} i.e. $\Theta_{\text{OPT}}(\mathcal{N}) := \inf \{ \Theta(f) \mid f \text{ a feasible flow in } \mathcal{N} \}$
$\Xi_{\text{IDE}}(\mathcal{N})$	worst case IDE total travel times	the worst case total travel times of an IDE in \mathcal{N} , i.e. $\Xi_{\text{IDE}}(\mathcal{N}) := \sup \{ \Xi(f) \mid f \text{ an IDE flow in } \mathcal{N} \}$
$\Xi_{\text{OPT}}(\mathcal{N})$	optimal total travel times	the optimal total travel times of any feasible flow in \mathcal{N} , i.e. $\Xi_{\text{OPT}}(\mathcal{N}) := \inf \{ \Xi(f) \mid f \text{ a feasible flow in } \mathcal{N} \}$
M-PoA(U, τ)	makespane price of anarchy (PoA)	the worst case ratio of the makespan of an IDE to the optimal makespan in a network with total flow volume U and total edge length τ (see Definition 2.8)
T-PoA(U, τ)	total travel times PoA	the worst case ratio of the total travel times of an IDE to the optimal total travel times in a network with total flow volume U and total edge length τ (see Definition 2.8)
$\mathcal{O}(g)$	big O	the set of all functions growing asymptotically at most as fast as g
$\Omega(g)$	big omega	the set of all functions growing asymptotically at least as fast as g

B. Omitted Proofs

Lemma 2.5. *For any terminating feasible flow we have*

$$\Xi(f) = \int_0^{\Theta(f)} \theta \cdot Z'(\theta) d\theta - \sum_{v \in V \setminus \{t\}} \int_0^{\theta_0} \theta \cdot u_v(\theta) d\theta = \int_0^{\Theta(f)} F^\Delta(\theta) d\theta.$$

Proof. We start with the first equality. Using a telescope sum argument and flow conservation this essentially reduces to the following equality for individual edges.

Claim 6. *For any edge e we have*

$$\int_0^{\Theta(f)} c_e(\theta) f_e^+(\theta) d\theta = \int_0^{\Theta(f)} (\theta + \tau_e) f_e^-(\theta + \tau_e) + \theta f_e^+(\theta) d\theta.$$

Proof. The proof of this equality is basically a calculation using integration by parts together with several elementary properties of feasible flows. These properties are

- (a) For any time θ we have $F_e^+(\theta) = F_e^-(\theta + c_e(\theta))$.

(b) The functions F_e^+ , F_e^- , q_e and c_e are differentiable almost everywhere.

(c) For almost all θ we have $q_e'(\theta) = \begin{cases} f_e^+(\theta) - \nu_e, & \text{if } q_e(\theta) > 0 \\ \max \{ f_e^+(\theta) - \nu_e, 0 \}, & \text{if } q_e(\theta) = 0 \end{cases}$.

(d) Given two times $a < b$ with empty queue, we have $\int_a^b q_e(\theta) q_e'(\theta) d\theta = 0$.

Proofs of the first three properties can be found in [35, Lemma 3.1].⁴ Property (d) can be shown using integration by parts:

$$0 = [q_e(\theta)^2]_a^b = \int_a^b q_e'(\theta) q_e(\theta) d\theta + \int_a^b q_e(\theta) q_e'(\theta) d\theta = 2 \int_a^b q_e(\theta) q_e'(\theta) d\theta.$$

Using these properties we can now show the desired equality:

$$\begin{aligned} & \int_0^{\Theta(f)} c_e(\theta) f_e^+(\theta) d\theta \\ &= [c_e(\theta) F_e^+(\theta)]_0^{\Theta(f)} - \int_0^{\Theta(f)} c_e'(\theta) F_e^+(\theta) d\theta \\ &= [\tau_e F_e^+(\theta)]_0^{\Theta(f)} - \int_0^{\Theta(f)} \frac{q_e'(\theta)}{\nu_e} F_e^+(\theta) d\theta \\ &= [(\theta + \tau_e) F_e^+(\theta) - \theta F_e^+(\theta)]_0^{\Theta(f)} - \left[\frac{q_e(\theta)}{\nu_e} F_e^+(\theta) \right]_0^{\Theta(f)} + \int_0^{\Theta(f)} \frac{q_e(\theta)}{\nu_e} f_e^+(\theta) d\theta \\ &\stackrel{(a)}{=} [(\theta + \tau_e) F_e^-(\theta + \tau_e)]_0^{\Theta(f)} - [\theta F_e^+(\theta)]_0^{\Theta(f)} - 0 + \frac{1}{\nu_e} \int_0^{\Theta(f)} q_e(\theta) f_e^+(\theta) d\theta \\ &= \int_0^{\Theta(f)} (\theta + \tau_e) f_e^-(\theta + \tau_e) d\theta + \int_0^{\Theta(f)} F_e^-(\theta + \tau_e) d\theta - \int_0^{\Theta(f)} \theta f_e^+(\theta) d\theta \\ &\quad - \int_0^{\Theta(f)} F_e^+(\theta) d\theta + \frac{1}{\nu_e} \int_0^{\Theta(f)} q_e(\theta) f_e^+(\theta) d\theta \\ &= \int_0^{\Theta(f)} (\theta + \tau_e) f_e^-(\theta + \tau_e) - \theta f_e^+(\theta) d\theta - \int_0^{\Theta(f)} F_e^+(\theta) - F_e^-(\theta + \tau_e) d\theta \\ &\quad + \frac{1}{\nu_e} \int_0^{\Theta(f)} q_e(\theta) f_e^+(\theta) d\theta \\ &= \int_0^{\Theta(f)} (\theta + \tau_e) f_e^-(\theta + \tau_e) - \theta f_e^+(\theta) d\theta + \frac{1}{\nu_e} \int_0^{\Theta(f)} q_e(\theta) f_e^+(\theta) - \nu_e q_e(\theta) d\theta \\ &= \int_0^{\Theta(f)} (\theta + \tau_e) f_e^-(\theta + \tau_e) - \theta f_e^+(\theta) d\theta + \frac{1}{\nu_e} \int_0^{\Theta(f)} q_e(\theta) (f_e^+(\theta) - \nu_e) d\theta \\ &\stackrel{(c)}{=} \int_0^{\Theta(f)} (\theta + \tau_e) f_e^-(\theta + \tau_e) - \theta f_e^+(\theta) d\theta + \frac{1}{\nu_e} \int_0^{\Theta(f)} q_e(\theta) q_e'(\theta) d\theta \\ &\stackrel{(d)}{=} \int_0^{\Theta(f)} (\theta + \tau_e) f_e^-(\theta + \tau_e) - \theta f_e^+(\theta) d\theta \quad \blacksquare \end{aligned}$$

⁴Note, that in [35], queues are placed at the end of the edge (instead of at the beginning like in our model) and their length is denoted by z_e . The notation $q_e(\theta)$ is used there to denote the waiting time for particles entering edge e at time θ and, thus, corresponds to $\frac{q_e(\theta)}{\nu_e}$ in our notation.

Using this claim and the fact that $f_e^+(\theta) = 0$ for all $\theta > \Theta(f)$, we can now deduce the first part of the lemma using flow conservation at the nodes:

$$\begin{aligned}
\Xi(f) &= \sum_{e \in E} \int_0^{\Theta(f)} c_e(\theta) f_e^+(\theta) d\theta \stackrel{\text{Claim 6}}{=} \sum_{e \in E} \int_0^{\Theta(f)} \theta f_e^-(\theta) d\theta - \int_0^{\Theta(f)} \theta f_e^+(\theta) d\theta \\
&= \sum_{v \in V} \sum_{e \in \delta_v^-} \int_0^{\Theta(f)} \theta f_e^-(\theta) d\theta - \sum_{v \in V} \sum_{e \in \delta_v^+} \int_0^{\Theta(f)} \theta f_e^+(\theta) d\theta \\
&= \int_0^{\Theta(f)} \theta \left(\sum_{e \in \delta_t^-} f_e^-(\theta) - \sum_{e \in \delta_t^+} f_e^+(\theta) \right) d\theta \\
&\quad + \sum_{v \in V \setminus \{t\}} \int_0^{\Theta(f)} \theta \left(\sum_{e \in \delta_v^-} f_e^-(\theta) - \sum_{e \in \delta_v^+} f_e^+(\theta) \right) d\theta \\
&\stackrel{(1),(5)}{=} \sum_{e \in \delta_t^-} \int_0^{\Theta(f)} \theta Z'(\theta) d\theta - \sum_{v \in V \setminus \{t\}} \int_0^{\Theta(f)} \theta u_v(\theta) d\theta \\
&= \int_0^{\Theta(f)} \theta \cdot Z'(\theta) d\theta - \sum_{v \in V \setminus \{t\}} \int_0^{\theta_0} \theta \cdot u_v(\theta) d\theta
\end{aligned}$$

where the last equality follows directly from the definition of θ_0 .

For the second part of the lemma, we use the fact that $F^\Delta(\Theta(f)) = 0$ together with partial integration to obtain

$$0 = \left[F^\Delta(\theta) \theta \right]_0^{\Theta(f)} = \int_0^{\Theta(f)} F^{\Delta'}(\theta) \theta d\theta + \int_0^{\Theta(f)} F^\Delta(\theta) d\theta.$$

From this we can show the second equality using Lemma 2.1:

$$\begin{aligned}
\int_0^{\Theta(f)} F^\Delta(\theta) d\theta &= - \int_0^{\Theta(f)} F^{\Delta'}(\theta) \theta d\theta = - \int_0^{\Theta(f)} \left(\sum_{v \in V \setminus t} U'_v(\theta) - Z'(\theta) \right) \theta d\theta \\
&= \sum_{v \in V \setminus t} \int_0^{\Theta(f)} \theta \cdot u_v(\theta) d\theta - \int_0^{\Theta(f)} \theta \cdot Z'(\theta) d\theta. \quad \square
\end{aligned}$$