

Determination of dynamical exponents of graphene at quantum critical point by holography

Geunho Song,¹ Yunseok Seo,² and Sang-Jin Sin¹

¹*Department of Physics, Hanyang University, Seoul 04763, Korea.*

²*School of Physics and Chemistry, Gwangju Institute of Science and Technology, Gwangju 61005 Korea*
(Dated: December 15, 2020)

We calculate the transport of a theory with two conserved currents by the holographic method and compare it with graphene data to determine its dynamical exponents (z, θ) , which characterizes a “quantum critical point”. As a result, we find that the electric and the thermal conductivity data can be fit more naturally if we assume $(z, \theta) = (3/2, 1)$ rather than $(1, 0)$. Furthermore, we find that thermoelectric power data at high temperature can be fit if we use $(3/2, 1)$ but not by $(1, 0)$. The $\theta = 1$ result can be interpreted as taking into account the fermionic nature of the electrons and $z = 3/2$ can be interpreted as the flattened band by the strong interaction.

I. INTRODUCTION

The strong correlation is the property of a phase of general matter because even a weakly interacting material can become strongly interacting in some parameter region. It happens when the Fermi surface (FS) is tuned to be small or when the conduction band is designed to be flat. The Coulomb interaction in a metal is small only because the charge is screened by the particle-hole pairs, which are abundantly created when the FS is large. In fact, any Dirac material is strongly correlated as far as its FS is near the tip of the Dirac cone. This was demonstrated in clean graphene [1, 2] and the surface of topological insulator [3–5] through the anomalous transports that could be quantitatively explained by a holographic theory[6–8]. In twisted bilayered graphene[9, 10], flat band appears due to the formation of effective lattice system called Moire lattice, which has larger size than the original lattice. In short, strong correlation phenomena are ubiquitous, where the traditional methods are not working very well; therefore, a new method has been longed for for many decades.

The strongly interacting system(SIS) is hard to be characterized in terms of its basic building blocks and one faces the question how to simplify the system to make a sensible physics with only a few parameters. One possibility is that they become simple at the quantum critical point (QCP) by the universality coming from the loss of system information, which is similar to a black hole system. In this sense, the SIS and holographic theory are similar by sharing the property of black holes. A QCP is characterized by z, θ defined by the dispersion relation of excitations $\omega \sim k^z$ and the entropy density $s \sim T^{(d-\theta)/z}$. Interestingly, there exists a metric with the same scaling symmetry $(t, r, x) \rightarrow (\lambda^z t, \lambda^{-1} r, \lambda x)$,

$$ds^2 = r^{-\theta} \left(-r^{2z} dt^2 + \frac{dr^2}{r^2} + r^2(dx^2 + dy^2) \right), \quad (1)$$

which is called the hyperscaling violation (HSV) metric.

The purpose of this paper is to reexamine the transport data of graphene to determine its dynamical exponents (z, θ) , which characterizes a QCP. In our previous work

[6], we assumed that the theory has a QCP at $(z, \theta) = (1, 0)$ based on the presence of the Dirac cone, and showed that there must be at least two conserved currents. We also had to assume that the entropy density is a free parameter to be tuned to fit the data.

In this paper, we extend the holographic theory with two currents [6, 11] using the HSV geometry. As a result, we could eliminate the last assumption, namely, the entropy density is not assumed to be a free parameter but a physical quantity determined by other parameters, which is a progress. The electric and the thermal conductivity data can be fitted much more naturally if we assume $(z, \theta) = (3/2, 1)$ rather than $(1, 0)$. We also find that thermoelectric power data at high temperature can be fitted if we use $(3/2, 1)$ but not at all by $(1, 0)$. Our work demonstrates that critical exponents together with the ratio of the conserved charges completely determines the transport data of a strong correlated system.

Notice that our system has $z = 1$ at UV. But nevertheless, due to the interaction between the gravity and the spin 1 field A_μ , the system can have a solution with $z > 1$ at IR. Therefore conceptually, it is good idea to assume that HSV is embedded into an asymptotically AdS solution. Recently, we noticed that Sungsik Lee and Metlistki+Sachdev [12, 13], using renormalization group method, found that due to the curvature effect of the Fermi surface, the fermion dispersion relation near the IR fixed point has $z=3/2$, although a physical situation was not targeted as graphene but the spin liquid. However, their formulation seems to be universal. They assumed just the presence of a Fermi surface and Yukawa interaction. The fact that we can get a consistent result by solving a “classical equation” is certainly a great power of the holography, and it is a true evidence that holographic theory encodes the quantum information.

II. HYPERSCALING VIOLATING GEOMETRY WITH TWO CURRENTS

We consider a four-dimensional action with an asymptotically AdS metric $g_{\mu\nu}$, a dilaton field ϕ , three spin 1

fields A_μ, B_μ^1, B_μ^2 . We also use two scalar fields χ_1, χ_2 called axions to break the translational symmetry. The action is given by $S = \int_{\mathcal{M}} d^4x \mathcal{L}$, with

$$\mathcal{L} = \sqrt{-g} \left(R + \mathcal{V} e^{\gamma\phi} - \frac{1}{2} (\partial\phi)^2 - \frac{1}{4} Z_A F^2 - \sum_a \frac{1}{4} Z_a G_{(a)}^2 - \frac{1}{2} Y \sum_i^2 (\partial\chi_i)^2 \right) \quad (2)$$

where $F = dA$, $G_{(a)} = dB_a$. We use an ansatz,

$$Z_A = e^{\lambda\phi}, \quad Z_a = \bar{Z}_a e^{\eta\phi}, \quad Y = e^{-\eta\phi}, \quad \chi_i = \beta x_i, \quad (3)$$

where η, λ , and ν are dimensionless numbers and β denotes the strength of momentum relaxation and can be interpreted as the density of impurity. Notice that there are three gauge fields in our model. A_μ is a part of gravity. It should be considered as a Kaluza-Klein reduction of a higher dimensional metric. Indeed its existence is solely to support the Lifshitz gravity with HSV. The other two spin 1 fields are gauge fields that are dual to two independent currents. In Ref. [6], these two currents were introduced because there are two independent currents due to the imbalance effect. Briefly, the electron current and the hole current are separately conserved because the process $e \rightarrow e + e + h$, which is necessary to balance the deficit electron, and a similar process to create more holes are forbidden in the small timescale since the energy-momentum conservation requests collinearity of the four momenta, which is a zero subset measure of the phase space. For more detail, see [6, 14]. Introducing two currents is also necessary because with single current, one can not fit the data quantitatively.

The equations of motion of fields are

$$\partial_\mu(\sqrt{-g} Z_A F^{\mu\nu}) = 0, \quad \partial_\mu(\sqrt{-g} Z_a G_{(a)}^{\mu\nu}) = 0, \quad (4)$$

$$R_{\mu\nu} - \frac{1}{2\sqrt{-g}} g_{\mu\nu} \mathcal{L} - \frac{1}{2} \partial_\mu \phi \partial_\nu \phi - \frac{Y}{2} \sum_i \partial_\mu \chi_i \partial_\nu \chi_i - \frac{1}{2} Z_A F_\mu^\rho F_{\nu\rho} - \sum_a \frac{1}{2} Z_a G_{(a)\mu}^\rho G_{\nu\rho}^{(a)} = 0, \quad (5)$$

$$\square\phi + \mathcal{V} \gamma e^{\gamma\phi} - \frac{1}{4} Z'_A(\phi) F^2 - \frac{1}{4} \sum_a Z'_a(\phi) G_a^2 - \frac{1}{2} Y'(\phi) \sum_{i=1}^2 (\partial\chi_i)^2 = 0, \quad (6)$$

$$\partial_\mu(\sqrt{-g} g^{\mu\nu} Y \sum_{i=1}^2 \partial_\nu \chi_i) = 0. \quad (7)$$

The solutions for the fields are given by

$$\phi(r) = \nu \ln r, \quad \text{with } \nu = \sqrt{(2-\theta)(2z-2-\theta)}. \quad (8)$$

$$A = a(r)dt, \quad B_1 = b_1(r)dt, \quad B_2 = b_2(r)dt, \quad (9)$$

$$\chi = (\beta x, \beta y), \quad (10)$$

$$ds^2 = r^{-\theta} \left(-r^{2z} f(r) dt^2 + \frac{dr^2}{r^2 f(r)} + r^2 d\vec{x}^2 \right), \quad (11)$$

$$f(r) = 1 - mr^{\theta-z-2} - \frac{\beta^2}{(\theta-2)(z-2)} r^{\theta-2z} + \frac{(Z_1 q_1^2 + Z_2 q_2^2)(\theta-z) r^{2\theta-2z-2}}{2(\theta-2)} \quad (12)$$

$$a(r) = \frac{-q_A}{2+z-\theta} (r_{\text{H}}^{2+z-\theta} - r^{2+z-\theta}),$$

$$b_a(r) = (\mu_a - q_a r^{\theta-z}), \quad (13)$$

where $a = 1, 2$. Here, all the coordinate and parameters are rescaled by the anti-de Sitter (AdS) scale L to make them dimensionless. We set $L = 1$ until the last moment to avoid introducing a dimensionless version of the parameters. The gauge couplings Z_1 and Z_2 are then given by

$$Z_A(\phi) = e^{\lambda\phi}, \quad Z_a(\phi) = \bar{Z}_a e^{\eta\phi}, \quad Y(\phi) = e^{-\eta\phi} \quad (14)$$

with

$$\lambda = \frac{\theta-4}{\nu}, \quad \eta = \frac{\nu}{2-\theta}, \quad \gamma = \frac{\theta}{\nu}, \quad \mathcal{V} = \frac{z-\theta+1}{2(z-1)} q_A^2, \quad (15)$$

$$q_A = \sqrt{(2z-2)(2+z-\theta)}. \quad (16)$$

There are important restrictions in the range of the parameters for the HSV solution coming from the null energy condition and the positivity of q_A^2 , which is studied in the previous work[15], and we attached it in the Appendix. The presence of the singularity in the HSV geometry was pointed out in [16] and it was shown that it can be resolved if $\nu = 0$ and $1 \leq \theta \leq 2$. We can check that the screened HSV geometry are always regular independent of (z, θ) . See the Appendix.

Notice that $a(r)$ is divergent. From the early time of Lifshitz gravity, such a divergence of the A_μ has been controversial. At this moment, the consensus is that HSV geometry should be embedded into asymptotically AdS spacetime so that it is just the IR part of the total domain-wall solution. See Fig. 1(b). A related question is about the scaling property of A_μ . At zero temperature and zero densities ($B_{1\mu}, B_{2\mu} = 0$), A_t has the scaling properties $A_t \rightarrow \lambda^{2+z-\theta} A_t$. If any of these quantities are nonzero, there is no scaling property. However, notice that we are not describing a quantum critical point itself, which is at zero temperature. Our interest is the quantum critical region (QCR) above that point, where scale symmetries of all the gauge field are broken by the existence of the temperature and chemical potential for $B_{1\mu}, B_{2\mu}$. See Fig. 1(a).

From the equations of motion for the gauge fields B 's, we can obtain the charge density as the integration constants,

$$Q_a = \sqrt{-g} Z_a G_{(a)}^{tr} = \bar{Z}_a q_a (z - \theta). \quad (17)$$

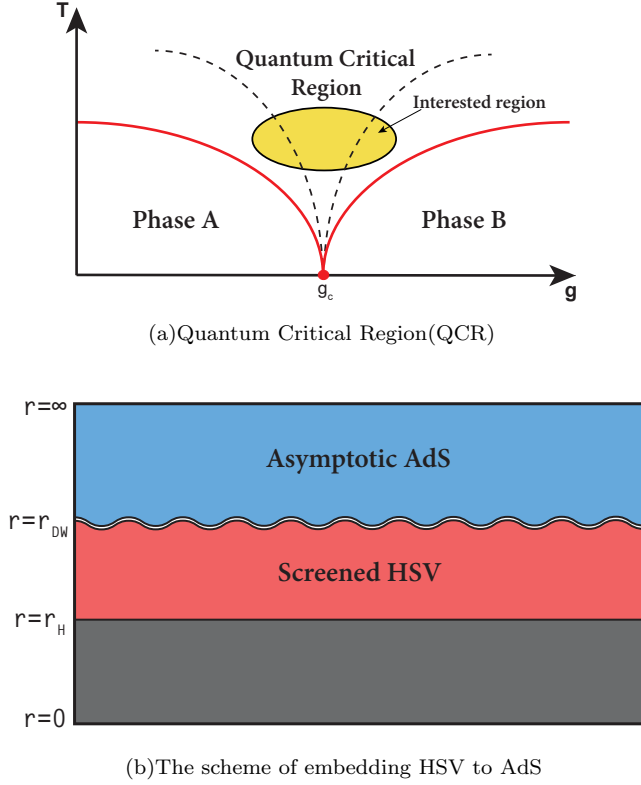


FIG. 1. (a) Phase diagram with quantum critical point which is denoted by g_c where $T = 0$. But we are interested in the finite temperature region that can be affected by the quantum critical point, which is called quantum critical region (QCR). Here, we consider the region colored by yellow. (b) The schematic figure of our geometry. The region inside the black hole is colored with gray, and there is a domain wall ($r = r_{DW}$) somewhere between the AdS boundary and black hole horizon at r_H .

The entropy density and the Hawking temperature are

$$s = 4\pi r_H^{2-\theta}, \quad (18)$$

$$4\pi T = (z + 2 - \theta)r_H^z - \frac{\beta^2 r_H^{\theta-z}}{2 - \theta} - \frac{1}{2} \left(\frac{Q_1^2}{Z_1} + \frac{Q_2^2}{Z_2} \right) \frac{r_H^{2\theta-2-z} (z - \theta)^2}{(2 - \theta)}. \quad (19)$$

III. CALCULATION OF DC TRANSPORT

We use following perturbation to compute the transport coefficients [17]:

$$\begin{aligned} \delta g_{tx} &= h_{tx}(r) + t f_{3x}(r), & \delta g_{rx} &= h_{rx}(r), \\ \delta B_{ax} &= b_{ax} - t f_{ax}, & \delta \chi_1 &= \varphi_x(r) \end{aligned} \quad (20)$$

where linearized f_i 's are chosen, such that they provide time-independent source terms in Einstein equations,

$$f_{ax} = -E_a + \zeta b_a(r), \quad f_{3x} = -\zeta U(r) \quad (21)$$

where $a = 1, 2$. Here, E_1, E_2 are electric forces acting on J_1, J_2 , respectively, and ζ is a thermoelectric force given by the temperature gradient $\zeta = -(\nabla T/T)$. We will set $E_1 = E_2 = E$, after the calculation is done. The transports can be computed at the event horizon using the Maxwell equation that provides the conservation of the currents in a radial direction. In the Eddington-Finkelstein (EF) coordinates v, r the background metric is given by

$$\begin{aligned} ds^2 &= -U dt^2 + V dr^2 + W d\vec{x}^2, \\ &= -U dt^2 - 2\sqrt{UV} dv dr + W d\vec{x}^2, \end{aligned} \quad (22)$$

with $v = t + \int dr \sqrt{V/U}$. Notice that it is regular at the horizon. If we turn on $\delta g_{rx} = h_{rx}$ and $\delta g_{tx} = h_{tx}$, the metric perturbation in EF coordinates, can be written as

$$\delta g_{\mu\nu} dx^\mu dx^\nu = h_{tx} dv dx + \left(h_{rx} - \sqrt{\frac{V}{U}} h_{tx} \right) dr dx.$$

To guarantee its regularity at the horizon, the last term is requested to vanish at the horizon so that

$$h_{rx} \sim \sqrt{\frac{V}{U}} h_{tx}. \quad (23)$$

Similarly, we can express the gauge field perturbation in the EF coordinates as

$$\delta B_{ax} \sim b_{ax} + E_a v - E_a \int dr \sqrt{\frac{V}{U}}. \quad (24)$$

One should note that b_a is the background solution of the time component gauge field and b_{ax} are fluctuations of gauge field components B_{ax} . Then, gauge field perturbation will take the regular form $\delta B_{ax} \sim E_a v + \dots$ by demanding

$$b'_{ax} \sim \sqrt{\frac{V}{U}} E_a, \quad a = 1, 2. \quad (25)$$

Now, the rx component of the Einstein equation is

$$\frac{Y\beta^2}{W} h_{rx} - \frac{1}{U} \left(\sum_{a=1,2} (Z_a b'_a f_{ax}) + f'_{3x} \right) + \frac{W' f_{3x}}{UW} = 0.$$

For the regularity at the horizon, we request

$$h_{tx}|_{r_H} = -\frac{1}{\beta^2 Y} \left(sT\zeta + \sum_{i=1,2} \bar{Z}_i q_i E_i (z - \theta) \right) \quad (26)$$

where we used Eq. (23). The Eqs (23), (26), and eq.(25) are the regularity conditions for the metric and the gauge fields at the event horizon. The Maxwell equations (4) give conserved currents [17],

$$J_a = \sqrt{-g} Z_a G_{(a)}^{xr}, \quad (27)$$

$$\mathcal{Q} = \frac{U^2}{\sqrt{UV}} \left(\frac{h_{tx}}{U} \right)' - \sum_{a=1,2} b_a J_a, \quad (28)$$

where the index $a = 1, 2$ is for two currents, which are dual to the two gauge fields B_a . These currents are radially conserved so that their boundary values can be computed at the horizon [17]. Therefore, we can get the boundary current in terms of their horizon behavior (24), (26), which again is given by the external sources,

$$\begin{aligned} J_1 &= \left(Z_1 + \frac{Q_1^2}{WY\beta^2} \right) E_1 + \frac{Q_1 Q_2}{WY\beta^2} E_2 + \frac{4\pi T Q_1}{Y\beta^2} \zeta \\ J_2 &= \frac{Q_1 Q_2}{WY\beta^2} E_1 + \left(Z_2 + \frac{Q_2^2}{WY\beta^2} \right) E_2 + \frac{4\pi T Q_2}{Y\beta^2} \zeta \\ \mathcal{Q} &= \frac{4\pi T Q_1}{Y\beta^2} E_1 + \frac{4\pi T Q_2}{Y\beta^2} E_2 + \frac{16\pi^2 W T^2}{Y\beta^2} \zeta \end{aligned} \quad (29)$$

We can write (29) in matrix form, $J_i = \Sigma_{ij} E_j$, with $J_3 = \mathcal{Q}$ and $E_3 = \zeta$,

$$\begin{pmatrix} \sigma_{11} & \sigma_{12} & \alpha_1 T \\ \sigma_{21} & \sigma_{22} & \alpha_2 T \\ \bar{\alpha}_1 T & \bar{\alpha}_2 T & \bar{\kappa} T \end{pmatrix} := \Sigma. \quad (30)$$

Notice that the matrix Σ is symmetric so that

$$\sigma_{12} = \sigma_{21}, \quad \alpha_i = \bar{\alpha}_i \quad (31)$$

The heat conductivity κ is defined by the response of the heat current to the temperature gradient ζ in the absence of electric currents J_1 and J_2 : we can express E_1 and E_2 in terms of ζ by setting J_1 and J_2 to vanish in (29). Substituting these expression for E_i to the last line of (29) and taking derivative with respect to the temperature gradient, we can get

$$\kappa = \bar{\kappa} - \frac{T\bar{\alpha}_1(\alpha_1\sigma_{22} - \alpha_2\sigma_{12})}{\sigma_{11}\sigma_{22} - \sigma_{12}\sigma_{21}} - \frac{T\bar{\alpha}_2(\alpha_2\sigma_{11} - \alpha_1\sigma_{21})}{\sigma_{11}\sigma_{22} - \sigma_{12}\sigma_{21}} \quad (32)$$

with $\bar{\kappa} = 4\pi s T / Y\beta^2$. The Seebeck coefficient is defined by

$$S_i = \sum_j \sigma_{ij}^{-1} \alpha_j \quad (33)$$

Then, the transport coefficients for conserved currents can be calculated as the following:

$$\begin{aligned} \sigma_{ij} &= Z_i \delta_{ij} + \frac{Q_i Q_j}{WY\beta^2}, \quad \alpha_i = \frac{4\pi Q_i}{Y\beta^2}, \quad \bar{\kappa} = \frac{16\pi^2 W T}{Y\beta^2} \\ \kappa &= \frac{\bar{\kappa}}{1 + \sum_i 4\pi Q_i^2 / s Z_i Y \beta^2} \\ S_i &= \frac{s Q_i / Z_i}{WY\beta^2 + \sum_i (Q_i^2 / Z_i)} \end{aligned} \quad (34)$$

If we define the total electric current as $J = \sum_i J_i$ and the thermoelectric force as $E_i = E - T\nabla(\mu_i/T)$, the electric conductivity based on total current is given by

$$\sigma = \frac{\partial J}{\partial E} = \sum_{ij} \sigma_{ij} = Z + \frac{Q^2}{WY\beta^2} \quad (35)$$

where $Q = \sum_i Q_i$ and $Z = \sum_i Z_i$, showing the additivity of the charge-conjugation-invariant part [18] of the electric conductivity. If we define the heat conductivity due to the i th current by $1/\kappa_i = 1/\bar{\kappa} + Q_i^2/Z_i s^2 T$, then the heat conductivity formula leads us to *the additivity of the dissipative part of the inverse heat conductivity*. Therefore,

$$D[1/\kappa] = \sum_i D[1/\kappa_i], \quad \bar{D}[\sigma] = \sum_i \bar{D}[\sigma_i], \quad (36)$$

where $D[f]$ denotes the dissipative part of f and $\bar{D}[f] = f - D[f]$.

The total Seebeck coefficient S by the two currents is given by

$$S = S_1 + S_2 = \frac{4\pi W(Z_1 Q_2 + Z_2 Q_1)}{Z_1 Q_1^2 + Z_2 Q_2^2 + Z_1 Z_2 W Y \beta^2} \quad (37)$$

Finally, the two currents are independently conserved for short moments but long enough for the hydrodynamic equilibrium to be reached, as argued in [6, 14]. In this case, individual charges, the hole and electron charges, are separately conserved, therefore,

$$Q_i = g_i Q, \quad (38)$$

for some g_1, g_2 . Then the experimental data of graphene will be well fit by our two current theories, as we will see below.

IV. THEORY VS EXPERIMENTS

A. Thermoelectric power

The total electric current J and total number current J_n are defined by $J = J_e + J_h$, $J_n = J_e - J_h$, respectively, and their corresponding densities (electric charge densities and number densities) are related by $Q_1 = q_e n_1$ and $Q_2 = -q_e n_2$ with a charge of an electron $q_e = -1$. The total electric charge density and total number density are defined by $Q = Q_1 + Q_2$ and $Q_n = -Q_1 + Q_2$, which can be connected with the proportionality constant g_n such that $Q_n = g_n Q$. Notice that $\eta = 0$ when $z = (\theta + 2)/2$ so that $Z_a = \bar{Z}_a$ and $Y = 1$. From now on, we take $z = 3/2$, $\theta = 1$. There are two reasons for choosing this (z, θ) : (i) $\theta = 1$ is necessary to encode the fermionic nature of the system. (ii) $z = 3/2$ is the optimized dynamical exponent for fitting the experimental results which will be shown later. Then, the total electric conductivity $\sigma = \frac{\partial J}{\partial E}$ and κ can be expressed in terms of Q and g_n ,

$$\sigma = \sigma_0 \left(1 + \frac{Q^2}{Q_0^2} \right), \quad \kappa = \frac{\bar{\kappa}}{1 + (1 + g_n^2)(Q/Q_0)^2}. \quad (39)$$

where $\sigma_0 = 2Z_0$ and $Q_0 = \sigma_0 s \beta^2 / 4\pi$.

Notice that in all our formula so far, we used dimensionless version of the parameters, which was introduced at the level of the equation of motion before we get the

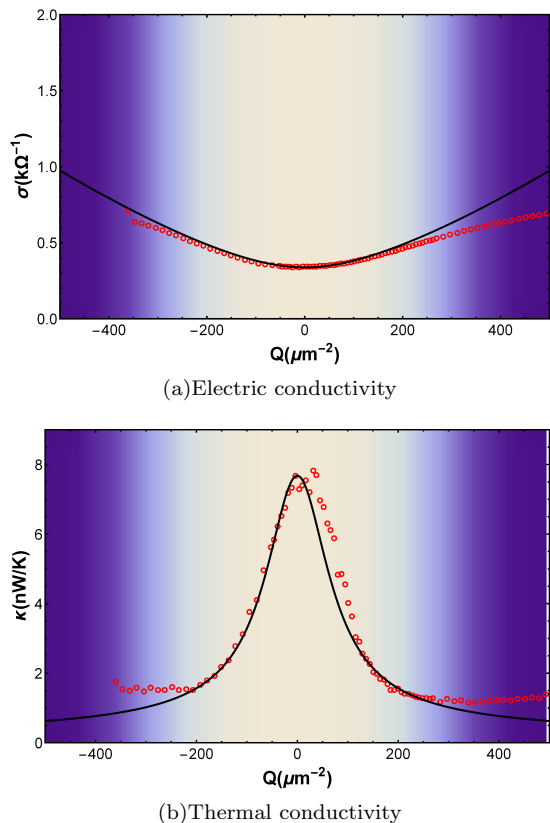


FIG. 2. Comparison with real experiment : (a) density plot of electric conductivity σ and (b) of thermal conductivity κ . Red circles are for data used in [1, 2], and black curves are for two current model. The region shaded with blue is for the Fermi liquid which is far from our theory.

solution. However, for the numerical fitting, all the dimensions of the parameters should be restored to their original dimensionful version. Following the prescription for the restoration of dimensionality is useful,

$$\beta \rightarrow \beta L, \quad T \rightarrow \frac{k_B T}{\hbar v_F} L, \quad s \rightarrow s L^2, \quad Q \rightarrow Q L^2 \quad (40)$$

where $v_F \sim c/300 = 1 \times 10^6 m/s$, which is the Fermi velocity in graphene.¹

¹ L was introduced as an AdS radius in the original top down approach, but in our bottom up approach, it is any length scale. Starting from the equation of motion, we rescaled all the variables using L and set it to be 1 so that every coordinate and the parameters are dimensionless. Notice that the physical dimension and scaling “dimension” are different. The scaling properties are those of dimensionless variables, and here, we are explaining the restoration of the physical dimension. For example, t and x can have different scaling although they have the same physical dimension in a natural unit. Any quantity can be written in terms of $v_F^A \hbar^B L^C$. Without introducing a length scale in a theory, we can not describe or plot any dimensionful physical quantity. We assumed that the Boltzman constant k_B always follows the T and s .

With such a prescription,

$$\sigma_0 = \frac{e^2}{\hbar} 2Z_0, \quad \bar{\kappa} = \frac{4\pi k_B^2}{\hbar} \frac{s}{\beta^2}, \quad Q_0^2 = \frac{2Z_0 s \beta^2}{4\pi} L^4 \quad (41)$$

To fit the experimental results in Fig 2 for transports in graphene, we used four measured values, $\sigma_0 = 0.338 k\Omega^{-1}$, $\bar{\kappa} = 7.7 nW/K$. From the curvature of the density plot of κ , we fix $g_n = 3.3$ and assumed charge conjugation symmetry to set $Z_1 = Z_2 = Z_0$. Then, the parameters of the theory can be determined: $L = 0.2 \mu m$, $2Z_0 = 1.387$, $\beta^2 = 96.75 / (\mu m)^2$. In previous work [6], we replaced the horizon area $4\pi r_H^2$ as the entropy density and considered the latter as a free parameter to tune. On the other hand, we use r_H as a function of other physical parameters such as temperature (T), charge density (Q), and impurity density β^2 which comes from (19). In that sense, we could fit the data with one less parameter.

One more available data for the graphene is the seebeck coefficient S given in Ref. [19]. S can be expressed in terms of Q and g_n :

$$S = -\frac{k_B}{e} \frac{8\pi Q / 2Z_0 \beta^2}{1 + (1 + g_n^2) \frac{Q^2}{Q_0^2}} \quad (42)$$

If we try to fit the experimental data of graphene, it seems that one current model without dissipation follows the hydrodynamic model. See Fig. 3 (a). For the two currents models with $z = 1$, $\theta = 0$ [Fig. 3 (b)], the theory curve of S/T goes to a constant at large $|Q|$, and the height of its peak is independent of the temperature. On the other hand, the experimental curves of S/T decreases as $|Q|$ increases, and the height of its peak also decreases as the temperature rises. Both of the features are not even close to the qualitative feature of the experimental data.

On the other hand, for $z = 3/2$ and $\theta = 1$, the two currents model fits very well with the data when T is low enough. Also, the theory curves have a tendency for convergence for large $|Q|$ and the height of its peak lowered as one raises the temperature. It is natural that the model does not fit with the experimental for large T because our theory does not include the phonon effect, which is important for a large temperature. The reason to take $z = 3/2$ is the following: due to the Null energy condition $(2 - \theta)(2z - 2 - \theta) \geq 0$, we cannot take $z < 3/2$ with $\theta = 1$, and for $z > 3/2$, the bigger value z has, the greater the inconsistency of the theoretical curve with the experimental results becomes. We conclude that the graphene data can be fit with holographic theory if we choose the dynamical exponents $(z, \theta) = (3/2, 1)$.

B. Lorentz ratio

In the Ref.[1] there is a plot for the Lorentz ratio L/L_0 , which could be fitted even by an untwisted hydrodynamics using the hydrodynamic formula,

$$\mathcal{L}(n) = \frac{\mathcal{L}_{DF}}{(1 + (n/n_0)^2)^2} \quad (43)$$

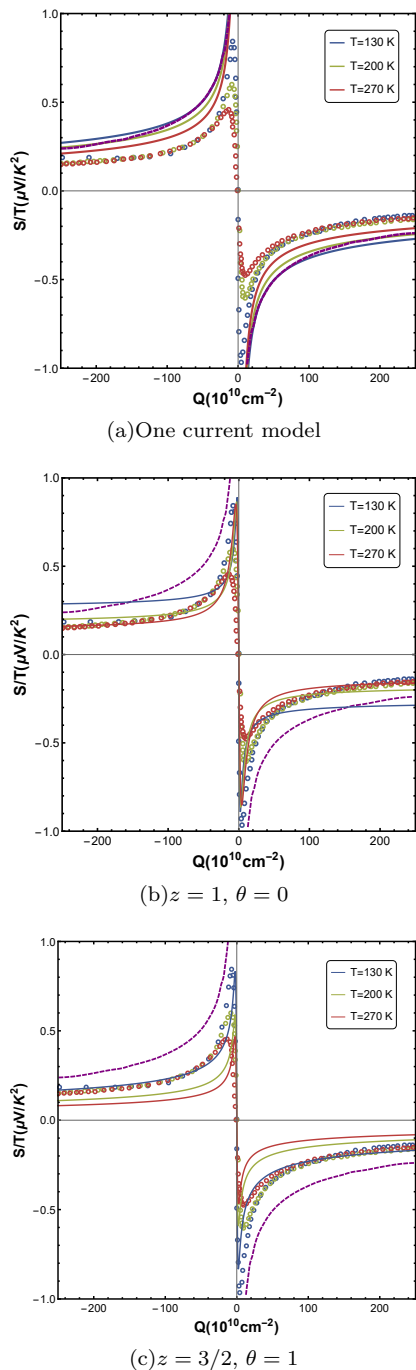


FIG. 3. Theory vs data for Seebeck effect : (a) We take $g_n = 1$, which corresponds to one current model, and we set $\beta = 0$ to compare with the hydrodynamics result (dashed line). (b) Seebeck coefficient for $z = 1$ and $\theta = 0$. We used the parameters $L = 0.2\mu m$, $\beta^2 = 1406/(\mu m)^2$, $2Z_0 = 1.387$, and $g_n = 16$. (c) For $z = 3/2$ and $\theta = 1$, Seebeck coefficient at low temperature fits well with experiment. We used the parameters $L = 0.2\mu m$, $\beta^2 = 1406/(\mu m)^2$, $2Z_0 = 1.387$, and $g_n = 3.3$. Circles are for data used in [19].

where $\mathcal{L}_{DF} = \frac{v_F^2 \mathcal{H}\tau}{T^2 \sigma_Q}$, $n_0^2 = \frac{\mathcal{H}\sigma_Q}{e^2 v_F^2 \tau}$. Holographic theory with one current gives the same type formula,

$$L/L_0 = \frac{A}{(1 + (n/n_0)^2)^2}. \quad (44)$$

Therefore, we might think that the fitting is trivial,

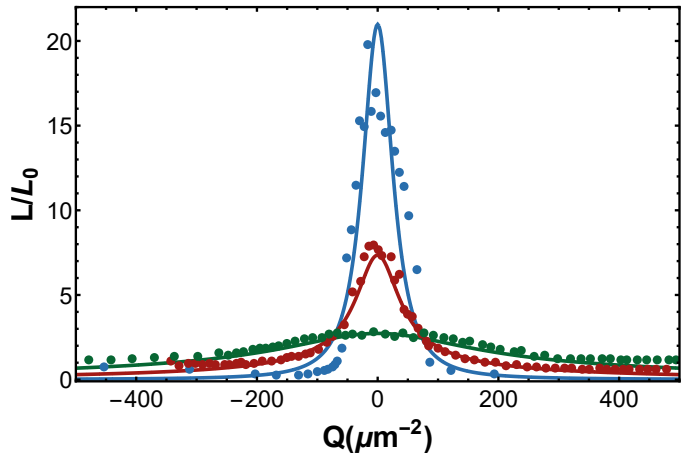


FIG. 4. Lorentz ratio fit by our theory. Due to the limited temperature dependence of the horizon radius, the holographic theory of $z = 1, \theta = 0$ can not fit the data, while that of $z = 3/2, \theta = 1$ theory can fit.

because we have one more parameter g_n with the two current model. The problem is that $A \sim s/\sigma_0\beta^2$ and $n_0^2 \sim s\sigma_0\beta^2$ and our β does not have any T dependence unlike τ in hydrodynamic theory. Furthermore, the entropy density has a specific r_0 dependence $s \sim r_0^{z-\theta}$, which is very sensitive to z, θ . If we treat r_0 as a function of other variables as we treat in this paper, not all the values of A and n_0 are available in the necessary temperature range if $z = 1, \theta = 0$. So the holographic theory has a more tight constraint than the hydrodynamic theory, as it should be. The conclusion is that $z = 1, \theta = 0$ can not fit the data even with one more parameter g_n for the theory with two currents, while the $z = 3/2, \theta = 1$ theory can fit. See the figure 4.

V. DISCUSSION

We determined the QCP's dynamical exponents for the graphene system. The $\theta = 1$ result can be interpreted as taking into account the fermionic nature of the electrons, and $z = 3/2$ can be interpreted as the flattened band by the strong interaction. The θ was originally introduced to explain the difference of the power in the heat capacity (and entropy density) between the bosonic and the fermionic systems. For a boson, $C_v \sim T^d$ while it is $\sim T$ for fermions. So, typically $\theta = d - 1$ for a fermion system if we define the theta by $C_v \sim T^{(d-\theta)}$. In the case of

$z \neq 1$, it can be more subtle. At this moment, our assumption $\theta = 1$ even in the presence of $z \neq 1$ is justified only by data fitting.

There are some data we can not fit. Since our purpose is to see what kind of data can be fit by holographic theories, we also report such data here because nonfitting is also a record worthwhile. In [2], the authors also computed σ, κ as functions of T . Our result to fit the data is given in Fig. 5. Figure caption explains how

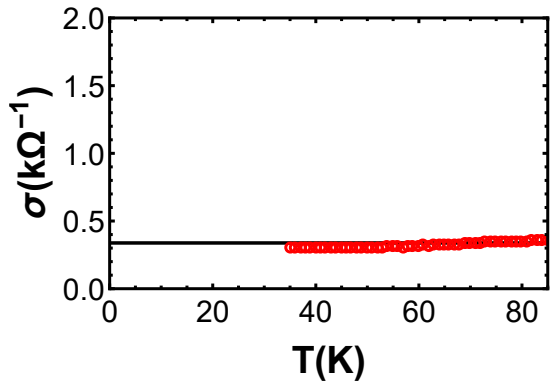
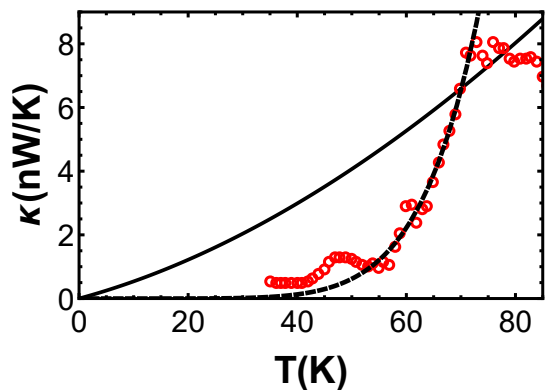
(a) $\sigma(T)$ (b) $\kappa(T)$

FIG. 5. (a) There is not much change in $\sigma(T)$. Red circles are the experimental data, and the solid line is for our model (b). The fitting by our model (solid line) is not good for varying temperature data. The simple fitting with T^7 (dashed curve) misses all the flat feature but can fit rising data quite well. However, we can not explain the power 7 for any reasonable scenario.

much our theory does not fit the data. Naive scaling law trial that fits the data discarding all flattened part is $\kappa \sim T^7$, which can not be explained by any reasonable physics. From our experience, we can tell that the density dependence at any fixed temperature could be fit well, but no temperature dependence at a fixed density is fitted well by holographic theory. We can roughly understand why this is so: the data of varying temperatures have too many features, and it is too steep near 70K; hence, it shows highly unscaling. Therefore, it can not be fit by any theory that respects the hydrodynamic

principle, like a holographic theory: any holographic theory with a horizon should follow hydrodynamics[20], and therefore, can not fit such data. In fact the data show that as T increases, the minimum values of the carrier density changes drastically. See Fig. 3(a) in [1]. The manipulation of the experiment with varying temperature with fixed density is very hard, because the temperature can pump up extra charges in a semimetal or a semi-conductor. On the other hand, changing the charge density is just matter of changing the chemical potential so varying density data are much more reliable. The reason why Ref. [2] could fit the temperature plot data even roughly is because the authors cleverly introduced an idea that breaks the scale symmetry, the inhomogeneity in the viscosity, and the coefficient of the derivative expansion. Such an introduction violates the hydrodynamic principle but is a good choice for fitting nonscaling data. In short, we think that the data of temperature plot are not that of near QCP in the yellow region of Fig. 1(a). So it is not a surprise for our theory not to fit the temperature plots near the QCP.

ACKNOWLEDGMENTS

This work is supported by Mid-career Researcher Program through the National Research Foundation of Korea Grant No. NRF-2016R1A2B3007687. YS is supported by Basic Science Research Program through NRF Grant No. NRF-2019R1I1A1A01057998.

Appendix A: VALIDITY REGION OF EXPONENTS

The allowed region for them is described in our previous work[15] where we show that as a consequence of the null energy condition and positivity of q_A^2 , the allowed region are given by the figure 6.

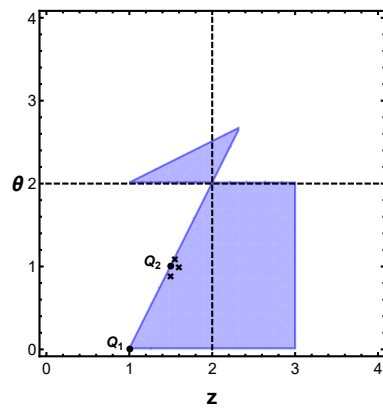


FIG. 6. Allowed region of z, θ coming from null energy condition and positivity of q_A^2 .

Appendix B: THE RESOLVING SINGULARITY OF HSV GEOMETRY

In this section, we discuss the curvature singularity in asymptotic hyperscaling violating geometry. We work in a coordinate system that we defined in (9),

$$ds^2 = r^{-\theta} \left(-r^{2z} f(r) dt^2 + \frac{dr^2}{r^2 f(r)} + r^2(dx^2 + dy^2) \right),$$

Consider a radial timelike geodesic with four velocity $u = (\dot{t}, \dot{r}, 0, 0)$, where the dot denotes $d/d\tau$. The conserved energy is given by $E \equiv -g_{tt}\dot{t} = r^{2z} f(r)\dot{t}$; the normalization of four velocity $u^\mu u_\mu = -1$ gives

$$\dot{r}^2 = E^2 r^{2(1-z+\theta)} \left(1 - \frac{r^{2z-\theta} f(r)}{E^2} \right) \quad (\text{B1})$$

Then, we can choose an orthonormal frame for the radial infall of a test particle with an energy E , which is given

by

$$\begin{aligned} e_0 &= \frac{E}{r^{2z-\theta} f(r)} \partial_t - E r^{1-z+\theta} \sqrt{1 - \frac{r^{2z-\theta} f(r)}{E^2}} \partial_r \\ e_1 &= \frac{E}{r^{2z-\theta} f(r)} \sqrt{1 - \frac{r^{2z-\theta} f(r)}{E^2}} \partial_t - E r^{1-z+\theta} \partial_r \\ e_i &= \frac{1}{r^{1-\theta/2}} \partial_i. \end{aligned} \quad (\text{B2})$$

Using these basis, we can have the Riemann curvature tensor in this orthonormal frame:

$$R_{abcd} = R_{\mu\nu\rho\sigma} (e_a)^\mu (e_b)^\nu (e_c)^\rho (e_d)^\sigma \quad (\text{B3})$$

The nonvanishing components of the Riemann curvature tensor at the horizon are given by

$$\begin{aligned} R_{0101} &= \frac{1}{2} r_{\text{H}}^{1+\theta} ((1+3z-\theta) f'(r_{\text{H}}) + r_{\text{H}} f''(r_{\text{H}})) \\ R_{0i0i} &= R_{1i1i} \\ &= \frac{1}{4} r_{\text{H}}^{-2z+2\theta} (\theta-2) (E^2 (2-2z+\theta) - r_{\text{H}}^{1+2z-\theta} f'(r_{\text{H}})) \\ R_{0i1i} &= \frac{1}{4} E^2 r_{\text{H}}^{-2z+2\theta} (\theta-2) (2-2z+\theta) \end{aligned} \quad (\text{B4})$$

Hence, the tidal forces at the horizon are always regular.

-
- [1] J. Crossno, J. K. Shi, K. Wang, X. Liu, A. Harzheim, A. Lucas, S. Sachdev, P. Kim, T. Taniguchi, K. Watanabe, T. A. Ohki, and K. C. Fong, Observation of the Dirac fluid and the breakdown of the Wiedemann-Franz law in graphene, *Science* **351**, 1058 (2016), arXiv:1509.04713 [cond-mat.mes-hall].
- [2] A. Lucas, J. Crossno, K. C. Fong, P. Kim, and S. Sachdev, Transport in inhomogeneous quantum critical fluids and in the Dirac fluid in graphene, *Phys. Rev. B* **93**, 075426 (2016), arXiv:1510.01738 [cond-mat.str-el].
- [3] M. Liu, J. Zhang, C.-Z. Chang, Z. Zhang, X. Feng, K. Li, K. He, L.-l. Wang, X. Chen, X. Dai, *et al.*, Crossover between weak antilocalization and weak localization in a magnetically doped topological insulator, *Phys. Rev. Lett.* **108**, 036805 (2012).
- [4] D. Zhang *et al.*, Interplay between ferromagnetism, surface states, and quantum corrections in a magnetically doped topological insulator, *Physical Review B* **86**, 205127 (2012).
- [5] L. Bao, W. Wang, N. Meyer, Y. Liu, C. Zhang, K. Wang, P. Ai, and F. Xiu, Quantum corrections crossover and ferromagnetism in magnetic topological insulators, *Scientific reports* **3** (2013).
- [6] Y. Seo, G. Song, P. Kim, S. Sachdev, and S.-J. Sin, Holography of the Dirac Fluid in Graphene with two currents, *Phys. Rev. Lett.* **118**, 036601 (2017), arXiv:1609.03582.
- [7] Y. Seo, G. Song, and S.-J. Sin, Strong Correlation Effects on Surfaces of Topological Insulators via Holography, *Phys. Rev. B* **96**, 041104 (2017), arXiv:1703.07361 [hep-th].
- [8] Y. Seo, G. Song, C. Park, and S.-J. Sin, Small Fermi Surfaces and Strong Correlation Effects in Dirac Materials with Holography, *JHEP* **10**, 204, arXiv:1708.02257 [hep-th].
- [9] Y. Cao, V. Fatemi, S. Fang, K. Watanabe, T. Taniguchi, E. Kaxiras, and P. Jarillo-Herrero, Unconventional superconductivity in magic-angle graphene superlattices, *Nature* **556**, 43 (2018).
- [10] Y. Cao, V. Fatemi, A. Demir, S. Fang, S. L. Tomarken, J. Y. Luo, J. D. Sanchez-Yamagishi, K. Watanabe, T. Taniguchi, E. Kaxiras, *et al.*, Correlated insulator behaviour at half-filling in magic-angle graphene superlattices, *Nature* **556**, 80 (2018).
- [11] M. Rogatko and K. I. Wysokinski, Two interacting current model of holographic dirac fluid in graphene, *Physical Review D* **97**, 10.1103/physrevd.97.024053 (2018).
- [12] M. A. Metlitski and S. Sachdev, Quantum phase transitions of metals in two spatial dimensions. i. ising-nematic order, *Phys. Rev. B* **82**, 075127 (2010).
- [13] S.-S. Lee, Stability of the u(1) spin liquid with a spinon fermi surface in 2+1 dimensions, *Phys. Rev. B* **78**, 085129 (2008).
- [14] M. S. Foster and I. L. Aleiner, Slow imbalance relaxation and thermoelectric transport in graphene, *Physical Review B* **79**, 085415 (2009), arXiv:0810.4342 [cond-mat.mes-hall].
- [15] X.-H. Ge, Y. Seo, S.-J. Sin, and G. Song, New black holes with hyperscaling violation for the transports of quantum critical points with magnetic impurity, *JHEP* **06** (06), 128, arXiv:1912.12603 [hep-th].
- [16] Y. Lei and S. F. Ross, Extending the non-singular hyperscaling violating spacetimes, *Classical and Quantum Gravity* **31**, 035007 (2013).

- [17] A. Donos and J. P. Gauntlett, Thermoelectric DC conductivities from black hole horizons, *JHEP* **1411**, 081, arXiv:1406.4742 [hep-th].
- [18] M. Blake and A. Donos, Quantum Critical Transport and the Hall Angle, *Phys. Rev. Lett.* **114**, 021601 (2015), arXiv:1406.1659 [hep-th].
- [19] F. Ghahari, H.-Y. Xie, T. Taniguchi, K. Watanabe, M. S. Foster, and P. Kim, Enhanced thermoelectric power in graphene: Violation of the mott relation by inelastic scattering, *Phys. Rev. Lett.* **116**, 136802 (2016).
- [20] S. Bhattacharyya, V. E. Hubeny, S. Minwalla, and M. Rangamani, Nonlinear Fluid Dynamics from Gravity, *JHEP* **02**, 045, arXiv:0712.2456 [hep-th].