

Inflation near a metastable de Sitter vacuum from moduli stabilisation

Ignatios Antoniadis^{1a,b}, Osmin Lacombe^{2a}, George K. Leontaris^{3c}

^a *Laboratoire de Physique Théorique et Hautes Energies - LPTHE, Sorbonne Université, CNRS, 4 Place Jussieu, 75005 Paris, France*

^b *Albert Einstein Center, Institute for Theoretical Physics, University of Bern, Sidlerstrasse 5, CH-3012 Bern, Switzerland*

^c *Physics Department, University of Ioannina, 45110, Ioannina, Greece*

Abstract

We study the cosmological properties of a metastable de Sitter vacuum obtained recently in the framework of type IIB flux compactifications in the presence of three D7-brane stacks, based on perturbative quantum corrections at both world-sheet and string loop level that are dominant at large volume and weak coupling. In the simplest case, the model has one effective parameter controlling the shape of the potential of the inflaton which is identified with the volume modulus. The model provides a phenomenological successful small-field inflation for a value of the parameter that makes the minimum very shallow and near the maximum. The horizon exit is close to the inflection point while most of the required e-folds of the Universe expansion are generated near the minimum, with a prediction for the ratio of tensor-to-scalar primordial fluctuations $r \simeq 4 \times 10^{-4}$. Despite its shallowness, the minimum turns out to be practically stable. We show that it can decay only through the Hawking-Moss instanton leading to an extremely long decay rate. Obviously, in order to end inflation and obtain a realistic model, new low-energy physics is needed around the minimum, at intermediate energy scales of order 10^{12} GeV. An attractive possibility is by introducing a “waterfall” field within the framework of hybrid inflation.

¹e-mail: antoniad@lpthe.jussieu.fr

²e-mail: osmin@lpthe.jussieu.fr

³e-mail: leonta@uoi.gr

Contents

1	Introduction	2
2	Scalar potential from D7-branes moduli stabilisation	4
2.1	Type IIB model of intersecting D7-branes and moduli stabilisation	4
2.2	Local de Sitter minimum	5
3	Inflation possibilities from the model	8
3.1	Generalities about inflation	8
3.2	Hilltop inflation	10
3.3	Inflation around the minimum from the inflection point	11
3.4	Physical observables and theoretical parameters	14
4	New physics around the minimum	16
4.1	Stability of the minimum	16
4.2	End of inflation: new physics around the minimum	20
5	Conclusion	22

1 Introduction

Inflation has been the most prevalent scenario for solving the horizon and flatness problems [1, 2]. It is usually realised using a scalar field coupled to gravity, which rolls down towards a (local) minimum of the potential (which is not necessarily the true minimum). In the ensuing years several elaborated versions appeared, where more than one fields are included to drive inflation. For example, in the case of the hybrid scenario [3] inflation ends when a second ‘waterfall’ scalar field takes over and rolls rapidly down to the slope towards the true minimum that should describe our observable Universe. In many effective theories with ultraviolet (UV) completion this is a common way to implement the inflationary scenario, as the scalar potential of the theory involves several scalar fields defining trajectories with metastable minima before a true minimum has entailed.

In a wide class of string theory constructions, the inflaton field is materialised by some modulus, since there are always plenty of them in generic compactifications, parametrisin in particular the internal manifold. However, an important step for a successful implementation of the inflationary scenario in string theory is the existence of a (metastable) de Sitter vacuum of the corresponding effective field theory [4, 5]. Furthermore, in the broader picture the viability of such a construction is intimately related to the important issue of moduli stabilisation, providing positive square-masses for all the associated scalar fields.

In the present work, we investigate the issue of cosmological inflation in a class of effective models emerging in the framework of type-IIB string theory and its extended geometric picture, namely the F-theory. Within this context, in Ref [6, 7] it was shown that when the internal geometry is equipped with an appropriate configuration of intersecting D7-branes and orbifold O7-planes, string loop effects induce logarithmic corrections due to closed strings propagating effectively along the two-dimensional space [8] transverse to each D7-brane towards points of localised gravity [9]. Working in the large volume limit, it has been demonstrated how the associated Kähler moduli can be stabilised and an uplift of the vacuum energy can be ensured by D-terms related to anomalous $U(1)$ symmetries on the D7-branes world-volume [10].

A first attempt to implement inflation in this framework using the volume modulus as inflaton was done in [11], in the presence of a new Fayet-Iliopoulos term written recently in supergravity [12, 13] which provides an extra uplift of the vacuum energy and allows a tuning of its value at the minimum. The origin of such a term is however unclear in string theory making questionable the applicability of the stabilisation mechanism to inflation. In the present work, instead, we follow an alternative path, focusing only on the minimal amount of ingredients which were already used to ensure moduli stabilisation at a metastable de Sitter vacuum. Our first goal is to investigate the possibility of realistic inflation without imposing the present tiny value of the vacuum energy at the minimum of the scalar potential. We will then address this issue together with the question of ending inflation by introducing a ‘‘waterfall’’ field in the context of hybrid inflation.

We recall first briefly the main ingredients of the stabilisation mechanism. All complex structure moduli and the axion-dilaton field are fixed in a supersymmetric way (imposing vanishing F-terms) on the fluxed induced superpotential [14, 15]. We end up in general with a constant superpotential but vanishing scalar potential for the Kähler moduli due to the no-scale structure of their kinetic terms at the leading order [16–18]. Radiative corrections though break the no-scale structure and bring a logarithmic dependence on the co-dimension two volumes transverse to the D7-branes world-volumes [6, 7]. Moreover, D-term contributions from anomalous $U(1)$ factors associated with the intersecting D7-branes provide an uplift mechanism [10] so that a de Sitter (dS) vacuum is naturally

achieved.

In the simplest case, the scalar potential of the effective four dimensional theory can be expressed in terms of the volume modulus and two other (orthogonal combinations) Kähler moduli fields. It turns out that essentially only one free parameter, dubbed x in the following, controls the shape of the potential and in particular delimits its two extrema (minimum and maximum). More precisely, the requirement of a dS minimum confines x in a very small region where the potential stays almost flat, and the two extrema of the potential are very close to each other. In effect, x regulates the measurable parameters related to inflation.

In this restrictive context, we start our investigations by examining in some detail possible implementations of various existing inflationary scenarios including slow roll and in particular the hilltop inflation. Varying x , we adjust the value of the slow-roll parameter η so that inflation starts near the maximum with the correct value of the spectral index. However in this case the slow-roll parameters remain small all the way to the minimum and inflation doesn't stop, producing much more than the required 60 e-folds. Alternatively, imposing the correct number of e-folds, the resulting spectral index does not reproduce the observable value. Thus, the hilltop possibility is ruled out.

We then proceed with a novel proposal where the horizon exit occurs near the inflection point of the potential where the η parameter vanishes and inflation takes place essentially near the minimum where the required number of e-folds are produced. This is a reasonable and completely justifiable assumption at the other end, however, in close analogy with the concept of hilltop inflation. Indeed, both are characterised with the property that the slow-roll parameter ϵ is negligible at both extrema and consequently, a short interval of the inflaton trajectory is enough to accumulate the required number of e-folds. Remarkably, we find that an inflationary phase is feasible near the minimum and the desired number of e-folds can readily be achieved. It also predicts a ratio of tensor-to-scalar primordial fluctuations $r \simeq 4 \times 10^{-4}$. Moreover, because of the proximity of the two extrema of the potential, the inflaton is restricted to a short range of values ensuring small field inflation, compatible with the validity of the effective field theory.

On the other hand, since the minimum is generated from quantum corrections, it is metastable and is expected to decay to the true minimum in the runaway direction of large volume. We then perform an estimate of its lifetime due to either tunnelling by the Coleman-de Lucia instanton [19, 20], or passing over the barrier by the Hawking-Moss instanton [21]. Our analysis shows that in the x -region where inflation is viable the false vacuum decay is due to the latter, leading to an extremely long lifetime.

The paper is organised as follows. In Section 2, we present a short review of the framework and the main features of the mechanism of moduli stabilisation (subsection 2.1), as well as of the minimisation of the potential that depends on one effective parameter. In Section 3, we start with the basic equations for inflationary solutions (subsection 3.1) and perform the analysis for hilltop inflation (subsection 3.2) and inflation around the minimum from the inflection point (subsection 3.3). We then work out the observable quantities and compare the parameters of the model with those of the underlying string theory (subsection 3.4). In Section 4, we compute the vacuum decay (subsection 4.1) and discuss the issue of ending inflation in the context of the hybrid proposal by introducing a “waterfall” field (subsection 4.2). We conclude in Section 5 with a summary of the main results.

2 Scalar potential from D7-branes moduli stabilisation

2.1 Type IIB model of intersecting D7-branes and moduli stabilisation

In this paper we consider the model developed in [6] within the type IIB string framework where complex structure moduli and the dilaton are stabilised in the standard supersymmetric way by turning on 3-form fluxes. This model takes into account the quantum corrections of a three intersecting D7-branes configuration [7]. These corrections break the no-scale structure of the effective theory and give a non-zero contribution to the F-part of the supergravity scalar potential. If one also considers the $U(1)$ anomalous symmetries of the D7-branes, Fayet-Iliopoulos D-terms must be introduced in the scalar potential [10]. The latter can be used to uplift the scalar potential to a de Sitter minimum with all Kähler moduli stabilised. Denoting by τ_i for $i = 1, 2, 3$ the imaginary parts of the D7-branes world-volume Kähler moduli, the Kähler potential of the model is [6]⁴

$$\mathcal{K} = -\frac{2}{\kappa^2} \ln \left((\tau_1 \tau_2 \tau_3)^{\frac{1}{2}} + \xi + \sum_{i=1}^3 \gamma_i \ln(\tau_i) \right), \quad (1)$$

where $\kappa = \sqrt{8\pi G}$ is the inverse of the reduced Planck mass (we work with $c = \hbar = 1$) and the compactification volume \mathcal{V} is expressed (in Planck units) as

$$\mathcal{V} = (\tau_1 \tau_2 \tau_3)^{\frac{1}{2}}. \quad (2)$$

The ξ term stands for α'^3 corrections [18] and is proportional to the Euler number χ_{CY} of the Calabi-Yau manifold

$$\xi = -\frac{\zeta(3)}{4} \chi_{CY}. \quad (3)$$

In the large volume limit, it induces four-dimensional kinetic terms [9]. In the case of orbifolds, it is generated at one string loop order and reads: $\xi_{orb} = -\pi^2 \chi_{orb} g_s^2 / 12$, where g_s is the string coupling and χ_{orb} counts the difference between the numbers of closed string $\mathcal{N} = 2$ hyper and vector multiplets, $\chi_{orb} = 4(n_H - n_V)$. The γ_i are model dependant parameters for the logarithmic quantum corrections associated with the 7-branes [7]. They are induced from massless closed strings emitted from the localised vertices towards the 7-brane sources, thus propagating in two dimensions. Taking identical γ_i for simplicity, they are given by⁵

$$\gamma_1 = \gamma_2 = \gamma_3 \equiv \gamma = -\frac{1}{2} g_s T_0 \xi, \quad (4)$$

where T_0/g_s is the effective 7-brane tension. Note the minus sign in the last equality of (4).

One can extract the F-part of the scalar potential from (1). It depends only on the volume \mathcal{V} and after defining $\mu = e^{\frac{\xi}{2\gamma}}$, its exact expression is

$$V_F = \frac{3\gamma \mathcal{V}_0^2}{\kappa^4} \frac{2(\gamma + 2\mathcal{V}) + (4\gamma - \mathcal{V}) \ln(\mu \mathcal{V})}{(\mathcal{V} + 2\gamma \ln(\mu \mathcal{V}))^2 (6\gamma^2 + \mathcal{V}^2 + 8\gamma \mathcal{V} + \gamma(4\gamma - \mathcal{V}) \ln(\mu \mathcal{V}))}, \quad (5)$$

⁴For simplicity, we drop off the real parts which are absorbed by the anomalous $U(1)$'s to become massive, and play no role in the minimisation procedure.

⁵Here we assumed that the total Euler number is concentrated at the same point in the large volume limit; in general ξ in (4) is part of ξ in (3).

where \mathcal{W}_0 is the constant superpotential contribution left over from the 3-form fluxes upon the complex structure moduli stabilisation. In the large volume limit, V_F takes the much simpler form

$$V_F = \frac{3\mathcal{W}_0^2}{2\kappa^4\mathcal{V}^3} (2\gamma(\ln \mathcal{V} - 4) + \xi) + \dots \quad (6)$$

The D-part of the scalar potential coming from the D7-branes can also be expressed very simply in the large world-volume limit

$$V_D = \frac{d_1}{\kappa^4\tau_1^3} + \frac{d_2}{\kappa^4\tau_2^3} + \frac{d_3}{\kappa^4\tau_3^3} + \dots \quad (7)$$

where the d_i for $i = 1, 2, 3$ are model dependent constants related to the $U(1)$ anomalies. Contrary to the F-part, this D-part depends on the three τ_i fields. Instead of these Kähler moduli we will rather work with the canonically normalised fields

$$t_i = \frac{1}{\sqrt{2}} \ln(\tau_i), \quad (8)$$

from which we obtain the following base, after isolating the volume from the two other perpendicular directions

$$\phi = \frac{1}{\sqrt{3}}(t_1 + t_2 + t_3) = \frac{\sqrt{6}}{3} \ln(\mathcal{V}), \quad (9)$$

$$u = \frac{1}{\sqrt{2}}(t_1 - t_2), \quad (10)$$

$$v = \frac{1}{\sqrt{6}}(t_1 + t_2 - 2t_3). \quad (11)$$

In terms of these fields, the D-part of the potential (7) reads

$$V_D = \frac{e^{-\sqrt{6}\phi}}{\kappa^4} \left(d_1 e^{-\sqrt{3}v-3u} + d_2 e^{-\sqrt{3}v+3u} + d_3 e^{2\sqrt{3}v} \right) + \dots \quad (12)$$

so that the total scalar potential is

$$V_F + V_D = \frac{3\mathcal{W}_0^2}{2\kappa^4} e^{-3\sqrt{\frac{3}{2}}\phi} \left(\gamma(\sqrt{6}\phi - 4) + \xi \right) + \frac{e^{-\sqrt{6}\phi}}{\kappa^4} \left(d_1 e^{-\sqrt{3}v-3u} + d_2 e^{-\sqrt{3}v+3u} + d_3 e^{2\sqrt{3}v} \right) + \dots \quad (13)$$

2.2 Local de Sitter minimum

We study now the minimum of the scalar potential (13). The field ϕ will be associated with the inflaton and its evolution will determine the inflation era. We must then stabilise the two other canonically normalised fields u, v at their values u_0 and v_0 dictated by the minimisation of V_D in (7). Their values at the minimum read

$$u_0 = \frac{1}{6} \ln \left(\frac{d_1}{d_2} \right), \quad v_0 = \frac{1}{6\sqrt{3}} \ln \left(\frac{d_1 d_2}{d_3^2} \right), \quad (14)$$

for which the potential V_D becomes

$$V_D(\phi, u_0, v_0) = \frac{3(d_1 d_2 d_3)^{\frac{1}{3}}}{\kappa^4 \mathcal{V}^2} = \frac{d}{\kappa^4 \mathcal{V}^2} = \frac{d}{\kappa^4} e^{-\sqrt{6}\phi}, \quad (15)$$

with $d \equiv 3(d_1 d_2 d_3)^{\frac{1}{3}}$. Hence after stabilisation of the two transverse moduli, the total scalar potential reduces in the large volume limit to

$$V(\mathcal{V}) = V_F + V_D \simeq \frac{3\mathcal{W}_0^2}{2\kappa^4 \mathcal{V}^3} (2\gamma(\ln \mathcal{V} - 4) + \xi) + \frac{d}{\kappa^4 \mathcal{V}^2} \equiv \frac{C}{\kappa^4} \left(-\frac{\ln \mathcal{V} - 4 + q}{\mathcal{V}^3} - \frac{3\sigma}{2\mathcal{V}^2} \right), \quad (16)$$

where we defined

$$q \equiv \frac{\xi}{2\gamma}, \quad \sigma \equiv \frac{2d}{9\mathcal{W}_0^2 \gamma}, \quad C \equiv -3\mathcal{W}_0^2 \gamma > 0. \quad (17)$$

The last inequality is obtained for $\gamma < 0$, which is a condition for a dS vacuum to exist at large volume. The parameter q essentially shifts the local extrema towards large volumes. It is essential in the string context but does not play a role for inflation. Thus, for simplicity, we will take it zero in the numerical study of section 3, before coming back to its significance in section 3.4. C is an overall constant which plays no role in the minimisation but will be related to the observed spectral amplitude, when the model is considered as a candidate for an inflationary scenario. Thus, σ is the only effective parameter of the model.

In section 3 we will study the inflationary possibilities from the above model. The inflaton will be identified with the canonically normalised ϕ/κ , thus we express here the potential (16) in terms of the (dimensionless) inflaton ϕ

$$V(\phi) \simeq -\frac{C}{\kappa^4} e^{-3\sqrt{\frac{3}{2}}\phi} \left(\sqrt{\frac{3}{2}}\phi - 4 + q + \frac{3}{2}\sigma e^{\sqrt{\frac{3}{2}}\phi} \right). \quad (18)$$

We emphasize again that ϕ is dimensionless. In order to minimise and study the slow-roll parameters we compute the first two derivatives of V . From (18) we get

$$V'(\phi) = 3\sqrt{\frac{3}{2}} \frac{C}{\kappa^4} e^{-3\sqrt{\frac{3}{2}}\phi} \left(\sqrt{\frac{3}{2}}\phi + q - \frac{13}{3} + \sigma e^{\sqrt{\frac{3}{2}}\phi} \right), \quad (19)$$

$$V''(\phi) = -\frac{27}{2} \frac{C}{\kappa^4} e^{-3\sqrt{\frac{3}{2}}\phi} \left(\sqrt{\frac{3}{2}}\phi + q - \frac{14}{3} + \frac{2}{3}\sigma e^{\sqrt{\frac{3}{2}}\phi} \right). \quad (20)$$

Solving $V'(\phi) = 0$ leads to the two solutions

$$\phi_- = -\sqrt{\frac{2}{3}} \left(q - \frac{13}{3} + W_0(-e^{-x-1}) \right), \quad (21)$$

$$\phi_+ = -\sqrt{\frac{2}{3}} \left(q - \frac{13}{3} + W_{-1}(-e^{-x-1}) \right), \quad (22)$$

with ϕ_- the local minimum and ϕ_+ the local maximum, with $\phi_- < \phi_+$. $W_{0/-1}$ are the two branches of the Lambert function (or product logarithm) and x is defined through the relation

$$x \equiv q - \frac{16}{3} - \ln(-\sigma) \quad \leftrightarrow \quad \sigma = -e^{q - \frac{16}{3} - x}. \quad (23)$$

As mentioned above, it is clear from (21) and (22) that when x is kept constant, varying q shifts the local extrema. The critical value $x_c \simeq 0.072132$ gives a Minkowski minimum, *i.e.* with $V(\phi_-) = 0$. The region $0 < x < x_c$ gives a de Sitter (dS) minimum and $x > x_c$ gives an anti-de Sitter (AdS) one. The region $x < 0$ corresponds to the case where the two branches of the Lambert function join and the potential loses its local extrema. The shape of the potential in the three regimes is shown in Figure 1.

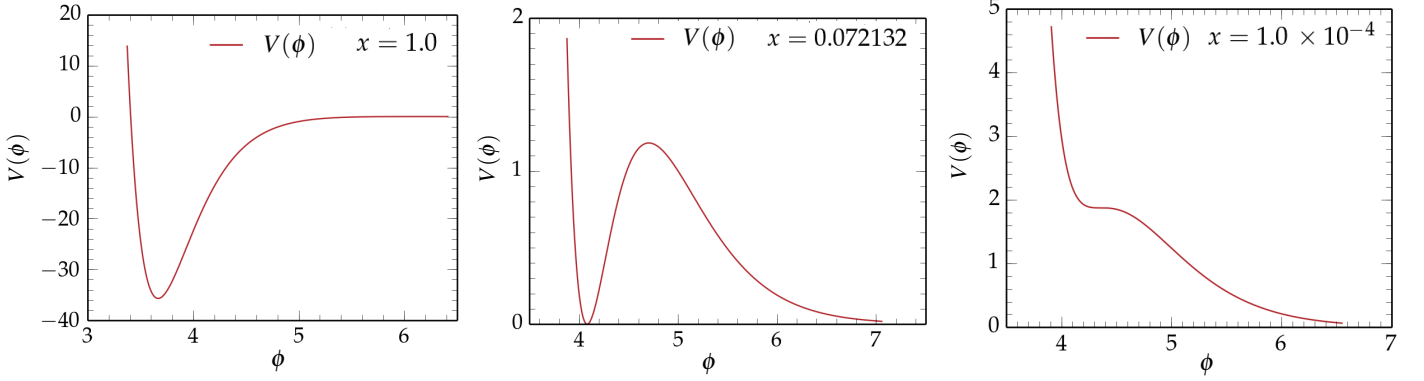


Figure 1: Scalar potential $V(\phi)$ for different values of x giving an AdS, Minkowski or dS vacuum.

The values of the potential and its derivatives at the extrema can be derived from (21) and (22):

$$V(\phi_{-/ +}) = -\frac{C}{6\kappa^4} e^{-13+3q+3W_{0/-1}(-e^{-x-1})} (2 + 3W_{0/-1}(-e^{-x-1})), \quad (24)$$

$$V'(\phi_{-/ +}) = 0, \quad (25)$$

$$V''(\phi_{-/ +}) = \frac{9C}{2\kappa^4} e^{-13+3q+3W_{0/-1}(-e^{-x-1})} (1 + W_{0/-1}(-e^{-x-1})). \quad (26)$$

Firstly, from (24) we see that only the parameter x determines the ratio between the values of the potential at the extrema. Indeed we get

$$\frac{V(\phi_+)}{V(\phi_-)} = \frac{(W_0(-e^{-x-1}))^3 (2 + 3W_{-1}(-e^{-x-1}))}{(W_{-1}(-e^{-x-1}))^3 (2 + 3W_0(-e^{-x-1}))}. \quad (27)$$

This ratio is plotted in the left panel of Figure 2. Secondly, we see that at the two extrema, the slow-roll parameter $\eta_V = \frac{V''}{V}$ also depends on x only. It reads

$$\eta(\phi_{-/ +}) = \frac{V''(\phi_{-/ +})}{V(\phi_{-/ +})} = -9 \frac{1 + W_{0/-1}(-e^{-x-1})}{\frac{2}{3} + W_{0/-1}(-e^{-x-1})}. \quad (28)$$

Again, from (28) and (27) we see that x is the only important parameter of the model for the shape of the potential. From Figure 2 we see that as soon as $x \lesssim 0.05$ there is no scale separation anymore between the values of the potential at the two local extrema.

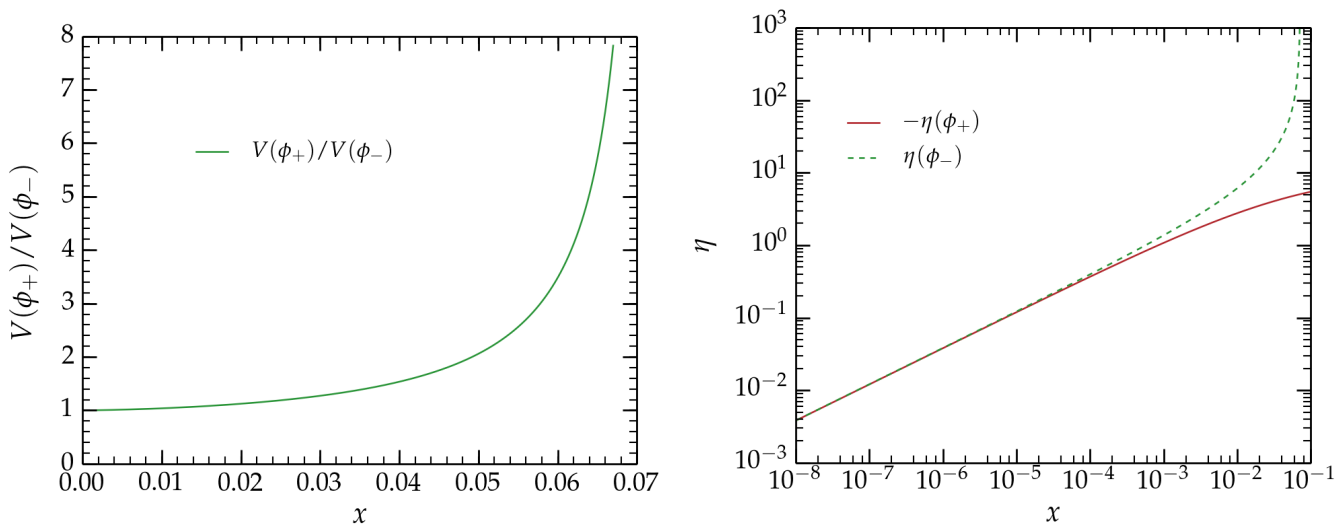


Figure 2: Ratio of the values of the scalar potential V at the two extrema (*left panel*) and value of the slow-roll parameter η_V at the two extrema (*right panel*), as functions of the parameter x .

3 Inflation possibilities from the model

3.1 Generalities about inflation

Inflation is characterized by an accelerated expansion of the Universe. In the standard Friedmann-Lemaître-Robertson-Walker (FLRW) metric parametrized by a scale factor a , an inflationary phase occurs when $\ddot{a} > 0$. The dots denote derivatives with respect to the FLRW time t . We define the Hubble parameter

$$H(t) = \frac{\dot{a}}{a}, \quad (29)$$

and recall the Friedmann equations for an expanding Universe filled with a single scalar field

$$3H^2 = \frac{1}{2}\dot{\phi}^2 + \kappa^2 V(\phi), \quad (30)$$

$$2\dot{H} = -\dot{\phi}^2, \quad (31)$$

as well as the Klein-Gordon equation for the scalar field in FLRW background

$$\ddot{\phi} + 3H\dot{\phi} + \kappa^2 V'(\phi) = 0. \quad (32)$$

We recall that our ϕ is dimensionless. Following the Hamilton-Jacobi method [22], we make a change of variable to take the inflaton ϕ as the time variable. This change of variable is given by rewriting $\dot{H} = \frac{dH}{d\phi}\dot{\phi}$ in equation (31), leading to

$$\frac{dH}{d\phi} = H'(\phi) = -\frac{1}{2}\dot{\phi}. \quad (33)$$

Using (30) and expressing $\dot{\phi}$ as a function of H and V , we obtain

$$H'(\phi) = \mp \frac{1}{\sqrt{2}} \sqrt{3H^2(\phi) - \kappa^2 V(\phi)}. \quad (34)$$

We also use the exact slow-roll parameters defined as [2]

$$\eta(\phi) = 2 \frac{H''(\phi)}{H(\phi)}, \quad \varepsilon(\phi) = -\frac{\dot{H}}{H^2} = 2 \left(\frac{H'(\phi)}{H(\phi)} \right)^2. \quad (35)$$

From the first expression of ε in (35), we obtain

$$\frac{\ddot{a}}{aH^2} = 1 - \varepsilon, \quad (36)$$

so that $\varepsilon < 1$ is the natural criterion characterising inflation. The parameters defined in (35) are different from their slow-roll approximations expressed in terms of the potential only

$$\eta_V(\phi) = \frac{V''(\phi)}{V(\phi)}, \quad \varepsilon_V(\phi) = \frac{1}{2} \left(\frac{V'(\phi)}{V(\phi)} \right)^2, \quad (37)$$

with slow-roll limit $\varepsilon \xrightarrow{\varepsilon \ll 1} \varepsilon_V$, $\eta \xrightarrow{\eta \ll 1} \eta_V - \varepsilon_V$.

When these two slow-roll parameters are small, $\dot{\phi}$ can be neglected in (30) (and $\ddot{\phi}$ in (32)) and we get the following Hubble constant slow-roll solution

$$H_{sr}(\phi) = \kappa \sqrt{\frac{V(\phi)}{3}}. \quad (38)$$

In general (slow-roll or not), the number of e-folds N before the end of inflation is defined by

$$N = \ln \left(\frac{a_{end}}{a} \right) = \int_t^{t_{end}} H dt = \int_{\phi}^{\phi_{end}} H \frac{d\phi}{\dot{\phi}} = -\frac{1}{2} \int_{\phi}^{\phi_{end}} \frac{H}{H'} d\phi = \frac{1}{\sqrt{2}} \int_{\phi_{end}}^{\phi} \frac{d\phi}{\sqrt{\varepsilon}}. \quad (39)$$

From equation (39) we observe that in order to obtain the correct amount of e-folds near the minimum, *i.e.* when $V' = 0$, we would rather use definition (35) of ε rather than ε_V of (37). Nevertheless, in our study, the definition (37) of η_V is sufficient and is the one we will use (dropping the subscript V). Indeed, we only use this slow-roll parameter to determine when the modes exit the horizon. As we will see in the next sections, at this point $\varepsilon_* \ll \eta_* \ll 1$ and thus, according to (37), the slow-roll expression η_V gives the correct estimate.

We recall now that any model of inflation is constrained by the observed inhomogeneities in the energy density power spectrum, related to the temperature anisotropies of the cosmological microwave background (CMB) radiation, or to the number density of galaxy clusters. The three observational constraints are the following:

1. In order to solve the horizon problem, inflation must last for at least 60 e-folds after horizon exit of the interesting modes.⁶ Hence we must obtain

$$N_* = \int_{\phi_{end}}^{\phi_*} \frac{d\phi}{\sqrt{\varepsilon}} \gtrsim 60. \quad (40)$$

The star in N_* or ϕ_* denotes the values of variables taken at horizon exit.

⁶This is true for high inflation scale. For lower energies the required number of e-folds decreases up to about 50 for TeV scale inflation.

2. The observed spectral index n_S measuring the deviation from a scale-invariant power spectrum, is related to the slow-roll parameters at horizon exit by

$$n_S - 1 = 2\eta_* - 6\epsilon_* \simeq -0.04. \quad (41)$$

3. The spectral amplitude \mathcal{A}_S induced by observations is

$$\mathcal{A}_S = \frac{\kappa^4 V_*}{24\pi^2 \epsilon_*} \simeq 2.2 \times 10^{-9}. \quad (42)$$

3.2 Hilltop inflation

The hilltop inflation scenario [1, 23] emerged more than thirty years ago. The idea is the following: the inflaton starts rolling from a local maximum down to the minimum of the potential. In the vicinity of the local maximum, the slow-roll parameter ϵ is negligible while η is determined by the observed spectral index. The horizon exit occurs near the maximum, and the 60 remaining e-folds are obtained from there to a point before the minimum, where $\epsilon = 1$ and inflation stops. As $\epsilon \rightarrow 0$ at the maximum, one can generate an infinite number of e-folds. In reality, the number of e-folds is dictated by the initial condition. The closest to the maximum the inflaton starts rolling down, the largest the number of e-folds is.

The fact that the inflaton starts rolling from the maximum of the potential may be motivated if one considers that this maximum was related to a symmetry restoration point. At higher temperatures this point could have been a symmetric minimum of the potential, which became a maximum after spontaneous symmetry breaking occurring when temperature cooled down. Hence if the inflaton sits at a symmetric point at higher temperatures, it is natural to take initial conditions near the maximum.

In our model, according to (28) the values of the η slow-roll parameter at the maximum only depends on x . Solving (28) in order to have $\eta(\phi_+) \simeq -0.02$ we find $x \simeq 2.753 \times 10^{-7}$. This value can also be obtained graphically from the right panel of Figure 2.

In order to study the possibility of hilltop inflation we then take $x \simeq 2.753 \times 10^{-7}$, $q = 0$ and $C = 1.0 \times 10^8$ and solve (34) numerically.⁷ This allows to find the Hubble parameter solution all along the inflation trajectory. Due to the shape of the potential (containing exponentials and linear terms), we had to use very high precision data types. This was achieved through a C++ code using `cpp_dec_float` data types provided by the `multiprecision` package of the `boost` library.

Plots of all the interesting parameters are shown in Figure 3. The horizontal axes show the values of the inflaton ϕ . As the field starts from the maximum and goes towards the minimum, the arrow of time is from right to left (*i.e.* for decreasing ϕ).

We see from the bottom panel of Figure 3 that the slow-roll parameters ϵ and η stay small, hence the slow-roll regime holds all the way from the maximum down the minimum. Since $\epsilon \ll 1$, inflation continues until the minimum and there is no natural criterion marking the end of inflation. Of course, the value of the potential at the minimum being of order of the inflation scale, some new physics should be added to lower the potential near the actual cosmological constant. Nevertheless we see from Figure 3 that there is a huge number of e-folds all along the inflationary trajectory, *i.e.* between the would be horizon exit at $\eta_* = -0.02$ (near the maximum) and the minimum. Hence, this model cannot accommodate hilltop-inflation scenario because the constraints $N_* \gtrsim 60$ and $\eta_* = -0.02$ cannot be satisfied together by adjusting x , the only relevant parameter here.

⁷The C coefficient being an overall scaling, its value is not important in the numerical studies. Hence we choose it, such that the potential is of order 1. The true value of C is determined by the amplitude (42) in the end.

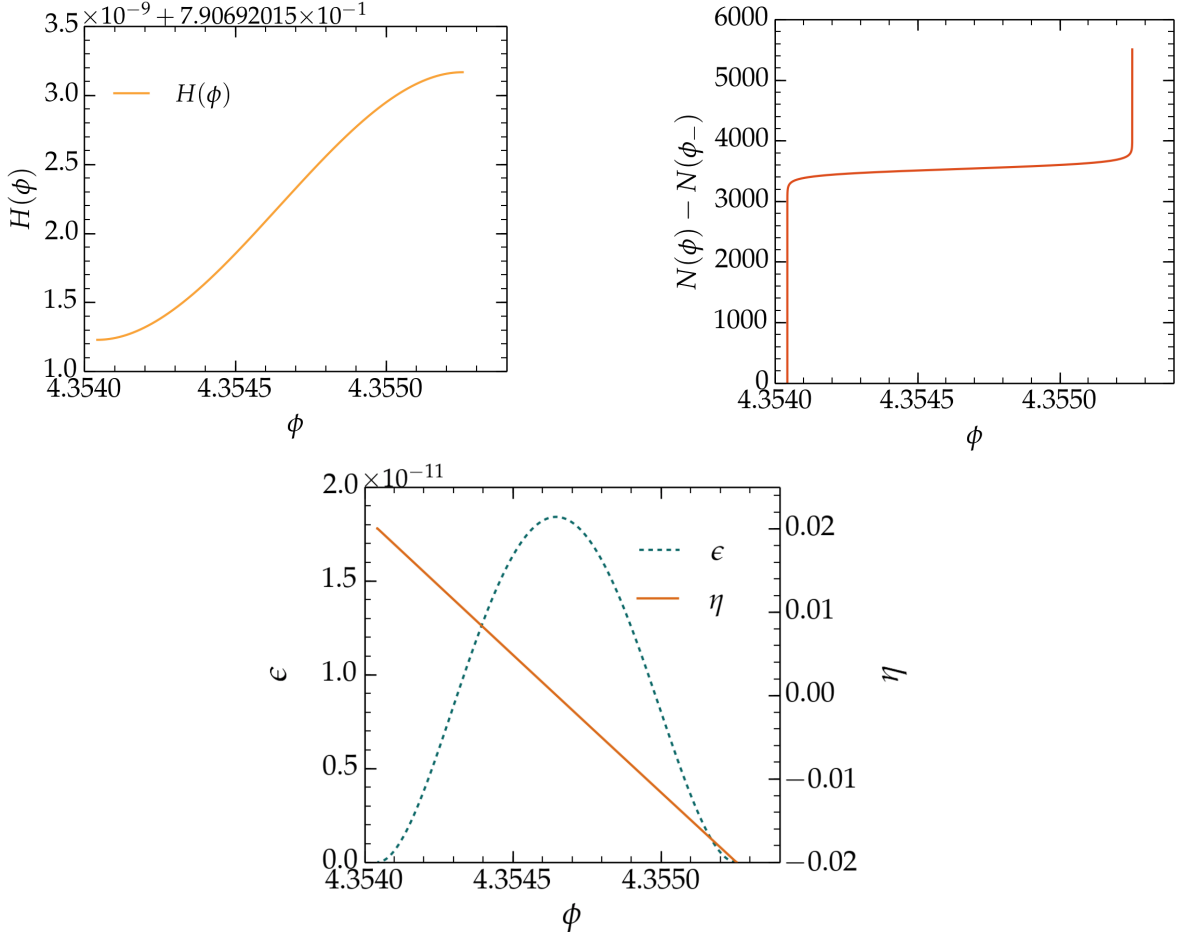


Figure 3: Hubble parameter $H(\phi)$ (top left), number of e-folds $N(\phi)$ (top right) and slow-roll parameters ϵ , η (bottom) for $q = 0$, $C = 1 \times 10^8$ and $x = 2.753 \times 10^{-7}$.

3.3 Inflation around the minimum from the inflection point

General idea. We now consider the case where the e-folds are obtained only near the minimum. This allows to alleviate the constraint $\eta(\phi_+) \simeq -0.02$. We start with initial conditions near the maximum with no initial speed. We come back to this point at the end of the section. The inflationary phase corresponds to the inflaton rolling down its potential. As it goes from the maximum to the minimum, the second derivative $V''(\phi)$ changes sign and if $\eta(\phi_+) < -0.02$, it will pass through the value $\eta(\phi_*) = -0.02$ before the inflection point. The x parameter of the model can then be chosen so that at least 60 e-folds are obtained from this point to the end of inflation. From the above argument we see that in order this scenario to correctly match the observational data, the initial position of the inflaton has to be higher than the inflection point, where η is negative, so that $\eta = -0.02$ is taken at the horizon exit.

As in the hilltop case of section 3.2, we solved the evolution equation (34) numerically starting near the maximum with vanishing inflaton initial speed. We got $N_* \simeq 60$ for $x \simeq 3.3 \cdot 10^{-4}$. In that case, $\phi_- = 4.334$ and $\phi_+ = 4.376$. The e-folds are computed from the horizon exit $\phi_* \simeq 4.354$ at which $\eta(\phi_*) = -0.02$, to the minimum ϕ_- . It should be observed that the corresponding inflaton field

displacement

$$\Delta\phi \simeq 0.02, \quad (43)$$

is much less than one in Planck units, corresponding to small field inflation, compatible with the validity of the effective field theory. We show the numerical solution in Figure 4. Again, the horizontal axes correspond to the inflaton ϕ . As the field starts from the maximum and goes towards the minimum, the arrow of time is from right to left (*i.e.* for decreasing ϕ .)

In Figure 4 we see that at the minimum neither ϵ nor η is bigger than one (η is however close to 1). It is easy to understand from the plot of the ϵ parameter and formula (39) that almost all e-folds are obtained near the minimum because ϵ is very tiny there. The vertical line shows the value of ϕ_* for which $\eta(\phi_*) = -0.02$. It is very close to the inflection point, hence the modes exit the horizon near (a bit before) the inflection point.

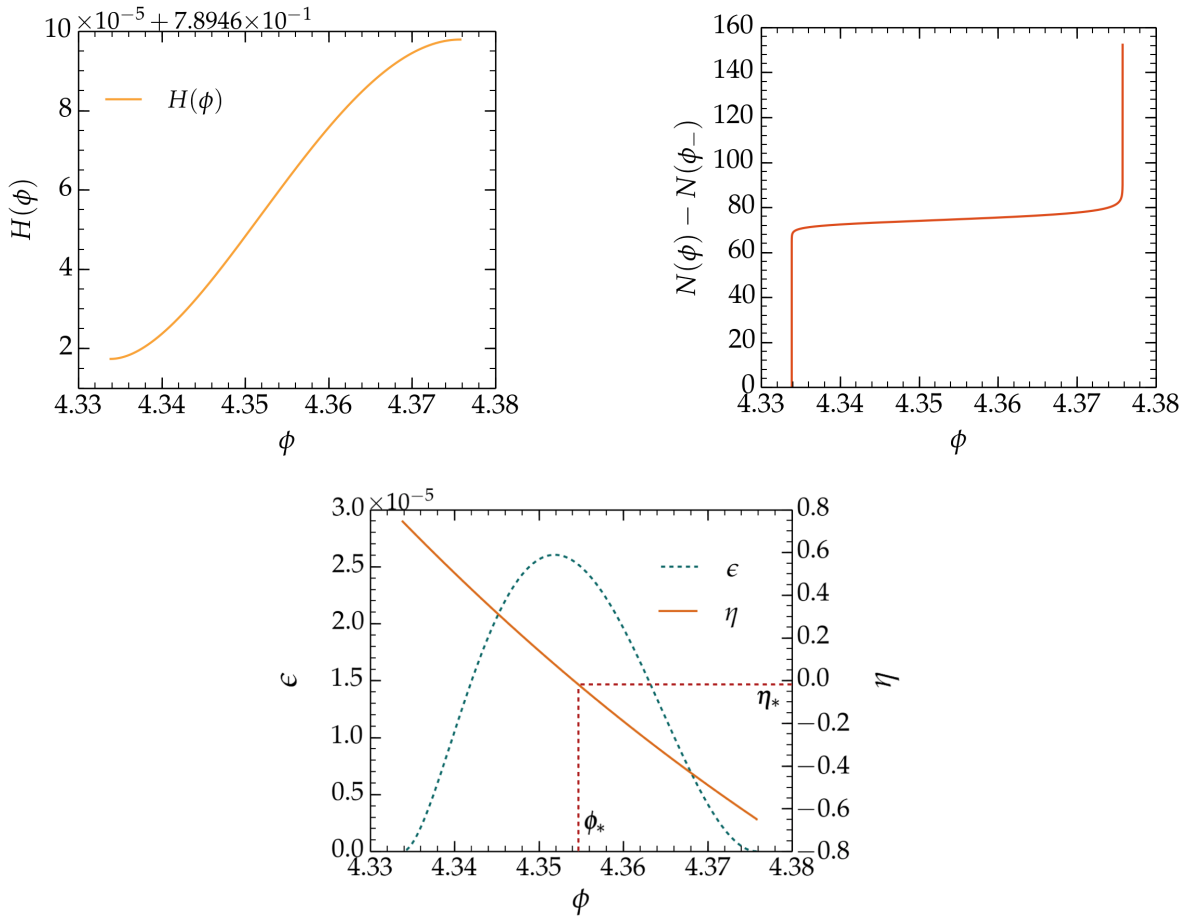


Figure 4: Hubble parameter $H(\phi)$ (*top left*), number of e-folds $N(\phi)$ (*top right*) and slow-roll parameters ϵ , η (*bottom*), for $q = 0$, $C = 1 \times 10^8$ and $x = 3.3 \times 10^{-4}$. The dashed horizontal line shows the value $\eta = -0.02$.

Study near the minimum. We wish to describe carefully what happens close to the minimum. Indeed, one has to check that the field goes on the other side of the minimum ($\phi < \phi_-$). We then

expect that the field stops at a value ϕ_{stop} and goes back towards the minimum, starting its oscillation phase, usually related to the reheating period and the inflaton decay [24–26]. Nevertheless, one usually assumes that the inflaton potential (almost) vanishes at the minimum. The inflaton decays into other particles and the cosmological constant stays then negligible in front of the radiation and matter densities for a sufficiently long period of time (assuming a solution to the cosmological constant problem).

In our model, for the parameter $x \simeq 3.3 \times 10^{-4}$ chosen here, there is no scale separation between the inflation scale H_* (at horizon exit) and the scale at the minimum, see Figure 2. Therefore the standard reheating scenario cannot occur, because the potential energy of the inflaton (or equivalently the cosmological constant) remains important at the minimum. Hence, if nothing is modified in the model the energy density of the created particles stays small compared to the cosmological constant. We come back to this discussion in section 4.2.

In the C++ program used to solve numerically (34), the field values are stored in `cpp_dec_float` types of variable, available in the `multiprecision` package of the `boost` library. These variables allow to store numbers of the form $a \times 10^n$ with a 100 digits precision on the coefficient a . When we reach the minimum, the field evolves very slowly and if $\phi_{stop} - \phi_-$ is small, so is $H(\phi_{stop}) - H(\phi_-)$ and the 100 digits precision is not enough to determine when the inflaton stops (*i.e.* when $\partial H / \partial \phi = 0$). In order to bypass this difficulty, we expand the Hubble parameter H around the slow-roll solution H_{sr} by defining a new variable δH through

$$H = H_{sr} + \delta H = \sqrt{\frac{V}{3}} + \delta H . \quad (44)$$

Replacing the first derivative of δH ,

$$\delta H' = H' - H'_{sr} = H' - \frac{1}{2\sqrt{3}} \frac{V'}{\sqrt{V}} , \quad (45)$$

in (34), one finds the new form of equation (34)

$$\delta H' = \pm \frac{1}{\sqrt{2}} \sqrt{6H_{sr}\delta H} - \frac{1}{2\sqrt{3}} \frac{V'}{\sqrt{V}} , \quad (46)$$

where we neglected the δH^2 term. The advantage of this new formulation is that now, even if δH is small compared to H_{sr} , their values are not stored using the same coefficient and we do not have to store precisely $H = H_{sr} + \delta H$. The numerical solution of the evolution equation (46) confirms that the inflaton indeed reaches $\phi_{stop} < \phi_-$, but stays very close. Due to the small values of the slow-roll parameters (see Figure 4) the inflaton is still in a slow-roll regime near the minimum and the oscillations are very slow. In fact we checked numerically that the number of e-folds during the first oscillations is greater than the one from ϕ_* to ϕ_- . As mentioned earlier, this is easily understandable considering the fact that due to the large value of $V_- = V(\phi_-)$ (same scale as the inflation scale) the kinetic energy of the inflaton is not big enough to produce particles which would change significantly the equation of state of the Universe. We come back to this point in section 4.2.

Initial conditions. In the above study we started with the inflaton near the maximum with vanishing speed. In fact, one can change these initial conditions without altering the conclusions of the study as long as the inflaton starts between the maximum and the inflection point with a relatively small speed. Indeed, the constraint that the inflaton starts higher than the inflection point comes from the fact that

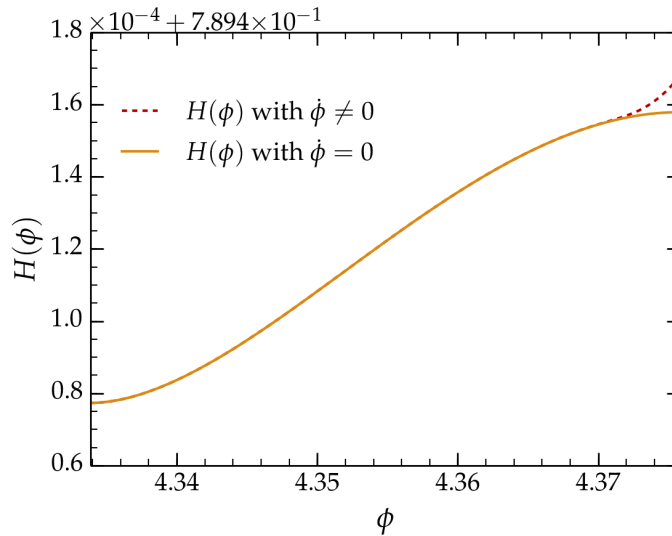


Figure 5: Hubble parameter solution for $x = 3.3 \times 10^{-4}$, $q = 0$, $C = 1 \times 10^8$ with initial speed $\dot{\phi} = -2H'(\phi) = -2 \times 10^{-5} \kappa^{-1}$ (red dashed line), and with vanishing initial speed (plain orange line).

it has to cross the $\eta = -0.02$ point when rolling towards the minimum. Nevertheless, an argument of symmetry restoration similar to the one explained in section 3.2 for the hilltop scenario motivates that the field starts near the maximum. In that case, if the initial speed stays relatively small, the inflaton is damped sufficiently near the maximum, such that the study does not change with respect with the case with vanishing initial speed. A solution for a non-zero initial speed is shown in Figure 5. If the initial speed is too large, equation (30) shows that the major contribution to the Hubble parameter comes from the inflaton kinetic energy. As V does not vary much from the maximum to the minimum, the inflaton only sees a flat potential until it reaches the wall at small ϕ . In that case the previous study does not hold, and slow-roll inflation is not obtained.

3.4 Physical observables and theoretical parameters

In this section we study the implications of the inflationary scenario described in section 3.3 to physical observables and we discuss the relation of the parameters of the model to those of the fundamental string theory.

Inflation scale. We see from Figure 4 that when the modes exit the horizon, the value of the slow-roll parameter related to the amplitude of primordial fluctuations is $\epsilon_* \simeq 2.5 \times 10^{-5}$, implying a value for the ratio r of tensor to scalar perturbations

$$r = 16\epsilon_* \simeq 4 \times 10^{-4}. \quad (47)$$

From (42) we deduce that

$$\kappa^4 V_* = 24\pi^2 \epsilon_* A_S \simeq 1.48 \times 10^{-11}. \quad (48)$$

This constraint fixes the overall amplitude of the scalar potential. Indeed for the x value of interest $V_* \simeq V(\phi_-)$ and we see from (24) that the value of the potential at the minimum reads

$$\kappa^4 V(\phi_-) = -\frac{C}{6} e^{-13+3q+3W_0(-e^{-x-1})} (2+3W_0(-e^{-x-1})) \equiv C e^{3q} \times w(x), \quad (49)$$

with

$$w(x) = -\frac{1}{6} e^{-13+3W_0(-e^{-x-1})} (2+3W_0(-e^{-x-1})). \quad (50)$$

For the value of $x \simeq 3.3 \times 10^{-4}$ realising the inflationary scenario described in section 3.3, we obtain $w(x) \simeq 1.87 \times 10^{-8}$. Together with the constraint (48), equation (49) fixes the overall constant to

$$C e^{3q} = \frac{\kappa^4 V(\phi_-)}{w(x)} \simeq \frac{\kappa^4 V_*}{w(x)} \simeq \frac{1.46 \times 10^{-11}}{1.87 \times 10^{-8}} \simeq 7.81 \times 10^{-4}. \quad (51)$$

Note that for $q = 0$ the value of C is different from the one used in the plots of Figure 4, but as we explained in section 2.2, the overall constant just scales the potential and has no implication in the study of the inflation phase dynamics (in particular, it does not appear in the slow-roll parameters computation).

From (48) we deduce that the inflation scale is

$$H_* \simeq \kappa \sqrt{\frac{V_*}{3}} \simeq 2.2 \times 10^{-6} \kappa^{-1} \simeq 5.28 \times 10^9 \text{ TeV}. \quad (52)$$

In the last equality we used the value of the Planck scale that we recall here: $\kappa^{-1} \simeq 2.4 \times 10^{18} \text{ GeV}$. As mentioned earlier, we observe from Figure 4 that the value of the potential at the horizon exit and at the minimum are almost identical. Hence the positive value of the potential at the de Sitter minimum is given by $\kappa^4 V_{dS} \simeq \kappa^4 V_*$ and is way above the observed cosmological constant today.

String parameters. We now relate the parameters of the model to those of the underlying string theory and examine the constraints implied by the inflationary scenario described above. The string parameters are: ξ , γ , related to the quantum corrections, d associated with the anomalous $U(1)$ charges of the 7-branes, and \mathcal{W}_0 the constant superpotential remaining after complex structure moduli and axion-dilaton stabilisation. For the sake of clarity, we write again the expressions for the first two in (3) and (4), resulting from string computations of quantum corrections [7]:

$$\xi = -\frac{\zeta(3)}{4} \chi_{CY}, \quad \gamma = -\frac{1}{2} g_s T_0 \xi, \quad (53)$$

It follows that the parameters entering the scalar potential, introduced in (17), read:

$$q \equiv \frac{\xi}{2\gamma} = -\frac{1}{g_s T_0}, \quad \sigma \equiv \frac{2d}{9\mathcal{W}_0^2 \gamma} < 0, \quad C \equiv -3\mathcal{W}_0^2 \gamma > 0, \quad (54)$$

As already mentioned, note that in order to have $C > 0$ we need $\gamma < 0$ and hence a negative Euler number χ_{CY} .

We have also defined the x parameter by

$$x \equiv q - \frac{16}{3} - \ln(-\sigma). \quad (55)$$

From (21) we deduce that the volume at the minimum is a function of q and x only:

$$\mathcal{V}_- = \exp\left(\frac{3}{\sqrt{6}}\phi_-\right) = e^{-q} \times \exp\left(\frac{13}{3} + W_0(-e^{-x-1})\right). \quad (56)$$

Thus, for a given value of x , one obtains large volume for large (negative) q . In fact from (54), q is indeed negative for positive T_0 , implying a surplus (locally) of D7-branes relative to orientifold O7-planes [7]. Then large values of q are reached as long as g_s is small. Hence the weak coupling and large volume limits are related in a simple way.

We now turn back to the string parameters \mathcal{W}_0 and d , which are partially fixed by the observational constraint through (51). From the expressions (54), the superpotential reads

$$\mathcal{W}_0^2 = -\frac{C}{3\gamma} \simeq -\frac{2.64 \times 10^{-4}}{\gamma} e^{-3q}, \quad (57)$$

whereas the d parameter from the $U(1)$ D-terms of D7 branes is

$$d = \frac{9\mathcal{W}_0^2\gamma}{2}\sigma = \frac{3C}{2}e^{q-\frac{16}{3}-x} \simeq \frac{3}{2} \times 7.81 \times 10^{-4} e^{-3q} \times e^{q-\frac{16}{3}-x} \simeq 5.65 \times 10^{-6} e^{-2q}. \quad (58)$$

We see from (57) that for values of $-\gamma$ around 10^{-2} , the value $\mathcal{W}_0 \sim 1$ is reached as soon as $-q \gtrsim 5$. On the other hand, from (58) we see that $d \sim 1$ is reached for $-q \gtrsim 7$.

We conclude that for $-q = 1/(g_s T_0)$ not much greater than a few units, our inflationary model can be accommodated in the weak string coupling and large volume limits. This justifies that the large volume limit could safely be taken in the expressions (6) – (7) of the the scalar potential contributions V_F and V_D . Moreover, the superpotential \mathcal{W}_0 and D-term coefficient d take values of order one. In fact, \mathcal{W}_0 around unity can be naturally obtained from combinations of integer fluxes.

4 New physics around the minimum

In the section 3 we studied the inflation possibilities for the scalar potential of the type IIB string model described in section 2. We have seen in section 3.3 that it is possible to realise an inflationary period near the minimum of the potential, with horizon exit near the inflection point, by adjusting the parameter x introduced in (23). We now address two important remaining questions concerning the stability of the minimum and the scenario for the end of the inflationary era.

4.1 Stability of the minimum

For the value of x considered in section 3.3 in order to get an inflationary period, the values of the potential at the minimum and maximum are very close. Hence it is important to know if the inflaton can escape from the local minimum, or the false vacuum, and tunnel through the barrier of the potential before evolving classically towards the true minimum in the runaway direction at large field values. We recall that the shape of the potential for the value of the parameter x giving an inflationary epoch is similar to the one shown in the right panel of Figure 1.

To evaluate the false vacuum stability we use the methods developed by Coleman et al. [19, 20]. In order to keep their conventions, we will use the dimension-full inflaton

$$\varphi = \frac{\phi}{\kappa}. \quad (59)$$

This definition of the inflaton field φ will be considered only in the current section. We are interested in the probability that the inflaton tunnels from the false vacuum at $\varphi_- = \kappa^{-1}\phi_-$ to the true vacuum located at the runaway direction $\varphi = +\infty$. Following the Coleman-de Luccia (CdL) argument [20], this probability is expressed as a decay rate per unit volume and time by

$$\Gamma = Ae^{-B}, \quad \text{with} \quad B = S_E(\varphi) - S_E(\varphi_-), \quad (60)$$

where S_E is the Euclidean tunnelling action to minimise. Here φ denotes the instanton solution of the scalar field action. (For a recent review on vacuum stability, see [27]). For a scalar field coupled to gravity the Euclidean action reads

$$S_E = \int d^4x \sqrt{g} \left(-\frac{1}{2\kappa^2} R + \frac{1}{2} \partial_\mu \varphi \partial^\mu \varphi + V(\varphi) \right). \quad (61)$$

Following the strategy of CdL, one looks for a solution with an $O(4)$ symmetry. Such a Euclidean space-time can be described by the following metric

$$ds^2 = d\rho^2 + \chi(\rho)^2 (d\Omega_3)^2, \quad (62)$$

where $(d\Omega_3)^2$ is the metric of the unit 3-sphere. The Euclidean scale factor $\chi(\rho)$ gives the curvature of the 3-sphere at given ρ . The Euclidean field equations for the scalar field φ and the scale factor χ are

$$\varphi'' + 3 \frac{\chi'}{\chi} \varphi' = \frac{\partial V}{\partial \varphi}, \quad (63)$$

$$\chi'' = -\frac{\kappa^2}{3} \chi (\varphi'^2 + V(\varphi)) \quad \left(\text{or } \chi'^2 = 1 + \frac{\kappa^2}{3} \chi^2 \left(\frac{1}{2} \varphi'^2 - V(\varphi) \right) \right) \quad (64)$$

The prime denotes, in this section, derivative with respect to ρ which plays the role of the time variable. Using the $O(4)$ symmetry of (62) and the field equations (64), one can rewrite the Euclidean action (61) as

$$S_E = 2\pi^2 \int d\rho \left(\chi^3 \left(\frac{1}{2} \varphi'^2 + V \right) + \frac{3}{\kappa^2} (\chi^2 \chi'' + \chi \chi'^2 - \chi) \right) = -2\pi^2 \int d\rho \chi^3(\rho) V(\varphi(\rho)). \quad (65)$$

The two simplest solutions to (63) – (64) are the ones where the field φ sits at an extremum of the potential V . These solutions read

$$\varphi(\rho) = \varphi_\pm, \quad \chi(\rho) = \frac{1}{H_\pm} \sin(H_\pm \rho), \quad \text{with} \quad H_\pm = \kappa \sqrt{\frac{V(\varphi_\pm)}{3}}, \quad (66)$$

and are defined for $\rho \in [0, H_\pm^{-1} \pi]$. Once plugged back in (62), the solution for $\chi(\rho)$ in (66) gives simply the four sphere metric, which is the Euclidean extension of de Sitter space-time with $H = H_\pm$, obtained by analytic continuation of the real time to the Euclidean time ρ [28]. The solution with the inflaton sitting at the top of the barrier, $\varphi(\rho) = \varphi_+$ is related to the Hawking-Moss (HM) instanton [21]. We come back to this solution later. We compute the action of solution (66) through equation (65). It reads

$$S_E(\varphi_\pm) = -2\pi^2 \int d\rho \frac{1}{H_\pm^3} \sin^3(H_\pm \rho) V(\varphi_\pm) = -\frac{24\pi^2}{\kappa^4 V(\varphi_\pm)}. \quad (67)$$

More complex solutions to (63) – (64), referred as CdL instantons, can be found by imposing the following boundary conditions

$$\varphi'(0) = 0, \quad \chi(0) = 0, \quad \chi'(0) = 1, \quad \varphi(\rho_f) = \varphi_-, \quad (68)$$

where the final time ρ_f is determined through $\chi(\rho = \rho_f) = 0$. At that time one should get $\varphi'(\rho_f) = 0$. As one can see, the value $\varphi_0 = \varphi(0)$ is not specified for the CdL instanton. Similarly to what was described originally in the case without gravity [19], the boundary conditions (68) associated with the field equations (63) – (64) correspond to the classical problem of a field evolving in the reverse potential $-V$ and subject to a friction force proportional to $3\chi'/\chi$. Starting from an *a priori* unknown position φ_0 , it rolls down to the local minimum $-V(\varphi_+)$, passes it, climbs the hill and stops exactly at the local maximum $-V(\varphi_-)$. One has to find the value of φ_0 for which the field stops exactly at φ_- with no speed. Figure 6 sketches the situation of a point-like particle rolling down the inverted potential $-V(\varphi)$. Going back to the real time picture, φ_0 can be interpreted as the position reached by the scalar field after it tunneled the barrier from the false vacuum φ_- . Then, from this point, the field evolves classically until the true (runaway) minimum at infinity.

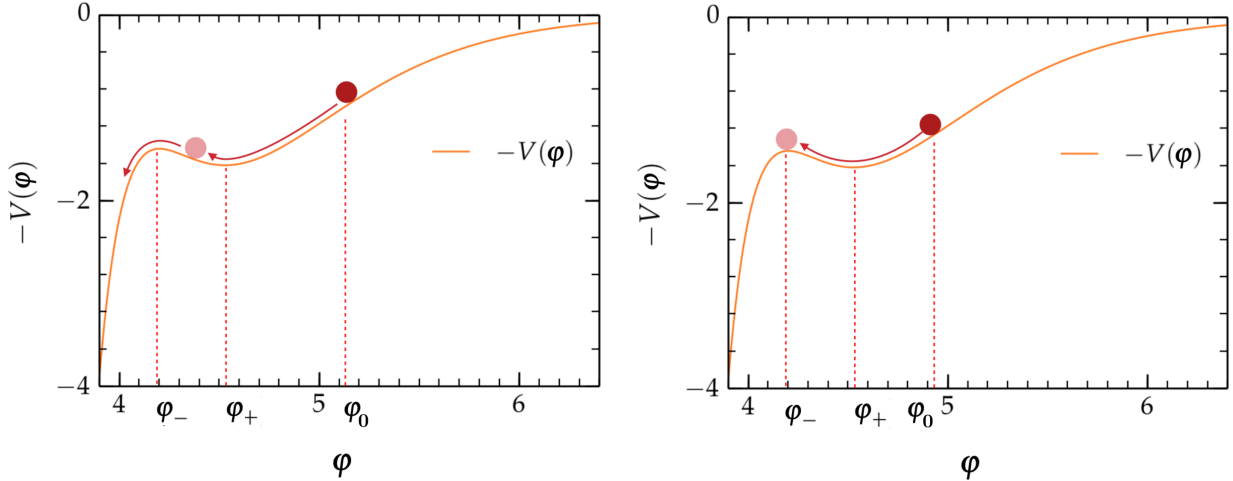


Figure 6: Point-like particle rolling down the inverted potential $-V(\varphi)$ from an initial position φ_0 . An overshooting case is shown (*left panel*) as well as the CdL instanton solution (*right panel*) for which the field stops exactly at the maximum $-V(\varphi_-)$.

Exact analytical solutions for the CdL instantons are difficult to find in general. They have been studied in the case without gravity for simple triangular or squared potentials [29][30]. Analytical solutions were also presented in the original papers [19][20] in the famous “thin-wall” approximation. This limit nevertheless demands that the false and true vacua, $V(\varphi_-)$ and $V(\infty) = 0$, are very close with respect to the height of the barrier $\Delta V = V(\varphi_+) - V(\varphi_-)$. However, this approximation does not hold for the case we are studying, as can be seen for instance from the right panel of Figure 1.

CdL instantons can also be searched numerically following the undershooting, overshooting method proposed initially in the original paper without gravity [19]. The idea is very simple: we start with any value φ_0 and solve numerically (63) – (64) with initial conditions (68). If the solution overshoots, *i.e.* if the field continues rolling after having reached the local maximum $-V(\varphi_-)$ of the reversed potential, we start again with a new initial position φ_0 closer to the minimum $-V(\varphi_+)$. If the solution

undershoots, *i.e.* if the field does not reach the local maximum $-V(\varphi_-)$, we start with a new φ_0 a bit further from the minimum $-V(\varphi_+)$. We repeat this operation until we find the initial value φ_0 for which the field stops exactly at the maximum of the reversed potential, which is the false vacuum. We sketch the overshooting situation on the left panel of Figure 6 and the CdL instanton solution on the right panel.

In Figure 7, we show the CdL instanton solution obtained with this method for the value of the parameter $x = 1.0 \times 10^{-2}$. In this case, the field values at the two extrema are $\varphi_- = \phi_- \kappa^{-1} = 4.2446 \kappa^{-1}$ and $\varphi_+ = \phi_+ \kappa^{-1} = 4.4756 \kappa^{-1}$, while the initial value is $\varphi_0 = \kappa^{-1} \phi_0 = 4.9224 \kappa^{-1}$.

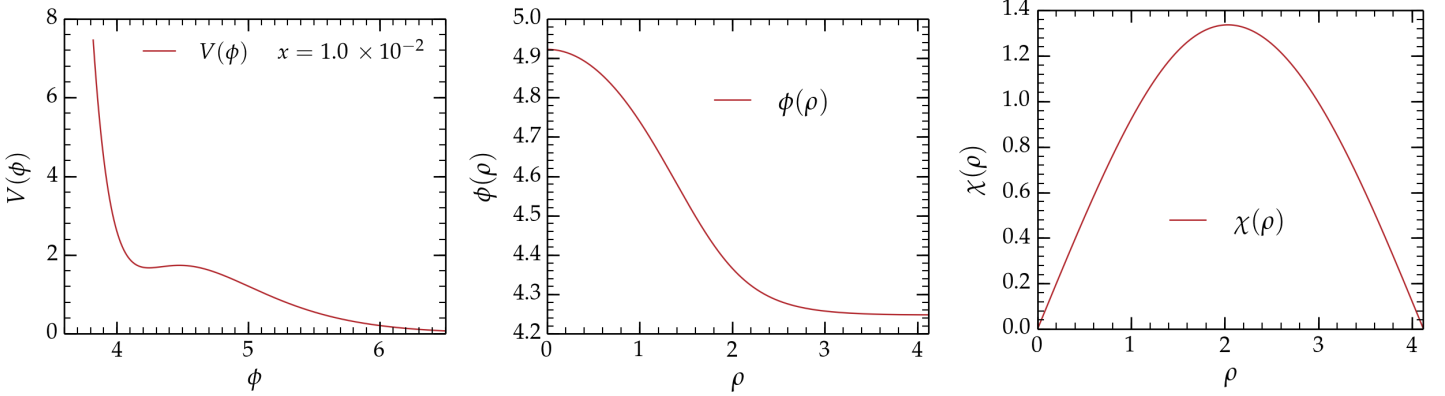


Figure 7: Scalar potential $V(\phi)$ for $x = 1.0 \times 10^{-2}$ (left) and the CdL bounce solution functions $\phi(\rho)$ (middle) and $\chi(\rho)$ (right). The initial field value is $\varphi_0 = 4.9224 \kappa^{-1}$ and the final Euclidean time is $\rho_f = 4.1222$.

We tried to obtain a solution similar to the one of Figure 7 for $x = 3.3 \times 10^{-4}$, which satisfies the observational constraints of the inflationary epoch, as explained in section 3.3. Nevertheless we were not able to find a numerical solution satisfying the boundary conditions. In fact, if the potential barrier is too flat, the existence of CdL instanton is not guaranteed anymore. A criterion for the existence of CdL instanton has been established in the past following various arguments [30] [31]. It demands that the scale factor at the minimum H_- stays below a critical value H_c defined by

$$H_c^2 = -\frac{V_{\varphi\varphi}(\varphi_+)}{4} - \frac{\kappa^2 \Delta V}{3}, \quad (69)$$

where $V_{\varphi\varphi} = \partial^2 V / \partial \varphi^2$ and as above, $\Delta V = V(\varphi_+) - V(\varphi_-)$ is the height of the barrier. When H_- approaches H_c , the potential is flat near the maximum hence the ΔV contribution can be neglected in front of that of $V_{\varphi\varphi}(\varphi_+)$ in (69). In this case, we can use relations (24) and (26) to express the ratio

$$\frac{H_c^2}{H_-^2} \simeq -\frac{3 V_{\varphi\varphi}(\varphi_+)}{4 \kappa^2 V(\varphi_-)} = \frac{81 W_0(-e^{-x-1})^3 (1 + W_{-1}(-e^{-x-1}))}{4 W_{-1}(-e^{-x-1})^3 (2 + 3 W_0(-e^{-x-1}))}. \quad (70)$$

For $H_- > H_c$ the existence of the CdL instantons is not guaranteed anymore. Figure 8 shows the ratio of the Hubble scales in (70). In fact, the Hubble scale critical value H_c also marks the dominance of the Hawking-Moss instanton [21] solution. As explained before, this solution is the one for which the inflaton stays at the top of the barrier $\varphi(\rho) = \varphi_+$. This solution can be seen as describing the

inflaton going above the potential barrier instead of properly tunnelling. As mentioned after (66) such solutions always exist, but when $H_- < H_c$ their action is higher than the CdL solutions and give thus negligible contribution to the tunnelling rate (60).

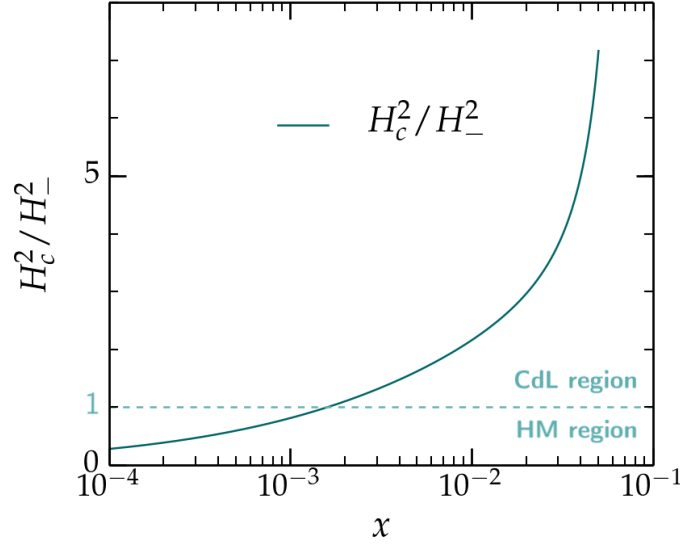


Figure 8: Ratio of the critical Hubble parameter H_c^2 and the Hubble parameter at the minimum $H_-^2 = \kappa^2 V(\varphi_-)/3$. The value $H_- = H_c$ (horizontal dashed line) determines the existence and domination of the CdL instanton over the HM instanton.

In Figure 8, we see that $H_- > H_c$ holds for $x = 3.3 \times 10^{-4}$, which explains that we are not able to find the standard CdL instanton. Hence in this case only the HM instanton contribute to the tunnelling rate. The tunnelling coefficient B introduced in (60) is then computed from (67) and reads

$$B = S_E(\varphi_+) - S_E(\varphi_-) = -\frac{24\pi^2}{\kappa^4 V(\varphi_+)} + \frac{24\pi^2}{\kappa^4 V(\varphi_-)} \simeq \frac{8\pi^2 \Delta V}{3H_*^4}. \quad (71)$$

In the last equality, ΔV is the height of the barrier and H_* is the inflation scale, *i.e.* the Hubble parameter when the modes exit the horizon. We recall that since in our model the potential is almost flat along the inflationary trajectory, we have $H_- \simeq H_+ \simeq H_*$. For $x = 3.3 \times 10^{-4}$ we find $\Delta V \simeq 2.0 \times 10^{-4} V_*$ and from (48) – (52) we deduce

$$B \simeq 3.3 \times 10^9, \quad i.e. \quad \Gamma = A e^{-3.3 \times 10^9}. \quad (72)$$

It follows that the decay rate of the local minimum is extremely small and the vacuum is practically stable.

4.2 End of inflation: new physics around the minimum

As established in the section 3.3, having at least 60 e-folds near the minimum constrains the energy of the dS vacuum. This value is very much greater than the observed value today, hence this dS vacuum cannot be the true vacuum of the theory. Indeed, with such a big value, the Universe would

continue expanding and never reach the standard cosmology with radiation and matter domination eras. Hence we see that in our model the cosmological constant problem arises naturally coupled to inflation. Of course we will not tackle this problem here, but show that taking it into account through the introduction of new physics near the minimum of our potential brings in a natural scenario for the end of the inflation epoch. This relates our model to the hybrid inflation proposal [3], where a second field is added to the model. This so-called “waterfall” field adds another direction to the scalar potential. If falling into this direction becomes favorable at a certain point of the inflaton trajectory, this immediately ends the inflation era and the theory reaches another minimum at a different energy scale.

Below we describe a toy model of hybrid inflation adapted to our model. Consider the following Lagrangian for the inflaton ϕ and the extra waterfall field S

$$\mathcal{L}(\phi, S) = (\partial_\mu \phi)^2 + (\partial_\mu S)^2 - V(\phi) - V_S(\phi, S). \quad (73)$$

S can be seen as a Higgs-like field undergoing symmetry breaking at an intermediate energy scale located between the inflation scale and the minimum of the potential. In equation (73), $V(\phi)$ is the inflaton potential studied previously and $V_S(\phi, S)$ an additional part containing the dependence in S and its coupling with ϕ . We express this second contribution in the following way

$$V_S(\phi, S) = \frac{1}{2} (-M^2 + f(\phi)) S^2 + \frac{\lambda}{4} S^4, \quad (74)$$

with $f(S)$ some function of S . Depending on the sign of its effective squared mass $m_S^2 = -M^2 + f(\phi)$, the waterfall field S stays in two separate phases. When $m_S^2 > 0$, *i.e.* $M^2 < f(\phi)$, the minimum in the S -field direction is at the origin

$$\langle S \rangle = 0, \quad \text{when } m_S^2 = -M^2 + f(\phi) > 0, \quad (75)$$

and the extra contribution to the scalar potential vanishes

$$V_S(0) = 0. \quad (76)$$

When the mass of S becomes tachyonic, a phase transition occurs and the new vacuum is obtained at a non-vanishing S vacuum expectation value

$$\langle S \rangle = \pm \frac{|m_S|}{\sqrt{\lambda}} \equiv \pm v, \quad \text{when } m_S^2 = -M^2 + f(\phi) < 0. \quad (77)$$

The value of the potential V_S at the minimum of this broken phase is

$$V_S(v) = -\frac{m_S^4}{4\lambda} < 0. \quad (78)$$

We can choose $f(\phi)$ such that during the phase of inflation, when the field ϕ rolls down the potential, we stay in the symmetric phase and the S field is stabilised with a vanishing vacuum expectation value and a large positive mass. The inflation phase is then equivalent to the one field model studied in section 3.3.

If near the minimum $m_S^2 < 0$, a phase transition occurs and the S field goes to its value (77) at the new minimum. This amounts to change the potential $V(\phi)$ near the minimum, by a constant

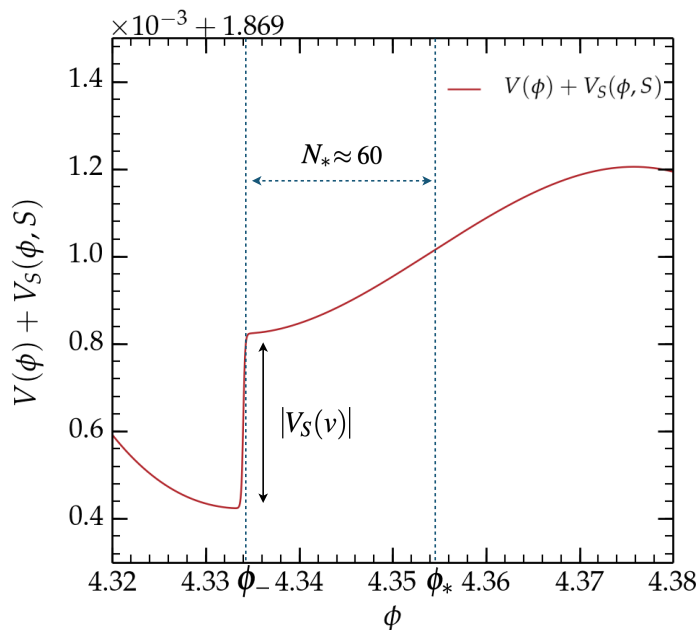


Figure 9: Schematic plot of an hybrid inflation scalar potential $V(\phi) + V_S(\phi, S)$ including a waterfall contribution from an extra field S

$V_{down} = V_S(v) < 0$. The effect of such a downlift is double: it decreases the value of the cosmological constant and if the waterfall direction is steep enough, it gives a natural criterion to stop inflation ($\epsilon > 1$). We show in Figure 9 a schematic plot of such a potential.

In the string theory framework described in this paper, a waterfall field could be realized by an open string state at the intersection of the D7-branes stacks. Its mass would receive a supersymmetry breaking contribution from the configuration of the intersection angles and a supersymmetric one, from a separation in the transverse directions. The former can be negative whilst the second is positive. This leads to a potential of the form (74). An explicit construction is under investigation.

5 Conclusion

Reconciling moduli stabilisation and de Sitter vacua is a key issue in the quest of an effective potential appropriate for cosmological inflation. In the type IIB string theory framework of the present work, it is shown that a (suitable) non-vanishing potential can be generated with the internal volume modulus playing the role of the inflaton ϕ , triggering exponential growth of the Universe. Intersecting space-filling D7-branes on the other hand, are the cornerstones of the stabilisation mechanism for Kähler moduli, and the creation of a positive cosmological constant in agreement with Universe's accelerated expansion today. Then, Kähler moduli stabilisation is achieved thanks to the logarithmic radiative corrections induced when effectively massless closed strings traverse their codimension-two bulk towards localised gravity sources. Moreover, the dS vacuum is obtained due to the positive D-term contributions whose origin comes from $U(1)$ factors related to the intersecting D7-branes.

In the large volume limit, the induced effective potential for Kähler moduli receives a minimalist structure where its shape and in particular the volume separation, $\Delta\phi$, of its two local extrema can

be parametrised in terms of a single non-negative parameter, x . The largest, albeit rather small $\Delta\phi$ separation occurs at a critical value $x_c > 0$ where beyond this point only AdS solutions are admissible. As x attains smaller values, the distance between the two extrema diminishes and at the final admissible point $x = 0$, it collapses to zero too. The upshot of the above picture is that there exists a non-zero value $x < x_c$ at which a new inflationary small-field scenario is successfully implemented.

It is shown that this novel scenario is quite distinct from other well known solutions, such as hilltop inflation. Its main benchmarks are:

1. Most of the required number of e-folds (~ 60) are collected in the vicinity of the minimum of the potential, while the horizon exit arises near (from above) the inflection point.
2. The corresponding inflaton field displacement is of order 10^{-2} compatible with the validity of the effective field theory in small-field inflation.
3. The prediction for the tensor-to-scalar ratio of primordial density fluctuations in the early universe is $r \approx 4 \times 10^{-4}$.
4. As explained above, the potential is induced by radiative corrections which yield a false vacuum expected to decay to the true one towards the direction of large ϕ values. Implementing well established methods for the possible tunnelling [20] or its passing over the potential barrier [21], a detailed study of the decay rate is performed and found that the false vacuum has an extremely long lifetime.

While inflation is successfully described close in on a sufficiently long-lived minimum of the potential, yet the cosmological constant acquires a rather large value compared to that observed today. We describe how this problem can be evaded within the context of hybrid inflation which can be realised when a second field creates a new “waterfall” direction in the potential and inflation stops as soon as the slow-roll parameter ε exceeds unity.

In closing, it is worth emphasising that the successful implementation of the cosmological inflation in the above analysis is based only on a few simple characteristics occurring in generic type IIB string vacua. The few coefficients involved [7] depend on well defined topological properties such as the Euler characteristic of the compactification manifold, and the coefficients of the D-terms determined by the geometric configuration of the intersecting D7-brane stacks. The robustness of the results is further corroborated by the fact that, for all the measurable inflationary observables, the implications of the logarithmic corrections and the D-terms is conveyed just through the parameter x which depends only on the ratio of their coefficients and the fluxed superpotential. Consequently, the present analysis can in principle apply to an ample class of vacua in the string landscape.

Acknowledgements

Work supported in part by the ERASMUS+ program and in part by a CNRS-PICS grant 07964. The work of GKL was supported by the “Hellenic Foundation for Research and Innovation (H.F.R.I.) under the ‘First Call for H.F.R.I. Research Projects to support Faculty members and Researchers and the procurement of high-cost research equipment grant’ (Project Number: 2251).” GKL would like to thank G. Lazarides for discussions.

References

- [1] A. D. Linde, *A New Inflationary Universe Scenario: A Possible Solution of the Horizon, Flatness, Homogeneity, Isotropy and Primordial Monopole Problems*, *Adv. Ser. Astrophys. Cosmol.* **3** (1987) 149–153.
- [2] A. R. Liddle and D. Lyth, *Cosmological inflation and large scale structure*. 9, 2000.
- [3] A. D. Linde, *Hybrid inflation*, *Phys. Rev. D* **49** (1994) 748–754, [[astro-ph/9307002](#)].
- [4] S. Kachru, R. Kallosh, A. D. Linde and S. P. Trivedi, *De Sitter vacua in string theory*, *Phys. Rev. D* **68** (2003) 046005, [[hep-th/0301240](#)].
- [5] J. P. Conlon, F. Quevedo and K. Suruliz, *Large-volume flux compactifications: Moduli spectrum and D3/D7 soft supersymmetry breaking*, *JHEP* **08** (2005) 007, [[hep-th/0505076](#)].
- [6] I. Antoniadis, Y. Chen and G. K. Leontaris, *Perturbative moduli stabilisation in type IIB/F-theory framework*, *Eur. Phys. J. C* **78** (2018) 766, [[1803.08941](#)].
- [7] I. Antoniadis, Y. Chen and G. K. Leontaris, *Logarithmic loop corrections, moduli stabilisation and de Sitter vacua in string theory*, *JHEP* **01** (2020) 149, [[1909.10525](#)].
- [8] I. Antoniadis and C. Bachas, *Branes and the gauge hierarchy*, *Phys. Lett. B* **450** (1999) 83–91, [[hep-th/9812093](#)].
- [9] I. Antoniadis, R. Minasian and P. Vanhove, *Noncompact Calabi-Yau manifolds and localized gravity*, *Nucl. Phys. B* **648** (2003) 69–93, [[hep-th/0209030](#)].
- [10] C. Burgess, R. Kallosh and F. Quevedo, *De Sitter string vacua from supersymmetric D terms*, *JHEP* **10** (2003) 056, [[hep-th/0309187](#)].
- [11] I. Antoniadis, Y. Chen and G. K. Leontaris, *Inflation from the internal volume in type IIB/F-theory compactification*, *Int. J. Mod. Phys. A* **34** (2019) 1950042, [[1810.05060](#)].
- [12] N. Cribiori, F. Farakos, M. Tournoy and A. van Proeyen, *Fayet-Iliopoulos terms in supergravity without gauged R-symmetry*, *JHEP* **04** (2018) 032, [[1712.08601](#)].
- [13] I. Antoniadis, A. Chatrabhuti, H. Isono and R. Knoops, *The cosmological constant in Supergravity*, *Eur. Phys. J. C* **78** (2018) 718, [[1805.00852](#)].
- [14] A. R. Frey and J. Polchinski, *$N=3$ warped compactifications*, *Phys. Rev. D* **65** (2002) 126009, [[hep-th/0201029](#)].
- [15] S. Kachru, M. B. Schulz and S. Trivedi, *Moduli stabilization from fluxes in a simple IIB orientifold*, *JHEP* **10** (2003) 007, [[hep-th/0201028](#)].
- [16] E. Cremmer, S. Ferrara, C. Kounnas and D. V. Nanopoulos, *Naturally Vanishing Cosmological Constant in $N=1$ Supergravity*, *Phys. Lett. B* **133** (1983) 61.
- [17] J. R. Ellis, C. Kounnas and D. V. Nanopoulos, *Phenomenological $SU(1,1)$ Supergravity*, *Nucl. Phys. B* **241** (1984) 406–428.

- [18] K. Becker, M. Becker, M. Haack and J. Louis, *Supersymmetry breaking and alpha-prime corrections to flux induced potentials*, *JHEP* **06** (2002) 060, [[hep-th/0204254](#)].
- [19] S. R. Coleman, *The Fate of the False Vacuum. I. Semiclassical Theory*, *Phys. Rev. D* **15** (1977) 2929–2936.
- [20] S. R. Coleman and F. De Luccia, *Gravitational Effects on and of Vacuum Decay*, *Phys. Rev. D* **21** (1980) 3305.
- [21] S. Hawking and I. Moss, *Supercooled Phase Transitions in the Very Early Universe*, *Adv. Ser. Astrophys. Cosmol.* **3** (1987) 154–157.
- [22] D. Salopek and J. Bond, *Nonlinear evolution of long wavelength metric fluctuations in inflationary models*, *Phys. Rev. D* **42** (1990) 3936–3962.
- [23] L. Boubekeur and D. H. Lyth, *Hilltop inflation*, *JCAP* **07** (2005) 010, [[hep-ph/0502047](#)].
- [24] L. Abbott, E. Farhi and M. B. Wise, *Particle Production in the New Inflationary Cosmology*, *Phys. Lett. B* **117** (1982) 29.
- [25] A. Albrecht, P. J. Steinhardt, M. S. Turner and F. Wilczek, *Reheating an Inflationary Universe*, *Phys. Rev. Lett.* **48** (1982) 1437.
- [26] M. S. Turner, *Coherent Scalar Field Oscillations in an Expanding Universe*, *Phys. Rev. D* **28** (1983) 1243.
- [27] T. Markkanen, A. Rajantie and S. Stopyra, *Cosmological Aspects of Higgs Vacuum Metastability*, *Front. Astron. Space Sci.* **5** (2018) 40, [[1809.06923](#)].
- [28] S. Hawking and G. Ellis, *The Large Scale Structure of Space-Time*. Cambridge Monographs on Mathematical Physics. Cambridge University Press, 2, 2011, [10.1017/CBO9780511524646](#).
- [29] K.-M. Lee and E. J. Weinberg, *Tunneling without barriers*, *Nucl. Phys. B* **267** (1986) 181–202.
- [30] L. G. Jensen and P. J. Steinhardt, *Bubble Nucleation and the Coleman-Weinberg Model*, *Nucl. Phys. B* **237** (1984) 176–188.
- [31] V. Balek and M. Demetrian, *A Criterion for bubble formation in de Sitter universe*, *Phys. Rev. D* **69** (2004) 063518, [[gr-qc/0311040](#)].