

Reaffirming the Cosmic Acceleration without Supernova and CMB

XIAOLIN LUO,¹ ZHIQI HUANG,¹ QIYUE QIAN,¹ AND LU HUANG¹

¹*School of Physics and Astronomy, Sun Yat-Sen University, 2 Daxue Road, Tangjia, Zhuhai, 519082, P.R.China*

ABSTRACT

Recent discussions about supernova magnitude evolution have raised doubts about the robustness of the late-universe acceleration. In a previous letter, Huang (2020) did a null test of the cosmic acceleration by using a Parameterization based on the cosmic Age (PAge), which covers a broad class of cosmological models including the standard Λ cold dark matter model and its many extensions. In this work, we continue to explore the cosmic expansion history with the PAge approximation. Using baryon acoustic oscillations (*without* a CMB prior on the acoustic scale), gravitational strong lens time delay, and passively evolving early galaxies as cosmic chronometers, we obtain $\gtrsim 4\sigma$ detections of cosmic acceleration for both flat and nonflat PAge universes. In the nonflat case, we find a novel $\gtrsim 3\sigma$ tension between the spatial curvatures derived from baryon acoustic oscillations and strong lens time delay. Implications and possible systematics are discussed.

1. INTRODUCTION

It has long been known that most of the matter in the universe is dark and, according to the standard interpretation of primordial nucleosynthesis and cosmic microwave background (CMB), non-baryonic. The cold dark matter (CDM) universe has been the standard cosmological scenario until the end of the last century, when the extra dimming of distant Type Ia supernovae was discovered (Perlmutter et al. 1997, 1999; Schmidt et al. 1998; Riess et al. 1998). The standard explanation of the supernova Hubble diagram is that a cosmological constant Λ , or more generally a dark energy component with negative pressure drives the accelerated expansion of the universe. Since then, the Λ cold dark matter (Λ CDM) model has been confronted with, and passed a handful of observational tests, such as the clustering of galaxies (Alam et al. 2017), the weak gravitational lensing of galaxies (Troxel et al. 2018), the updated Type Ia supernova catalogs (Scolnic et al. 2018; Macaulay et al. 2019), and most importantly, the full sky CMB temperature and polarization maps measured by the WMAP satellite (Bennett et al. 2013) and the Planck satellite (Aghanim et al. 2018).

The remarkable success of the Λ CDM model, however, is recently challenged by a tension between the local distance-ladder measurement of the Hubble constant,

$H_0 = 74.03 \pm 1.42 \text{ km s}^{-1} \text{ Mpc}^{-1}$ (Riess et al. 2019), and the value $H_0 = 67.4 \pm 0.5 \text{ km s}^{-1} \text{ Mpc}^{-1}$ inferred from CMB + Λ CDM fitting (Aghanim et al. 2018). An independent measurement of H_0 from strong gravitational lens time delay prefers a higher H_0 value, too, and raises the H_0 tension to 5.3σ (Wong et al. 2019). While seemingly significant enough to rule out Λ CDM, the tension in $H_0 \equiv 100h \text{ km s}^{-1} \text{ Mpc}^{-1}$ may also subject to some unaccounted systematics (Efstathiou 2014, 2020; Handley & Lemos 2020). The debate thus goes on and becomes one of the most topical subjects in recent years.

A less prominent problem of Λ CDM is the up to $\sim 3\sigma$ tension between the CMB and galaxy weak gravitational lensing constraints on $S_8 \equiv \sigma_8 (\Omega_m/0.3)^{0.5}$, where σ_8 is the root mean square matter density fluctuations within a tophat sphere with radius $8h^{-1} \text{ Mpc}$, and Ω_m is the matter density parameter. This discrepancy is often loosely referred to as the σ_8 tension, of which the most recent update can be found in the latest weak lensing data release from the Kilo-Degree Survey (KiDS-1000) (Asgari et al. 2020).

Another potential crisis may stem from the careful scrutiny of the key assumption of supernova cosmology, that the empirically standardized type Ia supernova magnitude does not evolve with redshift. Recently, Kang et al. (2020) suggests that the environmental dependences of supernova magnitude, found in previous works (Hicken et al. 2009; Sullivan et al. 2010; Rigault et al. 2013, 2015, 2018; Roman et al. 2018; Kim et al. 2019), can all be interpreted as a progenitor-age modulation, which may explain the extra dimming of the

huangzqh25@mail.sysu.edu.cn

Corresponding author: Zhiqi Huang

distant supernovae without cosmic acceleration. [Rose et al. \(2020\)](#) argued that [Kang et al. \(2020\)](#) had incorrectly extrapolated the statistics on the local early-type host galaxies to host galaxies of all morphological types, whose population age is not significantly correlated with the standardized supernova magnitude. As a quick response [Lee et al. \(2020\)](#) pointed out that the statistical analysis by [Rose et al. \(2020\)](#) is affected by regression dilution bias, after correction of which they still find a significant host-age modulation of supernova magnitude. See also [Uddin et al. \(2020\)](#) and [Ponder et al. \(2020\)](#) for some recent independent voices on this topic.

The on-going debate of Hubble tension, σ_8 tension, and supernova magnitude evolution is of great importance for the inference of cosmological parameters. Doubts may be raised about the Λ CDM model and even the late-time acceleration of the universe. In any case, however, as pointed out by [Huang \(2020\)](#), cosmology is unlikely to roll back to the CDM model, because a CDM universe is too young to accommodate the recently observed old stars with age $\gtrsim 12$ Gyr ([VandenBerg et al. 2014](#); [Sahlholdt et al. 2019](#)). Thus, it is not very meaningful to ask whether Λ exists, if one assumes, a priori, that Λ is the only possibility.

The philosophy adopted in [Huang \(2020\)](#), and here, is to be as blind as possible when modelling the late universe. For the purpose of testing cosmic acceleration, most dark-energy type parameterizations could to some extent bias the measure, because the dark energy models are designed purposely to describe an accelerating universe. [Huang \(2020\)](#) proposed to describe the cosmic expansion history with a simple and almost model-independent Parameterization based on the cosmic Age (PAge). The PAge approximation is beyond the dark energy concept, and covers a broad class of models at the background level. Compared to the usual approach of doing model-by-model comparisons of Bayesian evidences, scanning the PAge space, as will be done in this work, is a much neater method.

The main purpose of this work is to show that, despite the aforementioned unsettled debates, cosmic acceleration is a very robust observational fact beyond supernova data, CMB data, distance-ladder measurement of H_0 , weak lensing of galaxies, and even the concept of dark energy. This is done by navigating the PAge space with geometric information from a few other cosmological probes that will be introduced in Sec. 3.

Throughout the article we use natural units $c = \hbar = 1$, a subscript “0” for quantities at redshift zero, and a dot to denote the derivative with respect to cosmological time t . For instance, H_0 and t_0 are the Hubble constant (current value of the Hubble expansion rate H)

and the age of the universe, respectively. The deceleration parameter is defined as $q \equiv -\frac{a\ddot{a}}{\dot{a}^2}$, where a is the scale factor. For the rest standard symbols, such as the spatial curvature parameter Ω_k and the baryon density parameter Ω_b , the reader is referred to e.g. [Aghanim et al. \(2018\)](#), or any modern cosmology textbooks.

2. PAGE APPROXIMATION

For most cosmological models, the dimensionless combination Ht varies slowly and smoothly. [Huang \(2020\)](#) proposed to approximate Ht as a quadratic function of t . Assuming the matter-dominated asymptotic behavior $Ht|_{t \rightarrow 0^+} \rightarrow \frac{2}{3}$, the cosmic expansion history can be approximately written as

$$\frac{H}{H_0} = 1 + \frac{2}{3} \left(1 - \eta \frac{H_0 t}{p_{\text{age}}} \right) \left(\frac{1}{H_0 t} - \frac{1}{p_{\text{age}}} \right), \quad (1)$$

where $p_{\text{age}} = H_0 t_0$ is the age parameter, and η measures the deviation from Einstein de-Sitter universe (flat CDM model). We only consider the physical region where $\eta < 1$ ([Huang 2020](#)). Note that the very short period of radiation dominated epoch is ignored in PAge approximation.

The easiest way to map a physical model into PAge space is to match the deceleration parameter q at some characteristic time. For simplicity and laziness (and to show the robustness of PAge), we only match q at redshift zero. By taking derivative of Eq. (1), one finds $\eta = 1 - \frac{3}{2} p_{\text{age}}^2 (1 + q_0)$. For flat Λ CDM model with $\Omega_m = 0.3$, for instance, we have $p_{\text{age}} = H_0 t_0 = 0.964$ and $q_0 = -0.55$, and hence $\eta = 0.373$.

Table 1 lists a few models and their PAge approximations, characterized by the maximum fractional errors in the angular diameter distance D_A in the redshift range $0 < z \leq 2.5$. The w CDM model treats dark energy as a perfect fluid with a constant equation of state w . The w_0 - w_a CDM model parameterizes the dark energy equation of state as a linear function of the scale factor: $w = w_0 + w_a(1 - a)$ ([Chevallier & Polarski 2001](#); [Linder 2003](#)). The generalized Chaplygin gas (GCG) model unifies dark energy and dark matter into one fluid, whose pressure is inverse proportional to the α -th power of the density: $p = -\frac{A}{\rho^\alpha}$ ([Chaplygin 1904](#); [Bento et al. 2002](#)). The braneworld model of Dvali, Gabadadze, and Porrati (DGP) is a modify gravity theory that allows leakage of gravity from extra dimensions. In the simplest scenario, the DGP gravity anomaly is characterized by a scale $r_c = \frac{1}{H_0(1-\Omega_m)}$ ([Dvali et al. 2000](#)). While all the above-mentioned models are well approximated by PAge, worse cases do exist. For instance, for the $R_h = ct$ linear expansion model ([Melia & Shevchuk 2012](#)), the fractional error in D_A can reach $\sim 5\%$ at $z \sim 2.5$. This is because the $R_h = ct$ model is inconsistent with PAge’s

Table 1. PAge approximation: maximum relative errors in angular diameter distance ($0 < z \leq 2.5$)

model	parameters	p_{age}	η	max	$\frac{\Delta D_A}{D_A}$
CDM	$\Omega_m = 1$	$\frac{2}{3}$	0	0	
nonflat CDM	$\Omega_m = 0.3, \Omega_k = 0.7$	0.809	-0.128	0.011	
flat Λ CDM	$\Omega_m = 0.3$	0.964	0.373	0.0045	
nonflat Λ CDM	$\Omega_m = 0.5, \Omega_k = 0.2$	0.797	0.0955	0.0013	
flat w CDM	$\Omega_m = 0.3, w = -1.2$	0.991	0.647	0.0060	
nonflat w CDM	$\Omega_m = 0.33, \Omega_k = -0.25, w = -0.8$	0.967	0.269	0.014	
flat w_0 - w_a CDM	$\Omega_m = 0.3, w_0 = -1.0, w_a = 0.3$	0.953	0.387	0.0025	
nonflat w_0 - w_a CDM	$\Omega_m = 0.25, \Omega_k = 0.1, w_0 = -1.2, w_a = -0.2$	1.009	0.572	0.0050	
GCG	$\Omega_b = 0.05, A = 0.75, \alpha = 0.1$	0.956	0.409	0.0041	
DGP	$\Omega_m = 0.3$	0.907	0.146	0.0011	
$R_h = ct$	-	1	$-\frac{1}{2}$	0.056	

basic assumption of matter domination at high redshift. However, since a large fraction of the data we use in this work is at low redshift $z \lesssim 1$, PAge may still be a reasonable approximation for $R_h = ct$.

3. COSMOLOGICAL DATA

Being an approximation at the background level, PAge does not describe the growth of cosmological structures. Thus, we only use geometric information to constrain the PAge parameters. The probes we use in this work are baryon acoustic oscillations (BAO), strong gravitational lens time delay of quasars (SLTD), and passively evolving early galaxies as cosmic chronometers (CC).

BAO as a standard ruler measuring the geometry of the late-time universe is considered to be very robust and model-independent. The BAO analysis involves a baryon acoustic scale r_d , which in our analysis is treated as a free parameter to reduce model dependence. We combine the geometric information from 6dF Galaxy Survey (6dFGS) and Sloan Digital Sky Survey (SDSS), as shown in Table 2. The correlation matrices, which are needed for computation of χ^2 , can be found in the original publications (Beutler et al. 2011; Ross et al. 2015; Alam et al. 2017; du Mas des Bourboux et al. 2017; Ata et al. 2018).

In recent years, thanks to the rapidly advancing techniques of modelling time delay lens systems, SLTD has become a powerful tool to measure the angular diameter distance D_A and the time-delay distance

$$D_{\Delta t} = (1 + z_d) \frac{D_d D_s}{D_{ds}}, \quad (2)$$

where z_d is the redshift of lens; D_d and D_s are the angular diameter distance to the lens and the source, respectively; D_{ds} is the angular diameter distance between the lens and the source. We adopt five lens systems from the H_0 Lenses in COSMOGRAILS's Well-spring (H0LiCOW) Project and one lens system from

Table 2. BAO geometric constraints. Here $D_M = (1 + z)D_A$ is the comoving angular diameter distance. The volume averaged scale D_V is defined as $D_V \equiv \left(\frac{z D_M^2}{H}\right)^{1/3}$.

redshift	measurement	value	survey
0.106	r_d/D_V	0.336 ± 0.015	6dFGS
0.15	D_V/r_d	4.466 ± 0.1681	SDSS DR7
0.38	D_M/r_d	10.27 ± 0.1489	SDSS DR12
0.38	$100Hr_d$	4.018 ± 0.09366	SDSS DR12
0.51	D_M/r_d	13.38 ± 0.1827	SDSS DR12
0.51	$100Hr_d$	4.456 ± 0.09366	SDSS DR12
0.61	D_M/r_d	15.45 ± 0.2165	SDSS DR12
0.61	$100Hr_d$	4.796 ± 0.1035	SDSS DR12
1.52	D_V/r_d	26.01 ± 0.9948	SDSS DR14
2.40	D_M/r_d	36.6 ± 1.2	SDSS DR12
2.40	$\frac{1}{Hr_d}$	8.94 ± 0.22	SDSS DR12

the Strong lensing at High Angular Resolution Program (SHARP) (Wong et al. 2019). Detailed information about the data can be found at http://shsuyu.github.io/H0LiCOW/site/holicow_data.html.

The galaxies passively evolving on a time much longer than their age difference can be used as a cosmic chronometer (Jimenez & Loeb 2002). The age difference between two ensembles of old galaxies at different redshifts gives a direct estimation of the Hubble parameter $H \approx -\frac{1}{1+z} \frac{\Delta z}{\Delta t}$. We use 31 such measurements of $H(z)$ (Simon et al. 2005; Stern et al. 2010; Zhang et al. 2014; Moresco et al. 2012; Moresco 2015; Moresco et al. 2016; Ratsimbazafy et al. 2017), which are shown in Figure 1. For comparison, we also plot the $H(z)$ prediction of a typical Λ CDM model with $\Omega_m = 0.3, h = 0.7$ and its PAge approximation.

4. RESULTS

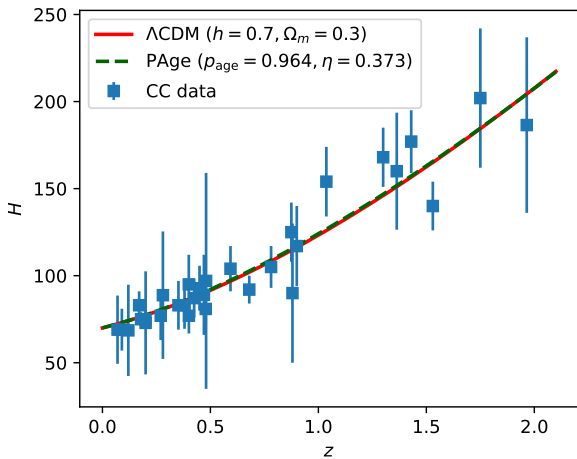


Figure 1. Cosmic chronometer data. The red solid line is prediction of Λ CDM model with $\Omega_m = 0.3$, $h = 0.7$, and the green dashed line is its PAge approximation.

We run Monte Carlo Markov Chain (MCMC) calculations with BAO, SLTD, CC and their combination (All), respectively. Uniform priors are applied on $h \in [0.55, 0.85]$, $p_{\text{age}} \in [0.5, 1.5]$, $\eta \in [-2, 1]$, and $r_d h \in [0, 1\text{Gpc}]$. In addition, following Huang (2020), we use a cosmic age bound $t_0 > 12\text{Gyr}$ in all cases. The chains and analysis tools are uploaded to <https://zenodo.org/record/4065034> to allow future researchers to reproduce our results.

We firstly consider a spatially flat universe whose geometry is fully characterized by h , p_{age} and η . The marginalized constraints on p_{age} and η , with BAO, SLTD, CC and their combination are shown in Figure 2. We find that CC alone does not imply cosmic acceleration, while BAO and SLTD both favor cosmic acceleration at $\sim 2.5\sigma$ level. With all the data combined together, we obtain a derived posterior of the deceleration parameter $q_0 = -0.514 \pm 0.116$, a $\sim 4.4\sigma$ detection of cosmic acceleration. For the Hubble constant, we obtain $H_0 = 70.7 \pm 1.9 \text{ km s}^{-1} \text{ Mpc}^{-1}$ that is consistent with both the local distance-ladder measurement and the CMB+ Λ CDM result. The derived posterior of the baryon acoustic scale $r_d = 142.2 \pm 2.7 \text{ Mpc}$ is consistent with CMB + Λ CDM value $147.18 \pm 0.29 \text{ Mpc}$ (Aghanim et al. 2018).

Proceeding to the non-flat case with a uniform prior $\Omega_k \in [-1, 1]$, we find that the marginalized constraint on p_{age} and η are not much affected by the addition of Ω_k freedom, as Figure 2 visually indicates. The detection of cosmic acceleration remains at a $\sim 4.1\sigma$ level. Because the spatial curvature has almost no impact around the local universe, we can still compare the posterior of the

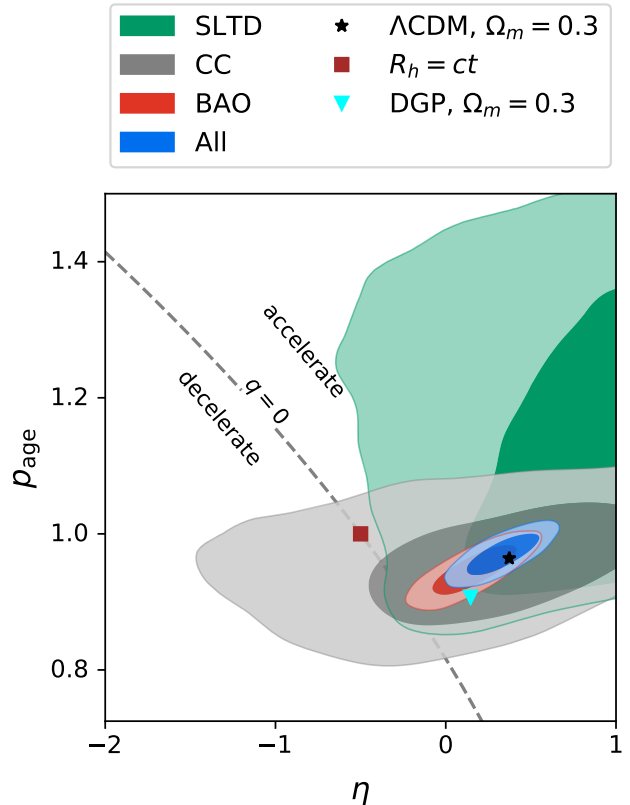


Figure 2. Marginalized constraints on PAge parameters. The inner and outer contours enclose 68% and 95% confidence regions, respectively. The dotted violet contours show the effect of switching on the Ω_k freedom for the BAO+SLTD+CC case.

Hubble constant $H_0 = 69.4 \pm 1.9 \text{ km s}^{-1} \text{ Mpc}^{-1}$ with the distance ladder measurement, and again find no significant discrepancy.

When Ω_k is allowed to vary, the data do not favor, however, a spatially flat universe. Indeed, as shown in Figure 3, SLTD favors an open universe with $\Omega_k > 0.14$ (95.4% confidence level), and BAO tends to pick up a closed universe with $\Omega_k = -0.32 \pm 0.12$. This is a novel $\gtrsim 3\sigma$ tension that does not appear in the nonflat Λ CDM framework, as we checked separately.

If we ignore the internal tension between BAO and SLTD, a joint analysis with BAO+SLTD+CC yields $\Omega_k = -0.242 \pm 0.095$, a 2.5σ preference for a closed geometry. The best-fit cosmology in this case is $(h = 0.693, \Omega_k = -0.258, p_{\text{age}} = 0.972, \eta = 0.281)$, which is in the proximity of the non-flat w CDM example in Table 1. Going beyond Λ CDM is a key element to see the preference of negative Ω_k from BAO. Indeed, hints of closed geometry, although not at a statistically significant level, have been seen for non-flat w CDM model

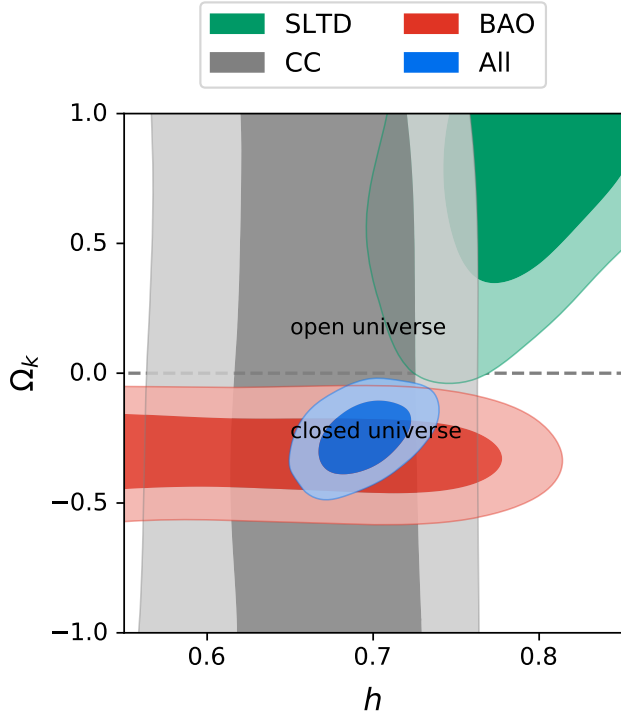


Figure 3. Marginalized constraint on the reduced Hubble constant h and the curvature parameter Ω_k . The Ω_k tension between SLTD and BAO is about $\sim 3\sigma$.

in recent works that use similar data sets (Khadka & Ratra 2020a,b).

5. CONCLUSIONS AND DISCUSSIONS

Using the robust PAge approximation, we studied the cosmic expansion history with geometric information from a few cosmological probes *excluding* supernova, galaxy weak lensing, CMB, and distance-ladder measurement of H_0 . We find $\gtrsim 4\sigma$ detection of cosmic acceleration for both flat and nonflat universes. The accelerated expansion of the late universe is therefore a well established and almost model-independent observational fact that can hardly be overturned by the recent debates on supernova magnitude evolution and Hubble tension.

In the nonflat universe case, we found that BAO alone prefers a closed universe at 2.7σ confidence level, but SLTD measurements favors an open universe at $\gtrsim 2\sigma$ level. The $\gtrsim 3\sigma$ tension between BAO and SLTD has not been discussed in previous works, where a CMB (or Λ CDM) prior is often assumed. However, the CMB constraint on Ω_k is model dependent, and relies on the CMB lensing reconstruction that interplays with the late universe structures. Indeed, the Planck temperature and polarization data, if not combined with lensing reconstruction, actually favors a closed universe with

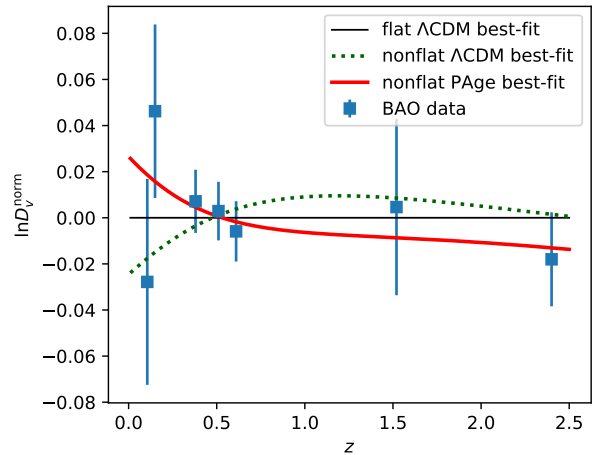


Figure 4. Fitting of the converted BAO $\ln D_V$ data. For better readability we normalized D_V with the theoretical D_V in the best-fit flat Λ CDM model.

$\Omega_k = -0.044^{+0.018}_{-0.015}$ (Aghanim et al. 2018). See also Handley (2019); Di Valentino et al. (2019) for a more detailed discussion.

The finding that BAO alone prefers a closed PAge universe at 2.7σ is in contrast to other BAO analyses in the nonflat Λ CDM framework, where no significant detection of Ω_k has been found (Alam et al. 2017; Handley 2019). There are a few differences between our analysis and the standard ones. For instance, we have avoided using the more model-dependent redshift space distortion information, i.e., the constraints on $f\sigma_8$, where f is the linear growth rate. To our best understanding, however, the major driving force for a negative Ω_k is *not* the minor details of data selection. It is that the extra degree of freedom in nonflat PAge allows beyond- Λ CDM $D_M(z)$ and $H(z)$ trajectories that fit the data better. The improvement of fitting is sufficiently significant to beat the Occam’s razor and to give a preference of nonzero Ω_k . Although it is difficult to visualize the correlated data points in the high-dimensional $D_M(z)$ - $H(z)$ space, we can compress the information by converting the constraints on D_M and H to constraints on the volume averaged $D_V \equiv \left(\frac{zD_M^2}{H}\right)^{1/3}$, with the correlation between D_M and H taken into account. In Figure 4 we show how the inclusion of Ω_k improves the fitting to the data, in Λ CDM and PAge respectively. In the PAge case, a better improvement of fitting leads to a stronger preference of nonzero Ω_k .

BAO peaks can be affected by the nonlinear structure of the universe, which cannot be accounted for in a truly model-independent way. The marginalization of shape information and the calculation of covariance

matrix often involve simulations with a fiducial cosmology. However, empirically the marginalized distance constraints are found to be insensitive to the fiducial cosmology (Alam et al. 2017). Thus, unless the growth of small-scale structures is far beyond our understanding, the BAO constraints on cosmological parameters are unlikely to be significantly biased.

The complex modelling of time delay lens systems contains more potential sources of systematics. Millon et al. (2020) investigated the impact of stellar kinematics, line-of-sight effects, and deflector mass model on the inference of cosmological models. No significant biases on cosmological parameters were found. Neither does the recent detailed report on blind testing of SLTD techniques reveal any source that can significantly bias the cosmological parameters (Ding et al. 2020). Some recent studies, however, suggest that the SLTD uncertainties increase if more flexible mass models are considered (Birrer et al. 2020; Denzel et al. 2020).

If not due to unknown systematics, the Ω_k tension could be a hint of complex expansion history that is not captured by the PAge approximation. After all, simple extensions of Λ CDM do not seem to resolve the Hubble tension, neither (Miao & Huang 2018; Guo et al.

2019; Liu et al. 2020; Liu & Huang 2020). Also because the Ω_k tension is a purely low-redshift phenomenon, it cannot be resolved by models that revise early universe physics, such as early dark energy (Karwal & Kamionkowski 2016; Alexander & McDonough 2019; Poulin et al. 2019), extra relativistic species (D’Eramo et al. 2018; Benetti et al. 2017; Benetti et al. 2018; Graef et al. 2019; Carneiro et al. 2019), primordial magnetic field (Jedamzik & Pogosian 2020), a background T_0 shift (Ivanov et al. 2020; Bengaly et al. 2020), and variation of fundamental constants during recombination (Hart & Chluba 2020). There seems to be no known viable model, even when great complexity is allowed, that can simultaneously resolve the H_0 tension, the σ_8 tension and the Ω_k tension. The challenge may not be trivial, as we conclude.

6. ACKNOWLEDGMENTS

This work is supported by the National Natural Science Foundation of China (Grant No. 12073088) and Sun Yat-sen University Research Starting Grant 71000-18841232.

REFERENCES

- Aghanim, N., et al. 2018. <https://arxiv.org/abs/1807.06209>
- Alam, S., et al. 2017, *Mon. Not. Roy. Astron. Soc.*, 470, 2617, doi: [10.1093/mnras/stx721](https://doi.org/10.1093/mnras/stx721)
- Alexander, S., & McDonough, E. 2019, *Physics Letters B*, 797, 134830, doi: [10.1016/j.physletb.2019.134830](https://doi.org/10.1016/j.physletb.2019.134830)
- Asgari, M., et al. 2020, arXiv e-prints, arXiv:2007.15633. <https://arxiv.org/abs/2007.15633>
- Ata, M., et al. 2018, *Mon. Not. Roy. Astron. Soc.*, 473, 4773, doi: [10.1093/mnras/stx2630](https://doi.org/10.1093/mnras/stx2630)
- Benetti, M., Graef, L. L., & Alcaniz, J. 2018, *Journal of Cosmology and Astroparticle Physics*, 2018, 066–066, doi: [10.1088/1475-7516/2018/07/066](https://doi.org/10.1088/1475-7516/2018/07/066)
- Benetti, M., Graef, L. L., & Alcaniz, J. S. 2017, *JCAP*, 2017, 003, doi: [10.1088/1475-7516/2017/04/003](https://doi.org/10.1088/1475-7516/2017/04/003)
- Bengaly, C. A. P., Gonzalez, J. E., & Alcaniz, J. S. 2020, arXiv e-prints, arXiv:2007.13789. <https://arxiv.org/abs/2007.13789>
- Bennett, C. L., Larson, D., et al. 2013, *ApJS*, 208, 20, doi: [10.1088/0067-0049/208/2/20](https://doi.org/10.1088/0067-0049/208/2/20)
- Bento, M., Bertolami, O., & Sen, A. 2002, *Phys. Rev. D*, 66, 043507, doi: [10.1103/PhysRevD.66.043507](https://doi.org/10.1103/PhysRevD.66.043507)
- Beutler, F., Blake, C., Colless, M., et al. 2011, *Mon. Not. Roy. Astron. Soc.*, 416, 3017, doi: [10.1111/j.1365-2966.2011.19250.x](https://doi.org/10.1111/j.1365-2966.2011.19250.x)
- Birrer, S., et al. 2020. <https://arxiv.org/abs/2007.02941>
- Carneiro, S., de Holanda, P., Pigozzo, C., & Sobreira, F. 2019, *Physical Review D*, 100, doi: [10.1103/physrevd.100.023505](https://doi.org/10.1103/physrevd.100.023505)
- Chaplygin, S. 1904, *Sci. Mem. Moscow Univ. Math. Phys.*, 21, 1
- Chevallier, M., & Polarski, D. 2001, *Int. J. Mod. Phys. D*, 10, 213, doi: [10.1142/S0218271801000822](https://doi.org/10.1142/S0218271801000822)
- Denzel, P., Coles, J. P., Saha, P., & Williams, L. L. 2020. <https://arxiv.org/abs/2007.14398>
- D’Eramo, F., Ferreira, R. Z., Notari, A., & Bernal, J. L. 2018, *Journal of Cosmology and Astroparticle Physics*, 2018, 014–014, doi: [10.1088/1475-7516/2018/11/014](https://doi.org/10.1088/1475-7516/2018/11/014)
- Di Valentino, E., Melchiorri, A., & Silk, J. 2019, *Nature Astron.*, 4, 196, doi: [10.1038/s41550-019-0906-9](https://doi.org/10.1038/s41550-019-0906-9)
- Ding, X., et al. 2020. <https://arxiv.org/abs/2006.08619>
- du Mas des Bourboux, H., et al. 2017, *Astron. Astrophys.*, 608, A130, doi: [10.1051/0004-6361/201731731](https://doi.org/10.1051/0004-6361/201731731)
- Dvali, G., Gabadadze, G., & Porrati, M. 2000, *Phys. Lett. B*, 485, 208, doi: [10.1016/S0370-2693\(00\)00669-9](https://doi.org/10.1016/S0370-2693(00)00669-9)
- Efstathiou, G. 2014, *MNRAS*, 440, 1138, doi: [10.1093/mnras/stu278](https://doi.org/10.1093/mnras/stu278)
- . 2020, arXiv e-prints, arXiv:2007.10716. <https://arxiv.org/abs/2007.10716>

- Graef, L. L., Benetti, M., & Alcaniz, J. S. 2019, *Physical Review D*, 99, doi: [10.1103/physrevd.99.043519](https://doi.org/10.1103/physrevd.99.043519)
- Guo, R.-Y., Zhang, J.-F., & Zhang, X. 2019, *Journal of Cosmology and Astroparticle Physics*, 2019, 054–054, doi: [10.1088/1475-7516/2019/02/054](https://doi.org/10.1088/1475-7516/2019/02/054)
- Handley, W. 2019, arXiv e-prints, arXiv:1908.09139. <https://arxiv.org/abs/1908.09139>
- Handley, W., & Lemos, P. 2020, arXiv e-prints, arXiv:2007.08496. <https://arxiv.org/abs/2007.08496>
- Hart, L., & Chluba, J. 2020, *Mon. Not. Roy. Astron. Soc.*, 493, 3255, doi: [10.1093/mnras/staa412](https://doi.org/10.1093/mnras/staa412)
- Hicken, M., Wood-Vasey, W., Blondin, S., et al. 2009, *Astrophys. J.*, 700, 1097, doi: [10.1088/0004-637X/700/2/1097](https://doi.org/10.1088/0004-637X/700/2/1097)
- Huang, Z. 2020, *Astrophys. J. Lett.*, 892, L28, doi: [10.3847/2041-8213/ab8011](https://doi.org/10.3847/2041-8213/ab8011)
- Ivanov, M. M., Ali-Haïmoud, Y., & Lesgourgues, J. 2020, arXiv e-prints, arXiv:2005.10656. <https://arxiv.org/abs/2005.10656>
- Jedamzik, K., & Pogosian, L. 2020, arXiv e-prints, arXiv:2004.09487. <https://arxiv.org/abs/2004.09487>
- Jimenez, R., & Loeb, A. 2002, *Astrophys. J.*, 573, 37, doi: [10.1086/340549](https://doi.org/10.1086/340549)
- Kang, Y., Lee, Y.-W., Kim, Y.-L., Chung, C., & Ree, C. H. 2020, *ApJ*, 889, 8, doi: [10.3847/1538-4357/ab5afc](https://doi.org/10.3847/1538-4357/ab5afc)
- Karwal, T., & Kamionkowski, M. 2016, *Physical Review D*, 94, doi: [10.1103/physrevd.94.103523](https://doi.org/10.1103/physrevd.94.103523)
- Khadka, N., & Ratra, B. 2020a, *Mon. Not. Roy. Astron. Soc.*, 492, 4456, doi: [10.1093/mnras/staa101](https://doi.org/10.1093/mnras/staa101)
- . 2020b, *Mon. Not. Roy. Astron. Soc.*, 497, 263, doi: [10.1093/mnras/staa1855](https://doi.org/10.1093/mnras/staa1855)
- Kim, Y.-L., Kang, Y., & Lee, Y.-W. 2019, *J. Korean Astron. Soc.*, 52, 181, doi: [10.5303/JKAS.2019.52.5.181](https://doi.org/10.5303/JKAS.2019.52.5.181)
- Lee, Y.-W., Chung, C., Kang, Y., & Jee, J. 2020, submitted to *ApJL*
- Linder, E. V. 2003, *Phys. Rev. Lett.*, 90, 091301, doi: [10.1103/PhysRevLett.90.091301](https://doi.org/10.1103/PhysRevLett.90.091301)
- Liu, M., & Huang, Z. 2020, *ApJ*, 897, 166, doi: [10.3847/1538-4357/ab982e](https://doi.org/10.3847/1538-4357/ab982e)
- Liu, M., et al. 2020, *SCPM*, 63, 290405, doi: [10.1007/s11433-019-1509-5](https://doi.org/10.1007/s11433-019-1509-5)
- Macaulay, E., et al. 2019, *MNRAS*, 486, 2184, doi: [10.1093/mnras/stz978](https://doi.org/10.1093/mnras/stz978)
- Melia, F., & Shevchuk, A. 2012, *Mon. Not. Roy. Astron. Soc.*, 419, 2579, doi: [10.1111/j.1365-2966.2011.19906.x](https://doi.org/10.1111/j.1365-2966.2011.19906.x)
- Miao, H., & Huang, Z. 2018, *The Astrophysical Journal*, 868, 20, doi: [10.3847/1538-4357/aae523](https://doi.org/10.3847/1538-4357/aae523)
- Millon, M., et al. 2020, *A&A*, 639, A101, doi: [10.1051/0004-6361/201937351](https://doi.org/10.1051/0004-6361/201937351)
- Moresco, M. 2015, *Mon. Not. Roy. Astron. Soc.*, 450, L16, doi: [10.1093/mnras/1slv037](https://doi.org/10.1093/mnras/1slv037)
- Moresco, M., et al. 2012, *JCAP*, 08, 006, doi: [10.1088/1475-7516/2012/08/006](https://doi.org/10.1088/1475-7516/2012/08/006)
- Moresco, M., Pozzetti, L., Cimatti, A., et al. 2016, *JCAP*, 05, 014, doi: [10.1088/1475-7516/2016/05/014](https://doi.org/10.1088/1475-7516/2016/05/014)
- Perlmutter, S., et al. 1997, *Bull. Am. Astron. Soc.*, 29, 1351. <https://arxiv.org/abs/astro-ph/9812473>
- . 1999, *Astrophys. J.*, 517, 565, doi: [10.1086/307221](https://doi.org/10.1086/307221)
- Ponder, K. A., Wood-Vasey, W. M., Weyant, A., et al. 2020, arXiv e-prints, arXiv:2006.13803. <https://arxiv.org/abs/2006.13803>
- Poulin, V., Smith, T. L., Karwal, T., & Kamionkowski, M. 2019, *Physical Review Letters*, 122, doi: [10.1103/physrevlett.122.221301](https://doi.org/10.1103/physrevlett.122.221301)
- Ratsimbazafy, A., Loubser, S., Crawford, S., et al. 2017, *Mon. Not. Roy. Astron. Soc.*, 467, 3239, doi: [10.1093/mnras/stx301](https://doi.org/10.1093/mnras/stx301)
- Riess, A. G., Casertano, S., Yuan, W., Macri, L. M., & Scolnic, D. 2019, *ApJ*, 876, 85, doi: [10.3847/1538-4357/ab1422](https://doi.org/10.3847/1538-4357/ab1422)
- Riess, A. G., et al. 1998, *Astron. J.*, 116, 1009, doi: [10.1086/300499](https://doi.org/10.1086/300499)
- Rigault, M., et al. 2013, *Astron. Astrophys.*, 560, A66, doi: [10.1051/0004-6361/201322104](https://doi.org/10.1051/0004-6361/201322104)
- . 2015, *Astrophys. J.*, 802, 20, doi: [10.1088/0004-637X/802/1/20](https://doi.org/10.1088/0004-637X/802/1/20)
- . 2018. <https://arxiv.org/abs/1806.03849>
- Roman, M., et al. 2018, *A&A*, 615, A68, doi: [10.1051/0004-6361/201731425](https://doi.org/10.1051/0004-6361/201731425)
- Rose, B., Rubin, D., Cikota, A., et al. 2020, *Astrophys. J.*, 896, L4, doi: [10.3847/2041-8213/ab94ad](https://doi.org/10.3847/2041-8213/ab94ad)
- Ross, A. J., Samushia, L., Howlett, C., et al. 2015, *Mon. Not. Roy. Astron. Soc.*, 449, 835, doi: [10.1093/mnras/stv154](https://doi.org/10.1093/mnras/stv154)
- Sahlholdt, C. L., Feltzing, S., Lindegren, L., & Church, R. P. 2019, *MNRAS*, 482, 895, doi: [10.1093/mnras/sty2732](https://doi.org/10.1093/mnras/sty2732)
- Schmidt, B. P., et al. 1998, *Astrophys. J.*, 507, 46, doi: [10.1086/306308](https://doi.org/10.1086/306308)
- Scolnic, D. M., et al. 2018, *Astrophys. J.*, 859, 101, doi: [10.3847/1538-4357/aab9bb](https://doi.org/10.3847/1538-4357/aab9bb)
- Simon, J., Verde, L., & Jimenez, R. 2005, *Phys. Rev. D*, 71, 123001, doi: [10.1103/PhysRevD.71.123001](https://doi.org/10.1103/PhysRevD.71.123001)
- Stern, D., Jimenez, R., Verde, L., Kamionkowski, M., & Stanford, S. 2010, *JCAP*, 02, 008, doi: [10.1088/1475-7516/2010/02/008](https://doi.org/10.1088/1475-7516/2010/02/008)
- Sullivan, M., et al. 2010, *Mon. Not. Roy. Astron. Soc.*, 406, 782, doi: [10.1111/j.1365-2966.2010.16731.x](https://doi.org/10.1111/j.1365-2966.2010.16731.x)

Troxel, M. A., et al. 2018, Phys. Rev., D98, 043528,
doi: [10.1103/PhysRevD.98.043528](https://doi.org/10.1103/PhysRevD.98.043528)

Uddin, S. A., et al. 2020, arXiv e-prints, arXiv:2006.15164.
<https://arxiv.org/abs/2006.15164>

VandenBerg, D. A., Bond, H. E., Nelan, E. P., et al. 2014,
ApJ, 792, 110, doi: [10.1088/0004-637X/792/2/110](https://doi.org/10.1088/0004-637X/792/2/110)

Wong, K. C., et al. 2019. <https://arxiv.org/abs/1907.04869>

Zhang, C., Zhang, H., Yuan, S., Zhang, T.-J., & Sun, Y.-C.
2014, Res. Astron. Astrophys., 14, 1221,
doi: [10.1088/1674-4527/14/10/002](https://doi.org/10.1088/1674-4527/14/10/002)