

# Discretized quantum adiabatic process for free fermions and comparison with the imaginary-time evolution

Tomonori Shirakawa,<sup>1</sup> Kazuhiro Seki,<sup>2</sup> and Seiji Yunoki<sup>1, 2, 3</sup>

<sup>1</sup>*Computational Materials Science Research Team,  
RIKEN Center for Computational Science (R-CCS), Kobe, Hyogo 650-0047, Japan*

<sup>2</sup>*Computational Quantum Matter Research Team,  
RIKEN Center for Emergent Matter Science (CEMS), Wako, Saitama 351-0198, Japan*

<sup>3</sup>*Computational Condensed Matter Physics Laboratory,  
RIKEN Cluster for Pioneering Research (CPR), Saitama 351-0198, Japan*

(Dated: January 6, 2021)

Motivated by recent progress of quantum technologies making small-scale programmable quantum computing possible, here we study a discretized quantum adiabatic process for a one-dimensional free-fermion system described by a variational wave function, i.e., a parametrized quantum circuit. The wave function is composed of  $M$  layers of two elementary sets of time-evolution operators, each set being decomposed into commutable local operators acting on neighboring sites. The evolution time of each time-evolution operator is treated as a variational parameter so as to minimize the expectation value of the energy. We show that the exact ground state is reached by applying the layers of time-evolution operators as many as a quarter of the system size, implying that at least in this case, the state is exactly prepared in a quantum circuit with linear depth. This is the minimum number  $M_B$  of layers set by the limit of speed, i.e., the Lieb-Robinson bound, for propagating quantum entanglement via the local time-evolution operators. Indeed, we show the mutual information of the variational wave function that reveals a causality-cone like structure in the propagation of quantum entanglement. Quantities such as the energy  $E$  and the entanglement entropy  $S$  of the optimized variational wave function with the number  $M$  of layers less than  $M_B$  are independent of the system size  $L$  but fall into some universal functions of  $M$ , indicating that the entanglement generated in this variational ansatz with a finite  $M$  is bounded, as in the case of the matrix product states with a finite bond dimension. Furthermore, in this case, we find that these two quantities behaves asymptotically as  $E/L - \varepsilon_\infty \sim M^{-2}$  ( $\varepsilon_\infty$ : the exact ground-state energy per site in the thermodynamic limit) and  $S \approx \frac{1}{3} \ln M$ . The development of the entanglement in the variational ansatz through the discretized quantum adiabatic process is further manifested in the progressive propagation of single-particle orbitals in the variational wave function. We also find that the optimized variational parameters converge systematically to a smooth function of the discretized time, which provides the optimum scheduling function in the quantum adiabatic process, with the effective total evolution time of the variational ansatz to the exact ground state being proportional to the system size  $L$ . This is a drastic improvement as compared to the evolution time proportional to  $L^2$  for the continuous-time quantum adiabatic process with a linear scheduling, and is attributed to diabaticity of the discretized quantum adiabatic process represented in the variational ansatz. Finally, we investigate the imaginary-time evolution counterpart of this variational wave function, where the causality relation is absent due to the non-unitarity of the imaginary-time evolution operators, and thus the norm of the wave function is no longer conserved. We find that the convergence to the exact ground state is exponentially fast, despite that the system is at the critical point, suggesting that implementation of the non-unitary imaginary-time evolution in a quantum circuit is highly promising to further shallow the circuit depth, provided that the local non-unitary operators are represented with a reasonable amount of unitary operators.

## CONTENTS

		A. Convergence of ground state energy	10
		B. Time-evolution of single-particle orbitals	11
I. Introduction	2	C. Entanglement entropy	14
		D. Mutual information	16
		E. Optimized variational parameters	17
II. Model and method	3	IV. Imaginary-time evolution: comparison with the DQAP ansatz	20
A. Model	4		
B. Variational ansatz based on a discretized quantum adiabatic process	4	V. Summary and discussion	24
C. Useful properties of the DQAP ansatz for free fermions	7		
D. Optimization method	7	Acknowledgement	25
E. Entanglement entropy for free fermions	9		
III. Numerical Results	10	A. Derivation for the free-fermion formulas	25

B. Robustness of optimization	26
C. Boundary contribution to entanglement entropy	27
D. Evolution time in a continuous-time quantum adiabatic process	29
E. Optimum scheduling by quantum adiabatic brachistochrone	31
References	32

## I. INTRODUCTION

Currently realized and near-future expected quantum computing devices, called noisy intermediate-scale quantum (NISQ) devices [1], suffer various noise due to the poor gate fidelity and short coherent time so that the number of quantum gates as well as qubits reliably available in quantum devices is severely limited. Therefore, it is highly desirable to find quantum algorithms working efficiently on such a limited condition. One of the great challenges in quantum computing is to demonstrate quantum supremacy for practical calculations in quantum devices that can outperform the classical counterparts [1–3].

Quantum simulations of quantum many-body systems, such as the Hubbard model and quantum chemistry systems, have been anticipated to be the most promising application for quantum computers [4]. One of the prominent algorithms specially in the NISQ era is the variational quantum eigensolver (VQE) [5, 6], a quantum-classical hybrid algorithm, in which a variational wave function describing a quantum state is represented by a quantum circuit composed of parametrized quantum gates. In the VQE, the energy and often the derivatives of the energy with respect to the variational parameters are estimated on quantum computers and these quantities are used to optimize the variational wave function by minimizing the variational energy on classical computers.

In this regard, it has been pointed out that the barren plateau phenomena occurs as a potentially serious issue in the VQE method [7]: If a random circuit is used, the derivatives of a VQE wave function with respect to the parameters vanish as the number of qubits as well as quantum gates increases. Although this might not necessarily occur in general for any parametrized circuit, it is rather preferable to find a suitable circuit structure and reduce the number of parametrized gates necessary for representing a particular quantum state.

There have been several schemes proposed to improve and go beyond the plain VQE algorithm for quantum simulations of quantum many-body systems on NISQ devices. One of the strategies is to systematically reduce the number of variational parameters in a parametrized quantum circuit, keeping the accuracy of the variational wave function. For example, the adaptive derivative-assembled pseudo-Trotter ansatz variational quantum

eigensolver (ADAPT-VQE) [8] employs the unitary coupled cluster ansatz with generalized single and double excitations from a single Slater determinant reference, but the parametrized quantum gates are additively selected, one at each iteration, in the collection of one- and two-body operator pools by searching the appropriate gate that gives the largest gradient, and hence the optimization is performed only for the selectively accumulated quantum gates. In a symmetry-adapted VQE scheme, the symmetry of the Hamiltonian is imposed in the variational wave function to reduce the number of parametrized gates at the expense of introducing a non-unitary projection operator that is treated partly as post-processing on classical computers [9]. A non-orthogonal VQE scheme is a multireference version of the VQE algorithm where a generalized eigenvalue problem in a subspace spanned by a collection of the parametrized variational wave functions is solved, in addition to optimizing the variational parameters [10]. A similar idea of expanding a quantum subspace within the VQE scheme is also proposed in Refs. [11–14].

Another strategy is to employ the imaginary-time evolution that is non-unitary. Recently, Motta *et al.* proposed a quantum imaginary-time evolution (QITE) algorithm [15], in which a local infinitesimally small imaginary-time evolution operator, including the normalization factor of the imaginary-time evolved quantum state, is mapped to a non-local unitary real-time evolution operator by solving a linear system of equations on classical computers to properly parametrize the non-local unitary operator that approximately reproduces the local non-unitary imaginary-time evolution operator [15–18]. Note that the parameters in a non-local unitary operator here are determined by solving a linear system of equations, not by optimizing a cost function as in the VQE scheme. It is also interesting to note that in Ref. [15] they used the QITE algorithm to expand a quantum subspace by constructing non-orthogonal Krylov-subspace basis states and proposed a quantum version of a Lanczos-like algorithm. In this regard, an imaginary-time evolution is not necessarily required to generate a Krylov subspace, as demonstrated in Refs. [19, 20] by using a real-time evolution. Very recently, a quantum version of the power method is proposed to generate a Krylov subspace [21].

Considering applications for the NISQ devices, it is crucial to find a way, based on some guiding principle, of designing a quantum circuit ansatz, ideally with linear depth or less, that can efficiently represent a quantum state of interest. It is easily shown mathematically that the imaginary-time evolution can yield the exact solution of a ground state in the limit of long-time evolution, provided that the imaginary-time evolution is treated exactly. The Lanczos method also guarantees to converge to a ground state with a desired accuracy as the dimension of a Krylov subspace is increased. Although these methods are well established classically, their quantum versions are still under development, as described above. There have been various circuit ansatzes proposed in the

VQE scheme such as a unitary coupled cluster ansatz for mostly quantum chemistry application [5, 6, 22, 23] and a hardware efficient ansatz [24]. These ansatzes can represent any quantum state, in principle, by increasing the number of gates and thus the circuit depth [25], and have been implemented in the NISQ devices with success particularly for small molecules [24, 26–28].

Here, in this paper, we shall focus on a circuit ansatz realized by discretizing a quantum adiabatic process from an initial product state to a final state corresponding to a ground state of a Hamiltonian to be solved [29–32]. This is inspired by the quantum approximate optimization algorithm (QAOA) for combinatorial optimization problems that are represented as an Ising model [33]. In this paper, this circuit ansatz is called a discretized quantum adiabatic process (DQAP) ansatz. An advantage of a DQAP ansatz is the fact that a circuit constructed by the DQAP can yield the exact ground state without any parametrization in the continuous circuit limit because of the quantum adiabatic theorem [34–37]. However, the convergence of a DQAP ansatz with the finite number of discretization steps is unknown, in general, and this is the main issue addressed in this paper.

We thereby study a DQAP ansatz for free fermions on a one-dimensional lattice at half filling. This is an ideal system to analyze a DQAP ansatz because a quantum state evolved by the DQAP with an initial state described by a single Slater determinant state can still be described by a single Slater determinant state, and therefore one can keep track of each occupied single-particle orbital in the Slater determinant state during the DQAP. In the DQAP ansatz considered here, we first prepare as the initial state a product state of local bonding states formed on neighboring sites, which can be described by a single Slater determinant state. We then let the state evolve forward via the DQAP by repeatedly applying layers of two elementary sets of local time-evolution operators (see Fig. 1), where the evolution time in each layer of the time-evolution operators is treated as a variational parameter so as to minimize the variational energy. We examine how the state described by the DQAP ansatz evolves with increasing the number  $M$  of layers by monitoring the variational energy, single-particle orbitals in the Slater determinant state, the entanglement entropy, and the mutual information.

We find that the exact ground state is attained by applying the layers of time-evolution operators as many as a quarter of the system size, which is the minimum number  $M_B$  of layers necessary to entangle the entire system by the local time-evolution operators, corresponding to the Lieb-Robinson bound for the propagation of quantum information [38]. In contrast, the DQAP ansatz with the number  $M$  of layers less than  $M_B$ , thus not describing the exact ground state, represents another series of quantum states in that physical quantities such as the energy and the entanglement entropy evaluated for these states are independent of the system size but scale with  $M$ , which indicates that the entanglement carried by the

DQAP ansatz with a finite number of layers is bounded, as in the case of the matrix product states with a finite bond dimension [39, 40]. We also find that the optimized variational parameters in the DQAP ansatz converge systematically to a smooth function of the discretized time, which thus provides the optimized scheduling function for the quantum adiabatic process. Furthermore, we show that the effective total evolution time of the optimized DQAP ansatz with  $M_B$  layers of the local time-evolution operators, thus representing the exact ground state, is proportional to the system size  $L$ . This is in sharp contrast to the case of the continuous-time quantum adiabatic process with a linear scheduling, where the total evolution time necessary to reach the exact ground state with a given accuracy is proportional to  $L^2$ . Indeed, we find that the intermediate states in the DQAP ansatz cannot represent the ground state of the instantaneous Hamiltonian, suggesting that diabaticity of the transition processes in the DQAP ansatz is essential for the quadratic speedup of the total evolution time. For comparison, we also investigate the imaginary-time evolution of the DQAP ansatz, which can still be described by a single Slater determinant state. We find that the convergence to the ground state is exponentially fast with respect to the number of layers of the local imaginary-time evolution operators [41], despite that the system is at the critical point where the one-particle density matrix decays algebraically with distance.

The rest of this paper is organized as follows. We first describe the free-fermion model and establish the notation used throughout this paper in Sec. II A, and introduce the DQAP ansatz in Sec. II B. We then provide the analytical formulas for various quantities such as the one-particle density matrix, entanglement entropy, and mutual information, and also explain the optimization method in Secs. II C–II E. The numerical results for the DQAP ansatz are given in Sec. III and these results are compared with those for the imaginary-time counterpart in Sec. IV. We then conclude the paper with a brief discussion in Sec. V. To make our paper self-contained, the details of the derivation for the free-fermion formulas are provided in Appendix A. The numerical details of the optimized parameters are discussed in Appendix B and details of the entanglement entropy with respect to the one-particle density matrix are explained in Appendix C. The continuous-time quantum adiabatic process with a linear scheduling is analyzed in Appendix D and a geometrically optimal scheduling derived by the quantum adiabatic brachistochrone (QAB) is discussed in Appendix E. Throughout the paper, we set the reduced Planck’s constant  $\hbar = 1$ .

## II. MODEL AND METHOD

In this section, we first define the free-fermion model with matrix notation in Sec. II A, and introduce a DQAP to construct a variational ansatz in Sec. II B. We then

summarize the analytical formulas for the variational ansatz in the free-fermion case in Sec. II C. The optimization method to optimize the variational parameters is described in Sec. II D. To discuss the entanglement property, we also derive the analytical formulas of the reduced density matrix, entanglement entropy, and mutual information for a free-fermion wave function in Sec. II E.

### A. Model

The free-fermion system considered in this paper is described by the following Hamiltonian:

$$\hat{\mathcal{H}} = \sum_{x=1}^L \sum_{x'=1}^L t_{xx'} \hat{c}_x^\dagger \hat{c}_{x'}, \quad (1)$$

where  $\hat{c}_x$  ( $\hat{c}_x^\dagger$ ) denotes the annihilation (creation) operator of a fermion at site  $x \in \{1, 2, \dots, L\}$ . For convenience, we represent the Hamiltonian in Eq. (1) as

$$\hat{\mathcal{H}} = \hat{c}^\dagger \mathbf{T} \hat{c}, \quad (2)$$

where  $\hat{c}^\dagger$  ( $\hat{c}$ ) is an  $L$ -dimensional row (column) vector of the fermion operators given by

$$\hat{c}^\dagger = (\hat{c}_1^\dagger \ \hat{c}_2^\dagger \ \dots \ \hat{c}_L^\dagger), \quad \hat{c} = \begin{pmatrix} \hat{c}_1 \\ \hat{c}_2 \\ \vdots \\ \hat{c}_L \end{pmatrix}, \quad (3)$$

and  $\mathbf{T}$  is an  $L \times L$  matrix whose elements are given by  $[\mathbf{T}]_{xx'} = t_{xx'}$ .

Let  $\mathbf{U}$  be an  $L \times L$  unitary matrix that diagonalizes the matrix  $\mathbf{T}$  as

$$\mathbf{U}^\dagger \mathbf{T} \mathbf{U} = \mathbf{E}, \quad (4)$$

where  $\mathbf{E}$  is the  $L \times L$  diagonal matrix whose diagonal elements are the eigenvalues of  $\mathbf{T}$ :  $\mathbf{E} = \text{diag}(E_1, E_2, \dots, E_L)$ . Here, we assume  $E_n$  ( $n = 1, 2, \dots, L$ ) in ascending order, i.e.,  $E_1 \leq E_2 \leq \dots \leq E_L$ . Using the unitary matrix  $\mathbf{U}$ , one can define the new fermion operators

$$\hat{\mathbf{a}}^\dagger = (\hat{a}_1^\dagger \ \hat{a}_2^\dagger \ \dots \ \hat{a}_L^\dagger), \quad \hat{\mathbf{a}} = \begin{pmatrix} \hat{a}_1 \\ \hat{a}_2 \\ \vdots \\ \hat{a}_L \end{pmatrix} \quad (5)$$

given by

$$\hat{\mathbf{a}}^\dagger = \hat{c}^\dagger \mathbf{U}, \quad \hat{\mathbf{a}} = \mathbf{U}^\dagger \hat{c}, \quad (6)$$

and the Hamiltonian  $\hat{\mathcal{H}}$  in Eq. (1) is represented as

$$\hat{\mathcal{H}} = \hat{\mathbf{a}}^\dagger \mathbf{E} \hat{\mathbf{a}} = \sum_{n=1}^L E_n \hat{a}_n^\dagger \hat{a}_n. \quad (7)$$

The ground state of the Hamiltonian  $\hat{\mathcal{H}}$  with  $N$  fermions is a state with the lowest  $N$  energy levels in Eq. (7) being occupied, i.e.,

$$|\psi\rangle = \prod_{n=1}^N \hat{a}_n^\dagger |0\rangle, \quad (8)$$

where  $|0\rangle$  is the vacuum of fermions. Using the original fermion operator  $\hat{c}^\dagger$ , the ground state in Eq. (8) is now expressed as

$$|\psi\rangle = \prod_{n=1}^N [\hat{c}^\dagger \Psi]_n |0\rangle \quad (9)$$

where  $\Psi$  is an  $L \times N$  matrix obtained by extracting the first  $N$  columns from  $\mathbf{U}$ .  $[\hat{c}^\dagger \Psi]_n$  indicates the  $n$ th element of the  $N$  dimensional row vector  $\hat{c}^\dagger \Psi$ .

It is important to note that the row index  $x$  of  $[\Psi]_{xn}$  indicates the site index while the column index  $n$  is the index labeling the single-particle state with the single-particle energy  $E_n$  obtained by diagonalizing the matrix  $\mathbf{T}$ .  $[\hat{c}^\dagger \Psi]_n$  in Eq. (9) thus corresponds to the  $n$ th single-particle orbital that composes the Slater determinant state of the ground state  $|\psi\rangle$ . Hereafter, we simply refer to the column vectors of  $\Psi$  as single-particle orbitals.

### B. Variational ansatz based on a discretized quantum adiabatic process

The quantum adiabatic process is a quantum process following the quantum adiabatic theorem [34–37], in which a slowly driving system in time from an initial eigenstate, the ground state of Hamiltonian  $\hat{\mathcal{H}}_i$ , stays in the instantaneous eigenstate of the time evolving Hamiltonian  $\hat{\mathcal{H}}(\tau)$  at time  $\tau$  and finally reaches to the ground state of Hamiltonian  $\hat{\mathcal{H}}_f$ . Here the time evolving Hamiltonian  $\hat{\mathcal{H}}(\tau)$  is expressed as

$$\hat{\mathcal{H}}(\tau) = s_i(\tau) \hat{\mathcal{H}}_i + s_f(\tau) \hat{\mathcal{H}}_f, \quad (10)$$

with  $s_i(\tau)$  and  $s_f(\tau)$  being the scheduling functions that are smooth and satisfy the conditions:

$$\begin{aligned} s_i(\tau_i) &= s_f(\tau_f) = 1, \\ s_i(\tau_f) &= s_f(\tau_i) = 0, \end{aligned} \quad (11)$$

where  $\tau_i$  and  $\tau_f$  denote the initial and final times of the process, respectively. The final state  $|\psi(\tau_f)\rangle$  at  $\tau = \tau_f$  after the time evolution is thus given as

$$|\psi(\tau_f)\rangle = \hat{\mathcal{U}}(\tau_f, \tau_i) |\psi_i\rangle, \quad (12)$$

where  $\hat{\mathcal{U}}(\tau, \tau_i)$  is the time-evolution operator obtained by solving the Schrödinger's equation

$$i \frac{\partial}{\partial \tau} \hat{\mathcal{U}}(\tau, \tau_i) = \hat{\mathcal{H}}(\tau) \hat{\mathcal{U}}(\tau, \tau_i), \quad (13)$$

with  $\hat{U}(\tau_f, \tau_i) = 1$  and  $|\psi_i\rangle$  is the ground state of  $\hat{\mathcal{H}}_i$ .

It is well known that for a sufficiently long time  $\tau_f - \tau_i$ , implying a slow driving dynamics, the initial state  $|\psi(\tau_i)\rangle = |\psi_i\rangle$  is adiabatically transformed into the ground state of the final Hamiltonian  $\hat{\mathcal{H}}_f$  through this adiabatic process if there is a finite energy gap between the ground state and the excited states of  $\hat{\mathcal{H}}(\tau)$  for all  $\tau$  [42, 43]. A quantum adiabatic process is a real-time dynamics governed by the unitary time-evolution operator in Eq. (12). This should be contrasted with the case of the imaginary-time evolution where the imaginary-time evolution operator is no longer unitary. Since all operations in quantum computers are composed of unitary gate operations, a quantum adiabatic process would be a natural principle to follow in constructing a circuit ansatz for obtaining a ground state of a Hamiltonian in a quantum circuit.

We shall now consider the case where the final Hamiltonian  $\hat{\mathcal{H}}_f$  in Eq. (10) is composed of a set of terms  $\hat{\mathcal{V}}_p$  ( $p = 1, 2, \dots, P$ ),

$$\hat{\mathcal{H}}_f = \sum_{p=1}^P \hat{\mathcal{V}}_p, \quad (14)$$

such that, in general,  $[\hat{\mathcal{V}}_p, \hat{\mathcal{V}}_{p'}] \neq 0$  when  $p \neq p'$ . Here, we assume that each  $\hat{\mathcal{V}}_p$  consists of a set of operators

$$\hat{\mathcal{V}}_p = \sum_{q=1}^{Q_p} \hat{\mathcal{O}}_q^{(p)}, \quad (15)$$

where all operators  $\hat{\mathcal{O}}_q^{(p)}$  commute with each other for given  $p$ :

$$[\hat{\mathcal{O}}_q^{(p)}, \hat{\mathcal{O}}_{q'}^{(p)}] = 0. \quad (16)$$

In addition, we assume that the initial Hamiltonian  $\hat{\mathcal{H}}_i$  in Eq. (10) is given by one of  $\hat{\mathcal{V}}_p$ 's in  $\hat{\mathcal{H}}_f$  and here we consider

$$\hat{\mathcal{H}}_i = \hat{\mathcal{V}}_1. \quad (17)$$

Then, the time-evolution operator is written in the following form:

$$\begin{aligned} \hat{U}(\tau_f, \tau_i) &= T_\tau e^{-i \int_{\tau_i}^{\tau_f} \hat{\mathcal{H}}(\tau) d\tau} \\ &= \lim_{M \rightarrow \infty} \prod_{m=M}^1 \hat{U}_d(\boldsymbol{\theta}_m) \\ &= \lim_{M \rightarrow \infty} \hat{U}_d(\boldsymbol{\theta}_M) \hat{U}_d(\boldsymbol{\theta}_{M-1}) \cdots \hat{U}_d(\boldsymbol{\theta}_1), \end{aligned} \quad (18)$$

with

$$\begin{aligned} \hat{U}_d(\boldsymbol{\theta}_m) &= \prod_{p=1}^P e^{-i\theta_p^{(m)} \hat{\mathcal{V}}_p} \\ &= e^{-i\theta_1^{(m)} \hat{\mathcal{V}}_1} e^{-i\theta_2^{(m)} \hat{\mathcal{V}}_2} \cdots e^{-i\theta_P^{(m)} \hat{\mathcal{V}}_P}, \end{aligned} \quad (19)$$

where  $\boldsymbol{\theta}_m = \{\theta_p^{(m)}\}_{p=1}^P$  should be chosen as

$$\theta_p^{(m)} = \begin{cases} [s_i(\tau_m) + s_f(\tau_m)] \delta\tau & \text{for } p = 1 \\ s_f(\tau_m) \delta\tau & \text{for } p \neq 1, \end{cases} \quad (20)$$

with

$$\delta\tau = (\tau_f - \tau_i)/M, \quad (21)$$

$$\tau_m = \tau_i + m\delta\tau, \quad (22)$$

to reproduce  $\hat{U}(\tau_f, \tau_i)$  in the limit of  $M \rightarrow \infty$ . This is the most naive discretization procedure of time in the time-evolution operator  $\hat{U}(\tau_f, \tau_i)$  and the ground state of  $\hat{\mathcal{H}}_f$  is obtained by operating  $\hat{U}(\tau_f, \tau_i)$  to the initial state  $|\psi_i\rangle$  as in Eq. (12).

The simplest scheduling functions  $s_i(\tau)$  and  $s_f(\tau)$  that satisfy the conditions given in Eqs. (11) are a linear scheduling, i.e.,

$$\begin{aligned} s_i(\tau) &= 1 - \frac{\tau - \tau_i}{T}, \\ s_f(\tau) &= \frac{\tau - \tau_i}{T}, \end{aligned} \quad (23)$$

where  $T = \tau_f - \tau_i$  [43, 44]. In this case,

$$\theta_p^{(m)} = \begin{cases} \delta\tau & \text{for } p = 1 \\ \frac{m}{M} \delta\tau & \text{for } p \neq 1. \end{cases} \quad (24)$$

Inspired by the quantum adiabatic process described above, here we instead consider, as a variational ansatz for the ground state of  $\hat{\mathcal{H}}_f$ , the following state with a finite value of  $M$ :

$$\begin{aligned} |\psi_M(\boldsymbol{\theta})\rangle &= \prod_{m=M}^1 \hat{U}_d(\boldsymbol{\theta}_m) |\psi_i\rangle \\ &= \hat{U}_d(\boldsymbol{\theta}_M) \hat{U}_d(\boldsymbol{\theta}_{M-1}) \cdots \hat{U}_d(\boldsymbol{\theta}_1) |\psi_i\rangle, \end{aligned} \quad (25)$$

where  $\boldsymbol{\theta} = \{\boldsymbol{\theta}_m\}_{m=1}^M$  are assumed to be variational parameters determined by minimizing the variational energy. This variational state  $|\psi_M(\boldsymbol{\theta})\rangle$  in Eq. (25) is referred to as a DQAP ansatz.

Let us now illustrate the DQAP ansatz for the free-fermion system given in Eq. (1). For simplicity, we assume that the system is one dimensional and the final Hamiltonian  $\hat{\mathcal{H}}_f$  is given by

$$\hat{\mathcal{H}}_f = -t \sum_{x=1}^{L-1} (\hat{c}_{x+1}^\dagger \hat{c}_x + \hat{c}_x^\dagger \hat{c}_{x+1}) - t\gamma (\hat{c}_1^\dagger \hat{c}_L + \hat{c}_L^\dagger \hat{c}_1), \quad (26)$$

where  $\gamma$  sets the boundary conditions:  $\gamma = 1$  for the periodic boundary conditions (PBCs) and  $\gamma = -1$  for the anti-periodic boundary conditions (APBCs). We also assume that the number  $L$  of sites is even and the number  $N$  of fermions is at half filling, i.e.,  $N = L/2$ . In what follows, we set  $t = 1$  as a unit of the energy.

For this system,  $\hat{\mathcal{V}}_p$  ( $p = 1, 2$ ) is given by

$$\hat{\mathcal{V}}_1 = -t \sum_{x=1}^{L/2} (\hat{c}_{2x}^\dagger \hat{c}_{2x-1} + \hat{c}_{2x-1}^\dagger \hat{c}_{2x}) \quad (27)$$

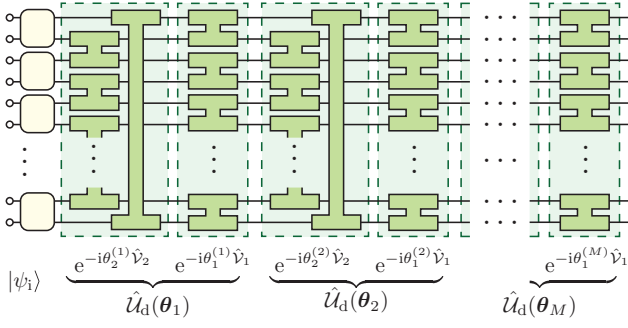


FIG. 1. Schematic representation of the discretized quantum adiabatic process (DQAP) ansatz  $|\psi_M(\theta)\rangle$ , defined in Eq. (31), for the one-dimensional free-fermion system. Horizontal black solid lines indicate the local quantum states at sites  $x$  (i.e., qubits). Green blocks denote the local time-evolution operators of the form  $\exp[i\theta t(\hat{c}_x^\dagger \hat{c}_{x'} + \hat{c}_x^\dagger \hat{c}_x)]$ . The boundary terms (blocks connecting the top and bottom black solid lines) involve generally non-local operations in the qubit representation. However, they can be eliminated for the special cases discussed in the text. The initial state  $|\psi_i\rangle$  is given in Eq. (29). Light yellow squares indicate the local bonding states  $(\hat{c}_{2x-1}^\dagger + \hat{c}_{2x}^\dagger)|0\rangle/\sqrt{2}$ .

and

$$\hat{V}_2 = -t \sum_{x=1}^{L/2-1} (\hat{c}_{2x+1}^\dagger \hat{c}_{2x} + \hat{c}_{2x}^\dagger \hat{c}_{2x+1}) - t\gamma(\hat{c}_1^\dagger \hat{c}_L + \hat{c}_L^\dagger \hat{c}_1). \quad (28)$$

The initial state  $|\psi_i\rangle$  is the ground state of  $\hat{V}_1$  given by

$$|\psi_i\rangle = \prod_{x=1}^{L/2} \frac{1}{\sqrt{2}} (\hat{c}_{2x-1}^\dagger + \hat{c}_{2x}^\dagger) |0\rangle. \quad (29)$$

Here, the state

$$\frac{1}{\sqrt{2}} (\hat{c}_{2x-1}^\dagger + \hat{c}_{2x}^\dagger) |0\rangle \quad (30)$$

is the local bonding state formed between sites  $2x-1$  and  $2x$ . The form of Eq. (29) suggests that the initial state  $|\psi_i\rangle$  is a product state of local states, as is expected from the assumption in Eq. (15). Using Eqs. (27)–(29), the DQAP ansatz is written as

$$|\psi_M(\theta)\rangle = \prod_{m=M}^1 (e^{-i\theta_1^{(m)} \hat{V}_1} e^{-i\theta_2^{(m)} \hat{V}_2}) |\psi_i\rangle. \quad (31)$$

The schematic representation of this state is shown in Fig. 1.

We shall now discuss how this DQAP ansatz can be described in the qubit representation for quantum computing. First of all, a fermion system can always be

mapped in the qubit representation through, e.g, the Jordan-Wigner transformation [45],

$$\begin{aligned} \hat{c}_x^\dagger &= \hat{\sigma}_x^+ \hat{K}(x) \\ \hat{c}_x &= \hat{K}^\dagger(x) \hat{\sigma}_x^- \end{aligned} \quad (32)$$

where

$$\hat{K}(x) = e^{-i\frac{\pi}{2} \sum_{x' < x} (\hat{Z}_{x'} + 1)}, \quad (33)$$

$\hat{\sigma}_x^\pm = (\hat{X}_x \pm i\hat{Y}_x)/2$ , and  $\{\hat{X}_x, \hat{Y}_x, \hat{Z}_x\}$  are the Pauli operators (i.e., gates) at qubit  $x$ . Notice that  $[\hat{\sigma}_x^\pm, \hat{K}^\dagger(x)] = 0$  and from Eq. (32)  $\hat{c}_x^\dagger \hat{c}_x = \frac{1}{2}(\hat{Z}_x + 1)$ . With this transformation, any local fermion operator acting up to nearest-neighbor sites in a one-dimensional system can be represented by Pauli operators without introducing the sign factors due to the Jordan-Wigner string  $\hat{K}(x)$ , suggesting that the fermion representation is trivially equivalent to the qubit representation, except for the boundary terms. Indeed, the sign factors at the boundary are also canceled if an APBC (PBC) is imposed when  $N$  is even (odd).

In this case, the one-dimensional free-fermion system in Eq. (26) under both PBCs and APBCs is mapped onto the spin-1/2 XY model,

$$\hat{\mathcal{H}}_{\text{spin}} = -t \sum_{x=1}^L (\hat{\sigma}_{x+1}^+ \hat{\sigma}_x^- + \hat{\sigma}_{x+1}^- \hat{\sigma}_x^+), \quad (34)$$

with  $\hat{\sigma}_{L+1}^\pm = \hat{\sigma}_1^\pm$  (i.e., PBCs). Here,  $\hat{\sigma}_x^+$  ( $\hat{\sigma}_x^-$ ) represents the local operator to flip the qubit state from  $|1\rangle_x$  ( $|0\rangle_x$ ) to  $|0\rangle_x$  ( $|1\rangle_x$ ), but not the other way around, where  $|\sigma\rangle_x$  ( $\sigma = 0, 1$ ) denotes the local state at qubit  $x$  in the Pauli  $z$  basis. As shown in Fig. 2(a), the local time-evolution operator  $\exp[i\theta t(\hat{\sigma}_x^+ \hat{\sigma}_{x'}^- + \hat{\sigma}_{x'}^- \hat{\sigma}_x^+)]$  can be implemented in a quantum circuit [46–48]. It should also be noted that the condition of  $N$  being even (odd) for APBCs (PBCs) corresponds to the closed shell condition in the free-fermion system.

With the Jordan-Wigner transformation, the fermion vacuum state  $|0\rangle$  is mapped to  $\prod_{x=1}^L |1\rangle_x$ , and therefore the initial state  $|\psi_i\rangle$  in Eq. (29) can be mapped in the qubit representation onto

$$\prod_{x=1}^{L/2} \frac{1}{\sqrt{2}} (|0\rangle_{2x-1} |1\rangle_{2x} + |1\rangle_{2x-1} |0\rangle_{2x}), \quad (35)$$

i.e., a product state of spin-triplet states. As shown in Fig. 2(b), each spin-triplet state  $\frac{1}{\sqrt{2}}(|0\rangle_{2x-1} |1\rangle_{2x} + |1\rangle_{2x-1} |0\rangle_{2x})$  can be generated as

$$\hat{C}_{2x-1}(\hat{X}_{2x}) \hat{H}_{2x-1} \hat{X}_{2x} |0\rangle_{2x-1} |0\rangle_{2x}. \quad (36)$$

Here,  $\hat{C}_x(\hat{X}_{x'})$  denotes the control-NOT gate acting on qubit  $x'$  with the control qubit at qubit  $x$ , and  $\hat{H}_x$  indicates the Hadamard gate acting on qubit  $x$ .

Finally, we briefly note that for a more general fermion system in higher spatial dimensions with a long-range

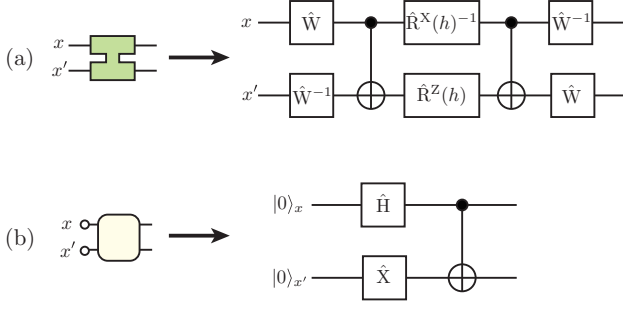


FIG. 2. (a) Quantum circuit representing the local time-evolution operator  $\exp[i\theta t(\hat{\sigma}_x^+ \hat{\sigma}_{x'}^- + \hat{\sigma}_{x'}^- \hat{\sigma}_x^+)]$ , composed of two CNOT gates and six single-qubit unitary gates.  $\hat{W} = e^{i\pi\hat{X}/4}$ ,  $\hat{R}^X(h) = e^{-ih\hat{X}}$ , and  $\hat{R}^Z(h) = e^{-ih\hat{Z}}$  with  $h = \theta t$ . In the control-NOT gate  $\hat{C}_x(\hat{X}_{x'})$ , a black circle denotes the control qubit and an open plus circle indicates the  $\hat{X}$  operation. (b) Preparation of the initial bonding state in a quantum circuit.

hopping, the phase factors due to the Jordan-Wigner strings cannot be canceled and yield many-body interactions in the qubit representation. In principle, these many-body interactions can be treated as two-qubit operations by using, for example, the perturbative gadgets [49]. However, these techniques introduce additional sources of errors. Therefore, we leave the general cases for a future study and focus here on the one-dimensional system.

### C. Useful properties of the DQAP ansatz for free fermions

The DQAP ansatz for the free-fermion system introduced in the previous section generally has the following form:

$$|\psi(\boldsymbol{\theta})\rangle = \prod_{k=K}^1 e^{-i\hat{\mathcal{W}}_k \theta_k} |\psi_0\rangle = e^{-i\hat{\mathcal{W}}_K \theta_K} \dots e^{-i\hat{\mathcal{W}}_2 \theta_2} e^{-i\hat{\mathcal{W}}_1 \theta_1} |\psi_0\rangle, \quad (37)$$

where  $\hat{\mathcal{W}}_k$  ( $k = 1, 2, \dots, K$ ) is a Hermitian single-particle operator given by

$$\hat{\mathcal{W}}_k = \hat{c}^\dagger \mathbf{W}_k \hat{c}, \quad (38)$$

and  $|\psi_0\rangle$  is a ground state of an  $N$ -fermion system defined by the following single-particle Hamiltonian:

$$\hat{\mathcal{W}}_0 = \hat{c}^\dagger \mathbf{W}_0 \hat{c}, \quad (39)$$

thus representing a Slater determinant state of  $N$  fermions. We can now easily show that  $|\psi(\boldsymbol{\theta})\rangle$  in Eq. (37) is more compactly written as

$$|\psi(\boldsymbol{\theta})\rangle = \prod_{n=1}^N [\hat{c}^\dagger \boldsymbol{\Psi}_K]_n |0\rangle, \quad (40)$$

where

$$\boldsymbol{\Psi}_K = \prod_{k=K}^1 e^{-i\theta_k \mathbf{W}_k} \boldsymbol{\Psi}_0, \quad (41)$$

and  $\boldsymbol{\Psi}_0$  is an  $L \times N$  matrix such that the  $n$ th column of  $\boldsymbol{\Psi}_0$  is the eigenstate of  $\mathbf{W}_0$  with the  $n$ th lowest eigenvalue. The derivation of Eq. (40) is given in Appendix A. Equations (40) and (41) imply that a state initially prepared as a single Slater determinant state evolves in time, realized by repeatedly applying the unitary time-evolution operators, into a state that can still be represented as a single Slater determinant state. Therefore, we can even discuss the time evolution of each constituent single-particle orbital in the Slater determinant state.

It is also readily shown that the overlap between two  $N$ -fermion states  $|\psi\rangle$  and  $|\phi\rangle$  is calculated as

$$\langle \psi | \phi \rangle = \det[\boldsymbol{\Psi}^\dagger \boldsymbol{\Phi}], \quad (42)$$

where  $|\psi\rangle$  is an  $N$ -fermion state given in Eq. (9) but for any  $\boldsymbol{\Psi}$  and

$$|\phi\rangle = \prod_{n=1}^N [\hat{c}^\dagger \boldsymbol{\Phi}]_n |0\rangle \quad (43)$$

with  $\boldsymbol{\Phi}$  being an  $L \times N$  matrix. We can also show the following useful formula:

$$\begin{aligned} \mathcal{G}_{xx'} &= \frac{\langle \psi | \hat{c}_x^\dagger \hat{c}_{x'} | \phi \rangle}{\langle \psi | \phi \rangle} = \text{tr}[\boldsymbol{\Phi}(\boldsymbol{\Psi}^\dagger \boldsymbol{\Phi})^{-1} \boldsymbol{\Psi}^\dagger \boldsymbol{\delta}_{xx'}] \\ &= [\boldsymbol{\Phi}(\boldsymbol{\Psi}^\dagger \boldsymbol{\Phi})^{-1} \boldsymbol{\Psi}^\dagger]_{x'x}, \end{aligned} \quad (44)$$

where  $\text{tr}[\mathbf{A}]$  indicates the trace of a matrix  $\mathbf{A}$  and  $\boldsymbol{\delta}_{xx'}$  is an  $L \times L$  matrix whose elements are given by  $[\boldsymbol{\delta}_{xx'}]_{x_1 x_2} = \delta_{x x_1} \delta_{x' x_2}$ . We can furthermore derive that, for example,

$$\frac{\langle \psi | \hat{c}_x^\dagger \hat{c}_y^\dagger \hat{c}_{y'} \hat{c}_{x'} | \phi \rangle}{\langle \psi | \phi \rangle} = \mathcal{G}_{xx'} \mathcal{G}_{yy'} - \mathcal{G}_{xy'} \mathcal{G}_{yx'}, \quad (45)$$

which is simply the Wick's theorem.

### D. Optimization method

In this paper, we employ the natural gradient method to optimize the variational parameters in the variational wave function. Here we briefly summarize this optimization method for the DQAP ansatz.

The natural gradient method was originally introduced in the context of machine learning [50, 51]. However, essentially the same method has also been independently proposed to optimize a many-body variational wave function [52] and has been successfully applied to various systems in quantum chemistry and condensed-matter physics [53, 54]. This method has also been proposed recently in the context of quantum computing as a way to optimize a parametrized quantum circuit [55] and is nicely summarized in Ref. [56].

It is now well known that there are several ways to derive this optimization method [57]. A simple way is the formulation based on an infinitesimal imaginary-time evolution in the variational parameter space. In this case, we determine the new variational parameters  $\boldsymbol{\theta}_{\text{new}} = \boldsymbol{\theta} + \delta\boldsymbol{\theta}$  so as to satisfy

$$|\psi(\boldsymbol{\theta} + \delta\boldsymbol{\theta})\rangle \propto (1 - \delta\beta\hat{\mathcal{H}})|\psi(\boldsymbol{\theta})\rangle, \quad (46)$$

where  $|\psi(\boldsymbol{\theta})\rangle$  is given in Eq. (37) with  $K$  variational parameters  $\boldsymbol{\theta} = \{\theta_1, \theta_2, \dots, \theta_K\}$ ,  $\hat{\mathcal{H}}$  is the Hamiltonian to be solved, in our case, given in Eq. (1), and  $\delta\beta$  is an infinitesimal real number. Assuming that the variational parameters are all real,  $\delta\boldsymbol{\theta}$  is then determined as

$$\delta\boldsymbol{\theta} = \underset{\delta\boldsymbol{\theta}}{\operatorname{argmin}} \left[ d^2(|\psi(\boldsymbol{\theta} + \delta\boldsymbol{\theta})\rangle, (1 - \delta\beta\hat{\mathcal{H}})|\psi(\boldsymbol{\theta})\rangle) \right], \quad (47)$$

where  $d(|\psi\rangle, |\phi\rangle)$  is a distance between two quantum states  $|\psi\rangle$  and  $|\phi\rangle$  and is given by

$$d^2(|\psi\rangle, |\phi\rangle) = 1 - \frac{\langle\psi|\phi\rangle\langle\phi|\psi\rangle}{\langle\psi|\psi\rangle\langle\phi|\phi\rangle}, \quad (48)$$

i.e., essentially the same as the fidelity, assuming that the two states  $|\psi\rangle$  and  $|\phi\rangle$  are not generally normalized.

Expanding  $d^2(|\psi(\boldsymbol{\theta} + \delta\boldsymbol{\theta})\rangle, (1 - \delta\beta\hat{\mathcal{H}})|\psi(\boldsymbol{\theta})\rangle)$  up to the second order of  $\delta\boldsymbol{\theta}$  and  $\delta\beta$ , we obtain the following quadratic form:

$$\begin{aligned} & d^2(|\psi(\boldsymbol{\theta} + \delta\boldsymbol{\theta})\rangle, (1 - \delta\beta\hat{\mathcal{H}})|\psi(\boldsymbol{\theta})\rangle) \\ & \approx \delta\boldsymbol{\theta}^t \mathbf{S} \delta\boldsymbol{\theta} + \delta\beta(\delta\boldsymbol{\theta}^t \mathbf{f} + \mathbf{f}^\dagger \delta\boldsymbol{\theta}) + \delta\beta^2 \bar{E}^2, \end{aligned} \quad (49)$$

where  $\delta\boldsymbol{\theta}$  on the right hand side is a  $K$ -dimensional column vector with the  $k$ th element being  $\delta\theta_k$ ,  $\mathbf{S}$  is a  $K \times K$  matrix given by

$$\begin{aligned} [\mathbf{S}]_{kk'} &= \frac{\langle\partial_k\psi(\boldsymbol{\theta})|\partial_{k'}\psi(\boldsymbol{\theta})\rangle}{\langle\psi(\boldsymbol{\theta})|\psi(\boldsymbol{\theta})\rangle} \\ & - \frac{\langle\partial_k\psi(\boldsymbol{\theta})|\psi(\boldsymbol{\theta})\rangle\langle\psi(\boldsymbol{\theta})|\partial_{k'}\psi(\boldsymbol{\theta})\rangle}{\langle\psi(\boldsymbol{\theta})|\psi(\boldsymbol{\theta})\rangle^2}, \end{aligned} \quad (50)$$

with

$$\partial_k = \frac{\partial}{\partial\theta_k}, \quad (51)$$

$\mathbf{f}$  is a  $K$ -dimensional column vector given by

$$\begin{aligned} [\mathbf{f}]_k &= \frac{\langle\partial_k\psi(\boldsymbol{\theta})|\hat{\mathcal{H}}|\psi(\boldsymbol{\theta})\rangle}{\langle\psi(\boldsymbol{\theta})|\psi(\boldsymbol{\theta})\rangle} \\ & - \frac{\langle\partial_k\psi(\boldsymbol{\theta})|\psi(\boldsymbol{\theta})\rangle\langle\psi(\boldsymbol{\theta})|\hat{\mathcal{H}}|\psi(\boldsymbol{\theta})\rangle}{\langle\psi(\boldsymbol{\theta})|\psi(\boldsymbol{\theta})\rangle^2}, \end{aligned} \quad (52)$$

and  $\bar{E}^2$  is the variance of the Hamiltonian  $\hat{\mathcal{H}}$  given by

$$\bar{E}^2 = \frac{\langle\psi(\boldsymbol{\theta})|\hat{\mathcal{H}}^2|\psi(\boldsymbol{\theta})\rangle}{\langle\psi(\boldsymbol{\theta})|\psi(\boldsymbol{\theta})\rangle} - \left( \frac{\langle\psi(\boldsymbol{\theta})|\hat{\mathcal{H}}|\psi(\boldsymbol{\theta})\rangle}{\langle\psi(\boldsymbol{\theta})|\psi(\boldsymbol{\theta})\rangle} \right)^2. \quad (53)$$

Here, we assume that  $|\psi(\boldsymbol{\theta})\rangle$  is not normalized and thus these formulas can be used in general cases. Note also that  $\mathbf{S}$  is Hermitian, i.e.,  $\mathbf{S}^\dagger = \mathbf{S}$ .

The stationary point of the quadratic equation given in Eq. (49) is now easily obtained by solving the following linear equation:

$$(\mathbf{S} + \mathbf{S}^*)\delta\boldsymbol{\theta} = -\delta\beta(\mathbf{f} + \mathbf{f}^*). \quad (54)$$

Notice that since  $\mathbf{S} + \mathbf{S}^*$  and  $\mathbf{f} + \mathbf{f}^*$  are both real, the solution  $\delta\boldsymbol{\theta}^t = (\delta\theta_1, \delta\theta_2, \dots, \delta\theta_K)$  is guaranteed to also be real. We can thereby obtain the new variational parameters  $\boldsymbol{\theta}_{\text{new}} = \boldsymbol{\theta} + \delta\boldsymbol{\theta}$  by solving the above linear equation, in which  $\delta\beta$  is learning rate and can be chosen properly.

We can now easily show that

$$\begin{aligned} \delta E &= \frac{\langle\psi(\boldsymbol{\theta}_{\text{new}})|\hat{\mathcal{H}}|\psi(\boldsymbol{\theta}_{\text{new}})\rangle}{\langle\psi(\boldsymbol{\theta}_{\text{new}})|\psi(\boldsymbol{\theta}_{\text{new}})\rangle} - \frac{\langle\psi(\boldsymbol{\theta})|\hat{\mathcal{H}}|\psi(\boldsymbol{\theta})\rangle}{\langle\psi(\boldsymbol{\theta})|\psi(\boldsymbol{\theta})\rangle} \\ &\approx \sum_k \delta\theta_k ([\mathbf{f}]_k + [\mathbf{f}]_k^*) \\ &= -\frac{1}{\delta\beta} \delta\boldsymbol{\theta}^t (\mathbf{S} + \mathbf{S}^*) \delta\boldsymbol{\theta}. \end{aligned} \quad (55)$$

Since  $\mathbf{S} + \mathbf{S}^* = 2\operatorname{Re}[\mathbf{S}]$  is a positive semidefinite matrix [9],  $\delta E \leq 0$  as long as  $\delta\beta > 0$ . We should also note that if we expand the following quantity:

$$d^2(|\psi(\boldsymbol{\theta})\rangle, |\psi(\boldsymbol{\theta} + \delta\boldsymbol{\theta})\rangle) = \delta\boldsymbol{\theta}^t \mathbf{S} \delta\boldsymbol{\theta} + O(\delta\theta_k^3), \quad (56)$$

the matrix  $\mathbf{S}$  defined in Eq. (50) naturally appears. Therefore,  $\mathbf{S}$  can be regarded as a metric tensor for the distance  $d(|\psi\rangle, |\phi\rangle)$  in the parameter space  $\boldsymbol{\theta}$ .

Using Eqs. (42) and (44), we can explicitly derive the forms of  $\mathbf{S}$  and  $\mathbf{f}$ , respectively, for the variational state given in Eq. (37) as

$$\begin{aligned} [\mathbf{S}]_{kk'} &= \operatorname{tr} \left[ (\partial_k \boldsymbol{\Psi}_K^\dagger) (\partial_{k'} \boldsymbol{\Psi}_K) \right] \\ & - \operatorname{tr} \left[ (\partial_k \boldsymbol{\Psi}_K^\dagger) \boldsymbol{\Psi}_K \boldsymbol{\Psi}_K^\dagger (\partial_{k'} \boldsymbol{\Psi}_K) \right] \end{aligned} \quad (57)$$

and

$$\begin{aligned} [\mathbf{f}]_k &= \operatorname{tr} \left[ (\partial_k \boldsymbol{\Psi}_K^\dagger) \mathbf{T} \boldsymbol{\Psi}_K \right] \\ & - \operatorname{tr} \left[ (\partial_k \boldsymbol{\Psi}_K^\dagger) \boldsymbol{\Psi}_K \boldsymbol{\Psi}_K^\dagger \mathbf{T} \boldsymbol{\Psi}_K \right], \end{aligned} \quad (58)$$

where we have used that  $\boldsymbol{\Psi}_K^\dagger \boldsymbol{\Psi}_K = \mathbf{I}_N$  and  $\mathbf{I}_N$  is the  $N$ -dimensional unit matrix. This condition corresponds to the fact that the single-particle orbitals in  $\boldsymbol{\Psi}_K$  are orthonormalized, and the generalization to the case where they are not orthonormalized is described in Sec. IV.  $\partial_k \boldsymbol{\Psi}_K$  is an  $L \times N$  matrix defined as the first derivative of  $\boldsymbol{\Psi}_K$  given in Eq. (41) with respect to the  $k$ th variational parameter  $\theta_k$ , i.e.,

$$\partial_k \boldsymbol{\Psi}_K = -i \left( \prod_{l=k}^{k+1} e^{-i\theta_l \mathbf{W}_l} \right) \mathbf{W}_k \left( \prod_{l=k}^1 e^{-i\theta_l \mathbf{W}_l} \right) \boldsymbol{\Psi}_0. \quad (59)$$



Finally, notice that the update formula given in Eq. (54) can be regarded as an extension of the steepest descent algorithm that corresponds to the case when the metric tensor  $\mathbf{S}$  is the unit matrix. This indicates that the optimization method described here cannot exceed the limitation of the locality of the search space in general. However, we find that this is not a problem in our case since we can easily obtain the optimal results without any difficulty. The details of this point are found in Appendix B.

### E. Entanglement entropy for free fermions

The entanglement von Neumann entropy is a measure to quantify the quantum entanglement between a subspace and its complement of a quantum state, and has been used to characterize various quantum states. The formula is quite simplified for the free-fermion systems and here we briefly outline how the entanglement entropy is calculated.

Let  $\mathbb{A} = \{x_1, x_2, \dots, x_{L_A}\}$  be a subset of sites (the number of sites in  $\mathbb{A}$  being  $L_A$ ) that are picked out of the all sites  $\mathbb{U} = \{1, 2, \dots, x, \dots, L\}$ . Let  $\mathbb{B}$  be the complementary subspace of  $\mathbb{A}$ :  $\mathbb{B} = \overline{\mathbb{A}}$ . We also assume that  $|\psi\rangle$  is a normalized quantum state and can be represented by using the basis on  $\mathbb{U}$ . The reduced density matrix  $\hat{\rho}_{\mathbb{A}}$  of subspace  $\mathbb{A}$  is given by

$$\hat{\rho}_{\mathbb{A}} = \text{Tr}_{\mathbb{B}}[|\psi\rangle\langle\psi|], \quad (60)$$

where  $\text{Tr}_{\mathbb{B}}$  indicates the trace over all bases defined on subspace  $\mathbb{B}$ . The entanglement entropy  $S_{\mathbb{A}}$  of subspace  $\mathbb{A}$  is defined by using this reduced density matrix  $\hat{\rho}_{\mathbb{A}}$  as

$$S_{\mathbb{A}} = -\text{Tr}_{\mathbb{A}}\hat{\rho}_{\mathbb{A}} \ln \hat{\rho}_{\mathbb{A}}, \quad (61)$$

where  $\text{Tr}_{\mathbb{A}}$  is the trace over all bases defined on subspace  $\mathbb{A}$ .

Notice first that the expectation value of any physical quantity  $\hat{\mathcal{O}}_{\mathbb{A}}$  defined on subspace  $\mathbb{A}$  can be obtained by using the reduced density matrix  $\hat{\rho}_{\mathbb{A}}$  as

$$\langle\psi|\hat{\mathcal{O}}_{\mathbb{A}}|\psi\rangle = \text{Tr}_{\mathbb{A}}[\hat{\rho}_{\mathbb{A}}\hat{\mathcal{O}}_{\mathbb{A}}]. \quad (62)$$

For the fermion system,  $\hat{\mathcal{O}}_{\mathbb{A}}$  is generally composed of a product of  $\hat{c}_x$  and  $\hat{c}_x^\dagger$  with  $x \in \mathbb{A}$ . Therefore, when  $|\psi\rangle$  is a single-particle state, we can use the Wick's theorem [see, for example, Eq. (45)]. This implies that  $\hat{\rho}_{\mathbb{A}}$  can be written as

$$\hat{\rho}_{\mathbb{A}} = e^{-\hat{c}_{\mathbb{A}}^\dagger \mathbf{\Gamma} \hat{c}_{\mathbb{A}}} / \text{Tr}_{\mathbb{A}}[e^{-\hat{c}_{\mathbb{A}}^\dagger \mathbf{\Gamma} \hat{c}_{\mathbb{A}}}], \quad (63)$$

where  $\hat{c}_{\mathbb{A}}^\dagger$  and  $\hat{c}_{\mathbb{A}}$  are similar to those in Eqs. (3) but the elements here are fermion operators  $\hat{c}_x^\dagger$  and  $\hat{c}_x$  with  $x \in \mathbb{A}$ , and  $\mathbf{\Gamma}$  is an  $L_A \times L_A$  Hermitian matrix [58]. Indeed, one can derive the matrix  $\mathbf{\Gamma}$  directly from a given single Slater determinant state  $|\psi\rangle$  [58, 59]. Here, we shall follow a different route [60].

Since the Wick's theorem can decompose the expectation value of any operator into a product of one-particle density matrices, we can determine  $\mathbf{\Gamma}$  by equating the expectation values of the single-particle operator  $\hat{c}_x^\dagger \hat{c}_{x'}$ , i.e.,  $\langle\psi|\hat{c}_x^\dagger \hat{c}_{x'}|\psi\rangle$  with  $\text{Tr}_{\mathbb{A}}[\hat{\rho}_{\mathbb{A}} \hat{c}_x^\dagger \hat{c}_{x'}]$ . To this end, let us introduce the following  $L_A \times L_A$  one-particle density matrix:

$$\mathbf{D}_{\mathbb{A}} = \langle\psi|\hat{c}_{\mathbb{A}}^* \hat{c}_{\mathbb{A}}^t |\psi\rangle, \quad (64)$$

where  $\hat{c}_{\mathbb{A}}^*$  ( $\hat{c}_{\mathbb{A}}^t$ ) is the matrix transpose of  $\hat{c}_{\mathbb{A}}^\dagger$  ( $\hat{c}_{\mathbb{A}}$ ) and  $|\psi\rangle$  is a single Slater determinant state given by the form of Eq. (9). Using Eq. (44), each element of  $\mathbf{D}_{\mathbb{A}}$  can be obtained as

$$[\mathbf{D}_{\mathbb{A}}]_{xx'} = \text{tr} \left[ (\Psi^\dagger \Psi)^{-1} \Psi^\dagger \delta_{xx'} \Psi \right] = \left[ \Psi (\Psi^\dagger \Psi)^{-1} \Psi^\dagger \right]_{x'x} \quad (65)$$

for  $x, x' \in \mathbb{A}$ . Since  $\mathbf{D}_{\mathbb{A}}$  is an  $L_A \times L_A$  Hermitian matrix, we can then diagonalize this matrix  $\mathbf{D}_{\mathbb{A}}$  as

$$\mathbf{D}_{\mathbb{A}} = \mathbf{V} \mathbf{\Delta} \mathbf{V}^\dagger, \quad (66)$$

where  $\mathbf{V}$  denotes the unitary matrix composed of the eigenvectors of matrix  $\mathbf{D}_{\mathbb{A}}$  and  $\mathbf{\Delta}$  is the diagonal matrix whose diagonal elements correspond to the eigenvalues  $\delta_l$  ( $l = 1, 2, \dots, L_A$ ) of matrix  $\mathbf{D}_{\mathbb{A}}$ :  $\mathbf{\Delta} = \text{diag}(\delta_1, \delta_2, \dots, \delta_{L_A})$ .

Let us also define the following  $L_A \times L_A$  matrix:

$$\mathbf{D}'_{\mathbb{A}} = \text{Tr}_{\mathbb{A}}[\hat{\rho}_{\mathbb{A}} \hat{c}_{\mathbb{A}}^* \hat{c}_{\mathbb{A}}^t], \quad (67)$$

assuming that  $\hat{\rho}_{\mathbb{A}}$  is given in Eq. (63). We then obtain that

$$\mathbf{D}'_{\mathbb{A}} = \mathbf{U}_{\mathbb{A}}^* (\mathbf{I}_{L_A} + e^{\mathbf{\Lambda}})^{-1} \mathbf{U}_{\mathbb{A}}^t, \quad (68)$$

where  $\mathbf{I}_{L_A}$  is the  $L_A$ -dimensional unit matrix,  $\mathbf{U}_{\mathbb{A}}$  is the unitary matrix composed of the eigenvectors of matrix  $\mathbf{\Gamma}$ , and  $\mathbf{\Lambda}$  is the diagonal matrix whose diagonal elements correspond to the eigenvalues  $\lambda_l$  ( $l = 1, 2, \dots, L_A$ ) of matrix  $\mathbf{\Gamma}$ :  $\mathbf{\Lambda} = \text{diag}(\lambda_1, \lambda_2, \dots, \lambda_{L_A})$ . Because of Eq. (62), we now impose that  $\mathbf{D}_{\mathbb{A}} = \mathbf{D}'_{\mathbb{A}}$ . Comparing Eqs. (66) and (68), we obtain that

$$\mathbf{U}_{\mathbb{A}} = \mathbf{V}^* \quad (69)$$

and

$$\mathbf{\Lambda} = \ln(\mathbf{I}_{L_A} - \mathbf{\Delta}) - \ln \mathbf{\Delta}. \quad (70)$$

Therefore, we finally find that

$$\mathbf{\Gamma} = \mathbf{V}^* (\ln(\mathbf{I}_{L_A} - \mathbf{\Delta}) - \ln \mathbf{\Delta}) \mathbf{V}^t. \quad (71)$$

Giving the form of the reduced density matrix  $\hat{\rho}_{\mathbb{A}}$  in Eq. (63), the entanglement entropy  $S_{\mathbb{A}}$  defined in Eq. (61) can now be written as

$$S_{\mathbb{A}} = \text{tr} \left[ \mathbf{\Lambda} (\mathbf{I}_{L_A} + e^{\mathbf{\Lambda}})^{-1} + \ln(\mathbf{I}_{L_A} + e^{-\mathbf{\Lambda}}) \right]. \quad (72)$$

Using Eq. (70), we can show that the entanglement entropy  $S_{\mathbb{A}}$  is simply given as

$$S_{\mathbb{A}} = -\text{tr} \left[ (\mathbf{I}_{L_A} - \mathbf{\Delta}) \ln(\mathbf{I}_{L_A} - \mathbf{\Delta}) + \mathbf{\Delta} \ln \mathbf{\Delta} \right]. \quad (73)$$

Therefore, the entanglement entropy  $S_{\mathbb{A}}$  is determined solely from the eigenvalues of the one-particle density matrix  $\mathbf{D}_{\mathbb{A}}$ . Note that the eigenvalues of  $\mathbf{D}_{\mathbb{A}}$  are bounded as  $0 \leq \delta_l \leq 1$ . In the context of quantum chemistry, the eigenvectors of  $\mathbf{D}_{\mathbb{A}}$  are called the natural orbitals and the eigenvalue  $\delta_l$  corresponds to the density of each natural orbital. Since the  $L_{\mathbb{A}} \times L_{\mathbb{A}}$  matrices inside the trace in Eq. (73) are all diagonal, we can discuss separately the individual contribution of the natural orbitals to the entanglement entropy  $S_{\mathbb{A}}$ . For example, the contribution to  $S_{\mathbb{A}}$  is maximum when  $\delta_l = 0.5$ , while it is minimum when  $\delta_l = 0$  or  $\delta_l = 1$ . This implies that when  $\delta_l = 0.5$ , the corresponding natural orbital in subspace  $\mathbb{A}$  is highly hybridized with orbitals in subspace  $\mathbb{B}$ , giving an intuition of the quantum entanglement in the free-fermion system.

As described above, the entanglement entropy  $S_{\mathbb{A}}$  is a measure to quantify the quantum entanglement between subspaces  $\mathbb{A}$  and  $\mathbb{B} = \bar{\mathbb{A}}$ . Instead, it is often required to discuss how the quantum state is entangled between a subspace  $\mathbb{A} \subset \mathbb{U}$  and another subspace  $\mathbb{B} \subset \mathbb{U}$  with  $\mathbb{A} \cap \mathbb{B} = \emptyset$  and  $\mathbb{A} \cup \mathbb{B} \neq \mathbb{U}$ . One of the quantities for this purpose is the mutual information  $I_{\mathbb{A},\mathbb{B}}$  defined by

$$I_{\mathbb{A},\mathbb{B}} = S_{\mathbb{A}} + S_{\mathbb{B}} - S_{\mathbb{A} \cup \mathbb{B}}. \quad (74)$$

We consider a special case when  $\mathbb{A} = \{x\}$  and  $\mathbb{B} = \{x'\}$ , and the mutual information  $I_{x,x'}$  for this special case is

$$I_{x,x'} = S_{\{x\}} + S_{\{x'\}} - S_{\{x,x'\}}. \quad (75)$$

There are several remarks on  $I_{x,x'}$ . First, of all,  $D_{\{x\}} = D_x = \langle \psi | \hat{c}_x^\dagger \hat{c}_x | \psi \rangle$ , which is the density of fermions at site  $x$ . Therefore, if the system is homogeneous,  $D_x$  is independent of  $x$  and  $D_x = N/L$ . When the system is at half filling,  $D_x = 0.5$  and thus  $S_{\{x\}} = \ln 2$ , which is the maximum value of the entanglement entropy for a single site. Second,  $I_{x,x'}$  is determined by  $S_{\{x,x'\}}$ , which can be calculated from the eigenvalues of the one-particle density matrix

$$\mathbf{D}_{\{x,x'\}} = \begin{pmatrix} \langle \psi | \hat{c}_x^\dagger \hat{c}_x | \psi \rangle & \langle \psi | \hat{c}_x^\dagger \hat{c}_{x'} | \psi \rangle \\ \langle \psi | \hat{c}_{x'}^\dagger \hat{c}_x | \psi \rangle & \langle \psi | \hat{c}_{x'}^\dagger \hat{c}_{x'} | \psi \rangle \end{pmatrix}. \quad (76)$$

Since the diagonal term is 0.5 when the system is homogeneous at half filling, the off-diagonal elements determine the value of  $I_{x,x'}$ . For example, if  $|\langle \psi | \hat{c}_x^\dagger \hat{c}_{x'} | \psi \rangle| = 0.5$ , we find that  $S_{\{x,x'\}} = 0$  and thus  $I_{x,x'} = 2 \ln 2$ . In contrast, if  $\langle \psi | \hat{c}_x^\dagger \hat{c}_{x'} | \psi \rangle = 0$ , we find that  $S_{\{x,x'\}} = 2 \ln 2$  and thus  $I_{x,x'} = 0$ .

### III. NUMERICAL RESULTS

Here, we show the results of numerical simulations for the one-dimensional free-fermion system described in Eq. (26) and examine how the DQAP ansatz  $|\psi_M(\boldsymbol{\theta})\rangle$  given in Eq. (31) approaches the exact ground state with increasing the number  $M$  of layers of the local time-evolution operators (see Fig. 1). We focus on the fermion

density at half filling, i.e.,  $N = L/2$  and use the natural gradient method described in Sec. IID to optimize the variational parameters  $\boldsymbol{\theta}$  in the DQAP ansatz  $|\psi_M(\boldsymbol{\theta})\rangle$ .

#### A. Convergence of ground state energy

We optimize the variational parameters  $\boldsymbol{\theta} = \{\theta_1^{(1)}, \theta_2^{(1)}, \dots, \theta_1^{(M)}, \theta_2^{(M)}\}$  in the DQAP ansatz  $|\psi_M(\boldsymbol{\theta})\rangle$  given in Eq. (31) so as to minimize the variational energy

$$E_M(L) = \langle \psi_M(\boldsymbol{\theta}) | \hat{\mathcal{H}} | \psi_M(\boldsymbol{\theta}) \rangle \quad (77)$$

for a given system size  $L$ . In order to check the convergence of the variational energy, Fig. 3(a) shows the energy difference  $\Delta E = E_M(L) - E_{\text{exact}}(L)$  from the exact energy  $E_{\text{exact}}(L)$  for various system sizes  $L$  as a function of  $M$ . Here, we use  $L = 4n_L$  ( $n_L$ : integer) with AP-BCs and thus the closed shell condition is satisfied for the ground state (see Sec. IIB). As shown in Fig. 3(a),  $\Delta E$  monotonically decreases with increasing  $M$  and we obtain that  $\Delta E = 0$  within the machine precision exactly at  $M = L/4$  for all values of  $L$  studied [61].

To better understand this observation, let us examine closely how the expectation value of the energy for the DQAP ansatz  $|\psi_M(\boldsymbol{\theta})\rangle$  in Eq. (77) is evaluated. For this purpose, we should notice that the energy expectation value is essentially given simply by the sum of terms  $\langle \psi_M(\boldsymbol{\theta}) | \hat{c}_x^\dagger \hat{c}_{x+1} | \psi_M(\boldsymbol{\theta}) \rangle$  (and also  $\langle \psi_M(\boldsymbol{\theta}) | \hat{c}_{x+1}^\dagger \hat{c}_x | \psi_M(\boldsymbol{\theta}) \rangle$ ) but it is basically the same as  $\langle \psi_M(\boldsymbol{\theta}) | \hat{c}_x^\dagger \hat{c}_{x+1} | \psi_M(\boldsymbol{\theta}) \rangle$  for the purpose of the discussion here) over all  $x$ 's. Therefore, it is adequate to consider each term separately. Because of the form of construction for the DQAP ansatz  $|\psi_M(\boldsymbol{\theta})\rangle$ , there are two different cases of  $\langle \psi_M(\boldsymbol{\theta}) | \hat{c}_x^\dagger \hat{c}_{x+1} | \psi_M(\boldsymbol{\theta}) \rangle$ : the operator  $\hat{c}_x^\dagger \hat{c}_{x+1}$  acts (i) over two neighboring local time-evolution operators  $e^{it\theta_1^{(M)}}(\hat{c}_{x-1}^\dagger \hat{c}_x + \hat{c}_x^\dagger \hat{c}_{x-1})$  and  $e^{it\theta_1^{(M)}}(\hat{c}_{x+1}^\dagger \hat{c}_{x+2} + \hat{c}_{x+2}^\dagger \hat{c}_{x+1})$ , as schematically shown in Fig. 4(a), and acts (ii) only on a single local time-evolution operator  $e^{it\theta_1^{(M)}}(\hat{c}_x^\dagger \hat{c}_{x+1} + \hat{c}_{x+1}^\dagger \hat{c}_x)$ , as shown in Fig. 4(b).

Let us first consider case (i). In this case,

$$\begin{aligned} & \langle \psi_M(\boldsymbol{\theta}) | \hat{c}_x^\dagger \hat{c}_{x+1} | \psi_M(\boldsymbol{\theta}) \rangle \\ &= \langle \psi_1 | \prod_{m=1}^M (e^{i\theta_2^{(m)}} \hat{\mathcal{V}}_2^{(m)} e^{i\theta_1^{(m)}} \hat{\mathcal{V}}_1^{(m)}) \hat{c}_x^\dagger \hat{c}_{x+1} \\ & \quad \times \prod_{m=M}^1 (e^{-i\theta_1^{(m)}} \hat{\mathcal{V}}_1^{(m)} e^{-i\theta_2^{(m)}} \hat{\mathcal{V}}_2^{(m)}) | \psi_1 \rangle, \end{aligned} \quad (78)$$

where

$$\hat{\mathcal{V}}_1^{(m)} = -t \sum_{y=x-2(M-m)-1}^{x+2(M-m)+1} (\hat{c}_y^\dagger \hat{c}_{y+1} + \hat{c}_{y+1}^\dagger \hat{c}_y) \quad (79)$$

and

$$\hat{\mathcal{V}}_2^{(m)} = -t \sum_{y=x-2(M-m)-2}^{x+2(M-m)+2} (\hat{c}_y^\dagger \hat{c}_{y+1} + \hat{c}_{y+1}^\dagger \hat{c}_y), \quad (80)$$

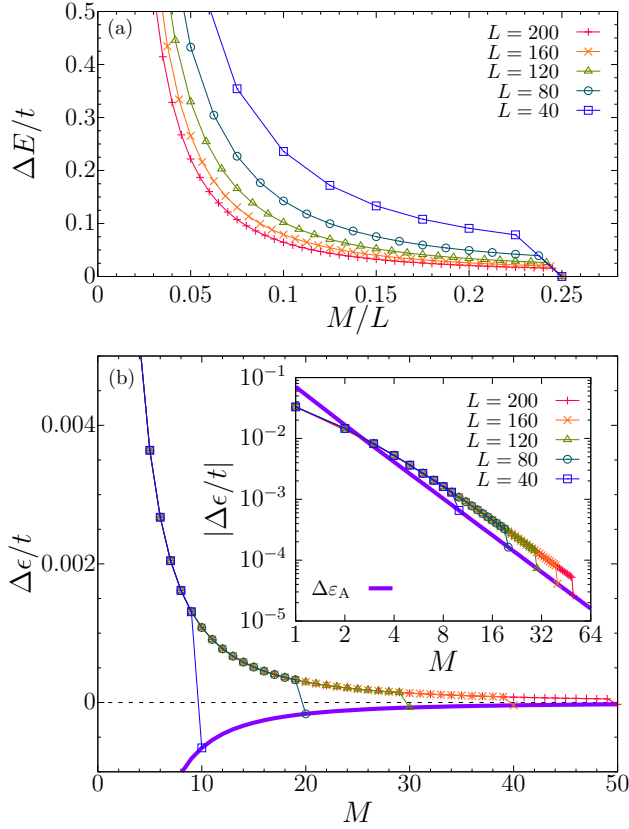


FIG. 3. (a) Energy difference  $\Delta E = E_M(L) - E_{\text{exact}}(L)$  between the variational energy  $E_M(L)$  and the exact energy  $E_{\text{exact}}(L)$  as a function of  $M/L$  for various system sizes  $L$ . (b) Energy difference  $\Delta \epsilon = E_M(L)/L - \epsilon_\infty$  as a function of  $M$  for various system sizes  $L$ , where  $\epsilon_\infty = \lim_{L \rightarrow \infty} E_{\text{exact}}(L)/L = -2|t|/\pi$  is the exact energy per site in the thermodynamic limit. Purple line indicates  $\Delta \epsilon_A = E_{\text{exact}}(L)/L - \epsilon_\infty$  with  $L = 4M$ . Inset: Logarithmic plot of  $|\Delta \epsilon|$ . The results are obtained under APBCs.

assuming that  $L \geq 4M + 2$ . Namely, one can eliminate many of the local unitary time-evolution operators in the expectation value due to the cancellations of the left and right sides of the product, as illustrated in Fig. 4(a). The number  $\ell_i$  of sites (i.e., qubits) that contribute to the local expectation value  $\langle \psi_M(\boldsymbol{\theta}) | \hat{c}_x^\dagger \hat{c}_{x+1} | \psi_M(\boldsymbol{\theta}) \rangle$  is linearly dependent on  $M$ :  $\ell_i = 4M + 4$  [62]. This implies that the propagation of quantum entanglement via the *local* time-evolution operators is bounded in space and this boundary forms a causality-cone like structure shown schematically in Fig. 4(a). This upper limit on the propagation speed is known as the Lieb-Robinson bound [38].

In case (ii), we can also evaluate the local expectation value  $\langle \psi_M(\boldsymbol{\theta}) | \hat{c}_x^\dagger \hat{c}_{x+1} | \psi_M(\boldsymbol{\theta}) \rangle$  in the same manner as in Eq. (78) except that now

$$\hat{\mathcal{V}}_1^{(m)} = -t \sum_{y=x-2(M-m)}^{x+2(M-m)} (\hat{c}_y^\dagger \hat{c}_{y+1} + \hat{c}_{y+1}^\dagger \hat{c}_y) \quad (81)$$

and

$$\hat{\mathcal{V}}_2^{(m)} = -t \sum_{y=x-2(M-m)-1}^{x+2(M-m)+1} (\hat{c}_y^\dagger \hat{c}_{y+1} + \hat{c}_{y+1}^\dagger \hat{c}_y), \quad (82)$$

assuming that  $L \geq 4M$ . Therefore, in this case, the number  $\ell_{ii}$  of sites that contribute to the local expectation value  $\langle \psi_M(\boldsymbol{\theta}) | \hat{c}_x^\dagger \hat{c}_{x+1} | \psi_M(\boldsymbol{\theta}) \rangle$  is also linearly dependent on  $M$ :  $\ell_{ii} = 4M + 2$  [62]. This sets the boundaries of a causality-cone like structure in Fig. 4(b), within which the quantum entanglement is developed.

To reach the exact ground state energy for a given system size  $L$ ,  $\ell_i$  and  $\ell_{ii}$  have to be equal to or exceed the system size  $L$ , which corresponds to

$$M \geq \lceil (L-2)/4 \rceil, \quad (83)$$

with  $\lceil z \rceil$  being the smallest integer greater than or equal to  $z$ . This condition is independent of the boundary conditions because Eqs. (78)–(82) do not depend on the boundary conditions. The fact that the exact ground state energy is obtained exactly when  $M = L/4$  found in Fig. 3(a) (recall that we choose  $L = 4n_L$  with  $n_L$  integer, there) implies that the exact ground state is constructed in the DQAP ansatz  $|\psi_M(\boldsymbol{\theta})\rangle$  with the shortest possible depth  $M_B = \lceil (L-2)/4 \rceil$  set by the Lieb-Robinson bound. The same conclusion is also reached in the case when the PBC is employed [61].

We should also note that as indicated in Fig. 4, the causality-cone like structure of the local unitary time-evolution operators contributing to the local expectation value does not depend on system size  $L$ . As a consequence, we expect that the optimized variational energy per site would not depend on  $L$  as long as  $L > 4M + 2 (= \ell_{ii})$ . Indeed, as shown in Fig. 3(b), the optimized variational energies per site with a given value of  $M$  are exactly the same for different values of  $L$  until  $M$  reaches to the boundary at  $M = L/4$  for APBCs [63], where the variational energy abruptly changes to the exact value for the system size  $L$ . Moreover, we find that the optimized variational energy per site for  $M < (L-2)/4$  under PBCs is identical to that for the same  $M$  (but  $M < L/4$ ) under APBCs. We should note that a similar analysis for the transverse-field Ising model has also been reported in Ref. [30].

## B. Time-evolution of single-particle orbitals

We now explore how the DQAP ansatz  $|\psi_M(\boldsymbol{\theta})\rangle$  is evolved by applying the local time-evolution operators. Following the argument in Sec. II C, the DQAP ansatz  $|\psi_M(\boldsymbol{\theta})\rangle$  given in Eq. (31) can be written as

$$|\psi_M(\boldsymbol{\theta})\rangle = \prod_{n=1}^N [\hat{c}^\dagger \boldsymbol{\Psi}_M]_n |0\rangle, \quad (84)$$

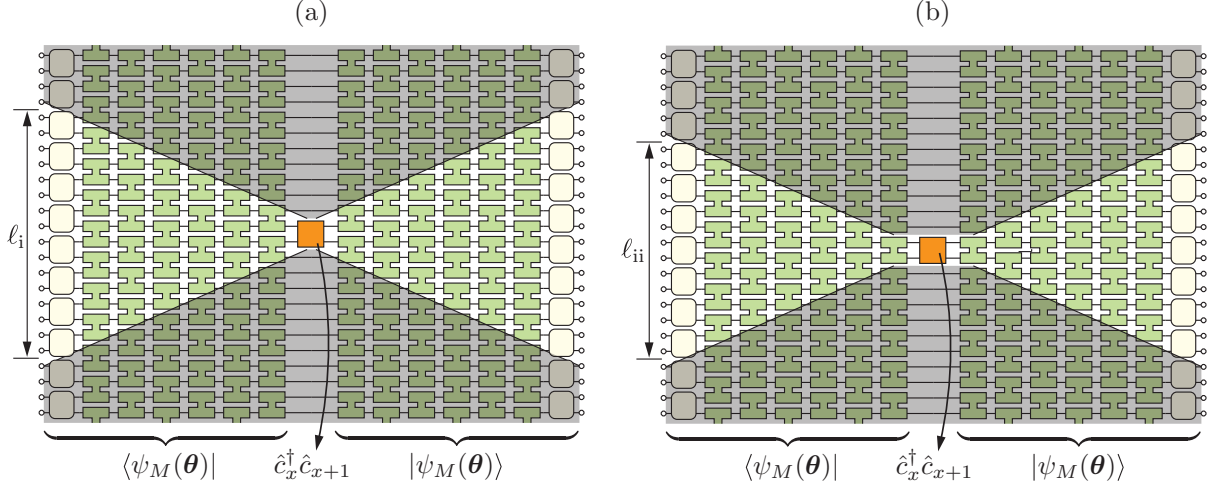


FIG. 4. Schematic figures of a causality structure for the propagation of quantum entanglement via the local unitary time-evolution operators when  $\langle \psi_M(\boldsymbol{\theta}) | \hat{c}_x^\dagger \hat{c}_{x+1} | \psi_M(\boldsymbol{\theta}) \rangle$  is evaluated. Each green block with “H” shape indicates the local unitary time-evolution operator and light yellow objects at the left and right ends indicate the local bonding states composing the initial state  $|\psi_i\rangle$ . The operator  $\hat{c}_x^\dagger \hat{c}_{x+1}$ , indicated by orange squares at the center, acts (a) over two neighboring local time-evolution operators and (b) only on a single local time-evolution operator. The local unitary time-evolution operators in the shaded regions do not contribute to the expectation value because these unitary operators are canceled when  $\langle \psi_M(\boldsymbol{\theta}) |$  and  $|\psi_M(\boldsymbol{\theta}) \rangle$  are multiplied from the left and right sides, respectively.  $\ell_i$  ( $\ell_{ii}$ ) is the number of sites (i.e., qubits) that are relevant to the expectation value.  $\ell_i = 16$  in (a) and  $\ell_{ii} = 14$  in (b), where  $M = 3$ .

where

$$\boldsymbol{\Psi}_M = \prod_{m=M}^1 (e^{-i\theta_1^{(m)}} \mathbf{V}_1 e^{-i\theta_2^{(m)}} \mathbf{V}_2) \boldsymbol{\Psi}_i. \quad (85)$$

Here,  $\mathbf{V}_1$  and  $\mathbf{V}_2$  are  $L \times L$  matrices representing  $\hat{\mathcal{V}}_1$  and  $\hat{\mathcal{V}}_2$  given in Eqs. (27) and (28), respectively, i.e.,

$$\hat{\mathcal{V}}_1 = \hat{\mathbf{c}}^\dagger \mathbf{V}_1 \hat{\mathbf{c}}, \quad \hat{\mathcal{V}}_2 = \hat{\mathbf{c}}^\dagger \mathbf{V}_2 \hat{\mathbf{c}}, \quad (86)$$

with

$$\mathbf{V}_1 = \begin{pmatrix} 0 & -t & 0 & 0 & \cdots & 0 & 0 \\ -t & 0 & 0 & 0 & \cdots & 0 & 0 \\ 0 & 0 & 0 & -t & \cdots & 0 & 0 \\ 0 & 0 & -t & 0 & \cdots & 0 & 0 \\ \vdots & \vdots & \vdots & \vdots & \ddots & \vdots & \vdots \\ 0 & 0 & 0 & 0 & \cdots & 0 & -t \\ 0 & 0 & 0 & 0 & \cdots & -t & 0 \end{pmatrix} \quad (87)$$

and

$$\mathbf{V}_2 = \begin{pmatrix} 0 & 0 & 0 & 0 & \cdots & 0 & -\gamma t \\ 0 & 0 & -t & 0 & \cdots & 0 & 0 \\ 0 & -t & 0 & 0 & \cdots & 0 & 0 \\ 0 & 0 & 0 & 0 & \cdots & 0 & 0 \\ \vdots & \vdots & \vdots & \vdots & \ddots & \vdots & \vdots \\ 0 & 0 & 0 & 0 & \cdots & 0 & 0 \\ -\gamma t & 0 & 0 & 0 & \cdots & 0 & 0 \end{pmatrix}, \quad (88)$$

and  $\boldsymbol{\Psi}_i$  is the  $L \times N$  matrix representing the initial state  $|\psi_i\rangle$  in Eq. (29), i.e.,

$$|\psi_i\rangle = \prod_{n=1}^N [\hat{\mathbf{c}}^\dagger \boldsymbol{\Psi}_i]_n |0\rangle, \quad (89)$$

with

$$\boldsymbol{\Psi}_i = \frac{1}{\sqrt{2}} \begin{pmatrix} 1 & 0 & \cdots & 0 \\ 1 & 0 & \cdots & 0 \\ 0 & 1 & \cdots & 0 \\ 0 & 1 & \cdots & 0 \\ \vdots & \vdots & \ddots & \vdots \\ 0 & 0 & \cdots & 1 \\ 0 & 0 & \cdots & 1 \end{pmatrix} \quad (90)$$

and the number  $N$  of fermions being  $L/2$ .

It should be noted that since  $\mathbf{V}_1$  and  $\mathbf{V}_2$  are both block diagonal matrices with each block being a  $2 \times 2$  matrix, these can easily be exponentiated as

$$e^{-i\theta \mathbf{V}_1} = \begin{pmatrix} \cos \theta t & i \sin \theta t & 0 & 0 & \cdots & 0 & 0 \\ i \sin \theta t & \cos \theta t & 0 & 0 & \cdots & 0 & 0 \\ 0 & 0 & \cos \theta t & i \sin \theta t & \cdots & 0 & 0 \\ 0 & 0 & i \sin \theta t & \cos \theta t & \cdots & 0 & 0 \\ \vdots & \vdots & \vdots & \vdots & \ddots & \vdots & \vdots \\ 0 & 0 & 0 & 0 & \cdots & \cos \theta t & i \sin \theta t \\ 0 & 0 & 0 & 0 & \cdots & i \sin \theta t & \cos \theta t \end{pmatrix} \quad (91)$$

and

$$e^{-i\theta\mathbf{V}_2} = \begin{pmatrix} \cos\theta t & 0 & 0 & 0 & \cdots & 0 & i\gamma \sin\theta t \\ 0 & \cos\theta t & i\sin\theta t & 0 & \cdots & 0 & 0 \\ 0 & i\sin\theta t & \cos\theta t & 0 & \cdots & 0 & 0 \\ 0 & 0 & 0 & \cos\theta t & \cdots & 0 & 0 \\ \vdots & \vdots & \vdots & \vdots & \ddots & \vdots & \vdots \\ 0 & 0 & 0 & 0 & \cdots & \cos\theta t & 0 \\ i\gamma \sin\theta t & 0 & 0 & 0 & \cdots & 0 & \cos\theta t \end{pmatrix}. \quad (92)$$

It is also apparent from Eq. (90) that each column vector in  $\Psi_i$  corresponds to a single-particle orbital, representing the local bonding state  $\frac{1}{\sqrt{2}}(\hat{c}_{2x-1}^\dagger + \hat{c}_{2x}^\dagger)|0\rangle$  in this case given in Eq. (30), which constitutes the Slater determinant state  $|\psi_i\rangle$  for  $N$  fermions. Therefore, we can now clearly understand that the time-evolved state  $|\psi_M(\theta)\rangle$  from a state initially prepared as a single Slater determinant state  $|\psi_i\rangle$  can still be represented as a single Slater determinant state, in which each single-particle orbital is given by each column vector of  $\Psi_M$ . We can thus examine the time evolution of each single-particle orbital in the Slater determinant state, which is described by Eqs. (85), (91), and (92).

For this purpose, we first introduce the following  $L \times N$  matrix:

$$\Phi_m = \prod_{m'=m}^1 e^{-i\theta_1^{(m')}} \mathbf{V}_1 e^{-i\theta_2^{(m')}} \mathbf{V}_2 \Psi_i \quad (93)$$

for  $m = 0, 1, 2, \dots, M$ , where the variational parameters  $\theta = \{\theta_1^{(1)}, \theta_2^{(1)}, \dots, \theta_1^{(M)}, \theta_2^{(M)}\}$  are determined so as to minimize the variational energy for  $|\psi_M(\theta)\rangle$ , and thus  $\Phi_M = \Psi_M$ . We also set that  $\Phi_0 = \Psi_i$ . There are two elemental properties of  $\Phi_m$ . First, the single-particle orbitals in  $\Phi_m$  are mutually orthonormalized. This is simply because of the consequence of the unitary evolution:

$$\Phi_m^\dagger \Phi_m = \Psi_i^\dagger \Psi_i = \mathbf{I}_N. \quad (94)$$

Second, it is apparent by construction in Eq. (93) that, apart from the phase factor due to the boundary conditions (i.e., in the case of APBCs), a single-particle orbital in  $\Phi_m$  is transformed to other single-particle orbitals by the translation of two lattice spaces, i.e.,  $[\Phi_m]_{x,n} = [\Phi_m]_{x\pm 2, n\pm 1}$ , where  $n = 0$  and  $N + 1$  correspond to  $N$  and 1, respectively. Therefore, the single-particle orbitals in  $\Phi_m$  are associated with the Wannier orbitals with a unit cell of two lattice spaces.

Let us now introduce the spatial extent  $d_m$  (in unit of lattice constant) of a single-particle orbital in  $\Phi_m$ , i.e.,  $d_m$  being the number of consecutive nonzero elements in each column of  $\Phi_m$ . It is obvious from Eq. (90) that  $d_0 = 2$  for  $\Phi_0 = \Psi_i$ . Without knowing the explicit values of the variational parameters  $\theta$ , we can readily show that the spatial extent of a single-particle orbital increases by four each time applying matrices  $e^{-i\theta_2^{(m)}} \mathbf{V}_2$

and  $e^{-i\theta_1^{(m)}} \mathbf{V}_1$  given in Eqs. (92) and (91), respectively, i.e.,  $d_m = d_{m-1} + 4$ . Therefore, the spatial extent of a single-particle orbital in  $\Phi_m$  is generally given as  $d_m = 4m + 2$  for our initial matrix  $\Phi_0 = \Psi_i$ . Consequently, the spatial extent  $d_m$  of a single-particle orbital in  $\Phi_m$  exceeds (reaches) the system size  $L$  at  $m = L/4$  [ $m = (L - 2)/4$ ] for APBCs (PBCs), where we choose  $L = 4n_L$  ( $L = 4n_L + 2$ ) with  $n_L$  integer. In other words, for the single-particle orbitals in  $\Psi_M = \Phi_M$  to extend over the entire system, the smallest number  $M$  of layers in  $\Psi_M$  is  $L/4$  [ $(L - 2)/4$ ] for APBCs (PBCs), which is in good accordance with the results in Fig. 3 and the discussion in Sec. III A. This is understood because the spatial extent  $d_m$  of the single-particle orbitals essentially sets the limit of the propagation of quantum entanglement in the DQAP state.

Figure 5 shows the numerical results of the time evolution of a single-particle orbital in  $\Psi_M$  of the DQAP ansatz  $|\psi_M(\theta)\rangle$ , for which the variational parameters  $\theta$  are optimized for  $L = 90$  with  $M = (L - 2)/4$  under PBCs, thus representing the exact ground state. Initially, the single-particle orbital is spatially localized at sites  $x = 1$  and 2, and propagates gradually in time (i.e., increasing  $m$ ) by splitting a wave into the two opposite directions, finally reaching each other at  $m = M$  when the spatial extent  $d_m$  of the single-particle orbital becomes as large as the system size  $L$ .

We should note here that the single-particle orbitals in  $\Psi_M$  are not uniquely determined. Instead, an  $L \times L$  matrix  $\Xi_M$  given by

$$\Xi_M = \Psi_M \Psi_M^\dagger \quad (95)$$

is invariant for all sets of single-particle orbitals which represent the exact ground state. The expectation value of any physical operator evaluated for  $|\psi_M(\theta)\rangle$  is the same, despite that  $\Psi_M$  is not uniquely determined, as long as  $\Xi_M$  is the same for different  $\Psi_M$ . This can be easily proved from Eq. (44) because the single-particle orbitals are orthonormalized, i.e.,  $\Psi_M^\dagger \Psi_M = \mathbf{I}_N$ . It is also apparent that  $\Xi_M$  is invariant under the transformation

$$\Psi_M \rightarrow \Psi'_M = \Psi_M \mathbf{Q}, \quad (96)$$

where  $\mathbf{Q}$  is an  $N \times N$  unitary matrix. Starting with different initial variational parameters, the numerical optimization of the variational parameters in  $|\psi_M(\theta)\rangle$  might find different sets of optimized variational parameters and thus different  $\Psi_M$ 's. We indeed obtain several sets of single-particle orbitals with different single-particle orbital shapes, which nonetheless constitute the exact ground state, and all of them give the same value of  $\Xi_M$ . However, we note that all these sets of single-particle orbitals are time evolved as those shown in Fig. 5, and they extend over the entire system at  $m = M = (L - 2)/4$  for PBCs.

We shall now consider the number of independent matrix elements in an  $L \times N$  complex matrix  $\Psi$  when the exact ground state is constructed in the form  $|\psi\rangle =$

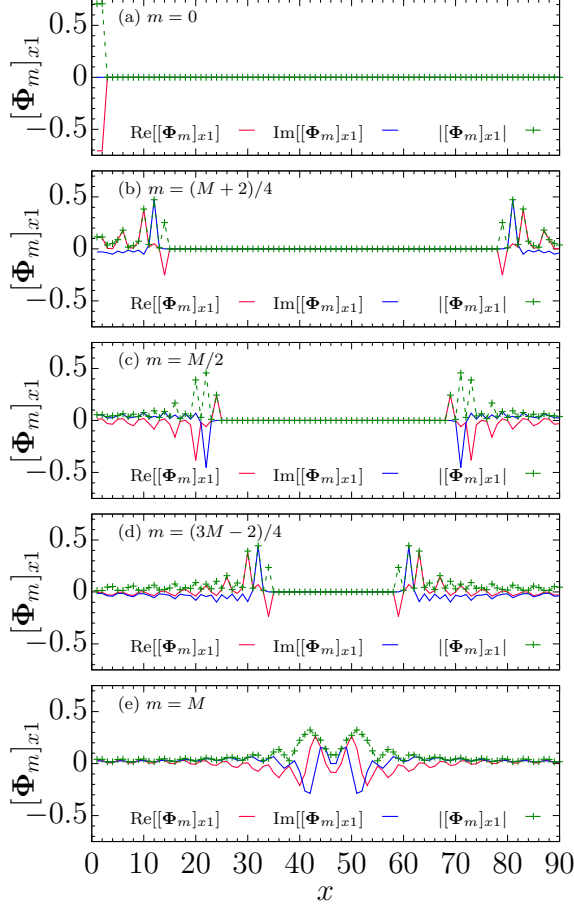


FIG. 5. Time evolution of the first single-particle orbital  $|\Phi_m\rangle_{x1}$  at (a)  $m = 0$ , (b)  $m = (M + 2)/4$ , (c)  $m = M/2$ , (d)  $m = (3M - 2)/4$ , and (e)  $m = M$ . The DQAP ansatz  $|\psi_M(\theta)\rangle$  is optimized for  $L = 90$  and  $N = 45$  under PBC with  $M = (L - 2)/4$ , thus representing the exact ground state.

$\prod_{n=1}^N [\hat{c}^\dagger \Psi]_n |\psi_i\rangle$  where  $|\psi_i\rangle$  is given in Eq. (29). To be specific, we assume that  $L = 4n_L + 2$  ( $n_L$ : integer) with PBCs at half filling, i.e.,  $N = L/2$ . We should first recall that  $[\Psi]_{x,n}$  represents the  $n$ th single-particle orbital at site  $x$ . Because a single-particle orbital can be mapped to other single-particle orbitals by the translation of two lattice spaces, i.e.,  $[\Psi]_{x,n} = [\Psi]_{x\pm 2, n\pm 1}$ , there are  $L$  independent complex elements in  $\Psi$ . In addition, there exists the reflection symmetry at the center of bond, i.e.,  $[\Psi]_{x,n} = [\Psi]_{-x+4n-1, n}$ , which reduces the number of independent complex elements in  $\Psi$  down to  $L/2$ . Furthermore, the orthonormality of the single-particle orbitals, i.e.,  $\Psi^\dagger \Psi = \mathbf{I}_N$ , yields  $n_L + 1$  independent equations and thus there are  $3n_L + 1$  independent *real* elements in  $\Psi$ .

Next, we shall consider the transformation of  $\Psi$  by  $Q$ , i.e.,  $\Psi \rightarrow \Psi' = \Psi Q$ , as discussed above in Eq. (96). Assuming that  $\Psi'$  has the same translational and reflection symmetries as in  $\Psi$ , we can show that the matrix ele-

ments of  $Q$  are also related to each other, similarly to the matrix elements of  $\Psi$ . Thus, the independent complex matrix elements in  $Q$  is  $n_L + 1$ . In addition, the unitarity of  $Q$  yields  $n_L + 1$  independent equations and therefore there are  $n_L + 1$  independent *real* elements in  $Q$ . This suggests that, among  $3n_L + 1$  independent real elements in  $\Psi$ ,  $n_L + 1$  elements are redundant. Therefore, there are  $2n_L = (L - 2)/2$  independent real elements that represent  $\Psi$ . It is interesting to note that this number coincides with the number of the variational parameters  $\theta = \{\theta_1^{(1)}, \theta_2^{(1)}, \dots, \theta_1^{(M)}, \theta_2^{(M)}\}$  in the DQAP ansatz  $|\psi_M(\theta)\rangle$  with  $M = (L - 2)/4$ , which corresponds to the shortest possible depth of  $|\psi_M(\theta)\rangle$  to represent the exact ground state, as discussed in Sec. III A.

In the case of APBCs with  $L = 4n_L$ , exactly the same argument follows except that now there are  $n_L$  independent equations generated due to the orthonormality of the single-particle orbitals in  $\Psi$  and the unitary matrix  $Q$  contains  $n_L$  independent real elements. Therefore, there are  $2n_L = L/2$  independent real elements in  $\Psi$ . This number also coincides with the minimum number of variational parameters  $\theta$  in the DQAP ansatz  $|\psi_M(\theta)\rangle$  with  $M = L/4$  that can represent the exact ground state.

### C. Entanglement entropy

Next, we shall examine the entanglement property of the DQAP ansatz  $|\psi_M(\theta)\rangle$ . Figure 6 shows the entanglement entropy  $S_{\mathbb{A}}$  of the optimized DQAP ansatz  $|\psi_M(\theta)\rangle$  as a function of  $M$  for several different system sizes  $L$  under APBCs. Here, the variational parameters  $\theta$  are optimized for each  $M$ , and the bipartition is assumed to be half of the system, namely,

$$\mathbb{A} = \{1, 2, \dots, L/2\}, \quad (97)$$

with the size  $L_{\mathbb{A}}$  of subsystem  $\mathbb{A}$  being  $L/2$ . For the bipartitioning, we consider only the case where the system is divided into the two subsystems by not breaking any local bonding state in the initial state  $|\psi_i\rangle$ , as shown schematically in Fig. 7.

As shown in Fig. 6, we find that the entanglement entropy  $S_{\mathbb{A}}$  for  $4M \leq L_{\mathbb{A}}$  is independent of the system size  $L$  and falls into a smooth “universal” curve of  $M$ . On the other hand, the entanglement entropy  $S_{\mathbb{A}}$  starts to deviate from this universal curve for  $4M > L_{\mathbb{A}}$  and approaches the exact value at  $M = L/4$  for APBCs [ $M = (L - 2)/4$  for PBCs]. These features are captured schematically in Fig. 7. The partitioning effect can propagate via the local time-evolution operators into the inside of subsystem  $\mathbb{A}$  up to  $2M$  lattice spaces (also taking into account the entanglement of a local bonding state in  $|\psi_i\rangle$ ) from each boundary of the partitioning, and thus this maximum propagation limit forms a causality-cone line structure centered at each partitioning boundary (see Fig. 7). The two causality cones cross each other when  $4M > L_{\mathbb{A}}$ , and this is when the entanglement entropy  $S_{\mathbb{A}}$  deviates from the universal curve found in Fig. 6.

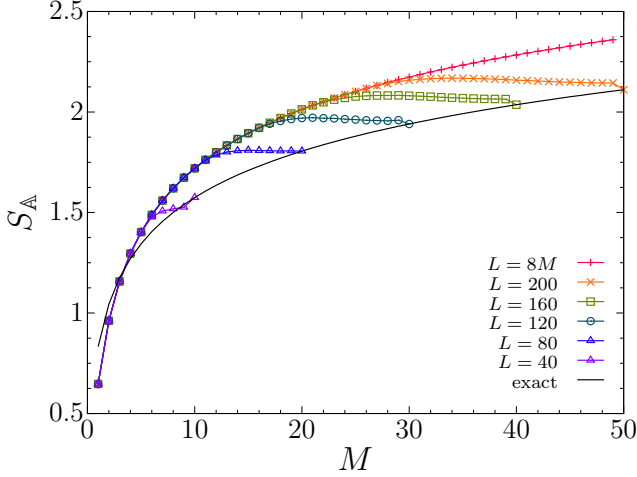


FIG. 6. Entanglement entropy  $S_{\mathbb{A}}$  as a function of the number  $M$  of layers in the DQAP ansatz  $|\psi_M(\boldsymbol{\theta})\rangle$  for different system sizes  $L$  under APBCs at half filling. The bipartition is assumed to be the half of the system. For comparison, the results for the case where  $L$  and  $M$  are both varied with keeping the ratio  $L = 8M$  (i.e.,  $L_{\mathbb{A}} = 4M$ ) are also shown. Black solid line indicates the entanglement entropy of the exact ground state for the system size  $L$ , which is plotted at  $M = L/4$ .

Let us discuss the results for  $4M \leq L_{\mathbb{A}}$ . In this case, we find that the entanglement entropy  $S_{\mathbb{A}}$  is exactly the same for different system sizes  $L$  and thus different sizes  $L_{\mathbb{A}}$  of subsystem  $\mathbb{A}$ . This implies that the entanglement entropy  $S_{\mathbb{A}}$  is independent of the size  $L_{\mathbb{A}}$  of subsystem  $\mathbb{A}$ , as long as the partitioning boundaries are separated long enough. In other words, the entanglement carried by the DQAP ansatz  $|\psi_M(\boldsymbol{\theta})\rangle$  with a finite  $M$  is bounded, as in the matrix product states with a finite bond dimension [64–66].

So far, we have assumed that the size  $L_{\bar{\mathbb{A}}}$  of the complement  $\bar{\mathbb{A}}$  of subsystem  $\mathbb{A}$  is the same as the size  $L_{\mathbb{A}}$  of subsystem  $\mathbb{A}$ . However, we should note that the results of the entanglement entropy  $S_{\mathbb{A}}$  for  $4M \leq L_{\mathbb{A}}$  shown in Fig. 6 remain exactly the same even when we enlarge the size of  $\bar{\mathbb{A}}$ , provided that  $L_{\mathbb{A}} \leq L_{\bar{\mathbb{A}}}$ . Thus, the entanglement entropy  $S_{\mathbb{A}}$  for  $4M \leq L_{\mathbb{A}}$  and  $L_{\mathbb{A}} \leq L_{\bar{\mathbb{A}}}$  is determined solely by the number  $M$  of layers in the DQAP ansatz  $|\psi_M(\boldsymbol{\theta})\rangle$ . Note also that, considering  $S_{\mathbb{A}} = S_{\bar{\mathbb{A}}}$ , the smaller subsystem determines the value of  $M$  until which the entanglement entropy follows the universal curve.

We have performed similar calculations for the systems under PBCs and found that, independently of the system size  $L$ , the entanglement entropy  $S_{\mathbb{A}}$  of the optimized DQAP ansatz  $|\psi_M(\boldsymbol{\theta})\rangle$  for the system under PBCs is exactly the same as that of the optimized DQAP ansatz  $|\psi_M(\boldsymbol{\theta})\rangle$  for the system under APBCs, provided that (i)  $4M \leq L_{\mathbb{A}}$ , (ii)  $L_{\mathbb{A}} \leq L_{\bar{\mathbb{A}}}$ , and (iii) the partitioning boundaries do not break any local bonding state in the initial state  $|\psi_i\rangle$ . Namely, the entanglement entropy  $S_{\mathbb{A}}$  falls

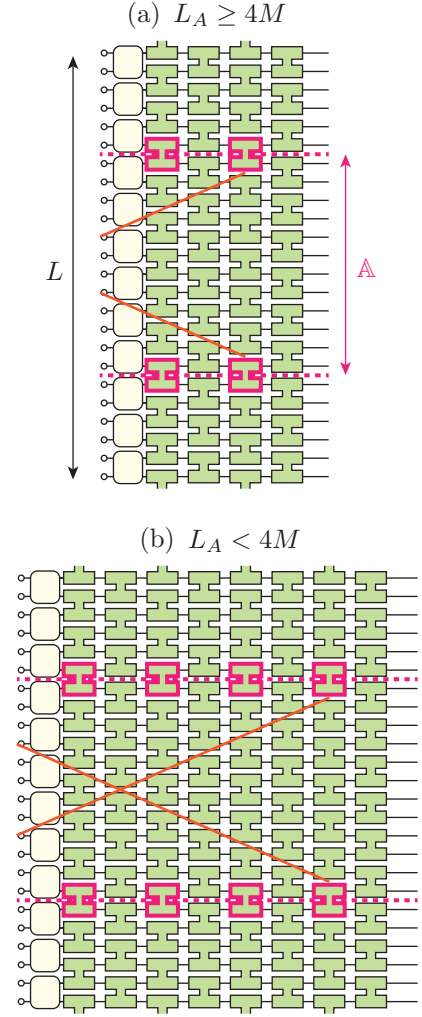


FIG. 7. Two cases of partitioning the system: (a) subsystem  $\mathbb{A}$  is larger than or equal to  $4M$  and (b) subsystem  $\mathbb{A}$  is smaller than  $4M$ . Red dashed lines indicate the partitioning boundaries of the two subsystems, and green blocks with red outer frame indicate the local time-evolution operators crossing the partitioning boundaries. Orange solid lines denote halves of the causality cones, centered at each partitioning boundary, within which the boundary effect can be propagated via the local time-evolution operators. The difference between cases (a) and (b) is captured by whether or not these two causality cones overlap. In the examples shown here,  $L = 24$ ,  $L_{\mathbb{A}} = 12$ , and  $M = 2$  in (a) and  $M = 4$  in (b).

into the universal curve of  $M$  shown in Fig. 6, independent of the system size and the boundary conditions, as long as the three conditions above are satisfied. This is similar to the observation of the optimized variational energy  $E_M(L)$ , where  $\Delta\varepsilon = E_M(L)/L - \varepsilon_{\infty}$  falls into the universal curve of  $M$ , as shown in Fig. 3(b), independent of system size and boundary conditions, as long as  $M < \lceil(L-2)/4\rceil$ .

Let us now explore how these two quantities approach asymptotically in the limit of  $M \rightarrow \infty$ , which thus re-

quires us to take the limit of  $L \rightarrow \infty$  as well under the condition that  $4M \leq L_A$  or  $M < \lceil (L-2)/4 \rceil$ . To this end, here we calculate the exponents  $\delta_S(M)$  and  $\delta_E(M)$  by the following formulas:

$$\delta_S(M) = 3 \frac{S_{M+1} - S_M}{\ln(M+1) - \ln(M)} \quad (98)$$

and

$$\delta_E(M) = \frac{1}{2} \frac{\ln \Delta \varepsilon_{M+1} - \ln \Delta \varepsilon_M}{\ln(M+1) - \ln(M)}. \quad (99)$$

Here,  $S_M$  is the entanglement entropy  $S_{\mathbb{A}}$  of the optimized DQAP ansatz  $|\psi_M(\boldsymbol{\theta})\rangle$  with  $4M \leq L_A$  and  $L_A \leq L_{\bar{A}}$ , and  $\Delta \varepsilon_M = E_M(L)/L - \varepsilon_{\infty}$  is the energy difference from the exact ground-state energy  $\varepsilon_{\infty}$  per site in the thermodynamic limit, where the variational energy  $E_M(L)$  is evaluated for the optimized DQAP ansatz  $|\psi_M(\boldsymbol{\theta})\rangle$  with  $M < L/4$  under APBCs.

It is known [67] that the entanglement entropy  $S_{\text{exact}}(L_A)$  of the exact ground state for the size  $L_A$  of subsystem  $\mathbb{A}$  is given as

$$S_{\text{exact}}(L_A) \approx \frac{1}{3} \ln L_A. \quad (100)$$

Equation (98) is motivated by the assumption that  $L_A$  is replaced as  $L_A \sim M^{\delta_S}$ , indicating that a finite  $M$  introduces a finite correlation length, as does a finite bond dimension in the matrix product states [64–66]. Similarly, it is also known [68–70] that the finite size correction to the exact ground-state energy per site is given as

$$\Delta \varepsilon_{\text{exact}}(L) = \frac{C}{L^2} + O(L^{-4}), \quad (101)$$

where  $C$  is a system size independent constant and  $\Delta \varepsilon_{\text{exact}}(L)$  is the energy difference between the exact ground-state energy per site for the system size  $L$  and that in the thermodynamic limit. Equation (99) is thus motivated by assuming that  $L \sim M^{\delta_E}$ .

We find in Fig. 8 that these two exponents  $\delta_S(M)$  and  $\delta_E(M)$  approach one in the limit of  $M \rightarrow \infty$ . Thus, the asymptotic behaviors of the entanglement entropy  $S_{\mathbb{A}}$  and the energy deviation of the variational energy  $E_M(L)/L$  can be simply described by the expressions in Eqs. (100) and (101), respectively, with the  $L_A$  and  $L$  dependence replaced by  $M$ , i.e.,

$$S_M \approx \frac{1}{3} \ln M \quad (102)$$

and

$$\Delta \varepsilon_M \sim M^{-2}. \quad (103)$$

Finally, we discuss the relation to the evolution of the single-particle orbitals in  $|\psi_M(\boldsymbol{\theta})\rangle$  via the local time-evolution operators. As discussed in Sec. III B, the spatial extent  $d_M$  of a single-particle orbital in the DQAP ansatz  $|\psi_M(\boldsymbol{\theta})\rangle$  with  $M$  layers of the local time-evolution

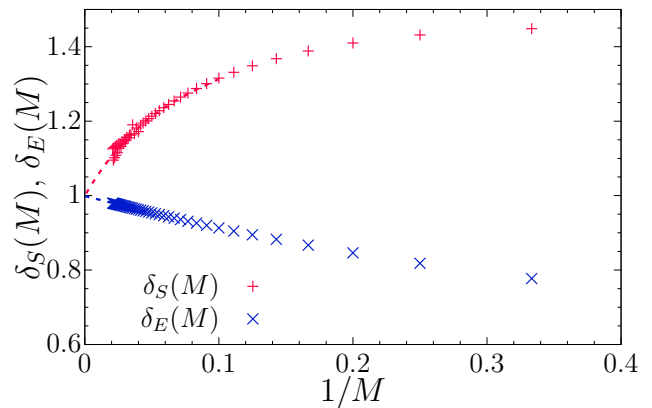


FIG. 8. Exponents  $\delta_S(M)$  and  $\delta_E(M)$  for the optimized DQAP ansatz  $|\psi_M(\boldsymbol{\theta})\rangle$  with  $4M \leq L_A$  and  $L_A \leq L_{\bar{A}}$  for  $\delta_S(M)$  and with  $M < L/4$  for  $\delta_E(M)$ . The dashed lines are guide for the eye.

operators is  $d_M = 4M + 2$ . Therefore, when  $4M \leq L_A$ , for which we find that the entanglement entropy  $S_{\mathbb{A}}$  of  $|\psi_M(\boldsymbol{\theta})\rangle$  is independent of  $L$  (see Fig. 6), a single-particle orbital in  $|\psi_M(\boldsymbol{\theta})\rangle$  may cross one of the partitioning boundaries, but it cannot cross the other partitioning boundary. Conversely, when  $4M > L_A$ , a single-particle orbital (but not necessarily all the single-particle orbitals) can cross both partitioning boundaries of the subsystems. Since the entanglement entropy of the free-fermion system is determined by the hybridization between the two subsystems, the observation here suggests that the contribution of each partitioning boundary to the entanglement entropy  $S_{\mathbb{A}}$  is indeed separable in the case for  $4M \leq L_A$ , i.e.,  $S_{\mathbb{A}} \sim S_{\partial \mathbb{A}_{\text{I}}} + S_{\partial \mathbb{A}_{\text{II}}}$ , where  $\partial \mathbb{A}_{\text{I(II)}}$  is the partitioning boundary and  $S_{\partial \mathbb{A}_{\text{I(II)}}$  implies the entanglement entropy from the boundary  $\partial \mathbb{A}_{\text{I(II)}}$  (see Appendix C).

#### D. Mutual information

We shall now examine the evolution of the mutual information  $I_{x,x'}$  defined in Eq. (75) for the DQAP ansatz  $|\psi_M(\boldsymbol{\theta})\rangle$  with increasing the number  $M$  of layers of the local time-evolution operators. As discussed in Sec. II E,  $I_{x,x'}$  is a measure to quantify the entanglement between sites  $x$  and  $x'$  for a quantum state. Figure 9 shows the results for the DQAP ansatz  $|\psi_M(\boldsymbol{\theta})\rangle$  with the variational parameters  $\boldsymbol{\theta}$  optimized for each  $M$  to minimize the variational energy.

We find in Fig. 9 that the mutual information  $I_{x,x'}$  is exactly zero, implying no entanglement, when  $|x - x'| > 4M + 1$ . This is generally the case for any system size  $L$ . As illustrated in Fig. 10, this entanglement feature reflects the causality-cone-like structure of the propagation of quantum entanglement via the local time-evolution operators in the DQAP ansatz, which limits the propaga-



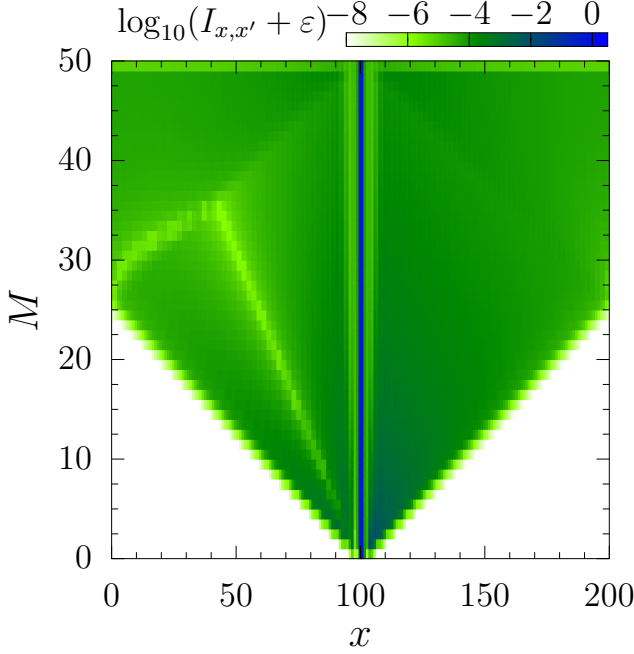


FIG. 9. Intensity plot of mutual information  $I_{x,x'}$  of the DQAP ansatz  $|\psi_M(\boldsymbol{\theta})\rangle$  with the variational parameters  $\boldsymbol{\theta}$  optimized for each  $M$  to minimize the variational energy. The calculations are for  $L = 200$  under APBCs at half filling i.e.,  $N = L/2$ . We set  $x' = L/2$  in  $I_{x,x'}$ . For clarity, we add a small constant  $\varepsilon = 10^{-8}$  in drawing the intensity plot of  $\log_{10}(I_{x,x'} + \varepsilon)$ .

tion speed set by the Lieb-Robinson bound. Two causality cones for the propagation of quantum entanglement from sites  $x$  and  $x'$  are indicated in Fig. 10. All the local unitary time-evolution operators inside the causality cones are connected to the origin of the cone (i.e.,  $x$  or  $x'$ ), while those outside the causality cones are essentially disconnected. When these two causality cones do not overlap to each other, the mutual information  $I_{x,x'}$  is zero. On the other hand, if these two causality cones overlap, we obtain  $I_{x,x'} \neq 0$ . We should also note that although the mutual information  $I_{x,x'}$  becomes nonzero for all values of  $x$  and  $x'$  once the number  $M$  of layers of the local time-evolution operators satisfies  $L/2 \leq 4M + 1$  (see Fig. 9), more layers of the local time-evolution operators are required for the DQAP ansatz  $|\psi_M(\boldsymbol{\theta})\rangle$  to represent the exact ground state of the system, as discussed in Sec. III A.

The feature of the mutual information found here can also be understood on the basis of the single-particle orbitals in the DQAP ansatz  $|\psi_M(\boldsymbol{\theta})\rangle$  discussed in Sec. III B. As already described in Sec. III E, the mutual information  $I_{x,x'}$  for the free-fermion system is fully determined by the one-particle density matrix  $\mathbf{D}_{\{x,x'\}}$  given in Eq. (76). Since  $\langle \psi_M(\boldsymbol{\theta}) | \hat{c}_x^\dagger \hat{c}_x | \psi_M(\boldsymbol{\theta}) \rangle = 0.5$  in our system,  $I_{x,x'}$  is determined solely by the off-diagonal element  $\langle \psi_M(\boldsymbol{\theta}) | \hat{c}_x^\dagger \hat{c}_{x'} | \psi_M(\boldsymbol{\theta}) \rangle$ . For example, as discussed

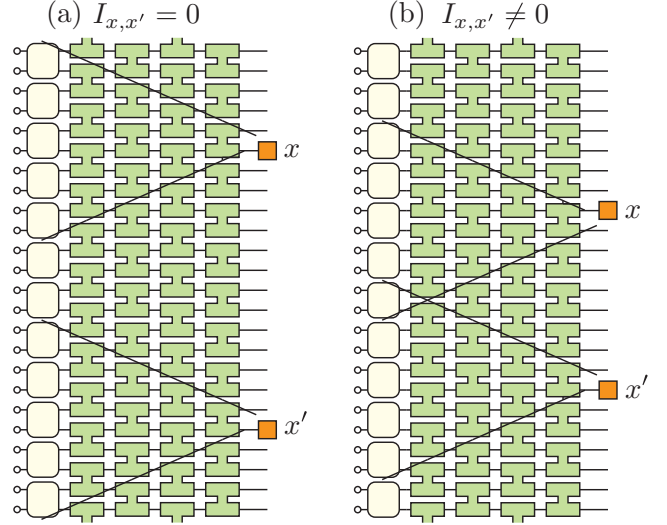


FIG. 10. Schematic representations of two cases where the DQAP ansatz gives (a)  $I_{x,x'} = 0$ , i.e., no entanglement between sites  $x$  and  $x'$ , and (b)  $I_{x,x'} \neq 0$ , i.e., quantum entanglement developed between sites  $x$  and  $x'$ . Black solid lines indicate causality cones within which quantum entanglement can be propagated via the local time-evolution operators from sites  $x$  and  $x'$ .

in Sec. III E,  $I_{x,x'} = 0$  when  $\langle \psi_M(\boldsymbol{\theta}) | \hat{c}_x^\dagger \hat{c}_{x'} | \psi_M(\boldsymbol{\theta}) \rangle = 0$ .

Let us now evaluate  $\langle \psi_M(\boldsymbol{\theta}) | \hat{c}_x^\dagger \hat{c}_{x'} | \psi_M(\boldsymbol{\theta}) \rangle$  using Eq. (44). Considering that  $\Psi_M^\dagger \Psi_M = \mathbf{I}_N$ , we obtain that

$$\langle \psi_M(\boldsymbol{\theta}) | \hat{c}_x^\dagger \hat{c}_{x'} | \psi_M(\boldsymbol{\theta}) \rangle = \sum_{n=1}^N [\Psi_M]_{xn}^* [\Psi_M]_{x'n}. \quad (104)$$

Because of the construction of  $|\psi_M(\boldsymbol{\theta})\rangle$  described in Sec. III B, the  $n$ th single-particle orbital  $[\Psi_M]_{xn}$  in  $|\psi_M(\boldsymbol{\theta})\rangle$  is finite only in the region of sites  $x$  where  $2n - 2M - 1 \leq x \leq 2n + 2M$ . Here, site  $2n - 2M - 1$  ( $2n + 2M$ ) should be read as  $\text{mod}(2n - 2M - 2, L) + 1$  [ $\text{mod}(2n + 2M - 1, L) + 1$ ]. Therefore,  $[\Psi_M]_{xn}^* [\Psi_M]_{x'n} = 0$  when  $|x - x'| > 4M + 1$ , which thus also explains that  $I_{x,x'} = 0$  when  $|x - x'| > 4M + 1$  found in Fig. 9. Although  $I_{x,x'}$  becomes finite for all distances  $|x - x'|$  when  $M$  satisfies  $4M \geq L/2 - 1$ , it is not sufficient for the DQAP ansatz  $|\psi_M(\boldsymbol{\theta})\rangle$  to represent the exact ground state since the single-particle orbital  $[\Psi_M]_{xn}$  does not extend over the entire region of the system until  $d_M = 4M + 2 \geq L$ .

### E. Optimized variational parameters

We shall now discuss the optimized variational parameters in the DQAP ansatz  $|\psi_M(\boldsymbol{\theta})\rangle$ . The natural gradient method described in Sec. III D is employed without any difficulty to optimize the variational parameters in the DQAP ansatz  $|\psi_M(\boldsymbol{\theta})\rangle$ , which becomes the exact ground state of the system for  $M = L/4$  under APBCs

and  $M = (L - 2)/4$  under PBCs at half filling. However, we find that the optimized variational parameters are not unique and many different sets of optimized variational parameters give the same energy, as discussed in Appendix B.

Among many sets of optimum solutions for the variational parameters, we find a series of systematic solutions by gradually increasing  $M$  for a fixed system size  $L$ . Such a series is obtained as follows. We first start with a small value of  $M$ , for which the optimized variational parameters  $\{\theta_p^{(1)*}, \theta_p^{(2)*}, \dots, \theta_p^{(M)*}\}_M$  in  $|\psi_M(\theta)\rangle$  can be uniquely determined for  $p = 1, 2$ . Then, we use these optimized variational parameters as the initial parameters  $\{\theta_p^{(1)}, \theta_p^{(2)}, \dots, \theta_p^{(M+1)}\}_{M+1}$  for  $|\psi_{M+1}(\theta)\rangle$ , i.e.,  $\{\theta_p^{(1)}, \dots, \theta_p^{(M/2)}, \theta_p^{(M/2+1)}, \theta_p^{(M/2)+2}, \dots, \theta_p^{(M+1)}\}_{M+1} \leftarrow \{\theta_p^{(1)*}, \dots, \theta_p^{(M/2)*}, \frac{1}{2}(\theta_p^{(M/2)*} + \theta_p^{(M/2+1)*}), \theta_p^{(M/2+1)*}, \dots, \theta_p^{(M)*}\}_M$  and optimize the variational parameters in  $|\psi_{M+1}(\theta)\rangle$ . Here, we assumed that  $M$  is even. When  $M$  is odd,  $M/2$  should be replaced with  $(M - 1)/2$ . With iteratively increasing  $M$  by one in this procedure, we finally obtain the series of the optimized variational parameters systematically, as shown in Fig. 11.

The characteristic features of the optimized variational parameters are summarized as follows. First,  $\theta_2^{(m)}$  monotonically (rather almost linearly) increases with  $m$ , while  $\theta_1^{(m)}$  remains almost constant, when  $(2m - 1)/2M$  is small. This dependence of the parameters on  $m$  remarkably resembles the linear scheduling of the scheduling function  $s_i(\tau)$  and  $s_f(\tau)$  for the quantum adiabatic approximation given in Eq. (24). Second, the optimized variational parameters  $\theta_1^{(m)}$  and  $\theta_2^{(m)}$  are both almost constant in the intermediate region of  $(2m - 1)/2M$ . This is a part of the reason why the optimization procedure of the variational parameters described above is successful. Third, both parameters  $\theta_1^{(m)}$  and  $\theta_2^{(m)}$  finally decrease with increasing  $m$  when  $(2m - 1)/2M$  approaches one. This might be understood because at the last stage of the process, it would be better for the DQAP to be determined by the time-evolution operator  $e^{-i\hat{\mathcal{H}}_f t}$  of the final system  $\hat{\mathcal{H}}_f$  as in the continuous time quantum adiabatic process. To this end, the parameters  $\theta_1^{(m)}$  and  $\theta_2^{(m)}$  should be small to reduce the Suzuki-Trotter decomposition error due to the discretization of time [71, 72].

Notice also that there is an abrupt change of the optimized variational parameters between  $M = L/4 - 1$  and  $M = L/4$  (see the results for  $M = 39$  and  $M = 40$  in Fig. 11). As already described in Sec. III A, the optimized DQAP ansatz  $|\psi_M(\theta)\rangle$  with  $M = L/4$  represents the exact ground state of the system under APBCs. This abrupt change of the optimized variational parameters is associated with that of the variational energy found in Fig. 3. We also notice in Fig. 11 that the optimized variational parameters in  $|\psi_M(\theta)\rangle$  with  $M < L/4$  for a given system size  $L$  converges systematically to those with  $M = L/4 - 1$  as  $M$  increases, which are different

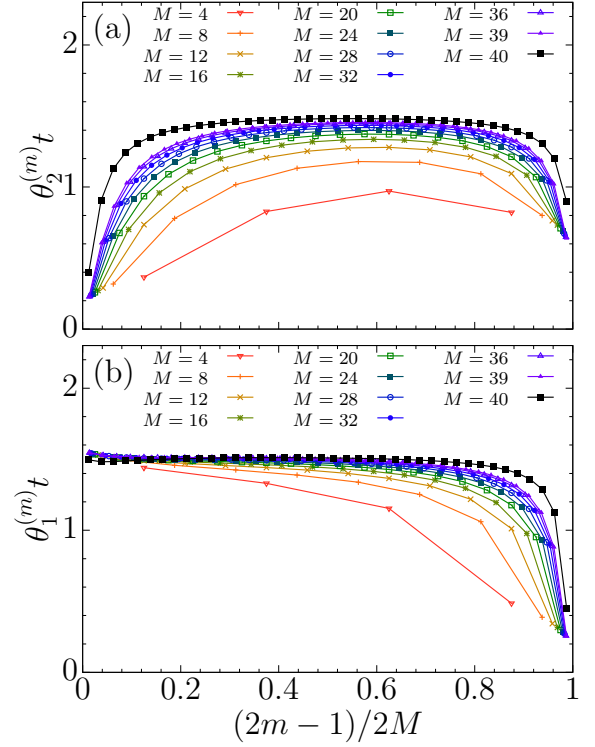


FIG. 11. Optimized variational parameters  $\theta = \{\theta_1^{(m)}, \theta_2^{(m)}\}$  in the DQAP ansatz  $|\psi_M(\theta)\rangle$  for various values of  $M$ . The variational parameters are optimized for each  $M$  to minimize the variational energy of the system with  $L = 160$  under APBCs at half filling, i.e.,  $N = L/2$ . In this case, the DQAP ansatz  $|\psi_M(\theta)\rangle$  represents the exact ground state at  $M = L/4$ .

from the optimized variational parameters in  $|\psi_M(\theta)\rangle$  with  $M = L/4$ . Furthermore, we find that the optimized variational parameters in  $|\psi_M(\theta)\rangle$  with the given number  $M$  of layers remain unchanged for different system sizes  $L$ , as long as  $M < L/4$ , which is associated with the observation that the variational energy per site,  $E_M(L)/L$ , is independent of  $L$  when  $M < L/4$ , as shown in Fig. 3(b). We should also note that the optimized variational parameters in  $|\psi_M(\theta)\rangle$  for the system under PBCs are exactly the same as those in  $|\psi_M(\theta)\rangle$  for the system under APBCs, e.g., shown in Fig. 11, independent of the system size  $L$ , as long as  $M < [(L - 2)/4]$  (also see Sec. III C).

Figure 12 summarizes the optimized variational parameters in the DQAP ansatz  $|\psi_M(\theta)\rangle$  with  $M = L/4$  for different system sizes  $L$  under APBCs, for which  $|\psi_M(\theta)\rangle$  represents the exact ground state. We find that the optimized variational parameters  $\theta = \{\theta_1^{(1)}, \theta_2^{(1)}, \dots, \theta_1^{(M)}, \theta_2^{(M)}\}$  converge asymptotically to a smooth function of  $m$  for each  $\theta_p^{(m)}$  ( $p = 1, 2$ ) with increasing the system size  $L$ .

Let us now examine the effective total evolution time

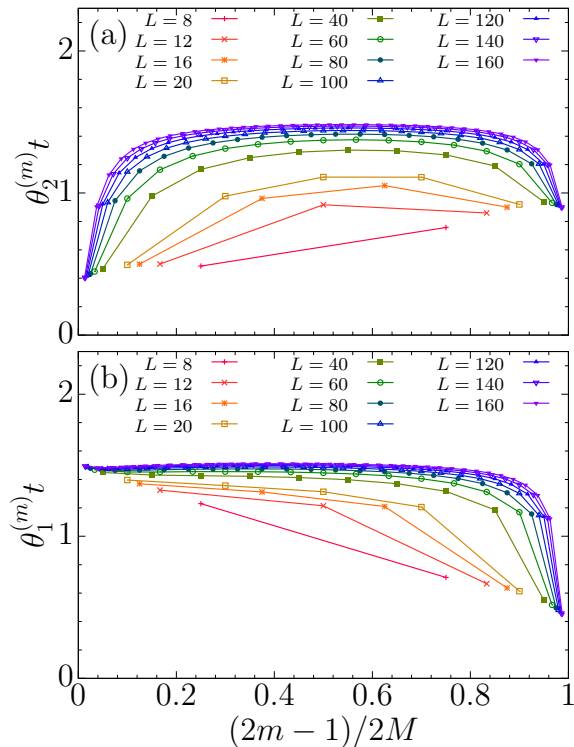


FIG. 12. Optimized variational parameters  $\theta = \{\theta_1^{(m)}, \theta_2^{(m)}\}$  in the DQAP ansatz  $|\psi_M(\theta)\rangle$  with  $M = L/4$  for various system sizes  $L$ . The variational parameters are optimized for each system size  $L$  to minimize the variational energy under APBCs at half filling, i.e.,  $N = L/2$ , and thus the DQAP ansatz  $|\psi_M(\theta)\rangle$  here represents the exact ground state.

$T_{\text{eff}}(L)$  of the DQAP given by

$$T_{\text{eff}}(L) = \sum_{p=1}^2 \sum_{m=1}^M \theta_p^{(m)}, \quad (105)$$

where the variational parameters  $\theta_p^{(m)}$  ( $p = 1, 2$ ) in the DQAP ansatz  $|\psi_M(\theta)\rangle$  are optimized for the system size  $L$  with  $M = L/4$  under APBCs, thus representing the exact ground state, and are already shown in Fig. 12. It is highly interesting to find in Fig. 13 that the effective total evolution time  $T_{\text{eff}}(L)$  is almost perfectly proportional to the system size  $L$ . According to the quantum adiabatic theorem, the evolution time necessary to successfully converge to the ground state of the final Hamiltonian in the continuous time quantum adiabatic process is inversely proportional to the square of the minimum energy gap during the process [35]. For the model studied here, the minimum gap appears at the final Hamiltonian, i.e., the free-fermion model, and thus it is  $\sim 1/L$ , suggesting that, according to the adiabatic theorem, the evolution time to successfully obtain the final state within a given accuracy is proportional to  $L^2$ , as shown in Fig. 13 (and also see Fig. 21 in Appendix D). The quadratic speed up found here in the DQAP ansatz resembles that in the adiabatic

quantum Grover search algorithm [43] with the optimum scheduling function [73, 74].

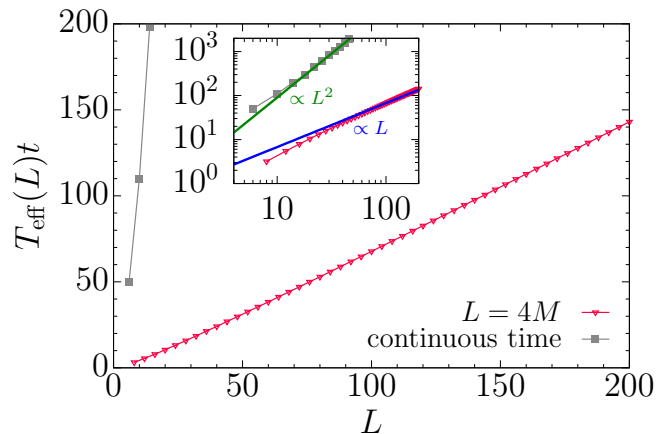


FIG. 13. Effective total evolution time  $T_{\text{eff}}(L)$  of the DQAP in which the exact ground state of the final Hamiltonian is obtained (red triangles). The DQAP ansatz  $|\psi_M(\theta)\rangle$  with  $M = L/4$  is optimized for the system size  $L$  under APBCs, thus representing the exact ground state. For comparison, the total evolution time necessary to obtain the ground state of the final Hamiltonian within a given accuracy in the continuous-time quantum adiabatic process with a linear scheduling (for details, see Appendix D) is also shown by gray squares. Inset: Same plot but in the logarithmic scale. For comparison, functions proportional to  $L$  and  $L^2$  are also plotted by blue and green solid lines, respectively.

One of the methods to find a optimum scheduling function in the continuous-time quantum adiabatic process is the QAB [75], in which an optimum path of the quantum adiabatic process is determined by solving the Euler-Lagrange equation derived so as to minimize the total transition probability during the evolution. The outline of this theory is described in Appendix E. To apply this theory, one has to assume adiabaticity of the intermediate state: a quantum state remains to be the ground state of the instantaneous Hamiltonian during the time evolution, at least, approximately. On the other hand, the variational parameters  $\theta$  of the DQAP ansatz  $|\psi_M(\theta)\rangle$  are determined so as to minimize the expectation value of the final Hamiltonian, and thus there is no guarantee that the optimized DQAP ansatz follows the quantum adiabatic dynamics, although the DQAP ansatz  $|\psi_M(\theta)\rangle$  itself is motivated by the quantum adiabatic process. In the rest of this section, we shall show numerically that adiabaticity in the sense described above is indeed not satisfied in the optimized DQAP ansatz  $|\psi_M(\theta)\rangle$ .

For this purpose, here we determine an optimum scheduling function  $\chi_m^*$  to maximize the overlap between the intermediate states of the optimized DQAP ansatz  $|\psi_M(\theta)\rangle$  representing the exact ground state of the final Hamiltonian and the exact ground state of the instantaneous Hamiltonian, i.e.,

$$(\chi_m^*, \alpha_m^*) = \arg \max_{\chi, \alpha} [F_m(\chi, \alpha)]. \quad (106)$$

Here,  $F_m(\chi, \alpha)$  is the state overlap given by

$$F_m(\chi, \alpha) = |\langle \chi | \phi_M^{(m)}(\boldsymbol{\theta}, \alpha) \rangle|^2, \quad (107)$$

where  $|\chi\rangle$  is the ground state of the following Hamiltonian:

$$\hat{\mathcal{H}}(\chi) = \hat{\mathcal{V}}_1 + \chi \hat{\mathcal{V}}_2 \quad (108)$$

with  $N$  fermions at half filling and  $\hat{\mathcal{V}}_1$  and  $\hat{\mathcal{V}}_2$  being given in Eqs. (27) and (28), respectively, and

$$\begin{aligned} |\phi_M^{(m)}(\boldsymbol{\theta}, \alpha)\rangle &= e^{-i\theta_1^{(m)}\alpha\hat{\mathcal{V}}_1} e^{-i\theta_2^{(m)}\hat{\mathcal{V}}_2} \\ &\times \prod_{k=m-1}^1 e^{-i\theta_1^{(k)}\hat{\mathcal{V}}_1} e^{-i\theta_2^{(k)}\hat{\mathcal{V}}_2} |\psi_i\rangle. \end{aligned} \quad (109)$$

is the  $m$ th intermediate state ( $m = 0, 1, 2, \dots, M$ ) of the DQAP ansatz  $|\psi_M(\boldsymbol{\theta})\rangle$  with the variational parameters  $\boldsymbol{\theta} = \{\theta_1^{(1)}, \theta_2^{(1)}, \dots, \theta_1^{(M)}, \theta_2^{(M)}\}$  optimized for  $M = L/4$  under APBCs and  $M = (L-2)/4$  under PBCs at half filling, thus representing the exact ground state of the one-dimensional free-fermion system described by the Hamiltonian in Eq. (26), i.e., the Hamiltonian  $\hat{\mathcal{H}}(\chi = 1)$  in Eq. (108). Here, we introduce an additional parameter  $\alpha$  to increase the state overlap  $F_m(\chi, \alpha)$  and define  $|\phi_M^{(0)}(\boldsymbol{\theta}, \alpha)\rangle = |\psi_i\rangle$ .

Figures 14(a) and 14(c) show the optimum scheduling function  $\chi_m^*$  and the corresponding state overlap  $F_m(\chi_m^*, \alpha = 1)$ , respectively, when the parameter  $\alpha$  in Eq. (109) is set to be 1. Although it is slightly concave, the optimum scheduling function  $\chi_m^*$  in Fig. 14(a) is somewhat closer to a linear function of  $m$ , which is expected for the linear scheduling. However, the state overlap  $F_m(\chi_m^*, 1)$  becomes exponentially small with increasing system size  $L$ , especially for  $m \approx M/2$ . Indeed, when  $m$  is away from 0 and  $M$  (i.e., the initial and final states), the state overlap per site  $[F_m(\chi_m^*, \alpha = 1)]^{1/L}$  shown in Fig. 14(e) seems to converge to a value less than 1 in the limit of  $L \rightarrow \infty$ . Therefore, the intermediate states of the optimized DQAP ansatz are rather far from the ground state of the instantaneous Hamiltonian, suggesting that the discretized time evolution of the optimized DQAP ansatz is much more different from a quantum adiabatic evolution, but closer to a quantum diabatic evolution. This quantum diabatic-like evolution, instead of a quantum adiabatic evolution, of the optimized DQAP ansatz could explain the quadratic speedup of the effective total evolution time  $T_{\text{eff}}(L)$  found in Fig. 13, but certainly more systematic analysis is highly required and is left for a future study.

This feature does not alter even when the parameter  $\alpha$  is also optimized to maximize the state overlap. As shown in Fig. 14(d), the optimization of  $\alpha$  increases the state overlap  $F_m(\chi_m^*, \alpha^*)$  significantly in orders of magnitude. More interestingly, the optimized values of  $\alpha$  are neither 0 nor 1, but approximately 0.5 for all values of  $m$  except for  $m = M$ , as shown in the inset of

Fig. 14(b). However, the state overlap  $F_m(\chi_m^*, \alpha^*)$  still decreases exponentially with increasing the system size  $L$  for the intermediate values of  $m$ , and the state overlap per site shown in Fig. 14(f) seems to converge to a value less than 1 in the limit of  $L \rightarrow \infty$  for these values of  $m$ .

Although it is no longer appropriate to identify the optimum scheduling function  $\chi_m^*$  determined here with an effective scheduling function of the quantum adiabatic process for the DQAP ansatz  $|\psi_M(\boldsymbol{\theta})\rangle$ , it is highly interesting to compare  $\chi_m^*$  with the optimum scheduling function  $\chi_{\text{QAB}}(s)$  obtained by the QAB [75], which is outlined in Appendix E. As shown in Fig. 14(b), we find that, assuming  $m/M$  is a similar quantity to the normalized time  $s$  over the total evolution time, the optimum scheduling function  $\chi_m^*$ , optimized along with the parameter  $\alpha$ , is rather similar to the optimum scheduling function  $\chi_{\text{QAB}}(s)$  obtained by the QAB, which is clearly distinct from the scheduling function expected for the linear scheduling.

#### IV. IMAGINARY-TIME EVOLUTION: COMPARISON WITH THE DQAP ANSATZ

Let us now consider an ansatz inspired by the imaginary-time evolution, instead of the real-time evolution as in the DQAP ansatz  $|\psi_M(\boldsymbol{\theta})\rangle$  discussed in the previous sections. The imaginary-time counterpart  $|\varphi_M(\boldsymbol{\tau})\rangle$  of the DQAP ansatz  $|\psi_M(\boldsymbol{\theta})\rangle$  defined in Eq. (31) for the free-fermion system is given by

$$|\varphi_M(\boldsymbol{\tau})\rangle = \prod_{m=M}^1 (e^{-\tau_1^{(m)}\hat{\mathcal{V}}_1} e^{-\tau_2^{(m)}\hat{\mathcal{V}}_2}) |\psi_i\rangle, \quad (110)$$

where the initial state  $|\psi_i\rangle$  is a product state of the local bonding states given in Eq. (29), i.e., the ground state of  $\hat{\mathcal{V}}_1$ , and the imaginary-time steps  $\boldsymbol{\tau} = \{\tau_1^{(1)}, \tau_2^{(1)}, \dots, \tau_1^{(M)}, \tau_2^{(M)}\}$  are considered as real variational parameters that are determined so as to minimize the variational energy [76]. As in the DQAP ansatz  $|\psi_M(\boldsymbol{\theta})\rangle$ ,  $|\varphi_M(\boldsymbol{\tau})\rangle$  is constructed by repeatedly applying the local but now imaginary-time evolution operators  $e^{-\tau_1^{(m)}\hat{\mathcal{V}}_1}$  and  $e^{-\tau_2^{(m)}\hat{\mathcal{V}}_2}$ . Since these imaginary-time evolution operators are not unitary,  $|\varphi_M(\boldsymbol{\tau})\rangle$  is no longer normalized.

We can follow exactly the same analysis in Sec. II for the discretized imaginary-time evolution ansatz  $|\varphi_M(\boldsymbol{\tau})\rangle$  in Eq. (110) and obtain that

$$|\varphi_M(\boldsymbol{\tau})\rangle = \prod_{n=1}^N [\hat{c}^\dagger \mathbf{G}_M]_n |0\rangle, \quad (111)$$

where  $\mathbf{G}_M$  is the  $L \times N$  matrix given by

$$\mathbf{G}_M = \prod_{m=M}^1 (e^{-\tau_1^{(m)}\mathbf{v}_1} e^{-\tau_2^{(m)}\mathbf{v}_2}) \boldsymbol{\Psi}_1. \quad (112)$$

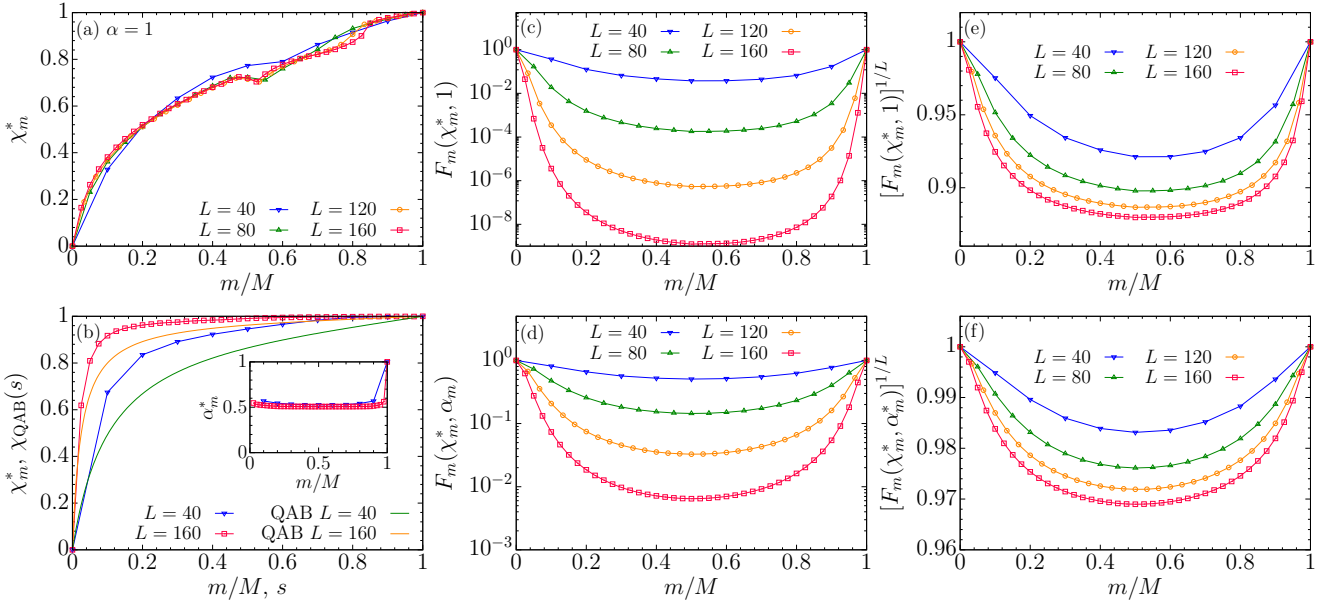


FIG. 14. (a), (b) Optimum scheduling function  $\chi_m^*$ , (c), (d) the state overlap  $F_m(\chi_m, \alpha)$ , and (e), (f) the state overlap per site  $[F_m(\chi_m, \alpha)]^{1/L}$  for the one-dimensional free-fermion systems with various system sizes  $L$  and  $M = L/4$  under APBCs at half filling. The parameter  $\alpha$  is set to be 1 in (a), (c), and (e), while it is optimized to maximize the state overlap in (b), (d), and (f). The optimized  $\alpha$  for each intermediate state,  $\alpha_m^*$ , is shown in the inset of (b). For comparison, the optimum scheduling function  $\chi_{\text{QAB}}(s)$  obtained by quantum adiabatic brachistochrone (QAB) (for details, see Appendix E) is also shown by solid lines in (b).

Here, the  $L \times L$  matrices  $\mathbf{V}_1$  and  $\mathbf{V}_2$  are defined in Eqs. (87) and (88), respectively, and the  $L \times N$  matrix  $\Psi_i$  is given in Eq. (90) for the number  $N$  of fermions with  $N = L/2$ . Note also that  $e^{-\tau \mathbf{V}_1}$  and  $e^{-\tau \mathbf{V}_2}$  are the same block diagonal matrices of  $e^{-i\theta \mathbf{V}_1}$  and  $e^{-i\theta \mathbf{V}_2}$  in Eqs. (91) and (92), respectively, except that  $\theta$  is replaced with  $-i\tau$ . It is now apparent that the imaginary-time evolved state  $|\varphi_M(\tau)\rangle$  from a state initially prepared as a single Slater determinant state  $|\psi_i\rangle$  can still be represented as a single Slater determinant state, in which each single-particle orbital is given by each column vector of  $\mathbf{G}_M$ . However, note that the imaginary-time evolved single-particle orbitals are neither normalized nor orthogonal to each other, i.e.,  $\mathbf{G}_M^\dagger \mathbf{G}_M \neq \mathbf{I}_N$ , even though the initial single-particle orbitals are orthonormalized, i.e.,  $\Psi_i^\dagger \Psi_i = \mathbf{I}_N$ .

The natural gradient method described in Sec. III D is straightforwardly extended to optimize the variational parameters  $\boldsymbol{\tau} = \{\tau_1^{(m)}, \tau_2^{(m)}\}$  in  $|\varphi_M(\boldsymbol{\tau})\rangle$  by replacing  $\mathbf{S}$  and  $\mathbf{f}$  in Eqs. (57) and (58), respectively, with

$$[\mathbf{S}]_{kk'} = \text{tr}[\mathbf{F}(\partial_k \mathbf{G}_M)(\partial_{k'} \mathbf{G}_M)] - \text{tr}[\mathbf{F}(\partial_k \mathbf{G}_M^\dagger) \mathbf{G}_M \mathbf{F} \mathbf{G}_M^\dagger (\partial_{k'} \mathbf{G}_M)] \quad (113)$$

and

$$[\mathbf{f}]_k = \text{tr}[\mathbf{F}(\partial_k \mathbf{G}_M^\dagger) \mathbf{T} \mathbf{G}_M] - \text{tr}[\mathbf{F}(\partial_k \mathbf{G}_M^\dagger) \mathbf{G}_M \mathbf{F} \mathbf{G}_M^\dagger \mathbf{T} \mathbf{G}_M], \quad (114)$$

where  $\mathbf{F} = (\mathbf{G}_M^\dagger \mathbf{G}_M)^{-1}$  and  $k, k' =$

$1, 2, \dots, 2M$  labeling the variational parameters  $\{\tau_1^{(m)}, \tau_2^{(m)}\}_{m=1}^M$  as  $\{\tau_1, \tau_2, \dots, \tau_k, \dots, \tau_{2M-1}, \tau_{2M}\} = \{\tau_1^{(1)}, \tau_2^{(1)}, \dots, \tau_p^{(m)}, \dots, \tau_1^{(M)}, \tau_2^{(M)}\}$ .  $\partial_k \mathbf{G}_M$  is an  $L \times N$  matrix defined as the first derivative of  $\mathbf{G}_M$  with respect to the  $k$ th variational parameter  $\tau_k$ , i.e.,

$$\partial_k \mathbf{G}_M = - \left( \prod_{l=2M}^{k+1} e^{-\tau_l \mathbf{W}_l} \right) \mathbf{W}_k \left( \prod_{l=k}^1 e^{-\tau_l \mathbf{W}_l} \right) \Psi_i \quad (115)$$

where  $\{\mathbf{W}_1, \mathbf{W}_2, \mathbf{W}_3, \dots, \mathbf{W}_{2M}\} = \{\mathbf{V}_2, \mathbf{V}_1, \mathbf{V}_2, \dots, \mathbf{V}_1\}$ . Figures 15(a) and 15(b), respectively, show an error of the optimized variational energy

$$\Delta E = \frac{\langle \varphi_M(\boldsymbol{\tau}) | \hat{\mathcal{H}} | \varphi_M(\boldsymbol{\tau}) \rangle}{\langle \varphi_M(\boldsymbol{\tau}) | \varphi_M(\boldsymbol{\tau}) \rangle} - E_{\text{exact}}(L) \quad (116)$$

and a distance defined through the fidelity

$$d(|\varphi_M(\boldsymbol{\tau})\rangle, |\psi_{\text{exact}}\rangle) = \sqrt{1 - \frac{|\langle \varphi_M(\boldsymbol{\tau}) | \psi_{\text{exact}} \rangle|^2}{\langle \varphi_M(\boldsymbol{\tau}) | \varphi_M(\boldsymbol{\tau}) \rangle}} \quad (117)$$

as a function of the system size  $L$  for three values of  $M$ . Here,  $E_{\text{exact}}(L)$  and  $|\psi_{\text{exact}}\rangle$  denote the exact ground state energy and the normalized exact ground state of the system with the system size  $L$ , respectively. Although the system considered here is at the critical point where the expectation value of  $\hat{c}_x^\dagger \hat{c}_{x'}$  decays algebraically with the distance  $|x - x'|$ , we find that the variational energy of the discretized imaginary-time evolution ansatz

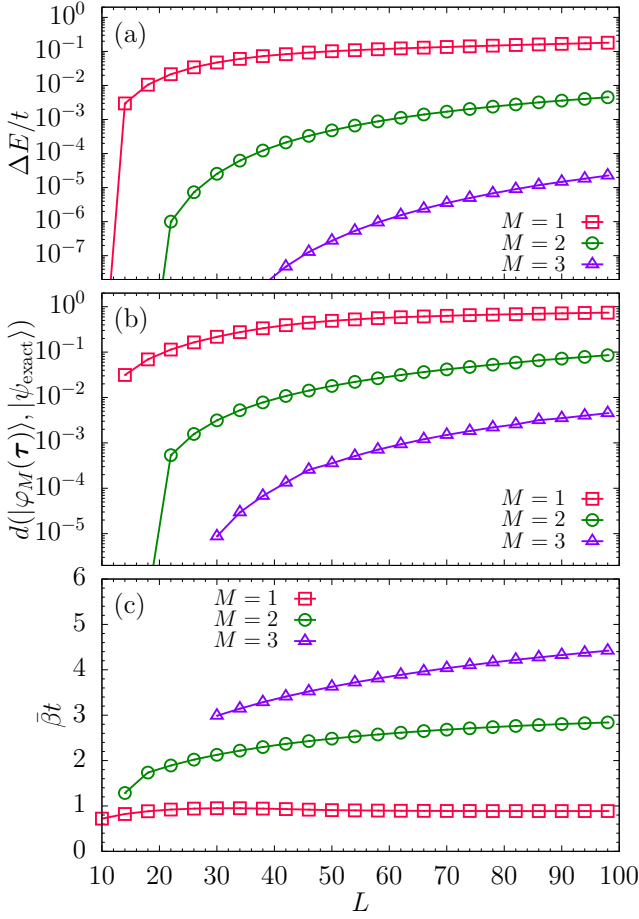


FIG. 15. (a) Energy difference  $\Delta E$  between the variational energy and the exact energy, (b) distance  $d(|\varphi_M(\tau)\rangle, |\psi_{\text{exact}}\rangle)$ , and (c) effective total evolution time  $\bar{\beta}(L)$  for three values of  $M$  as a function of the system size  $L$ . The variational parameters in the discretized imaginary-time evolution ansatz  $|\varphi_M(\tau)\rangle$  are optimized for each  $M$  to minimize the variational energy of the system under PBCs at half filling, i.e.,  $N = L/2$ , satisfying the closed shell condition.

$|\varphi_M(\tau)\rangle$  converges exponentially faster to the exact energy with increasing  $M$  [41]. This is in sharp contrast to the results for the discretized real-time evolution ansatz  $|\psi_M(\theta)\rangle$  shown in Fig. 3. For example, for  $L < 100$ , we obtain the variational energy with accuracy  $\Delta E$  as large as  $2 \times 10^{-5}$  or less and the distance smaller than  $10^{-2}$  by using only  $M = 3$ . We should note that the exponentially fast convergence of the discretized imaginary-time evolution ansatz has also been reported for the transverse-field Ising model even at the critical point [77].

We shall now discuss how the efficiency of the discretized imaginary-time evolution ansatz  $|\varphi_M(\tau)\rangle$  occurs. First, we should recognize that, although the discretized imaginary-time evolution ansatz  $|\varphi_M(\tau)\rangle$  is composed of the local imaginary-time evolution operators, there is no limit of speed for propagating quantum entanglement via the local imaginary-time evolution operators

because these local operators are non-unitary. This is indeed easily understood if we evaluate the local expectation value  $\langle \varphi_M(\tau) | \hat{c}_x^\dagger \hat{c}_{x+1} | \varphi_M(\tau) \rangle$ . In this case, we have to treat all local imaginary-time evolution operators in  $|\varphi_M(\tau)\rangle$ , no matter how far a local imaginary-time evolution operator  $e^{t\tau_p^{(m)}(\hat{c}_y^\dagger \hat{c}_{y+1} + \hat{c}_{y+1}^\dagger \hat{c}_y)}$  acting at sites  $y$  and  $y+1$  is distant from site  $x$ . Because of the non-unitarity, there is no cancellation of local imaginary-time evolution operators on the left and right sides of the local expectation value  $\langle \varphi_M(\tau) | \hat{c}_x^\dagger \hat{c}_{x+1} | \varphi_M(\tau) \rangle$ , implying that there is no causality-cone-like structure for the propagation of quantum entanglement illustrated in Fig. 4.

Second, for the free-fermion system, we can understand the efficiency of the discretized imaginary-time evolution ansatz  $|\varphi_M(\tau)\rangle$  in terms of the imaginary-time evolution of the single-particle orbitals in  $\mathbf{G}_M$ . For this purpose, we introduce the following  $L \times N$  matrix:

$$\mathbf{g}_m = \prod_{m'=m}^1 (e^{-\tau_1^{(m)}} \mathbf{v}_1 e^{-\tau_2^{(m)}} \mathbf{v}_2) \Psi_1 \quad (118)$$

for  $m = 0, 1, \dots, M$  with  $\mathbf{g}_0 = \Psi_1$  and  $\mathbf{g}_M = \mathbf{G}_M$  to represent the single-particle orbitals at an intermediate imaginary time. Here, the variational parameters  $\tau = \{\tau_1^{(1)}, \tau_2^{(1)}, \dots, \tau_1^{(M)}, \tau_2^{(M)}\}$  are optimized for  $|\varphi_M(\tau)\rangle$  to minimize the variational energy and these parameters are used to define the matrix  $\mathbf{g}_m$  in Eq. (118). Note that  $\mathbf{g}_m$  is an analog to  $\Phi_m$  introduced in Eq. (93) for the DQAP ansatz  $|\psi_M(\theta)\rangle$ .

Figures 16(a)–16(c) show the discretized imaginary-time evolution of all matrix elements in three matrices  $\mathbf{g}_0$ ,  $\mathbf{g}_1$ , and  $\mathbf{g}_2 = \mathbf{G}_2$  when  $M = 2$ . As in the case of a single-particle orbital in  $\Phi_m$ , we can readily find that a single-particle orbital in  $\mathbf{g}_m$  extends spatially four lattice spaces every time the imaginary time  $m$  increases by one: the spatial extent  $\bar{d}_m$  (in unit of lattice constant) of a single-particle orbital in  $\mathbf{g}_m$  is  $\bar{d}_m = 4m + 2$ , exactly the same as the spatial extent  $d_m$  of a single-particle orbital in  $\Phi_m$  for the real-time evolution (see Sec. III B). This is simply because the imaginary- and real-time evolutions are both governed by the spatially local evolution operators. Therefore, as in the case of the real-time evolution ansatz  $|\psi_M(\theta)\rangle$ , the single-particle orbitals in  $\mathbf{g}_m$  can extend over the entire system only when  $\bar{d}_m$  reaches to the system size  $L$ .

However, unlike the case of the real-time evolution ansatz, the single-particle orbitals in  $\mathbf{g}_m$  are not orthonormalized, i.e.,  $\mathbf{g}_m^\dagger \mathbf{g}_m \neq \mathbf{I}_N$  for  $m > 0$ , as shown in Fig. 16(d). As a result,  $(\mathbf{g}_m^\dagger \mathbf{g}_m)^{-1}$  becomes non-local in the sense that  $[(\mathbf{g}_m^\dagger \mathbf{g}_m)^{-1}]_{xx'} \neq 0$  even when sites  $x$  and  $x'$  are distant from each other [see Fig. 16(e)], although  $\mathbf{g}_m^\dagger \mathbf{g}_m$  might be local. This has a significant consequence when we evaluate the expectation value  $\langle \varphi_M(\tau) | \hat{c}_x^\dagger \hat{c}_{x'} | \varphi_M(\tau) \rangle$ , taking also into account the nor-

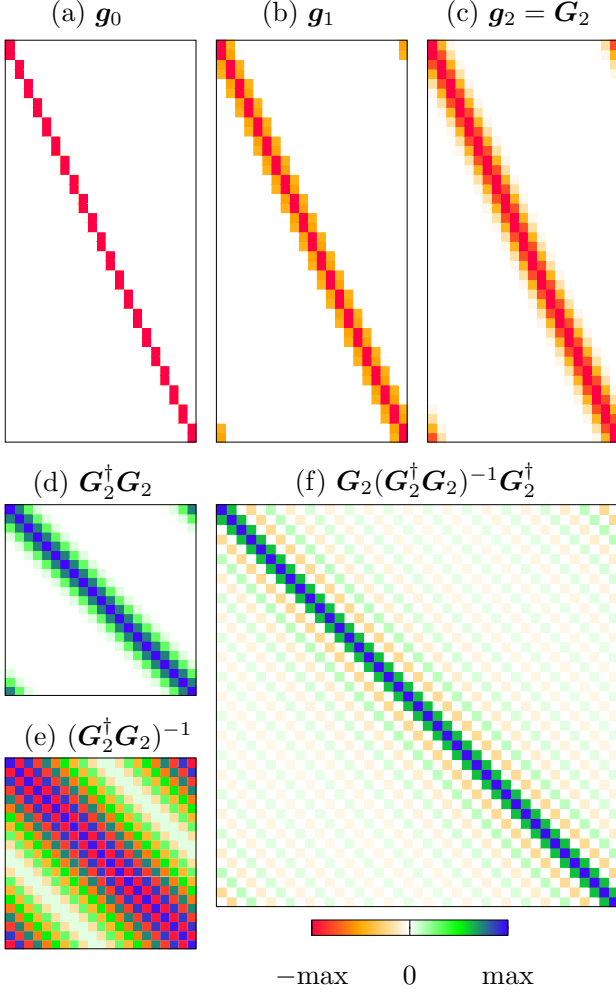


FIG. 16. Intensity plot of matrix elements for (a)  $g_0 = \Psi_i$ , (b)  $g_1$ , (c)  $g_2 = G_2$ , (d)  $G_2^\dagger G_2$ , (e)  $(G_2^\dagger G_2)^{-1}$ , and (f)  $G_2(G_2^\dagger G_2)^{-1}G_2^\dagger$  in the discretized imaginary-time evolution ansatz  $|\varphi_M(\tau)\rangle$  with  $M = 2$ . The matrix elements are all real. The variational parameters in  $|\varphi_M(\tau)\rangle$  are optimized for  $L = 42$  under PBCs at half filling, i.e.,  $N = L/2$ . In (a)–(c), the vertical axis corresponds to the site index  $x$ , while the horizontal axis corresponds to the single-particle orbital index  $n$ . In (d) and (e), both vertical and horizontal axes correspond to the single-particle orbital index  $n$ . In (f), both vertical and horizontal axes correspond to the site index  $x$ .

malization of  $|\varphi_M(\tau)\rangle$ . Using Eq. (44), we can show that

$$\begin{aligned} \frac{\langle \varphi_M(\tau) | \hat{c}_x^\dagger \hat{c}_{x'} | \varphi_M(\tau) \rangle}{\langle \varphi_M(\tau) | \varphi_M(\tau) \rangle} &= \text{tr} \left[ G_M (G_M^\dagger G_M)^{-1} G_M^\dagger \delta_{xx'} \right] \\ &= \left[ G_M (G_M^\dagger G_M)^{-1} G_M^\dagger \right]_{x'x}. \end{aligned} \quad (119)$$

Because  $(G_M^\dagger G_M)^{-1}$  is non-local,  $G_M (G_M^\dagger G_M)^{-1} G_M^\dagger$  is also non-local even for  $M \ll L$ , as shown in Fig. 16(f), implying that the expectation value of  $\hat{c}_x^\dagger \hat{c}_{x'}$  is non-zero even when sites  $x$  and  $x'$  are far apart. This should

be contrasted with the case of the the DQAP ansatz  $|\psi_M(\theta)\rangle$ , where the corresponding expectation value is given as

$$\langle \psi_M(\theta) | \hat{c}_x^\dagger \hat{c}_{x'} | \psi_M(\theta) \rangle = \text{tr} \left[ \Psi_M \Psi_M^\dagger \delta_{xx'} \right] = \left[ \Psi_M \Psi_M^\dagger \right]_{x'x} \quad (120)$$

because the real-time evolution ansatz  $|\psi_M(\theta)\rangle$  is normalized, i.e.,  $\Psi_M^\dagger \Psi_M = \mathbf{I}_N$ , and thus the expectation value of  $\hat{c}_x^\dagger \hat{c}_{x'}$  is zero when sites  $x$  and  $x'$  are far apart, provided that  $M$  is not large enough, as discussed in Sec. III D.

Consequently, the discretized imaginary-time evolution ansatz  $|\varphi_M(\tau)\rangle$  acquires the global correlation with the extremely small number of  $M$ . Figure 17 shows the mutual information  $I_{x,x'}$  of the optimized  $|\varphi_M(\tau)\rangle$  with  $M = 1, 2, 3$ . We find that, although  $I_{x,x'}$  for  $M = 1$  shows exponential decay as a function of distance  $|x - x'|$ , it is drastically improved with increasing  $M$  and the mutual information  $I_{x,x'}$  evaluated for  $M = 2$  already almost coincides with the exact value, despite that there are only four variational parameters for  $M = 2$ . We should also emphasize that no causality-cone-like structure is observed in the mutual information  $I_{x,x'}$  of the discretized imaginary-time evolution ansatz  $|\varphi_M(\tau)\rangle$ , which is in sharp contrast to the results for the discretized real-time evolution ansatz  $|\psi_M(\theta)\rangle$  shown in Fig. 9.

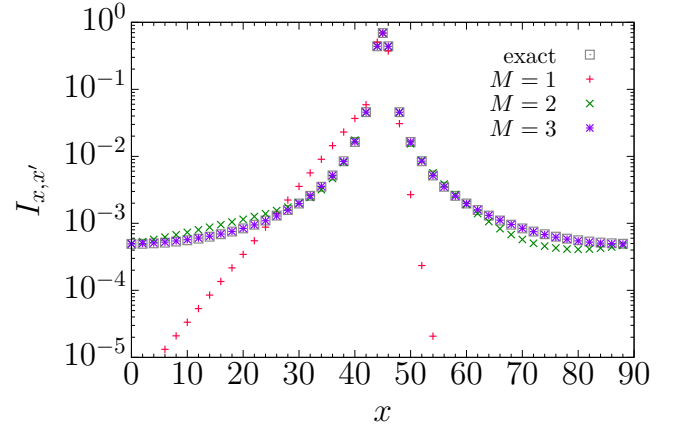


FIG. 17. Mutual information  $I_{x,x'}$  of the discretized imaginary-time evolution ansatz  $|\varphi_M(\tau)\rangle$  with the variational parameters  $\tau$  optimized for each  $M$  to minimize the variational energy. The calculations are for  $L = 90$  under PBCs at half filling, i.e.,  $N = L/2$ . Gray squares indicate the mutual information  $I_{x,x'}$  of the exact ground state. We set  $x' = 45$ . Note that  $I_{x,x'}$  exhibits an oscillatory behavior and is exactly zero at site  $x$  on the same sublattice of site  $x'$  except for  $x = x'$ .

Finally, we show in Fig. 15(c) the effective total evolution time  $\bar{\beta}(L)$  of the imaginary-time evolution in  $|\varphi_M(\tau)\rangle$  defined by

$$\bar{\beta}(L) = \frac{1}{2} \sum_{m=1}^M \sum_{p=1}^2 \tau_p^{(m)}, \quad (121)$$

where the variational parameters  $\{\tau_p^{(m)}\}$  are optimized for each  $M$  to minimize the variational energy. First, it is noticed that  $\beta(L)$  exhibits the system size dependence, which is different from that found for the discretized real-time evolution ansatz  $|\psi_M(\boldsymbol{\theta})\rangle$  shown in Fig. 13. It is also important to note that  $\beta(L)$  is not proportional to system size  $L$ . On one hand, one would expect that a large  $\tau_p^{(m)}$  is preferable to reach the ground state fast, i.e., with a fewer number of variational parameters, in a standard sense of the imaginary-time evolution. On the other hand, a large  $\tau_p^{(m)}$  might introduce bias in approximating the continuous imaginary-time evolution by the discretized evolution via the Suzuki-Trotter decomposition [71, 72]. Therefore, the optimized solution should be determined by compromising these two factors. The discretized imaginary-time evolution ansatz  $|\psi_M(\boldsymbol{\theta})\rangle$  finds the best solution available within a given value of  $M$ .

## V. SUMMARY AND DISCUSSION

As a quantum-classical hybrid algorithm to generate a desired quantum state in a quantum circuit, we have studied the DQAP ansatz  $|\psi_M(\boldsymbol{\theta})\rangle$  to represent the ground state of the one-dimensional free-fermion system. The DQAP ansatz  $|\psi_M(\boldsymbol{\theta})\rangle$  considered here is inspired by the QAOA and is composed of  $M$  layers of two elementary sets of local time-evolution operators acting on neighboring sites (i.e., qubits), as illustrated in Fig. 1. By numerically optimizing the variational parameters  $\boldsymbol{\theta} = \{\theta_1^{(1)}, \theta_2^{(1)}, \dots, \theta_1^{(M)}, \theta_2^{(M)}\}$  so as to minimize the variational energy, we have found that the exact ground state can be attained by the DQAP ansatz  $|\psi_M(\boldsymbol{\theta})\rangle$  with the number  $M_B$  of layers as large as  $(L-2)/4$  for PBCs and  $L/4$  for APBCs, i.e., the minimum number of  $M$  set by the Lieb-Robinson bound for the propagation of quantum entanglement via the local time-evolution operators (see Fig. 4). Our results thus suggest that the DQAP ansatz  $|\psi_M(\boldsymbol{\theta})\rangle$  is the ideal ansatz to represent the exact ground state based on the quantum adiabatic process. Indeed, in the DQAP scheme, the exact ground state is prepared by the shallowest quantum circuit with linear depth, containing  $\mathcal{O}(L^2)$  single-qubit and CNOT gates, where  $L$  is the number of sites in the system, i.e., the number of qubits.

We have also found that the optimized DQAP ansatz  $|\psi_M(\boldsymbol{\theta})\rangle$  with  $M$  less than  $M_B$  exhibits another series of the states that are independent of system size  $L$ . We have shown that the entanglement entropy  $S_{\mathbb{A}}$  of subsystem  $\mathbb{A}$  and the variational energy  $E_M(L)/L$  per site evaluated for these states with  $4M \leq L_{\mathbb{A}}$  and  $M < M_B$ , respectively, fall into smooth universal functions of  $M$ , independently of the system size  $L$  and the boundary conditions. This implies that the entanglement acquired by the DQAP ansatz  $|\psi_M(\boldsymbol{\theta})\rangle$  with a finite  $M$  is bounded, as in the case of the matrix product states with a finite bond dimension [39, 40]. Moreover, we have found

that the entanglement entropy  $S_{\mathbb{A}}$  and the energy difference between the variational energy and the exact one  $\Delta\varepsilon = E_M(L)/L - \varepsilon_{\infty}$  behave asymptotically as  $S_{\mathbb{A}} \approx \frac{1}{3} \ln M$  and  $\Delta\varepsilon \sim M^{-2}$ , respectively.

We have also analyzed the evolution of the single-particle orbitals in the DQAP ansatz  $|\psi_M(\boldsymbol{\theta})\rangle$  via the local time-evolution operators and the mutual information of  $|\psi_M(\boldsymbol{\theta})\rangle$  to explore how quantum entanglement is developed in the quantum state. The latter quantity also reveals the causality-cone-like structure of the propagation of quantum entanglement via the local time-evolution operators. Furthermore, we have found that the optimized variational parameters  $\boldsymbol{\theta} = \{\theta_1^{(1)}, \theta_2^{(1)}, \dots, \theta_1^{(m)}, \theta_2^{(m)}, \dots, \theta_1^{(M)}, \theta_2^{(M)}\}$  in the DQAP ansatz  $|\psi_M(\boldsymbol{\theta})\rangle$  converge to a smooth function of  $m$  for each  $\theta_p^{(m)}$  ( $p = 1, 2$ ), which is quite different from the linear scheduling functions expected when the quantum adiabatic process is naively discretized in time. We have also found that the effective total evolution time  $T_{\text{eff}}(L)$  of the optimized variational parameters  $\boldsymbol{\theta}$  in the DQAP ansatz  $|\psi_M(\boldsymbol{\theta})\rangle$  with  $M = M_B$ , thus representing the exact ground state, scales linearly with the system size  $L$ , as opposed to  $L^2$  expected in the continuous-time quantum adiabatic process with the linear scheduling. Moreover, we have found that the intermediate state in the optimized DQAP ansatz representing the exact ground state of the final Hamiltonian has an exponentially small state overlap with the ground state of the instantaneous Hamiltonian, implying that the discretized time evolution of the DQAP ansatz is far from a quantum adiabatic evolution but rather close to a quantum diabatic evolution, although the DQAP ansatz itself is motivated by a quantum adiabatic process. Nonetheless, we have also estimated the optimum scheduling function by maximizing the state overlap between the intermediate state of the DQAP ansatz and the ground state of the instantaneous Hamiltonian and found that it is rather similar to the optimum scheduling function obtained by the QAB, if the additional parameter  $\alpha$  is also optimized. The quantum diabatic like evolution of the optimized DQAP ansatz could be responsible for the quadratic speedup of the effective total evolution time  $T_{\text{eff}}(T)$  of the optimized DQAP ansatz.

We have also explored the discretized imaginary-time evolution ansatz  $|\varphi_M(\boldsymbol{\tau})\rangle$ , an imaginary-time counterpart of the DQAP ansatz  $|\psi_M(\boldsymbol{\theta})\rangle$ , for the same free-fermion system. Similarly to the DQAP ansatz  $|\psi_M(\boldsymbol{\theta})\rangle$ , the discretized imaginary-time evolution ansatz  $|\varphi_M(\boldsymbol{\tau})\rangle$  is composed of  $M$  layers of two elementary sets of local imaginary-time evolution operators acting on neighboring sites. We have found that the convergence of  $|\varphi_M(\boldsymbol{\tau})\rangle$  to the exact ground state is exponentially fast in terms of the number  $M$  of layers, as compared to that of the DQAP ansatz  $|\psi_M(\boldsymbol{\theta})\rangle$ , although both ansätze are composed of the local evolution operators. This difference is attributed to the fact that the imaginary-time evolution operator is not unitary and thus there is no limit of speed for the propagation of quantum entan-



gement via the local non-unitary imaginary-time evolution operators. In particular, for the free-fermion system, we can show directly that the expectation value  $\langle \varphi_M(\boldsymbol{\tau}) | \hat{c}_x^\dagger \hat{c}_{x'} | \varphi_M(\boldsymbol{\tau}) \rangle / \langle \varphi_M(\boldsymbol{\tau}) | \varphi_M(\boldsymbol{\tau}) \rangle$  is non-local even when  $M \ll L$ , regardless of the distance  $|x - x'|$ , because the discretized imaginary-time evolution ansatz  $|\varphi_M(\boldsymbol{\tau})\rangle$  is not normalized, i.e.,  $\langle \varphi_M(\boldsymbol{\tau}) | \varphi_M(\boldsymbol{\tau}) \rangle \neq 1$ . This is in sharp contrast to the case of the DQAP ansatz  $|\psi_M(\boldsymbol{\theta})\rangle$ , in which the corresponding expectation value  $\langle \psi_M(\boldsymbol{\theta}) | \hat{c}_x^\dagger \hat{c}_{x'} | \psi_M(\boldsymbol{\theta}) \rangle$  is zero when the two causality cones set by the Lieb-Robinson bound formed from the origins at sites  $x$  and  $x'$  do not overlap (see Fig. 10). Our result thus implies that if the local non-unitary imaginary-time evolution operator can be implemented in a quantum circuit by using  $\mathcal{O}(1)$  local single- and two-qubit unitary gates, one can prepare the ground state in this scheme by a much shallower quantum circuit with depth  $\mathcal{O}(1)$ . However, it is challenging to represent a local non-unitary operator by  $\mathcal{O}(1)$  local single- and two-qubit unitary gates, especially for a quantum state at criticality.

The free-fermion system considered here is at the critical point where the correlation function  $\langle \hat{c}_x^\dagger \hat{c}_{x'} \rangle$  decays algebraically with  $|x - x'|$  and thus the correlation is extended over the entire system. In a critical system, it is intuitively understood that at least  $L^2$  local two-qubit unitary gates are required in a quantum circuit to represent the quantum entanglement of the state for the system with  $L$  sites. Therefore, also in this sense, the DQAP ansatz  $|\psi_M(\boldsymbol{\theta})\rangle$  is an ideally compact form to represent the ground state of this system. However, it is not trivial for more general cases such as an interacting fermion system. It is thus valuable to consider a possible improvement in the quantum adiabatic process, for example, by introducing navigation proposed in the VanQver algorithm [78], for reducing the complexity of quantum processes. It is also an interesting extension to introduce a non-unitary process by inserting measurements during the quantum adiabatic process [79, 80].

We have also found that the natural gradient method can optimize the variational parameters in the DQAP ansatz  $|\psi_M(\boldsymbol{\theta})\rangle$  without any difficulty. Even with randomly chosen initial variational parameters, the optimization method can eventually find sets of optimized variational parameters to converge to the lowest variational energy (see Appendix B), implying that there is no problem such as the barren plateaus phenomena [7]. However, this could be due to the fact that for the free-fermion system, the independent matrix elements in the DQAP ansatz  $|\psi_M(\boldsymbol{\theta})\rangle$  can be significantly reduced (see discussion in Sec. III B). Therefore, it is desirable to examine the case for an interacting fermion system, for example, and this is left for a future study.

The focus in this paper was limited to the free-fermion system, where a time-evolved  $N$ -fermion state can still be described by a single Slater determinant state, and therefore any quantum advantage is expected in simulating this system on a quantum computer. However, this

system is one of the ideal systems to test the operations of NISQ devices because the quantum state described by the DQAP ansatz  $|\psi_M(\boldsymbol{\theta})\rangle$  is highly entangled but can still be treated in large systems on a classical computer.

## ACKNOWLEDGEMENT

We are grateful to Sandro Sorella and Giuseppe E. Santoro for their valuable comments and inputs on the subjects studied in this paper. We are also thankful to Hiroshi Ueda for his insightful comments on the relation to the matrix product states. Parts of the numerical simulations have been done on the HOKUSAI supercomputer at RIKEN (Project ID: No. G20015). This work was supported by JST PRESTO (No. JPMJPR191B), Grant-in-Aid for Research Activity start-up (No. JP19K23433), and Grant-in-Aid for Scientific Research (B) (No. JP18H01183) from MEXT, Japan.

## Appendix A: Derivation for the free-fermion formulas

In this Appendix, we derive Eqs. (40) and (111) by following Ref. [81]. To this end, let us first notice the following commutation relation:

$$[\hat{\mathcal{W}}_k, \hat{c}^\dagger] = \hat{c}^\dagger \mathbf{W}_k, \quad (\text{A1})$$

namely,

$$[\hat{\mathcal{W}}_k, \hat{c}_x^\dagger] = \sum_{x'=1}^L \hat{c}_{x'}^\dagger [\mathbf{W}_k]_{x'x}, \quad (\text{A2})$$

where  $\hat{\mathcal{W}}_k$  and  $\mathbf{W}_k$  are respectively a single-particle operator and the corresponding  $L \times L$  matrix defined in Eq. (38) with  $k = 1, 2, 3, \dots$ . Note that the matrix  $\mathbf{W}_k$  in Eq. (38) is assumed to be Hermitian, but Eq. (A1) is satisfied for any  $L \times L$  matrix  $\mathbf{W}_k$  and the argument given below in this Appendix is generally correct for any matrix  $\mathbf{W}_k$ .

Rearranging the terms in Eq. (A1), we obtain that

$$\hat{\mathcal{W}}_k \hat{c}^\dagger = \hat{c}^\dagger (\mathbf{W}_k + \hat{\mathcal{W}}_k). \quad (\text{A3})$$

By sequentially using Eq. (A3), we can find that

$$(\hat{\mathcal{W}}_k)^l \hat{c}^\dagger = \hat{c}^\dagger (\mathbf{W}_k + \hat{\mathcal{W}}_k)^l \quad (\text{A4})$$

for integer  $l \geq 0$ . This formula can be extended to a general function of a matrix and we can readily show that

$$e^{-z_k \hat{\mathcal{W}}_k} \hat{c}^\dagger = \hat{c}^\dagger e^{-z_k (\mathbf{W}_k + \hat{\mathcal{W}}_k)} \quad (\text{A5})$$

for any complex number  $z_k$ . Notice here that the single-particle operator  $\hat{\mathcal{W}}_k$  is a scalar in the matrix-vector multiplication and the  $L \times L$  matrix  $\mathbf{W}_k$  is a  $c$ -number in the

operator space. Therefore,  $\hat{W}_k$  and  $\mathbf{W}_k$  commute with each other and thus

$$e^{-z_k \hat{W}_k} \hat{c}^\dagger = \hat{c}^\dagger e^{-z_k \mathbf{W}_k} e^{-z_k \hat{W}_k}. \quad (\text{A6})$$

By multiplying an  $L \times N$  matrix  $\Phi_{k-1}$  from the right side, we obtain that

$$e^{-z_k \hat{W}_k} \hat{c}^\dagger \Phi_{k-1} = \hat{c}^\dagger \Phi_k e^{-z_k \hat{W}_k} \quad (\text{A7})$$

with

$$\Phi_k \equiv e^{-z_k \mathbf{W}_k} \Phi_{k-1} \quad (\text{A8})$$

and  $\Phi_0 = \Psi_0$ , where  $\Psi_0$  is an  $L \times N$  matrix.

Let us now introduce the initial state  $|\psi_0\rangle$  with  $N$  fermions as

$$|\psi_0\rangle = \prod_{n=1}^N [\hat{c}^\dagger \Psi_0]_n |0\rangle, \quad (\text{A9})$$

where  $|0\rangle$  is the vacuum of fermions. Using Eq. (A7), we find that

$$\begin{aligned} |\phi_1\rangle &\equiv e^{-z_1 \hat{W}_1} |\psi_0\rangle \\ &= e^{-z_1 \hat{W}_1} [\hat{c}^\dagger \Phi_0]_1 [\hat{c}^\dagger \Phi_0]_2 \cdots [\hat{c}^\dagger \Phi_0]_N |0\rangle \\ &= [\hat{c}^\dagger \Phi_1]_1 e^{-z_1 \hat{W}_1} [\hat{c}^\dagger \Phi_0]_2 \cdots [\hat{c}^\dagger \Phi_0]_N |0\rangle \\ &= [\hat{c}^\dagger \Phi_1]_1 [\hat{c}^\dagger \Phi_1]_2 e^{-z_1 \hat{W}_1} \cdots [\hat{c}^\dagger \Phi_0]_N |0\rangle \\ &\vdots \\ &= [\hat{c}^\dagger \Phi_1]_1 [\hat{c}^\dagger \Phi_1]_2 \cdots [\hat{c}^\dagger \Phi_1]_N e^{-z_1 \hat{W}_1} |0\rangle \\ &= \prod_{n=1}^N [\hat{c}^\dagger \Phi_1]_n |0\rangle, \end{aligned} \quad (\text{A10})$$

and thus we obtain that

$$|\phi_1\rangle = \prod_{n=1}^N [\hat{c}^\dagger \Phi_1]_n |0\rangle \quad (\text{A11})$$

with

$$\Phi_1 = e^{-z_1 \mathbf{W}_1} \Phi_0. \quad (\text{A12})$$

By repeating the same procedure, we finally arrive at the following formula:

$$\begin{aligned} |\phi_k\rangle &\equiv e^{-z_k \hat{W}_k} e^{-z_{k-1} \hat{W}_{k-1}} \cdots e^{-z_1 \hat{W}_1} |\psi_0\rangle \\ &= \prod_{n=1}^N [\hat{c}^\dagger \Phi_k]_n |0\rangle \end{aligned} \quad (\text{A13})$$

with

$$\Phi_k = e^{-z_k \mathbf{W}_k} e^{-z_{k-1} \mathbf{W}_{k-1}} \cdots e^{-z_1 \mathbf{W}_1} \Phi_0. \quad (\text{A14})$$

Equations (A13) and (A14) yield Eq. (40) with  $z_k = i\theta_k$  and  $k = 1, 2, \dots, K$ . Equation (111) is also shown similarly with  $z_k = \tau_k$ .

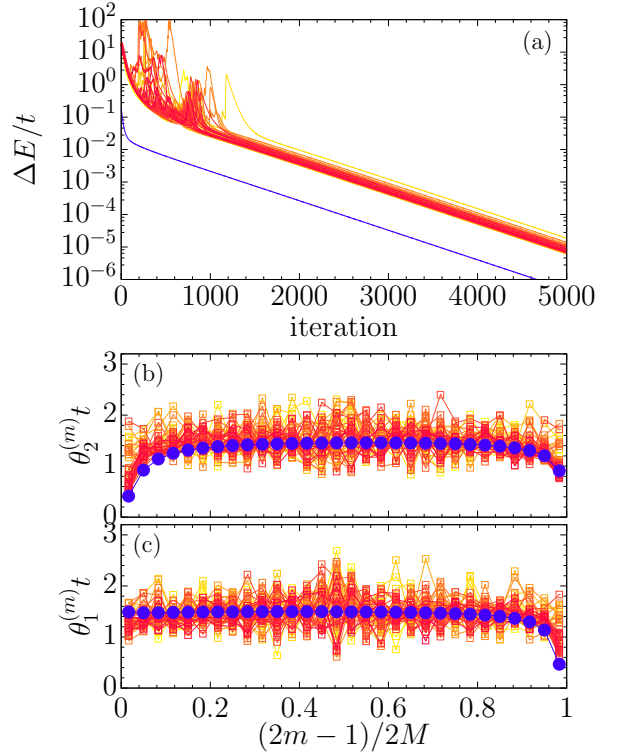


FIG. 18. (a) Error of the variational energy,  $\Delta E$ , as a function of the number of optimization iterations, and (b), (c) optimized variational parameters  $\theta_2^{(m)}$  and  $\theta_1^{(m)}$ , started with 50 different sets of initial variational parameters that are chosen randomly within  $0 \leq \theta_p^{(m)} \leq 0.01/t$  for  $m = 1, 2, \dots, M$  and  $p = 1, 2$ . The variational parameters in the DQAP ansatz  $|\psi_M(\theta)\rangle$  with  $M = L/4$  are optimized for  $L = 120$  under APBCs at half-filling, i.e.,  $N = L/4$ , and thus  $|\psi_M(\theta)\rangle$  can represent the exact ground state of the system. Colors varying from yellow to red indicate the results for 50 different sets of initial parameters. Blue line in (a) and blue circles in (b) and (c) denote the results for the DQAP ansatz  $|\psi_M(\theta)\rangle$  with the variational parameters optimized in the procedure described in Sec. III E.

## Appendix B: Robustness of optimization

In this Appendix, we show that the optimization of the variational parameters  $\theta$  in the DQAP ansatz  $|\psi_M(\theta)\rangle$  is robust for the one-dimensional free-fermion system described in Eq. (26). To this end, we start the optimization iteration with randomly initialized variational parameters and examine how the variational parameters as well as the variational energy are eventually optimized.

Figure 18(a) shows the convergence of the variational energy as a function of the number of optimization iterations starting with 50 different sets of initial variational parameters that are chosen randomly within  $0 \leq \theta_p^{(m)} \leq 0.01/t$  for  $m = 1, 2, \dots, M$  and  $p = 1, 2$ . The vertical axis in Fig. 18(a) is the energy difference  $\Delta E$  between the variational energy at a give iteration and the exact energy. We set  $\delta\beta = 0.01$  for the learning rate in Eq. (54) to

optimize the variational parameters in the DQAP ansatz  $|\psi_M(\boldsymbol{\theta})\rangle$  with  $M = L/4$  for  $L = 120$  under APBCs at half filling, and thus the DQAP ansatz  $|\psi_M(\boldsymbol{\theta})\rangle$  can represent the exact ground state.

As shown in Fig. 18(a), while they are somewhat scattered in the beginning of the iterations, all cases studied with 50 different sets of randomly chosen initial variational parameters finally converge to the exact energy exponentially with increasing the number of iterations. However, the convergence of the variational energy for the DQAP ansatz  $|\psi_M(\boldsymbol{\theta})\rangle$  optimized systematically in the procedure described in Sec. III E is at least one order of magnitude better than that for the DQAP ansatz  $|\psi_M(\boldsymbol{\theta})\rangle$  optimized with the randomly chosen initial variational parameters.

More interestingly, we find in Figs. 18(b) and 18(c) that the optimized sets of variational parameters are all different, although these sets can reproduce the exact ground state energy. Note here that  $\theta_p^{(m)}$  has redundancy with a period of  $\pi/t$  [see Eqs. (91) and (92)]. However, even if we take this redundancy into account, these sets are clearly different. Consequently, the single-particle orbitals in the optimized DQAP ansatz  $|\psi_M(\boldsymbol{\theta})\rangle$  have different shapes, depending on the variational parameters  $\boldsymbol{\theta}_p^{(m)}$ . However, this does not alter the conclusion discussed in Sec. III B, qualitatively.

### Appendix C: Boundary contribution to entanglement entropy

As described in Sec. III C, the entanglement entropy  $S_{\mathbb{A}}$  of the optimized DQAP ansatz  $|\psi_M(\boldsymbol{\theta})\rangle$  is determined by the number  $M$  of layers in the DQAP ansatz, independently of system size  $L$  and boundary conditions, provided that  $4M \leq L_A$  and  $L_A \leq L_{\bar{A}}$ , where  $L_A$  ( $L_{\bar{A}}$ ) is the size of subsystem  $\mathbb{A}$  (complement of subsystem  $\mathbb{A}$ ) and  $L = L_A + L_{\bar{A}}$ . This finding suggests that the entanglement entropy  $S_{\mathbb{A}}$  is separable to the contributions from the partitioning boundaries  $\partial_{\mathbb{A}_I}$  and  $\partial_{\mathbb{A}_{II}}$  between the two subsystems, i.e.,  $S_{\mathbb{A}} \sim S_{\partial_{\mathbb{A}_I}} + S_{\partial_{\mathbb{A}_{II}}}$ , where  $S_{\partial_{\mathbb{A}_I(II)}}$  implies the entanglement entropy from the boundary  $\partial_{\mathbb{A}_I(II)}$ . Note that the partitioning boundaries are assumed not to break any local bonding state in the initial state  $|\psi_i\rangle$  (see Fig. 7). Here, in this Appendix, we discuss more details of this point through the one-particle density matrix  $\mathbf{D}_A$  defined in Eq. (64).

Let us first introduce the one-particle density matrix  $\mathbf{D}_U$  of the whole system  $U = \mathbb{A} + \bar{\mathbb{A}}$  as

$$\mathbf{D}_U = \langle \psi_M(\boldsymbol{\theta}) | \hat{\mathbf{c}}^* \hat{\mathbf{c}}^t | \psi_M(\boldsymbol{\theta}) \rangle \quad (\text{C1})$$

$$= \boldsymbol{\Psi}_M^* \boldsymbol{\Psi}_M^t, \quad (\text{C2})$$

where  $\hat{\mathbf{c}}^*$  ( $\hat{\mathbf{c}}^t$ ) is the matrix transpose of  $\hat{\mathbf{c}}^\dagger$  ( $\hat{\mathbf{c}}$ ) in Eqs. (3) and  $\boldsymbol{\Psi}_M$  is given in Eq. (85). Note that we have used Eq. (44) to derived Eq. (C2). Then, we can readily show that

$$\mathbf{D}_U^2 = \mathbf{D}_U \quad (\text{C3})$$

because  $\boldsymbol{\Psi}_M^\dagger \boldsymbol{\Psi}_M = \mathbf{I}_N$ . This implies that the eigenvalues of  $\mathbf{D}_U$  are either 0 or 1. In the following, we assume that  $\mathbb{A} = \{1, 2, 3, \dots, L_A\}$  and  $\bar{\mathbb{A}} = \{L_A + 1, L_A + 2, L_A + 3, \dots, L\}$ , for simplicity.

Let us now write  $\mathbf{D}_U$  as

$$\mathbf{D}_U = \begin{pmatrix} \mathbf{D}_{\mathbb{A}\mathbb{A}} & \mathbf{D}_{\mathbb{A}\bar{\mathbb{A}}} \\ \mathbf{D}_{\bar{\mathbb{A}}\mathbb{A}} & \mathbf{D}_{\bar{\mathbb{A}}\bar{\mathbb{A}}} \end{pmatrix}, \quad (\text{C4})$$

where  $\mathbf{D}_{\mathbb{A}\mathbb{A}}$  is an  $L_A \times L_A$  matrix, corresponding to the one-particle density matrix  $\mathbf{D}_{\mathbb{A}}$  of subsystem  $\mathbb{A}$  defined in Eq. (64), and  $\mathbf{D}_{\bar{\mathbb{A}}\bar{\mathbb{A}}}$  is an  $L_{\bar{A}} \times L_{\bar{A}}$  matrix. Due to the idempotence of  $\mathbf{D}_U$  in Eq. (C3), we find that

$$\mathbf{D}_{\mathbb{A}\mathbb{A}}^2 + \mathbf{D}_{\bar{\mathbb{A}}\bar{\mathbb{A}}} \mathbf{D}_{\bar{\mathbb{A}}\mathbb{A}} = \mathbf{D}_{\mathbb{A}\mathbb{A}}. \quad (\text{C5})$$

Considering the spatial extent  $d_M = 4M + 2$  of the single-particle orbitals in the DQAP ansatz  $|\psi_M(\boldsymbol{\theta})\rangle$  discussed in Sec. III B, we can show that, in general,

$$\text{rank}[\mathbf{D}_{\bar{\mathbb{A}}\bar{\mathbb{A}}}] = \text{rank}[\mathbf{D}_{\bar{\mathbb{A}}\mathbb{A}}] = \min(L_A, 4M), \quad (\text{C6})$$

irrespectively of the values of the variational parameters in the DQAP ansatz  $|\psi_M(\boldsymbol{\theta})\rangle$ . Here, the spatial extent  $d_M = 4M + 2$  of the single-particle orbitals in  $\boldsymbol{\Psi}_M$  suggests that  $\mathbf{D}_U = \boldsymbol{\Psi}_M^* \boldsymbol{\Psi}_M^t$  is a band-like matrix with  $8M + 2$  non-zero elements in each row and each column, while  $\mathbf{D}_{\bar{\mathbb{A}}\bar{\mathbb{A}}}$  has an opposite matrix structure with non-zero elements appearing at the upper right and lower left corners, and the apparent rank of  $\mathbf{D}_{\bar{\mathbb{A}}\bar{\mathbb{A}}}$  is  $8M$ . For example, when  $L = 16$ ,  $N = 8$ , and  $M = 1$ , the matrix

structures of  $\Psi_M^* \Psi_M^t = \mathbf{D}_U$  are schematically given as

$$\begin{aligned}
 & \begin{pmatrix} * & * & 0 & 0 & 0 & 0 & 0 & * \\ * & * & 0 & 0 & 0 & 0 & 0 & * \\ * & * & * & 0 & 0 & 0 & 0 & 0 \\ * & * & * & 0 & 0 & 0 & 0 & 0 \\ 0 & * & * & * & 0 & 0 & 0 & 0 \\ 0 & * & * & * & 0 & 0 & 0 & 0 \\ 0 & 0 & * & * & * & 0 & 0 & 0 \\ 0 & 0 & * & * & * & 0 & 0 & 0 \\ 0 & 0 & 0 & * & * & * & 0 & 0 \\ 0 & 0 & 0 & * & * & * & 0 & 0 \\ 0 & 0 & 0 & 0 & * & * & * & 0 \\ 0 & 0 & 0 & 0 & * & * & * & * \\ * & 0 & 0 & 0 & 0 & 0 & * & * \\ * & 0 & 0 & 0 & 0 & 0 & * & * \end{pmatrix} \\
 & \times \begin{pmatrix} * & * & * & * & 0 & 0 & 0 & 0 & 0 & 0 & 0 & 0 & 0 & * & * \\ * & * & * & * & * & * & 0 & 0 & 0 & 0 & 0 & 0 & 0 & 0 & 0 \\ 0 & 0 & * & * & * & * & * & * & 0 & 0 & 0 & 0 & 0 & 0 & 0 \\ 0 & 0 & 0 & 0 & * & * & * & * & * & 0 & 0 & 0 & 0 & 0 & 0 \\ 0 & 0 & 0 & 0 & 0 & 0 & * & * & * & * & * & * & 0 & 0 & 0 \\ 0 & 0 & 0 & 0 & 0 & 0 & 0 & 0 & * & * & * & * & * & * & * \\ * & * & 0 & 0 & 0 & 0 & 0 & 0 & 0 & 0 & * & * & * & * & * \end{pmatrix} \\
 & = \begin{pmatrix} * & * & * & * & * & * & 0 & 0 & 0 & 0 & 0 & 0 & 0 & * & * & * \\ * & * & * & * & * & * & 0 & 0 & 0 & 0 & * & * & * & * & * & * \\ * & * & * & * & * & * & * & * & 0 & 0 & 0 & 0 & * & * & * & * \\ * & * & * & * & * & * & * & * & 0 & 0 & 0 & 0 & * & * & * & * \\ * & * & * & * & * & * & * & * & 0 & 0 & 0 & 0 & * & * & * & * \\ 0 & 0 & * & * & * & * & * & * & * & * & * & * & 0 & 0 & 0 & 0 \\ 0 & 0 & * & * & * & * & * & * & * & * & * & * & 0 & 0 & 0 & 0 \\ 0 & 0 & 0 & 0 & * & * & * & * & * & * & * & * & * & * & * & * \\ 0 & 0 & 0 & 0 & 0 & * & * & * & * & * & * & * & * & * & * & * \\ * & * & 0 & 0 & 0 & 0 & 0 & * & * & * & * & * & * & * & * & * \\ * & * & 0 & 0 & 0 & 0 & 0 & * & * & * & * & * & * & * & * & * \\ * & * & * & * & 0 & 0 & 0 & 0 & 0 & * & * & * & * & * & * & * \\ * & * & * & * & 0 & 0 & 0 & 0 & 0 & * & * & * & * & * & * & * \end{pmatrix} \quad (C7)
 \end{aligned}$$

where \* indicates a non-zero element and  $\mathbf{D}_{\mathbb{A}\bar{\mathbb{A}}}$  is the upper right quadrant of the matrix in the right hand side. However, due to the characteristic structure of  $\Psi_M$ , a single-particle orbital being extended spatially by two lattice spaces in each spatial direction every time the local time-evolution operators are applied, we find that the Gaussian elimination eliminates a half of the non-zero row (or column) vectors in  $\mathbf{D}_{\mathbb{A}\bar{\mathbb{A}}}$ , implying that the non-zero row (or column) vectors in  $\mathbf{D}_{\mathbb{A}\bar{\mathbb{A}}}$  are linearly dependent and only the half of them are linearly independent, which leads to Eq. (C6). Because  $\mathbf{D}_{\mathbb{A}\bar{\mathbb{A}}} = \mathbf{D}_{\bar{\mathbb{A}}\mathbb{A}}^\dagger$  and thus  $\text{rank}[\mathbf{D}_{\mathbb{A}\bar{\mathbb{A}}}\mathbf{D}_{\bar{\mathbb{A}}\mathbb{A}}] = \text{rank}[\mathbf{D}_{\mathbb{A}\bar{\mathbb{A}}}]$ , we finally obtain that

$$\text{rank}[\mathbf{D}_{\mathbb{A}\bar{\mathbb{A}}}^2 - \mathbf{D}_{\mathbb{A}\bar{\mathbb{A}}}] = \min(L_A, 4M). \quad (C8)$$

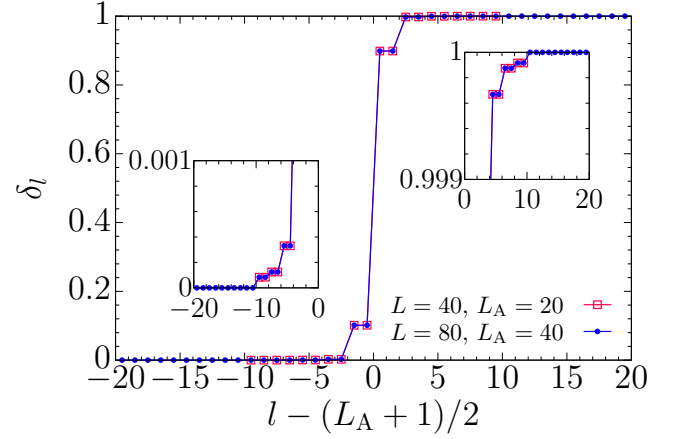


FIG. 19. Eigenvalues  $\delta_l$  of the one-particle density matrix  $\mathbf{D}_{\mathbb{A}}$  for the optimized DQAP ansatz  $|\psi_M(\boldsymbol{\theta})\rangle$  with  $M = 5$ . The variational parameters are optimized for  $L = 40$  and  $80$  under APBC at half filling, i.e.,  $N = L/2$ . We assume that the size of subsystem  $\mathbb{A}$  is  $L_A = L/2$  and thus  $4M \leq L_A$ . Insets: Enlarged plots around  $\delta_l = 0$  and  $\delta_l = 1$ . Notice that (i) all eigenvalues are symmetric around  $1/2$ , (ii) all eigenvalues for  $L = 40$  are neither 0 nor 1, (iii) all eigenvalues (except for the eigenvalues being either 0 or 1) for  $L = 80$  are identical to those for  $L = 40$ , and (iv) all eigenvalues with  $0 < \delta_l < 1$  are pairwise degenerate.

Equation (C8) immediately implies that, for the DQAP ansatz  $|\psi_M(\boldsymbol{\theta})\rangle$  with  $4M \leq L_A$ ,  $L_A - 4M$  eigenvalues of  $\mathbf{D}_{\mathbb{A}\bar{\mathbb{A}}}$  ( $= \mathbf{D}_{\mathbb{A}}$ ) are either 0 or 1. As shown schematically in Fig. 7(a), there are  $L_A/2 - 2M$  single-particle orbitals in the DQAP ansatz  $|\psi_M(\boldsymbol{\theta})\rangle$  that do not cross either side of the partitioning boundaries between the two subsystems and stay inside subsystem  $\mathbb{A}$ . These  $L_A/2 - 2M$  single-particle orbitals contribute to the eigenvalues of  $\mathbf{D}_{\mathbb{A}}$  with  $\delta_l = 1$ . Due to the particle-hole symmetry, the eigenvalues of  $\mathbf{D}_{\mathbb{A}}$  should appear symmetrically around  $1/2$  [82, 83]. Therefore, there exist  $L_A/2 - 2M$  eigenvalues of  $\mathbf{D}_{\mathbb{A}}$  with  $\delta_l = 0$ , corresponding to the unoccupied single-particle orbitals that stay inside subsystem  $\mathbb{A}$  without crossing the partitioning boundaries. The remaining  $4M$  eigenvalues of  $\mathbf{D}_{\mathbb{A}}$  are neither 0 nor 1, i.e.,  $0 < \delta_l < 1$ . These contributions are due to the single-particle orbitals ( $2M$ ) in the DQAP ansatz  $|\psi_M(\boldsymbol{\theta})\rangle$  that cross either side of the partitioning boundaries between the two subsystems and the hole counterparts ( $2M$ ) due to the particle-hole symmetry. These eigenvalues of  $\mathbf{D}_{\mathbb{A}}$  with  $0 < \delta_l < 1$  contribute to the non-zero entanglement entropy  $S_{\mathbb{A}}$  in Eq. (73).

Figure 19 shows the numerical results of the eigenvalues of  $\mathbf{D}_{\mathbb{A}}$  for the optimized DQAP ansatz  $|\psi_M(\boldsymbol{\theta})\rangle$  with  $M = 5$  and two different system sizes  $L = 40$  and  $80$ , assuming that  $L_A = L/2$  and thus  $4M \leq L_A$ . First, we can notice that the eigenvalues are all symmetric around  $1/2$ , as expected due to the particle-hole symmetry. Second, we can confirm that all the eigenvalues are neither 0 nor 1 for  $L = 40$ . Third, there are  $L_A/2 - 2M = 10$  eigenval-

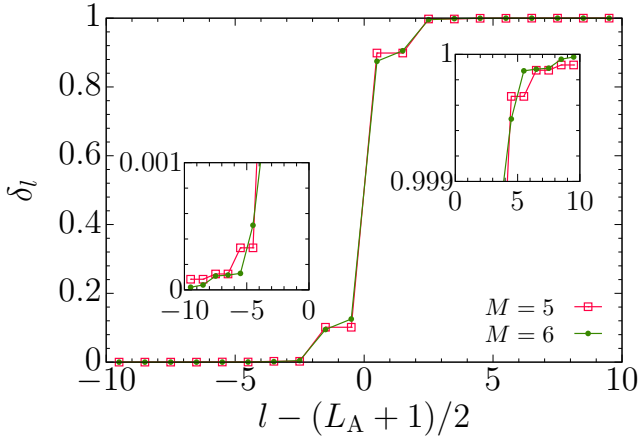


FIG. 20. Same as Fig. 19 but for  $L = 40$  with  $M = 6$ , i.e.,  $4M > L_A$ . For comparison, the same results for  $L = 40$  with  $M = 5$  shown in Fig. 19 are also plotted.

ues with  $\delta_l = 1$  as well as 10 eigenvalues with  $\delta_l = 0$  for  $L = 80$ . In addition, we can find that other eigenvalues different from 0 or 1 for  $L = 80$  are identical to the eigenvalues of  $\mathbf{D}_A$  found for  $L = 40$ . These eigenvalues  $\delta_l$  with  $0 < \delta_l < 1$  contribute to the entanglement entropy  $S_A$ , and therefore this finding is in good agreement with the result that the entanglement entropy  $S_A$  of the optimized DQAP ansatz  $|\psi_M(\boldsymbol{\theta})\rangle$  with  $4M \leq L_A$  is independent of system size  $L$  (see Fig. 6). Fourth, the eigenvalues  $\delta_l$  with  $0 < \delta_l < 1$  are pairwise degenerate. Considering that only these  $4M$  eigenvalues  $\delta_l$  with  $0 < \delta_l < 1$  contribute to the entanglement entropy  $S_A$  and these eigenvalues correspond to the single-particle orbitals in the DQAP ansatz  $|\psi_M(\boldsymbol{\theta})\rangle$  that cross either side of the partitioning boundaries and the hole counterparts, we interpret the pairwise degeneracy as a fingerprint that the contribution to the entanglement entropy  $S_A$  can be separated from the two partitioning boundaries  $\partial A_I$  and  $\partial A_{II}$ , i.e.,  $S_A \sim S_{\partial A_I} + S_{\partial A_{II}}$ . Indeed, as shown in Fig. 20, the pairwise degeneracy disappears once  $4M > L_A$  [84].

#### Appendix D: Evolution time in a continuous-time quantum adiabatic process

To make a comparison with the effective total evolution time  $T_{\text{eff}}(L)$  of the DQAP discussed in Fig. 13, here we estimate the total evolution time necessary to obtain the ground state within a given accuracy in the continuous-time quantum adiabatic process with a linear scheduling.

According to the quantum adiabatic theorem [85], the transition amplitude at time  $\tau$  to the excited state  $|\phi_\alpha(\tau)\rangle$  ( $\alpha = 1, 2, \dots$ ) is generally given by

$$|\langle \phi_\alpha(\tau) | \Psi(\tau) \rangle| \sim \frac{|\langle \phi_\alpha(\tau) | \partial_\tau \hat{\mathcal{H}}(\tau) | \phi_0(\tau) \rangle|}{(\Omega_\alpha(\tau) - \Omega_0(\tau))^2}, \quad (\text{D1})$$

where  $|\phi_\alpha(\tau)\rangle$  is the  $\alpha$ th eigenstate of the instantaneous Hamiltonian  $\hat{\mathcal{H}}(\tau)$  at time  $\tau$  with the eigenvalue  $\Omega_\alpha(\tau)$ ,

and  $|\phi_0(\tau)\rangle$  is the ground state of  $\hat{\mathcal{H}}(\tau)$  with its eigenvalue  $\Omega_0(\tau) (< \Omega_\alpha(\tau))$ .  $|\Psi(\tau)\rangle$  is the time-evolving state at time  $\tau$  via the time-dependent Schrödinger equation from the initial state  $|\Psi(0)\rangle = |\phi_0(0)\rangle$  at time  $\tau = 0$ .  $\partial_\tau \hat{\mathcal{H}}(\tau)$  indicates the time derivative of  $\hat{\mathcal{H}}(\tau)$ .

For the one-dimensional free-fermion system in Eq. (26), the time-dependent Hamiltonian  $\hat{\mathcal{H}}(\tau)$  is given as

$$\hat{\mathcal{H}}(\tau) = \hat{\mathcal{V}}_1 + (\tau/T)\hat{\mathcal{V}}_2, \quad (\text{D2})$$

where  $\hat{\mathcal{V}}_1$  and  $\hat{\mathcal{V}}_2$  are defined in Eqs. (27) and (28), respectively, and the linear scheduling is assumed with the total evolution time  $T$ , i.e., the initial time  $\tau_i = 0$  and the final time  $\tau_f = T$  in Eqs. (23). In this case, the derivative of the time-dependent Hamiltonian  $\hat{\mathcal{H}}(\tau)$  is simply

$$\partial_\tau \hat{\mathcal{H}}(\tau) = \frac{1}{T} \hat{\mathcal{V}}_2. \quad (\text{D3})$$

An upper bound of the numerator in Eq. (D1) is given by the operator norm [86], i.e.,

$$\begin{aligned} & |\langle \phi_\alpha(\tau) | \partial_\tau \hat{\mathcal{H}}(\tau) | \phi_0(\tau) \rangle| \\ & \leq \max_{|\psi\rangle \text{ with } \langle \psi | \psi \rangle = 1} |\langle \psi | \partial_\tau \hat{\mathcal{H}}(\tau) | \psi \rangle| = \frac{Lt}{2T}. \end{aligned} \quad (\text{D4})$$

The last equality follows from the fact that  $\hat{\mathcal{V}}_2$  is a direct sum of  $L/2$  two-qubit  $XY$  Hamiltonians acting on every distinct pairs of adjacent qubits. However, as shown in the following, we find that the upper bound given in Eq. (D4) overestimates by a factor of  $O(L)$ .

Let us first represent  $\hat{\mathcal{H}}(\tau)$  in the matrix form

$$\hat{\mathcal{H}}(\tau) = \hat{\mathbf{c}}^\dagger \mathbf{T}(\tau) \hat{\mathbf{c}} \quad (\text{D5})$$

with

$$\mathbf{T}(\tau) = \mathbf{V}_1 + (\tau/T)\mathbf{V}_2, \quad (\text{D6})$$

where  $\hat{\mathbf{c}}^\dagger$  and  $\hat{\mathbf{c}}$  are defined in Eqs. (3). We then diagonalize the  $L \times L$  matrix  $\mathbf{T}(\tau)$  by a unitary matrix  $\mathbf{U}(\tau)$  as

$$\mathbf{T}(\tau) = \mathbf{U}^\dagger(\tau) \mathbf{E}(\tau) \mathbf{U}(\tau), \quad (\text{D7})$$

where  $\mathbf{E}(\tau) = \text{diag}(E_1(\tau), E_2(\tau), \dots, E_L(\tau))$  is the diagonal matrix with the diagonal elements being the eigenvalues of the matrix  $\mathbf{T}(\tau)$ . The Hamiltonian  $\hat{\mathcal{H}}(\tau)$  is then represented as

$$\hat{\mathcal{H}}(\tau) = \hat{\mathbf{a}}^\dagger(\tau) \mathbf{E}(\tau) \hat{\mathbf{a}}(\tau) = \sum_{n=1}^L E_n(\tau) \hat{a}_n^\dagger(\tau) \hat{a}_n(\tau), \quad (\text{D8})$$

where  $\hat{\mathbf{a}}^\dagger(\tau)$  and  $\hat{\mathbf{a}}(\tau)$  are the fermion operators given by

$$\hat{\mathbf{a}}^\dagger(\tau) = \hat{\mathbf{c}}^\dagger \mathbf{U}(\tau), \quad \hat{\mathbf{a}}(\tau) = \mathbf{U}^\dagger(\tau) \hat{\mathbf{c}}. \quad (\text{D9})$$

It is important to notice here that, since the Hamiltonian  $\hat{\mathcal{H}}(\tau)$  is non-local for  $\tau > 0$ , the operator  $\hat{a}_n^\dagger(\tau)$  representing the  $n$ th single-particle orbital is no longer local and

the weight at each site can be approximated by  $1/\sqrt{L}$ , i.e.,  $|U_{xn}(\tau)| \sim 1/\sqrt{L}$ , where  $[U(\tau)]_{xn} = U_{xn}(\tau)$ .

The ground state  $|\phi_0(\tau)\rangle$  of the Hamiltonian  $\hat{H}(\tau)$  at time  $\tau$  with  $N$  fermions is given as

$$|\phi_0(\tau)\rangle = \prod_{n=1}^N a_n^\dagger(\tau)|0\rangle \quad (\text{D10})$$

with  $\Omega_0(\tau) = \sum_{n=1}^N E_n(\tau)$ , assuming that  $E_1(\tau) \leq E_2(\tau) \leq \dots \leq E_L(\tau)$ . Since  $\partial_\tau \hat{H}(\tau)$  is a single-particle operator, the possible excitations are restricted to particle-hole excitations, i.e.,

$$|\phi_\alpha(\tau)\rangle = \hat{a}_{n_1}^\dagger(\tau) \hat{a}_{n_2}(\tau) |\phi_0(\tau)\rangle, \quad (\text{D11})$$

where  $n_1 > N$  and  $n_2 \leq N$ . We then find that

$$\begin{aligned} & \langle \phi_\alpha(\tau) | \partial_\tau \hat{H} | \phi_0(\tau) \rangle \\ &= \frac{1}{T} \sum_{x=1}^{L/2} [\mathbf{V}_2]_{2x, 2x+1} U_{2x, n_1}^*(\tau) U_{2x+1, n_2}(\tau) \\ &+ \frac{1}{T} \sum_{x=1}^{L/2} [\mathbf{V}_2]_{2x+1, 2x} U_{2x+1, n_1}^*(\tau) U_{2x, n_2}(\tau) \end{aligned} \quad (\text{D12})$$

and hence

$$|\langle \phi_\alpha(\tau) | \partial_\tau \hat{H} | \phi_0(\tau) \rangle| \sim \frac{L^0 t}{T}, \quad (\text{D13})$$

where  $[\mathbf{V}_2]_{2x, 2x+1}$  for  $x = L/2$  is assumed to be  $[\mathbf{V}_2]_{L, 1}$ . Noting that the minimum of the spectral gap  $\Omega_\alpha(\tau) - \Omega_0(\tau)$  is realized at  $\tau = \tau_f$  and is proportional to  $t/L$  for the one-dimensional free-fermion system, one can estimate the maximum of the transition amplitude as

$$\left. \frac{|\langle \phi_\alpha(\tau) | \partial_\tau \hat{H}(\tau) | \phi_0(\tau) \rangle|}{(\Omega_\alpha(\tau) - \Omega_0(\tau))^2} \right|_{\tau=\tau_f} \sim \frac{L^2}{tT}. \quad (\text{D14})$$

Therefore, the evolution time  $T$  has to be at least as large as  $T \sim L^2$  for the time-evolving state  $|\Psi(\tau)\rangle$  to follow the quantum dynamics adiabatically.

Next, we confirm this analysis directly by numerically solving the time-dependent Schrödinger equation in Eqs. (12) and (13). In the numerical simulation, the time evolution operator  $\hat{U}(\tau, \tau_1)$  is treated as

$$\hat{U}(\tau, \tau_1) = \prod_{m=M}^1 \hat{U}(\tau_m, \tau_{m-1}) \quad (\text{D15})$$

and

$$\hat{U}(\tau_m, \tau_{m-1}) = \mathcal{T}_\tau e^{-i \int_{\tau_{m-1}}^{\tau_m} \hat{H}(\tau) d\tau}, \quad (\text{D16})$$

where  $\tau_m$  ( $m = 0, 1, 2, \dots, M$ ) is the discretized time

$$\tau_m = m\delta\tau_M \quad (\text{D17})$$

with the small time step

$$\delta\tau_M = T/M \quad (\text{D18})$$

and  $\mathcal{T}_\tau$  is the time-ordered operator. Following the Magnus expansion [87], the time evolution operator  $\hat{U}(\tau_m, \tau_{m-1})$  for the small time step  $\delta\tau_M$  can be expressed as

$$\hat{U}(\tau_m, \tau_{m-1}) = \exp \left[ \hat{\mathcal{F}}(\tau_m, \tau_{m-1}) \right], \quad (\text{D19})$$

where  $\hat{\mathcal{F}}(\tau_m, \tau_{m-1})$  is expanded in the order of the perturbation,

$$\hat{\mathcal{F}}(\tau_m, \tau_{m-1}) = \sum_{\mu=1} \hat{\mathcal{F}}_\mu(\tau_m, \tau_{m-1}), \quad (\text{D20})$$

and the  $\mu$ th order term  $\hat{\mathcal{F}}_\mu(\tau_m, \tau_{m-1})$  is anti-Hermitian, i.e.,  $[\hat{\mathcal{F}}_\mu(\tau_m, \tau_{m-1})]^\dagger = -\hat{\mathcal{F}}_\mu(\tau_m, \tau_{m-1})$ . Therefore, unitarity of the time evolution operator  $\hat{U}(\tau_m, \tau_{m-1})$  is guaranteed even when the expansion of  $\hat{\mathcal{F}}(\tau_m, \tau_{m-1})$  in Eq. (D20) is terminated at a finite order.

The first and second order terms in  $\hat{\mathcal{F}}(\tau_m, \tau_{m-1})$  are given respectively as

$$\hat{\mathcal{F}}_1(\tau_m, \tau_{m-1}) = -\frac{i\delta\tau_M}{2} (\hat{H}(\tau_m) + \hat{H}(\tau_{m-1})) \quad (\text{D21})$$

and

$$\hat{\mathcal{F}}_2(\tau_m, \tau_{m-1}) = -\frac{(i\delta\tau_M)^2}{6} [\hat{H}(\tau_m), \hat{H}(\tau_{m-1})]. \quad (\text{D22})$$

Note that for any single-particle operators

$$\hat{\mathcal{A}} = \hat{c}^\dagger \mathbf{A} \hat{c} \quad (\text{D23})$$

and

$$\hat{\mathcal{B}} = \hat{c}^\dagger \mathbf{B} \hat{c} \quad (\text{D24})$$

with  $\mathbf{A}$  and  $\mathbf{B}$  being  $L \times L$  matrices, the commutator of these single-particle operators,

$$[\hat{\mathcal{A}}, \hat{\mathcal{B}}] = \hat{c}^\dagger [\mathbf{A}, \mathbf{B}] \hat{c}, \quad (\text{D25})$$

is still a single-particle operator. Therefore, as in the case of the free-fermion system described by the time-dependent Hamiltonian  $\hat{H}(\tau)$  with the linear scheduling in Eq. (D2), all order terms  $\hat{\mathcal{F}}_\mu(\tau_m, \tau_{m-1})$ , including the higher order terms, in the Magnus expansion remain in the form of single-particle operators. Thus, we can use the algebra for free fermions without any difficulty.

We perform the numerical simulation with keeping  $\delta\tau_M = 0.01/t$ , for which we find that the result by using the time-evolution operator with only the first order expansion is essentially unchanged even when we use the time-evolution operator expanded up to the second order, suggesting that the results are well converged. Figure 21(a) shows the error  $\varepsilon$  in fidelity between the final

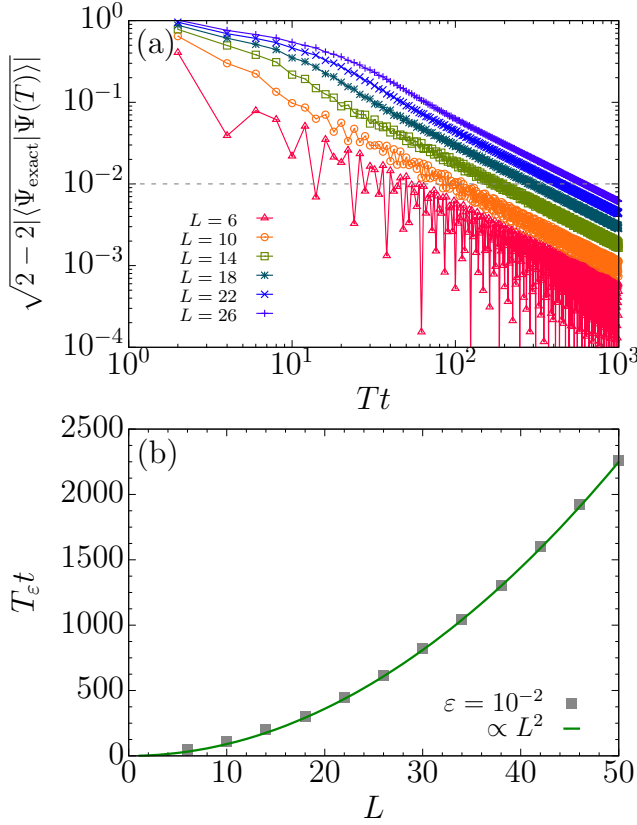


FIG. 21. (a) Error  $\varepsilon = \sqrt{2 - 2|\langle \Psi_{\text{exact}} | \Psi(T) \rangle|}$  in fidelity between the final state  $|\Psi(T)\rangle$  in the continuous-time quantum adiabatic process with the linear scheduling and the exact ground state  $|\Psi_{\text{exact}}\rangle$  of the final Hamiltonian. The results are obtained by the numerical simulation for the one-dimensional free-fermion system described in Eq. (D2) with the total evolution time  $T$  and various system sizes  $L$  under PBCs at half filling. (b) System size dependence of the total evolution time  $T_\varepsilon$  necessary to obtain the ground state of the final Hamiltonian within the accuracy of error  $\varepsilon = 0.01$  indicated by gray dashed line in (a). For comparison, a function proportional to  $L^2$  is also plotted by green solid line.

state  $|\Psi(T)\rangle$  and the exact ground state  $|\Psi_{\text{exact}}\rangle$  of the final Hamiltonian,

$$\varepsilon = \sqrt{2 - 2|\langle \Psi_{\text{exact}} | \Psi(T) \rangle|}, \quad (\text{D26})$$

plotted as a function of the total evolution time  $T$ . We find that the error decreases asymptotically as  $\varepsilon \sim 1/T$  for a give system size  $L (\gtrsim 10)$ . This is understood because the leading term of the error  $\varepsilon$  is proportional to the transition amplitude given in Eq. (D14). Figure 21(b) shows the system size dependence of the total evolution time  $T_\varepsilon$  necessary to obtain the ground state of the final Hamiltonian within the accuracy of error  $\varepsilon = 0.01$ . We indeed find that  $T_\varepsilon$  is proportional to  $L^2$ , except for small values of  $L$ , which is in good agreement with the analytical result in Eq. (D14). We thus conclude that the total evolution time necessary to obtain the ground state

within a given accuracy in the continuous-time quantum adiabatic process with the linear scheduling is proportional to  $L^2$ . This is in sharp contrast to the case of the DQAP where the effective total evolution time  $T_{\text{eff}}(L)$  necessary for the DQAP ansatz  $|\psi_M(\theta)\rangle$  to converge to the exact ground state of the final Hamiltonian is proportional to  $L$ , as shown in Fig. 13.

### Appendix E: Optimum scheduling by quantum adiabatic brachistochrone

QAB [75] is a method to find an optimum scheduling function for the quantum adiabatic process. To illustrate this method, here we consider the system described by the following Hamiltonian:

$$\hat{H}[\chi] = \sum_{p=1}^P \chi_p \hat{V}_p, \quad (\text{E1})$$

where  $\hat{V}_p$  is time independent and the quantum dynamics of the system is controlled through a set of parameters  $\chi = \{\chi_1, \chi_2, \dots, \chi_P\}$ . Namely, these parameters are varied as a function of time  $\tau$ , i.e.,  $\chi = \chi(\tau)$ . For simplicity, we reparametrize this function via a dimensionless parameter  $s(\tau)$  with  $s(0) = 0$  at the initial time  $\tau_i = 0$  and  $s(T) = 1$  at the final time  $\tau_f = T$  (i.e., the total evolution time  $T$ ), for instance, by rescaling  $s(\tau) = \tau/T$ .

In the QAB, the functional to be optimized is

$$T[\dot{\chi}, \chi] = \int_0^1 ds \mathcal{L}[\dot{\chi}, \chi], \quad (\text{E2})$$

where the Lagrangian  $\mathcal{L}[\dot{\chi}, \chi]$  is given by

$$\mathcal{L}[\dot{\chi}, \chi] = \frac{\|\sum_{p=1}^P \dot{\chi}_p \hat{V}_p\|^2}{\Delta^4[\chi(s)]}. \quad (\text{E3})$$

Here,  $\|\hat{A}\|$  denotes the Hilbert-Schmidt norm, i.e.,  $\|\hat{A}\| = \sqrt{\text{Tr}[\hat{A}^\dagger \hat{A}]}$ ,  $\Delta[\chi(s)]$  is the minimum gap between the ground state and the first excited state for the Hamiltonian  $\hat{H}[\chi]$  at time  $s$ , and  $\dot{\chi}_p = \frac{d\chi_p}{ds}$ . Note that the Lagrangian

$$\frac{\|\dot{\hat{H}}\|^2}{\Delta^4(s)} \quad (\text{E4})$$

corresponds to the upper bound of the transition probability at a given  $s$ . Therefore, the QAB determines the optimum path for  $\chi$  so as to minimize the total transition probability by solving the Euler-Lagrange equation for  $T[\dot{\chi}, \chi]$  in Eq. (E2):

$$\frac{d}{ds} \left( \frac{\partial \mathcal{L}}{\partial \dot{\chi}_p} \right) - \frac{\partial \mathcal{L}}{\partial \chi_p} = 0. \quad (\text{E5})$$

Inserting the explicit form of the Lagrangian  $\mathcal{L}[\dot{\chi}, \chi]$  given in Eq. (E3) into the Euler-Lagrange equation, we

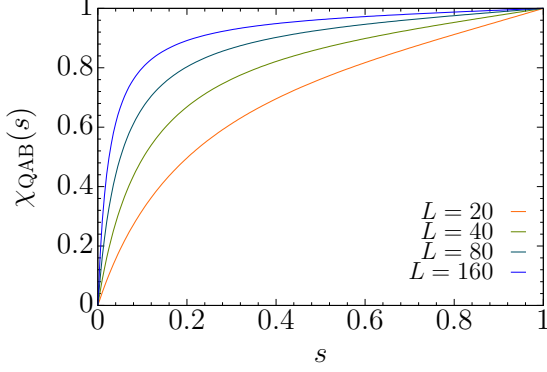


FIG. 22. The optimum scheduling function  $\chi_{\text{QAB}}(s)$  obtained by the quantum adiabatic brachistochrone (QAB) for the one-dimensional free-fermion system for various system sizes  $L$  at half filling.

obtain the following equation:

$$\ddot{\chi}_p + \sum_{i,j} \Gamma_{ij}^p \dot{\chi}_i \dot{\chi}_j = 0, \quad (\text{E6})$$

where

$$\Gamma_{ij}^p = \frac{2}{\Delta} \left( [\mathbf{C}]_{ij} \sum_q [\mathbf{C}^{-1}]_{pq} \frac{\partial \Delta}{\partial \chi_q} - \delta_{pi} \frac{\partial \Delta}{\partial \chi_j} - \delta_{pj} \frac{\partial \Delta}{\partial \chi_i} \right), \quad (\text{E7})$$

with

$$[\mathbf{C}]_{ij} = \text{Tr}[\hat{\mathcal{V}}_i \hat{\mathcal{V}}_j]. \quad (\text{E8})$$

We shall now apply this theory to the one-dimensional free-fermion system described by the Hamiltonian in Eq. (26). To facilitate an analytical treatment, we consider the following parametrization:

$$\hat{\mathcal{H}}[\chi] = \hat{\mathcal{V}}_1 + \chi \hat{\mathcal{V}}_2 \quad (\text{E9})$$

where  $\hat{\mathcal{V}}_1$  and  $\hat{\mathcal{V}}_2$  are given in Eqs. (27) and (28), respectively. Assuming that the system size is  $L$ , the minimum gap  $\Delta(\chi)$  in this case is

$$\Delta(\chi) = 2t \sqrt{(\chi - \cos(2\pi/L))^2 + \sin^2(2\pi/L)} \quad (\text{E10})$$

for both PBCs and APBCs with the closed shell condition at half filling. By inserting these into the Euler-Lagrange equation in Eq. (E5), we obtain the following differential equation for the parameter  $\chi$ :

$$\ddot{\chi} - 2 \frac{\chi - \cos(2\pi/L)}{(\chi - \cos(2\pi/L))^2 + \sin^2(2\pi/L)} \dot{\chi}^2 = 0. \quad (\text{E11})$$

The solution  $\chi_{\text{QAB}}(s)$  of this differential equation under the conditions  $\chi(0) = 0$  and  $\chi(1) = 1$  is readily found as

$$\chi_{\text{QAB}}(s) = \cos(2\pi/L) - \sin(2\pi/L) \tan(as + b) \quad (\text{E12})$$

with

$$a = -\arctan\left(\frac{\sin 2\pi/L}{1 - \cos 2\pi/L}\right) \quad (\text{E13})$$

and

$$b = \arctan\left(\frac{\cos 2\pi/L}{\sin 2\pi/L}\right). \quad (\text{E14})$$

Figure 22 shows  $\chi_{\text{QAB}}(s)$  for several values of  $L$ . The result indicates that the curvature of  $\chi_{\text{QAB}}(s)$  becomes flatter as one approaches the final time at  $s = 1$  because the minimum gap becomes smaller.

- 
- [1] John Preskill, “Quantum Computing in the NISQ era and beyond,” *Quantum* **2**, 79 (2018).  
 [2] Sergio Boixo, Sergei V. Isakov, Vadim N. Smelyanskiy, Ryan Babbush, Nan Ding, Zhang Jiang, Michael J. Bremner, John M. Martinis, and Hartmut Neven, “Characterizing quantum supremacy in near-term devices,” *Nat. Phys.* **14**, 595 (2018).  
 [3] Frank Arute, Kunal Arya, Ryan Babbush, Dave Bacon, Joseph C. Bardin, Rami Barends, Rupak Biswas, Sergio Boixo, Fernando G. S. L. Brandao, David A. Buell, Brian Burkett, Yu Chen, Zijun Chen, Ben Chiaro, Roberto Collins, William Courtney, Andrew Dunsworth, Edward Farhi, Brooks Foxen, Austin Fowler, Craig Gidney, Marissa Giustina, Rob Graff, Keith Guerin, Steve Habegger, Matthew P. Harrigan, Michael J. Hartmann, Alan Ho, Markus Hoffmann, Trent Huang, Travis S. Humble, Sergei V. Isakov, Evan Jeffrey, Zhang Jiang, Dvir Kafri, Kostyantyn Kechedzhi, Julian Kelly, Paul V. Klimov,

- Sergey Knysh, Alexander Korotkov, Fedor Kostritsa, David Landhuis, Mike Lindmark, Erik Lucero, Dmitry Lyakh, Salvatore Mandrà, Jarrod R. McClean, Matthew McEwen, Anthony Megrant, Xiao Mi, Kristel Michielsen, Masoud Mohseni, Josh Mutus, Ofer Naaman, Matthew Neeley, Charles Neill, Murphy Yuezhen Niu, Eric Ostby, Andre Petukhov, John C. Platt, Chris Quintana, Eleanor G. Rieffel, Pedram Roushan, Nicholas C. Rubin, Daniel Sank, Kevin J. Satzinger, Vadim Smelyanskiy, Kevin J. Sung, Matthew D. Trevithick, Amit Vainsencher, Benjamin Villalonga, Theodore White, Z. Jamie Yao, Ping Yeh, Adam Zalcman, Hartmut Neven, and John M. Martinis, “Quantum supremacy using a programmable superconducting processor,” *Nature* **574**, 505 (2019).  
 [4] Richard P. Feynman, “Simulating physics with computers,” *Int. J. Theor. Phys.* **21**, 467 (1982).  
 [5] Alberto Peruzzo, Jarrod McClean, Peter Shadbolt, Man-



- Hong Yung, Xiao-Qi Zhou, Peter J. Love, Alán Aspuru-Guzik, and Jeremy L. O'Brien, "A variational eigenvalue solver on a photonic quantum processor," *Nat. Commun.* **5**, 4213 (2014).
- [6] M.-H. Yung, J. Casanova, A. Mezzacapo, J. McClean, L. Lamata, A. Aspuru-Guzik, and E. Solano, "From transistor to trapped-ion computers for quantum chemistry," *Sci. Rep.* **4**, 3589 (2014).
- [7] Jarrod R. McClean, Sergio Boixo, Vadim N. Smelyanskiy, Ryan Babbush, and Hartmut Neven, "Barren plateaus in quantum neural network training landscapes," *Nat. Commun.* **9**, 4812 (2018).
- [8] Harper R. Grimsley, Sophia E. Economou, Edwin Barnes, and Nicholas J. Mayhall, "An adaptive variational algorithm for exact molecular simulations on a quantum computer," *Nat. Commun.* **10**, 3007 (2019).
- [9] Kazuhiro Seki, Tomonori Shirakawa, and Seiji Yunoki, "Symmetry-adapted variational quantum eigensolver," *Phys. Rev. A* **101**, 052340 (2020).
- [10] William J Huggins, Joonho Lee, Unpil Baek, Bryan O'Gorman, and K Birgitta Whaley, "A non-orthogonal variational quantum eigensolver," *New J. Phys.* **22**, 073009 (2020).
- [11] Jarrod R. McClean, Mollie E. Kimchi-Schwartz, Jonathan Carter, and Wibe A. de Jong, "Hybrid quantum-classical hierarchy for mitigation of decoherence and determination of excited states," *Phys. Rev. A* **95**, 042308 (2017).
- [12] J. I. Colless, V. V. Ramasesh, D. Dahlen, M. S. Blok, M. E. Kimchi-Schwartz, J. R. McClean, J. Carter, W. A. de Jong, and I. Siddiqi, "Computation of molecular spectra on a quantum processor with an error-resilient algorithm," *Phys. Rev. X* **8**, 011021 (2018).
- [13] Pauline J. Ollitrault, Abhinav Kandala, Chun-Fu Chen, Panagiotis Kl. Barkoutsos, Antonio Mezzacapo, Marco Pistoia, Sarah Sheldon, Stefan Woerner, Jay M. Gambetta, and Ivano Tavernelli, "Quantum equation of motion for computing molecular excitation energies on a noisy quantum processor," *Phys. Rev. Research* **2**, 043140 (2020).
- [14] Tyler Takeshita, Nicholas C. Rubin, Zhang Jiang, Eun-seok Lee, Ryan Babbush, and Jarrod R. McClean, "Increasing the representation accuracy of quantum simulations of chemistry without extra quantum resources," *Phys. Rev. X* **10**, 011004 (2020).
- [15] Mario Motta, Chong Sun, Adrian T. K. Tan, Matthew J. O'Rourke, Erika Ye, Austin J. Minnich, Fernando G. S. L. Brandão, and Garnet Kin-Lic Chan, "Determining eigenstates and thermal states on a quantum computer using quantum imaginary time evolution," *Nat. Phys.* **16**, 205 (2020).
- [16] Kübra Yeter-Aydeniz, Raphael C. Pooser, and George Siopsis, "Practical quantum computation of chemical and nuclear energy levels using quantum imaginary time evolution and lanczos algorithms," *npj Quantum Inf.* **6**, 63 (2020).
- [17] Hirofumi Nishi, Taichi Kosugi, and Y.-i. Matsushita, "Implementation of quantum imaginary-time evolution method on NISQ devices: Nonlocal approximation," [arXiv:2005.12715](https://arxiv.org/abs/2005.12715) (2020).
- [18] Niladri Gomes, Feng Zhang, Noah F. Berthusen, Cai-Zhuang Wang, Kai-Ming Ho, Peter P. Orth, and Yongxin Yao, "Efficient step-merged quantum imaginary time evolution algorithm for quantum chemistry," *J. Chem. Theory Comput.* **16**, 6256 (2020).
- [19] Robert M. Parrish and Peter L. McMahon, "Quantum Filter Diagonalization: Quantum Eigendecomposition without Full Quantum Phase Estimation," [arXiv:1909.08925](https://arxiv.org/abs/1909.08925) (2019).
- [20] Nicholas H. Stair, Renke Huang, and Francesco A. Evangelista, "A multireference quantum krylov algorithm for strongly correlated electrons," *J. Chem. Theory Comput.* **16**, 2236 (2020).
- [21] Kazuhiro Seki and Seiji Yunoki, "Quantum power method by a superposition of time-evolved states," [arXiv:2008.03661](https://arxiv.org/abs/2008.03661) (2020).
- [22] Jonathan Romero, Ryan Babbush, Jarrod R McClean, Cornelius Hempel, Peter J Love, and Alán Aspuru-Guzik, "Strategies for quantum computing molecular energies using the unitary coupled cluster ansatz," *Quantum Sci. Technol.* **4**, 014008 (2018).
- [23] Sam McArdle, Suguru Endo, Alán Aspuru-Guzik, Simon C. Benjamin, and Xiao Yuan, "Quantum computational chemistry," *Rev. Mod. Phys.* **92**, 015003 (2020).
- [24] Abhinav Kandala, Antonio Mezzacapo, Kristan Temme, Maika Takita, Markus Brink, Jerry M. Chow, and Jay M. Gambetta, "Hardware-efficient variational quantum eigensolver for small molecules and quantum magnets," *Nature* **549**, 242 (2017).
- [25] Francesco A. Evangelista, Garnet Kin-Lic Chan, and Gustavo E. Scuseria, "Exact parameterization of fermionic wave functions via unitary coupled cluster theory," *J. Chem. Phys.* **151**, 244112 (2019).
- [26] P. J. J. O'Malley, R. Babbush, I. D. Kivlichan, J. Romero, J. R. McClean, R. Barends, J. Kelly, P. Roushan, A. Tranter, N. Ding, B. Campbell, Y. Chen, Z. Chen, B. Chiaro, A. Dunsworth, A. G. Fowler, E. Jeffrey, E. Lucero, A. Megrant, J. Y. Mutus, M. Neeley, C. Neill, C. Quintana, D. Sank, A. Vainsencher, J. Wenner, T. C. White, P. V. Coveney, P. J. Love, H. Neven, A. Aspuru-Guzik, and J. M. Martinis, "Scalable quantum simulation of molecular energies," *Phys. Rev. X* **6**, 031007 (2016).
- [27] Yangchao Shen, Xiang Zhang, Shuaining Zhang, Jing-Ning Zhang, Man-Hong Yung, and Kihwan Kim, "Quantum implementation of the unitary coupled cluster for simulating molecular electronic structure," *Phys. Rev. A* **95**, 020501(R) (2017).
- [28] Alexander J. McCaskey, Zachary P. Parks, Jacek Jakowski, Shirley V. Moore, Titus D. Morris, Travis S. Humble, and Raphael C. Pooser, "Quantum chemistry as a benchmark for near-term quantum computers," *npj Quantum Inf.* **5**, 99 (2019).
- [29] Wen Wei Ho and Timothy H. Hsieh, "Efficient variational simulation of non-trivial quantum states," *SciPost Phys.* **6**, 29 (2019).
- [30] Glen Bigan Mbeng, Rosario Fazio, and Giuseppe E. Santoro, "Optimal quantum control with digitized quantum annealing," [arXiv:1911.12259](https://arxiv.org/abs/1911.12259) (2019).
- [31] Glen Bigan Mbeng, Rosario Fazio, and Giuseppe Santoro, "Quantum annealing: a journey through digitalization, control, and hybrid quantum variational schemes," [arXiv:1906.08948](https://arxiv.org/abs/1906.08948) (2019).
- [32] Matteo M. Wauters, Glen B. Mbeng, and Giuseppe E. Santoro, "Polynomial scaling of the quantum approximate optimization algorithm for ground-state preparation of the fully connected  $p$ -spin ferromagnet in a transverse field," *Phys. Rev. A* **102**, 062404 (2020).

- [33] Edward Farhi, Jeffrey Goldstone, and Sam Gutmann, “A quantum approximate optimization algorithm,” [arXiv:1411.4028](#) (2014).
- [34] P. Ehrenfest, “Adiabatische invarianten und quantentheorie,” *Annalen der Physik* **356**, 327 (1916).
- [35] M. Born and V. Fock, “Beweis des adiabatenatzes,” *Zeitschrift für Physik* **51**, 165 (1928).
- [36] Julian Schwinger, “On nonadiabatic processes in inhomogeneous fields,” *Phys. Rev.* **51**, 648 (1937).
- [37] Tosio Kato, “On the adiabatic theorem of quantum mechanics,” *J. Phys. Soc. Jpn.* **5**, 435 (1950).
- [38] Elliott H. Lieb and Derek W. Robinson, “The finite group velocity of quantum spin systems,” *Comm. Math. Phys.* **28**, 251 (1972).
- [39] D. Perez-Garcia, F. Verstraete, M. M. Wolf, and J. I. Cirac, “Matrix product state representations,” *Quantum Inform. Comput.* **7**, 401 (2007).
- [40] F. Verstraete, V. Murg, and J.I. Cirac, “Matrix product states, projected entangled pair states, and variational renormalization group methods for quantum spin systems,” *Adv. Phys.* **57**, 143 (2008).
- [41] Tommaso Zanca and Giuseppe E. Santoro, “Quantum annealing speedup over simulated annealing on random ising chains,” *Phys. Rev. B* **93**, 224431 (2016).
- [42] M. S. Sarandy, L. A. Wu, and D. A. Lidar, “Consistency of the adiabatic theorem,” *Quantum Info. Proc.* **3**, 331 (2004).
- [43] Tameem Albash and Daniel A. Lidar, “Adiabatic quantum computation,” *Rev. Mod. Phys.* **90**, 015002 (2018).
- [44] Tadashi Kadowaki and Hidetoshi Nishimori, “Quantum annealing in the transverse ising model,” *Phys. Rev. E* **58**, 5355 (1998).
- [45] P. Jordan and E. Wigner, “Über das paulische äquivalenzverbot,” *Zeitschrift für Physik* **47**, 631 (1928).
- [46] G. Vidal and C. M. Dawson, “Universal quantum circuit for two-qubit transformations with three controlled-not gates,” *Phys. Rev. A* **69**, 010301(R) (2004).
- [47] Vivek V. Shende, Stephen S. Bullock, and Igor L. Markov, “Recognizing small-circuit structure in two-qubit operators,” *Phys. Rev. A* **70**, 012310 (2004).
- [48] Mark W. Coffey, Ron Deiotte, and Torey Semi, “Comment on “universal quantum circuit for two-qubit transformations with three controlled-not gates” and “recognizing small-circuit structure in two-qubit operators”,” *Phys. Rev. A* **77**, 066301 (2008).
- [49] Stephen P. Jordan and Edward Farhi, “Perturbative gadgets at arbitrary orders,” *Phys. Rev. A* **77**, 062329 (2008).
- [50] S. Amari, “Neural learning in structured parameter spaces: Natural riemannian gradient,” in *Proceedings of the 9th International Conference on Neural Information Processing Systems*, NIPS’96 (MIT Press, Cambridge, MA, USA, 1996) p. 127.
- [51] S. Amari, “Natural gradient works efficiently in learning,” *Neural Comput.* **10**, 251 (1998).
- [52] Sandro Sorella, “Generalized lanczos algorithm for variational quantum monte carlo,” *Phys. Rev. B* **64**, 024512 (2001).
- [53] Michele Casula and Sandro Sorella, “Geminal wave functions with jastrow correlation: A first application to atoms,” *J. Chem. Phys.* **119**, 6500 (2003).
- [54] Seiji Yunoki and Sandro Sorella, “Two spin liquid phases in the spatially anisotropic triangular heisenberg model,” *Phys. Rev. B* **74**, 014408 (2006).
- [55] Sam McArdle, Tyson Jones, Suguru Endo, Ying Li, Simon C. Benjamin, and Xiao Yuan, “Variational ansatz-based quantum simulation of imaginary time evolution,” *npj Quantum Inf.* **5**, 75 (2019).
- [56] James Stokes, Josh Izaac, Nathan Killoran, and Giuseppe Carleo, “Quantum Natural Gradient,” *Quantum* **4**, 269 (2020).
- [57] Federico Becca and Sandro Sorella, *Quantum Monte Carlo Approaches for Correlated Systems* (Cambridge University Press, Cambridge, 2017).
- [58] Ming-Chiang Chung and Ingo Peschel, “Density-matrix spectra of solvable fermionic systems,” *Phys. Rev. B* **64**, 064412 (2001).
- [59] Siew-Ann Cheong and Christopher L. Henley, “Many-body density matrices for free fermions,” *Phys. Rev. B* **69**, 075111 (2004).
- [60] Ingo Peschel, “Calculation of reduced density matrices from correlation functions,” *J. Phys. A: Math. Gen.* **36**, L205 (2003).
- [61] For  $L = 4n_L + 2$  ( $n_L$ : integer) with PBC, which satisfies the closed shell condition, we also obtain essentially the same results except that now  $\Delta E = 0$  exactly at  $M = (L - 2)/4$ .
- [62] Note that if the initial state was composed simply of a product state of single sites,  $\ell_i$  ( $\ell_{ii}$ ) would be  $4M + 2$  ( $4M$ ). Additional two sites arise because the initial state  $|\psi_i\rangle$  considered here is a product state of local bonding states given in Eq. (29) and thus sites  $x - 2M - 1$  and  $x + 2M + 2$  for case (i) [sites  $x - 2M$  and  $x + 2M + 1$  for case (ii)] also contribute to the local expectation value  $\langle \psi_M(\boldsymbol{\theta}) | \hat{c}_x^\dagger \hat{c}_{x+1} | \psi_M(\boldsymbol{\theta}) \rangle$ , leading to  $\ell_i = 4M + 4$  ( $\ell_{ii} = 4M + 2$ ).
- [63] For PBC,  $M = (L - 2)/4$ .
- [64] T. Nishino, K. Okunishi, and M. Kikuchi, “Numerical renormalization group at criticality,” *Phys. Lett. A* **213**, 69 (1996).
- [65] Frank Pollmann, Subroto Mukerjee, Ari M. Turner, and Joel E. Moore, “Theory of finite-entanglement scaling at one-dimensional quantum critical points,” *Phys. Rev. Lett.* **102**, 255701 (2009).
- [66] B. Pirvu, G. Vidal, F. Verstraete, and L. Tagliacozzo, “Matrix product states for critical spin chains: Finite-size versus finite-entanglement scaling,” *Phys. Rev. B* **86**, 075117 (2012).
- [67] Pasquale Calabrese and John Cardy, “Entanglement entropy and quantum field theory,” *J. Stat. Mech.: Theory Exp.* **2004**, P06002 (2004).
- [68] H. W. J. Blöte, John L. Cardy, and M. P. Nightingale, “Conformal invariance, the central charge, and universal finite-size amplitudes at criticality,” *Phys. Rev. Lett.* **56**, 742 (1986).
- [69] Ian Affleck, “Universal term in the free energy at a critical point and the conformal anomaly,” *Phys. Rev. Lett.* **56**, 746 (1986).
- [70] Etienne Granet, Jesper Lykke Jacobsen, and Hubert Saleur, “Analytical results on the heisenberg spin chain in a magnetic field,” *J. Phys. A: Math. Theor.* **52**, 255302 (2019).
- [71] H. F. Trotter, “On the product of semi-groups of operators,” *Proc. Am. Math. Soc.* **10**, 545 (1959).
- [72] Masuo Suzuki, “Generalized trotter’s formula and systematic approximants of exponential operators and inner derivations with applications to many-body problems,”

- Comm. Math. Phys.* **51**, 183 (1976).
- [73] Jérémie Roland and Nicolas J. Cerf, “Quantum search by local adiabatic evolution,” *Phys. Rev. A* **65**, 042308 (2002).
- [74] Satoshi Morita and Hidetoshi Nishimori, “Mathematical foundation of quantum annealing,” *J. Math. Phys.* **49**, 125210 (2008).
- [75] A. T. Rezakhani, W.-J. Kuo, A. Hamma, D. A. Lidar, and P. Zanardi, “Quantum adiabatic brachistochrone,” *Phys. Rev. Lett.* **103**, 080502 (2009).
- [76] Takashi Yanagisawa, Soh Koike, and Kunihiko Yamaji, “Off-diagonal wave function monte carlo studies of hubbard model i,” *J. Phys. Soc. Jpn.* **67**, 3867 (1998).
- [77] Matthew J. S. Beach, Roger G. Melko, Tarun Grover, and Timothy H. Hsieh, “Making trotters sprint: A variational imaginary time ansatz for quantum many-body systems,” *Phys. Rev. B* **100**, 094434 (2019).
- [78] Shunji Matsuura, Takeshi Yamazaki, Valentin Senicourt, Lee Huntington, and Arman Zaribafyan, “VanQver: the variational and adiabatically navigated quantum eigensolver,” *New J. Phys.* **22**, 053023 (2020).
- [79] Yaodong Li, Xiao Chen, and Matthew P. A. Fisher, “Quantum zeno effect and the many-body entanglement transition,” *Phys. Rev. B* **98**, 205136 (2018).
- [80] Xiangyu Cao, Antoine Tilloy, and Andrea De Luca, “Entanglement in a fermion chain under continuous monitoring,” *SciPost Phys.* **7**, 24 (2019).
- [81] D. R. Hamann and S. B. Fahy, “Energy measurement in auxiliary-field many-electron calculations,” *Phys. Rev. B* **41**, 11352 (1990).
- [82] Hatem Barghathi, C. M. Herdman, and Adrian Del Maestro, “Rényi generalization of the accessible entanglement entropy,” *Phys. Rev. Lett.* **121**, 150501 (2018).
- [83] Elisabeth Wybo, Frank Pollmann, S. L. Sondhi, and Yizhi You, “Visualizing quasiparticles from quantum entanglement for general 1d phases,” [arXiv:2010.15137](https://arxiv.org/abs/2010.15137) .
- [84] Po-Yao Chang, Xiao Chen, Sarang Gopalakrishnan, and J. H. Pixley, “Evolution of entanglement spectra under generic quantum dynamics,” *Phys. Rev. Lett.* **123**, 190602 (2019).
- [85] Satoshi Morita and Hidetoshi Nishimori, “Convergence of quantum annealing with real-time schrödinger dynamics,” *J. Phys. Soc. Jpn.* **76**, 064002 (2007).
- [86] Runyao Duan, “Quantum adiabatic theorem revisited,” [arXiv:2003.03063](https://arxiv.org/abs/2003.03063) .
- [87] Wilhelm Magnus, “On the exponential solution of differential equations for a linear operator,” *Commun. Pure Appl. Math.* **7**, 649 (1954).