

Curvature-slope correlation of nuclear symmetry energy and its imprints on the crust-core transition, radius and tidal deformability of canonical neutron stars

Bao-An Li*¹ and Macon Magno†¹

¹*Department of Physics and Astronomy, Texas A&M University-Commerce, Commerce, TX 75429, USA*

(Dated: October 6, 2020)

Background: The nuclear symmetry energy $E_{\text{sym}}(\rho)$ encodes information about the energy necessary to make nuclear systems more neutron-rich. It is currently poorly known especially at supra-saturation densities but has broad impacts on properties of neutron stars, nuclear structures and reactions. While its slope parameter L at the saturation density ρ_0 of nuclear matter has been relatively well constrained by recent astrophysical observations and terrestrial nuclear experiments, its curvature K_{sym} characterizing the $E_{\text{sym}}(\rho)$ around $2\rho_0$ remains largely unconstrained. Over 520 calculations for $E_{\text{sym}}(\rho)$ using various nuclear theories and interactions in the literature have predicted several significantly different $K_{\text{sym}} - L$ correlations.

Purpose: If a unique $K_{\text{sym}} - L$ correlation of $E_{\text{sym}}(\rho)$ can be firmly established, it will enable us to progressively constrain the high-density behavior of $E_{\text{sym}}(\rho)$ using the available and better constrained slope parameter L . We investigate if and by how much the different $K_{\text{sym}} - L$ correlations may affect neutron star observables. We also examine if LIGO/VIRGO's observation of tidal deformability using gravitational waves from GW170817 and NICER's recent extraction of neutron star radius using high-precision X-rays can distinguish the different $K_{\text{sym}} - L$ correlations predicted.

Method: A meta-model of nuclear Equation of States (EOSs) with three representative $K_{\text{sym}} - L$ correlation functions is used to generate multiple EOSs for neutron stars. We then examine effects of the $K_{\text{sym}} - L$ correlation on the crust-core transition density and pressure as well as the radius and tidal deformation of canonical neutron stars.

Results: We found that the $K_{\text{sym}} - L$ correlation affects significantly both the crust-core transition density and pressure. It also has strong imprints on the radius and tidal deformability of canonical neutron stars especially at small L values. The available data from LIGO/VIRGO and NICER set some useful limits for the slope L but can not distinguish the three representative $K_{\text{sym}} - L$ correlations considered.

Conclusions: The $K_{\text{sym}} - L$ correlation is important for understanding properties of neutron stars. More precise and preferably independent measurements of the radius and tidal deformability from multiple observables of neutron stars have the strong potential to help pin down the curvature-slope correlation, thus the high-density behavior of nuclear symmetry energy.

I. INTRODUCTION

The crust-core transition density and pressure in neutron stars (NSs) play significant roles in modeling NS observational properties [1, 2]. In particular, they affect the fractional moment of inertia of a NS's crust closely related to the pulsar glitch phenomenon as well as the radius and quadrupole deformation of both isolated NSs and those involved in NS binary mergers. Regardless of the approaches used, determining the NS crust-core transition point involves both the first-order and second-order derivatives of the nucleon average energy in isospin-asymmetric nuclear matter with respect to the density of neutrons and protons. It thus has been known since the earlier 70's that the core-crust transition density and pressure are very sensitive to the fine details of the isospin and dense dependences of the nuclear Equation of State (EOS) [1–3]. Indeed, extensive studies using various nuclear many-body theories and interactions have examined effects of various terms in the EOS and demonstrated the significant model dependence of the NS crust-core transition density and pressure, see, e.g., Ref. [4] for a recent review. In particular,

both the slope $L = 3\rho_0[\partial E_{\text{sym}}(\rho)/\partial\rho]|_{\rho=\rho_0}$ and curvature $K_{\text{sym}} = 9\rho_0^2[\partial^2 E_{\text{sym}}(\rho)/\partial\rho^2]|_{\rho=\rho_0}$ of nuclear symmetry energy $E_{\text{sym}}(\rho)$ at the saturation density ρ_0 of nuclear matter were found to play very important roles in determining the crust-core transition density and pressure. They both also affect significantly the radii and tidal deformations of canonical neutron stars [4]. In fact, it is well known that NS radii are mostly determined by the nuclear pressure around $2\rho_0$ where the K_{sym} has the most important influence on the $E_{\text{sym}}(\rho)$ and the corresponding pressure there [5–8]. In turn, imprints of K_{sym} on observational properties of NSs may help us further constrain the poorly known high-density behavior of nuclear symmetry energy.

Unfortunately, it has been very challenging to constrain the density dependence of nuclear symmetry energy $E_{\text{sym}}(\rho)$ especially at supra-saturation densities [9]. While some significant progresses have been made in experimentally constraining the slope parameter L characterizing mostly the $E_{\text{sym}}(\rho)$ around ρ_0 , the curvature K_{sym} dominating the behavior of $E_{\text{sym}}(\rho)$ around $2\rho_0$ is much less constrained presently. More quantitatively, a survey in 2013 of 28 previous analyses of terrestrial nuclear laboratory experiments and astrophysical observations found a fiducial value of $L = 59 \pm 16$ MeV [10]. It changed to $L = 58.7 \pm 28.1$ MeV in the 2016 survey of 53 more diverse analyses using more data [11]. While the uncertainty range increased the mean value of L remains

*Bao-An.Li@tamuc.edu

†mmagno@leomail.tamuc.edu

about the same. These earlier analyses normally did not give any useful information about the K_{sym} . On the other hand, extensive surveys of over 520 theoretical predictions available in the literature up to 2014 [12, 13] indicated that K_{sym} is in the range of $-400 \leq K_{\text{sym}} \leq 100$ MeV [14, 15]. While the latest Bayesian analyses in 2020 of both the LIGO/VIRGO tidal deformability data from observing GW170817 [16] and the NICER radius data from observing PSR J0030+0451 [17, 18] found the most probable values of $L = 66_{-20}^{+12}$ and $K_{\text{sym}} = -120_{-100}^{+80}$ at 68% confidence level [19, 20]. The extracted L is consistent with its fiducial value within the error bars. These analyses of the new astrophysical data clearly provided some useful constraints on the model predictions for K_{sym} , but its uncertainty range remains quite large.

Predictions of the nuclear EOS based on many-body theories subject to various constraints, such as empirical properties of nuclear matter at ρ_0 , some properties of finite nuclei and/or terrestrial nuclear reactions, naturally introduce correlations among some features of the EOSs predicted. Indeed, strong correlations between L and K_{sym} have been found in predictions by various nuclear energy density functionals and/or microscopic many-body theories, see, e.g., Refs. [12–15, 21–26]. As discussed above, some reasonably tight experimental/observational constraints on the slope L already exist. Moreover, coming nuclear experiments as well as astrophysical observations will help narrow down further its uncertainties. Thus, if one can establish firmly the $K_{\text{sym}} - L$ correlation, it can then help progressively constrain the K_{sym} using the available constraints on L .

In this work, using the EOS meta-modeling approach of Refs. [27–30] we study effects of the $K_{\text{sym}} - L$ correlation on the crust-core transition density and pressure as well as its imprints on the radius and tidal deformability of canonical neutron stars of mass $1.4 M_{\odot}$. When necessary and possible, we also discuss if constraints on the NS tidal deformability from LIGO/VIRGO’s observation of GW170817 [16] and constraints on the NS radius from NICER’s recent observation of PSR J0030+0451 [17, 18] can help distinguish different $K_{\text{sym}} - L$ correlations and/or how they may help constrain the L parameter.

The rest of the paper is organized as follows. In the next section, we first outline the EOS meta-modeling method and three representative $K_{\text{sym}} - L$ correlation functions available in the literature. We then examine effects of the $K_{\text{sym}} - L$ correlation on the crust-core transition density and pressure by comparing results using the three different $K_{\text{sym}} - L$ correlation functions in a large EOS parameter space allowed by all existing constraints. We then investigate imprints of the $K_{\text{sym}} - L$ correlation on the radius and tidal deformability of neutron stars. A summary and conclusions are given at the end.

II. THEORETICAL APPROACH

Here we outline the major components of our approach. We focus on the new features but skip most of the details that one can easily find in the literature. For completeness and ease of the following discussions, when necessary we also recall briefly some of the well established equations and methods we adopted here.

A. Parameterizing the EOS of neutron-rich nucleonic matter

For neutron-rich nucleonic matter of neutron density ρ_n and proton density ρ_p , it has an isospin asymmetry $\delta = (\rho_n - \rho_p)/\rho$ and density $\rho = \rho_n + \rho_p$. Its EOS can be written as [31]

$$E(\rho, \delta) = E_0(\rho) + E_{\text{sym}}(\rho)\delta^2 + \mathcal{O}(\delta^4) \quad (1)$$

in terms of the energy per nucleon $E_0(\rho) \equiv E(\rho, \delta = 0)$ in symmetric nuclear matter (SNM) and the symmetry energy $E_{\text{sym}}(\rho)$. For a given EOS $E(\rho, \delta)$ from a nuclear many-body theory, it is customary to Taylor expand both the $E_0(\rho)$ and $E_{\text{sym}}(\rho)$ as functions of $(\rho - \rho_0)/(3\rho_0)$ with coefficients given by their density derivatives at ρ_0 . This approach is particularly useful in the traditional forward-modeling of various physics problems. Unfortunately, the coefficients predicted so far are still very model dependent and often show characteristically different correlations.

In a different method that is almost opposite to the traditional approach mentioned above, independent of the nuclear many-body theories and interactions used and without knowing *a priori* the EOS, one can simply parameterize the SNM EOS $E_0(\rho)$ and the symmetry energy $E_{\text{sym}}(\rho)$ as functions of $(\rho - \rho_0)/(3\rho_0)$ in the same form as if they are Taylor expansions of some known EOSs. By randomly generating the relevant parameters for the parameterized $E_0(\rho)$ and $E_{\text{sym}}(\rho)$, one can mimic all available EOSs in the literature. By purposely parameterizing the $E_0(\rho)$ and $E_{\text{sym}}(\rho)$ as if they are Taylor expansions, one can limit their parameter ranges to those of the Taylor coefficients predicted by all available nuclear many-body theories. Such kinds of meta-modeling of nuclear EOSs [32, 33] or EOS generators [27–30] have been found particularly useful in solving the NS inverse-structure problems. They have been used successfully in both the direct inversion of NS observables in the three-dimensional high-density EOS parameter space [27–30] and the Bayesian inferences of EOS parameters from NS observables [19, 20, 34, 35] or heavy-ion reaction data [36]. In general, parameterized functions are necessary in all machine learning processes. It is advantageous to select functions such that one can make better use of available data/knowledge to set the prior ranges and probability distributions of the parameters. Our parameterizations of the $E_0(\rho)$ and $E_{\text{sym}}(\rho)$ are based on this consideration.

We parameterize the $E_0(\rho)$ and $E_{\text{sym}}(\rho)$ up to the third power of $(\rho - \rho_0)(3\rho_0)$ according to

$$E_0(\rho) = E_0(\rho_0) + \frac{K_0}{2} \left(\frac{\rho - \rho_0}{3\rho_0} \right)^2 + \frac{J_0}{6} \left(\frac{\rho - \rho_0}{3\rho_0} \right)^3, \quad (2)$$

$$E_{\text{sym}}(\rho) = E_{\text{sym}}(\rho_0) + L \left(\frac{\rho - \rho_0}{3\rho_0} \right) + \frac{K_{\text{sym}}}{2} \left(\frac{\rho - \rho_0}{3\rho_0} \right)^2 + \frac{J_{\text{sym}}}{6} \left(\frac{\rho - \rho_0}{3\rho_0} \right)^3. \quad (3)$$

Values of $E_0(\rho_0)$ and $E_{\text{sym}}(\rho_0)$ have no effect on the crust-core transition and have little effects on NS global properties. We thus fix them at their known empirical values of $E_0(\rho_0) = -15.9 \pm 0.4$ MeV [40] and $E_{\text{sym}}(\rho_0) = 31.6 \pm 2.7$ MeV [10, 11].

In generating the EOSs, the parameters K_0 , J_0 , L , K_{sym} and J_{sym} are varied in ranges or fixed at specific values consistent with our currently knowledge from nuclear theories and experiments. For instance, the most probable incompressibility of symmetric nuclear matter is relatively well constrained to $K_0 = 240 \pm 20$ MeV [37–39]. We thus use three separate values of 220, 240 and 260 MeV for the K_0 . The J_0 was predicted to be in the range of $-800 \leq J_0 \leq 400$ MeV using various nuclear theories and forces [14, 15]. Its most probable value was found to be $J_0 = -165^{+55}_{-45}$ [20] at 68% confidence level from very recent Bayesian analyses of NS properties, while a value of $J_0 = -215^{+20}_{-20}$ MeV [36] was inferred from a recent Bayesian analysis of the collective flow and kaon production in relativistic heavy-ion collisions. Obviously, these Bayesian analyses have clearly narrowed down the predicted range of J_0 , but still have relatively large errors. Fortunately, as it has been shown very recently in Ref. [35] in a Bayesian analysis using the EOS meta-modeling approach of Refs. [32, 33], the crust-core transition density and pressure are insensitive to J_0 even when it is varied in an extremely large range between -1000 and $+1000$ MeV. Thus, in studying the crust-core transition we simply set $J_0 = 0$. While in constructing the core EOS for studying properties of NSs, we will fix it at a value sufficient to support NSs with a maximum mass of about $2 M_\odot$, and be consistent with the results of the two Bayesian analyses mentioned above.

Consistent with earlier findings, it was also shown in Ref. [35] that the crust-core transition density and pressure are very sensitive to the symmetry energy parameters by varying them independently within their large prior ranges of $10 \leq L \leq 80$ MeV, $-400 \leq K_{\text{sym}} \leq 200$ MeV, and $-2000 \leq J_{\text{sym}} \leq 2000$ MeV, respectively [35]. Some of these prior ranges are significantly wider than but consistent with those from surveying earlier analyses of both nuclear and astrophysical data [10, 11]. Interestingly, it was shown in Refs. [41, 42] that the crust-core transition density is almost equally sensitive to the slope L and curvature K_{sym} while the sensitivity to the J_{sym} parameter is weaker but appreciable. These useful prior knowledge and findings are considered when we vary the EOS parameters in our own study here.

B. Slope-curvature correlation of nuclear symmetry energy

Among the $K_{\text{sym}} - L$ correlation functions found in the literature, the following one by Mondal *et al.* [25]

$$K_{\text{sym}} = (-4.97 \pm 0.07)(3E_{\text{sym}}(\rho_0) - L) + 66.80 \pm 2.14 \text{ MeV} \quad (4)$$

is based on probably the most number of theoretical predictions including 240 Skyrme Hartree-Fock (SHF) [12] and 263 Relativistic Mean-Field (RMF) calculations [13] compiled by Dutra *et al.* Using the same inputs but restricting to predictions giving $0.149 < \rho_0 < 0.17 \text{ fm}^{-3}$, $-17 < E_0(\rho_0) < -15$ MeV, $25 < E_{\text{sym}}(\rho_0) < 36$ MeV, and $180 < K_0 < 275$ MeV, Tews *et al.* [14] deduced the following correlation at 68% confidence level

$$K_{\text{sym}} = 3.50L - 305.67 \pm 24.26 \text{ MeV}. \quad (5)$$

Since the above two correlations stem from the same sets of model predictions albeit some additional selection criteria were used by Tews *et al.*, as shown in Fig. 1, they largely overlap for $L > 60$ MeV but show significant differences at lower L values.

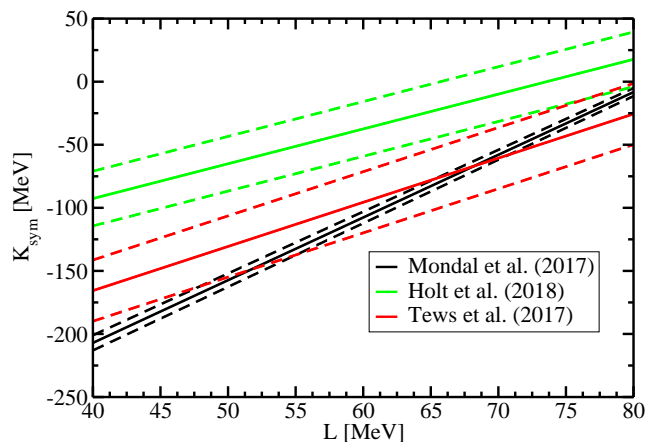


FIG. 1: (Color online) The $K_{\text{sym}} - L$ correlation from Tews *et al.* [14] (red), Mondal *et al.* [25] (black) and Holt *et al.* [26] (green), respectively. The solid lines are the means and the dashed lines are the upper and lower limits of each correlation.

More recently, within the Fermi liquid theory with parameters benchmarked by chiral effective field theory predictions at sub-saturation densities, Holt and Lim [26] derived the relations $L = 6.70E_{\text{sym}}(\rho_0) - 148.60 \pm 4.37$ MeV and $K_{\text{sym}} = 18.50E_{\text{sym}}(\rho_0) - 613.18 \pm 9.62$ MeV, leading to the $K_{\text{sym}} - L$ correlation of

$$K_{\text{sym}} = 2.76L - 203.07 \pm 21.69 \text{ MeV}. \quad (6)$$

This correlation is shown as the green line in Fig. 1.

In the range of $40 < L < 80$ MeV consistent with its fiducial range from earlier surveys [10, 11], the range of

K_{sym} especially at lower L values in the Holt correlation is significantly higher than those in the other two cases. As we shall show, this has significant effects on properties of neutron stars. Holt *et al.* found that the largest source of uncertainty in their $K_{\text{sym}} - L$ correlation is the assumed fiducial value of K_0 between 220 and 260 MeV. We will thus also examine the role of K_0 in comparison with that of the $K_{\text{sym}} - L$ correlation on the crust-core transition and radius of canonical neutron stars. We note that in this study we only used the means of the $K_{\text{sym}} - L$ correlations shown in Fig. 1 without considering the uncertainty of each individual correlation.

C. Thermodynamical method for finding the crust-core transition density in neutron stars

Since the pioneering work of Baym *et al.* in 1971 [1, 2], the crust-core transition density and pressure in NSs have been studied extensively using several approaches starting from either the crust or core side. The most widely used one is by examining whether small density fluctuations will grow in the uniform core. This is often done by using the dynamical method considering the surface and Coulomb effects of clusters or its long-wavelength limit, i.e., the thermodynamical method, see, e.g., Refs. [43–70], or the RPA [71–73]. The crust-core transition has also been studied by comparing the free energy of clustered matter with that of the uniform matter either using various mass models within the Compressible Liquid Drop Mode [1, 2, 43, 44, 49, 74–76] or the 3D Hartree-Fock theory [77, 78] for nuclei on the Coulomb lattice using the Wigner-Seitz approximation.

Perhaps, the simplest approach is the thermodynamical method which we use here. In this approach [7, 45, 46], the crust-core transition density is found by examining when the following effective incompressibility of the uniform NS core at β -equilibrium becomes negative (the corresponding speed of sound becomes imaginary), indicating the start of cluster formation (or the onset of spinodal decomposition)

$$K_\mu = \rho^2 \frac{d^2 E_0}{d\rho^2} + 2\rho \frac{dE_0}{d\rho} + \delta^2 \left[\rho^2 \frac{d^2 E_{\text{sym}}}{d\rho^2} + 2\rho \frac{dE_{\text{sym}}}{d\rho} - 2E_{\text{sym}}^{-1}(\rho) \left(\rho \frac{dE_{\text{sym}}}{d\rho} \right)^2 \right]. \quad (7)$$

In terms of several EOS parameters, the crust-core transition density is determined by setting

$$K_\mu = \frac{1}{9} \left(\frac{\rho}{\rho_0} \right)^2 K_0 + 2\rho \frac{dE_0}{d\rho} + \delta^2 \left[\frac{1}{9} \left(\frac{\rho}{\rho_0} \right)^2 K_{\text{sym}} + \frac{2}{3} \frac{\rho}{\rho_0} L - 2E_{\text{sym}}^{-1}(\rho) \left(\frac{1}{3} \frac{\rho}{\rho_0} L \right)^2 \right] = 0. \quad (8)$$

The last two terms in the bracket (isospin-dependent part) approximately cancel out, thus leaving the K_{sym} dominates [27]. Nevertheless, the K_0 and L also play

significant roles. Thus, different $K_{\text{sym}} - L$ correlations are expected to affect the crust-core transition density. For earlier discussions on this issue, we refer the reader to Ref. [4, 23, 76] and the references therein.

It is interesting to note that Eq. (8) may have a second solution at a supra-saturation density besides the one at a sub-saturation density indicating the crust-core transition [46]. This happens only in cases where the symmetry energy is super-soft (flat or decreasing with increasing density) at high densities when the L is very small but the K_{sym} has a big negative value. In these cases, if the incompressibility K_0 of SNM is not high enough, then the negative contribution of the symmetry energy to the K_μ may cause the latter to decrease with increasing density. At some critical density, it will then reach zero again, indicating the onset of another dynamical instability. While by linking the liquid core EOS with a crust EOS at the crust-core transition density one has constructed a stable EOS up to the onset of the second instability, the physical meaning of the latter is currently not clear. Interestingly, it was speculated in Ref. [46] that the second instability may indicate the start of another new phase, e.g., solidification, in the inner core of neutron stars. Without knowing how to model this essentially pure neutron matter core (as a result of the super-soft symmetry energy) at very high densities (above the generally expected hadron-quark transition density), we simply stop generating the EOS when the second instability happens (by default in the code by enforcing the dynamical stability condition in meta-modeling the EOS). This can happen before the causal limit or the $dM/dR=0$ point on the mass (M)-radius (R) curve is reached.

We found that the second instability happens mostly with the Mondal and Tews correlations giving large negative values of K_{sym} when L is around 40-50 MeV and K_0 is around 220-240 MeV. It does not happen with the Holt correlation as it gives significantly higher K_{sym} values. These can be easily understood from the competition of the different terms in Eq. (8). Thus, the three different $K_{\text{sym}}-L$ correlations with small L values affect significantly the maximum masses they predict. However, they have little effects on properties of canonical neutron stars as the second instability happens normally at very high densities reachable only in the core of massive neutron stars. For example, for the Mondal correlation with $L=40$ MeV, $K_{\text{sym}}=-205$ MeV, $J_{\text{sym}}=296.8$ MeV, $K_0 = 220$ MeV and $J_0 = -180$ MeV, the second instability happens at $6.82\rho_0$. As a result, the maximum mass this EOS parameter set can support is about $1.9 M_\odot$ while that with the Holt correlation is about $2.1 M_\odot$ as we shall discuss in more detail in Section III C.

In our opinion, the possible appearance of the second instability when the symmetry energy is super-soft in the inner core of neutron stars is not a deficiency of the EOS meta-model we used. As pointed out in Ref. [46], there might be interesting new physics associated with the second instability. Without restrictions of the underlying energy density functionals in various nuclear many-body

theories, the EOS meta-model can freely explore the entire EOS parameter space allowed by general physics principles. It can thus facilitate the study of previously unexplored areas of the EOS parameter space and the corresponding phases of neutron star matter. Since the second dynamical instability may happen mostly at densities above the normally expected hadron-quark transition and we do not have a model for the EOS of the possible new phase above the second instability, we postpone the study on the possibly new physics associated with the latter to a future work. In this work, within the $npe\mu$ model enforcing the dynamical stability throughout neutron stars we focus on properties of canonical neutron stars that are not affected by the possible second instability.

D. Constructing the EOS for neutron stars

Within the $npe\mu$ model assuming NSs are made of neutrons, protons, electrons and muons at β -equilibrium under charge neutrality and dynamical stability conditions, the pressure

$$P(\rho, \delta) = \rho^2 \frac{d\epsilon(\rho, \delta)/\rho}{d\rho} \quad (9)$$

is obtained from the energy density $\epsilon(\rho, \delta) = \epsilon_n(\rho, \delta) + \epsilon_l(\rho, \delta)$ with $\epsilon_n(\rho, \delta)$ and $\epsilon_l(\rho, \delta)$ being the energy densities of nucleons and leptons, respectively. While the $\epsilon_l(\rho, \delta)$ is calculated using the noninteracting Fermi gas model [83], the $\epsilon_n(\rho, \delta)$ is from

$$\epsilon_n(\rho, \delta) = \rho[E(\rho, \delta) + M_N] \quad (10)$$

where M_N is the average nucleon mass.

Below the crust-core transition density, we use the NV EOS [79] for the inner crust and the BPS EOS [1] for the outer crust. For the purposes of this work, this choice is sufficient. However, we notice that more modern descriptions for both the inner crust including a possible pasta phase, see, e.g. [76], and the outer crust built from the same interaction as the core EOS in a uniform approach, see, e.g. [80], are available in the literature.

Having discussed earlier how to find the crust-core transition point, we now discuss briefly how the core EOS is determined, namely selecting the values or ranges of the high-density EOS parameters especially the J_0 and J_{sym} . The maximum mass $2.14 M_\odot$ of NSs observed so far [81] requires J_0 to be higher than about -200 MeV [30] slightly depending on the symmetry energy parameters L , K_{sym} and J_{sym} used [30]. For the purposes of this work focusing on effects of $K_{\text{sym}} - L$ correlation on properties of canonical NSs, it is sufficient to simply use a constant J_0 that is large enough to support NSs as massive as about $2.0 M_\odot$ in the whole EOS parameter space considered. Here we present results all obtained with $J_0 = -180$ MeV. Using different values, e.g., -215 MeV, also satisfying the above conditions and being consistent with the results of Bayesian analyses of both NS

properties and heavy-ion reactions mentioned earlier, our results remain qualitatively the same.

To our best knowledge, presently there is no clear constraint on the value of J_{sym} from neither astrophysical observations nor terrestrial experiments. Interestingly, however, the study of Mondal *et al.* predicted its most probable value at $J_{\text{sym}} = 296.8 \pm 73.6$ MeV by putting several terrestrial experimental constraints on the universal correlations of EOS parameters they studied [25]. For demonstrating effects of the $K_{\text{sym}} - L$ correlations, here we adopt the value of $J_{\text{sym}} = 296.8$ MeV for both the crust and the core, except for a comparison to examine effects of the crust using a different value of J_{sym} . We did systematically vary the values of both J_0 and J_{sym} under the conditions that all EOSs have to be casual, dynamically stable and stiff enough to support NSs as massive as about $2.0 M_\odot$, our qualitative conclusions are the same while there are some slight differences quantitatively. Since the crust-core transition density and pressure have some appreciable dependences on J_{sym} , to be consistent, we use the same J_{sym} in finding the crust-core transition point and constructing the core EOS unless otherwise specified.

The resulting EOS for the whole NS in the form of $P(\epsilon)$ is then used as the input in solving the standard Tolman-Oppenheimer-Volkov (TOV) NS structure equations [82, 83]

$$\frac{dP}{dr} = -\frac{G(m(r) + 4\pi r^3 P/c^2)(\epsilon + P/c^2)}{r(r - 2Gm(r)/c^2)}, \quad (11)$$

$$\frac{dm(r)}{dr} = 4\pi r^2 \epsilon. \quad (12)$$

The NS mass M is obtained from integrating the mass profile $m(r)$ and the radius R is found when the pressure becomes zero on the surface starting from the central pressure P_c where $m(0) = 0$. The codes used in this work are developed from modifying those used in Refs. [27, 84].

III. RESULTS AND DISCUSSIONS

A. Effects of the $K_{\text{sym}} - L$ correlation on the NS crust-core transition density

Shown in Fig. 2 are the crust-core transition density as a function of L with the indicated three different $K_{\text{sym}} - L$ correlations, $K_0 = 220, 240$ and 260 MeV, $J_{\text{sym}}(\text{crust}) = -200$ (left) and $+296.8$ MeV (right), respectively. The same results are also shown in Fig. 3 but as functions of K_{sym} instead. Overall, the crust-core transition density is around $\rho_0/2$ often used as its fiducial value in the literature. Clearly, among the variables studied, the $K_{\text{sym}} - L$ correlation has the strongest effect on the crust-core transition density.

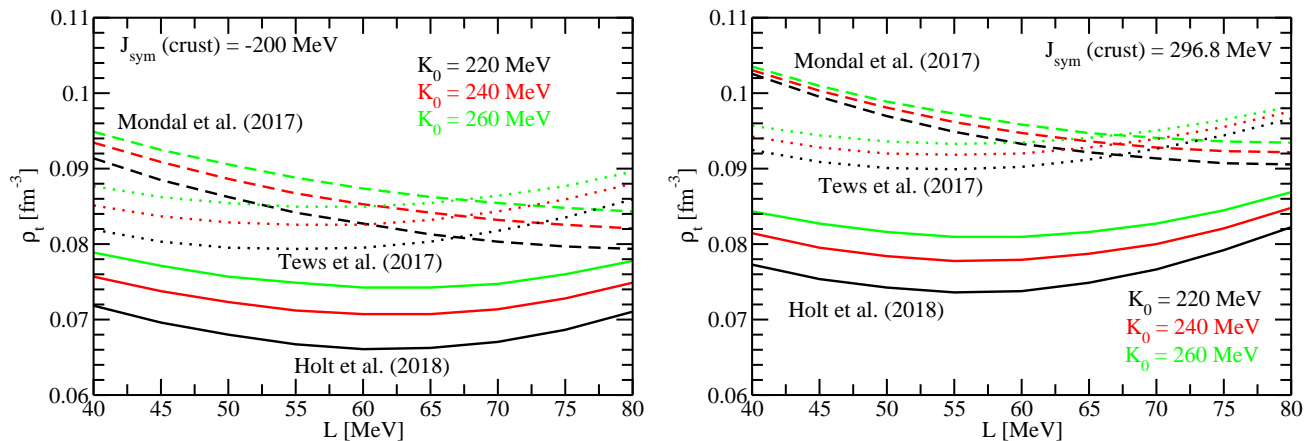


FIG. 2: (Color online) The crust-core transition density as a function of L with the indicated three different $K_{\text{sym}} - L$ correlations with $K_0 = 220, 240$ and 260 MeV and $J_{\text{sym}}(\text{crust}) = -200$ (left) and $+296.8$ MeV (right), respectively.

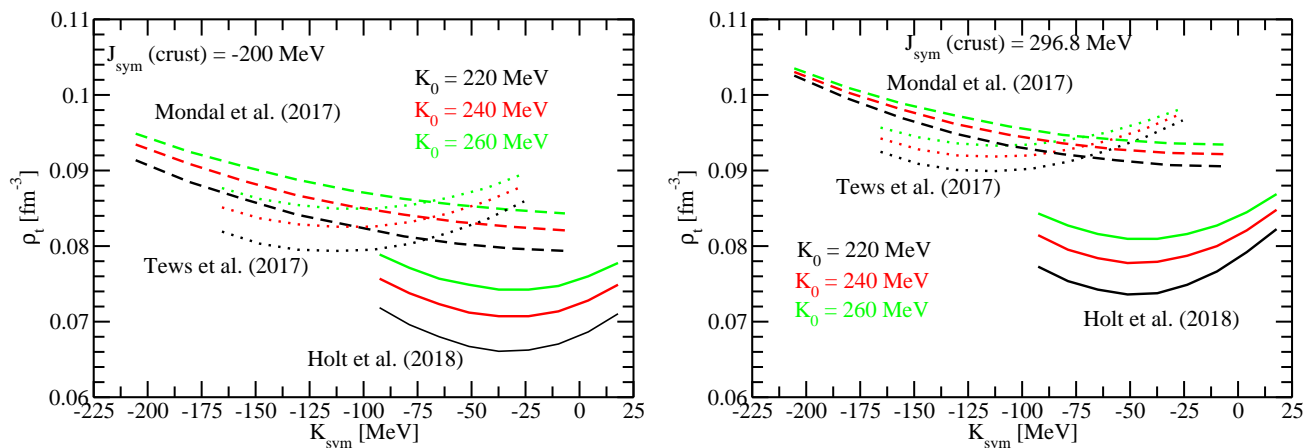


FIG. 3: (Color online) The crust-core transition density as a function of K_{sym} with the indicated three different $K_{\text{sym}} - L$ correlations with $K_0 = 220, 240$ and 260 MeV and $J_{\text{sym}}(\text{crust}) = -200$ (left) and $+296.8$ MeV (right), respectively.

The incompressibility K_0 of symmetric nuclear matter also shows a significant effect especially in the case with the Holt correlation. Its increase makes the transition density higher. This can be understood easily from Eq. (8). A higher value of K_0 needs a higher ρ_t to make K_μ zero as the first term of Eq. (8) involving K_0 is always positive and increases with density quadratically.

It is seen that the J_{sym} parameter plays an appreciable role. Its increase also makes the transition density higher through the $E_{\text{sym}}^{-1}(\rho)$ term in Eq. (8). As shown in Fig. 1, in the same range of L , the three correlations have different ranges for the K_{sym} parameter. Since the latter plays the most important role in determining the crust-core transition density, the correlation effects look more obvious in Fig. 3 where the transition density is shown as a function of K_{sym} . We notice that because the L and K_{sym} are correlated, the results shown in Fig. 2 and Fig. 3 are not independent and can be translated into each

other easily.

For comparisons, it is worth noting that effects of both the $K_{\text{sym}} - L$ correlation and K_0 examined here are actually larger than those due to the isospin-dependence of the surface tension examined in the compressible liquid drop model [42, 76] or the coefficients of the δ^4 and δ^6 terms in expanding the EOS of isospin-asymmetric nuclear matter [47, 48, 67]. Thus, considering all the factors and their associated uncertainties, it appears that the model-dependent $K_{\text{sym}} - L$ correlation is a dominating factor in determining the crust-core transition density.

B. Effects of the $K_{\text{sym}} - L$ correlation on the crust-core transition pressure

We notice that in constructing the EOS for the whole NS by connecting the core EOS with that of the crust, the

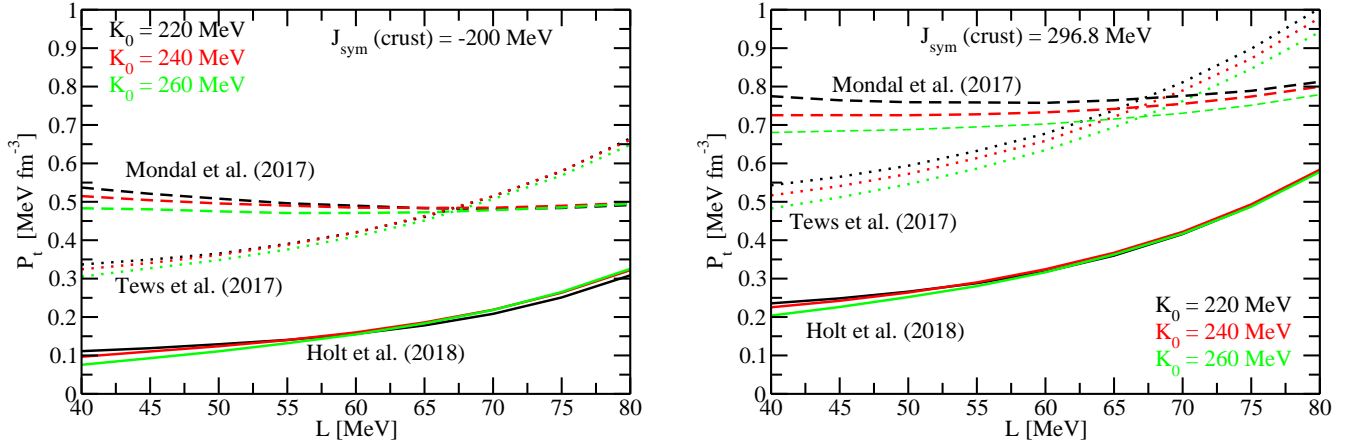


FIG. 4: (Color online) The crust-core transition pressure as a function of L with the indicated three different $K_{\text{sym}} - L$ correlations, $K_0 = 220, 240$ and 260 MeV, $J_{\text{sym}}(\text{crust}) = -200$ (left) and $+296.8$ MeV (right), respectively.

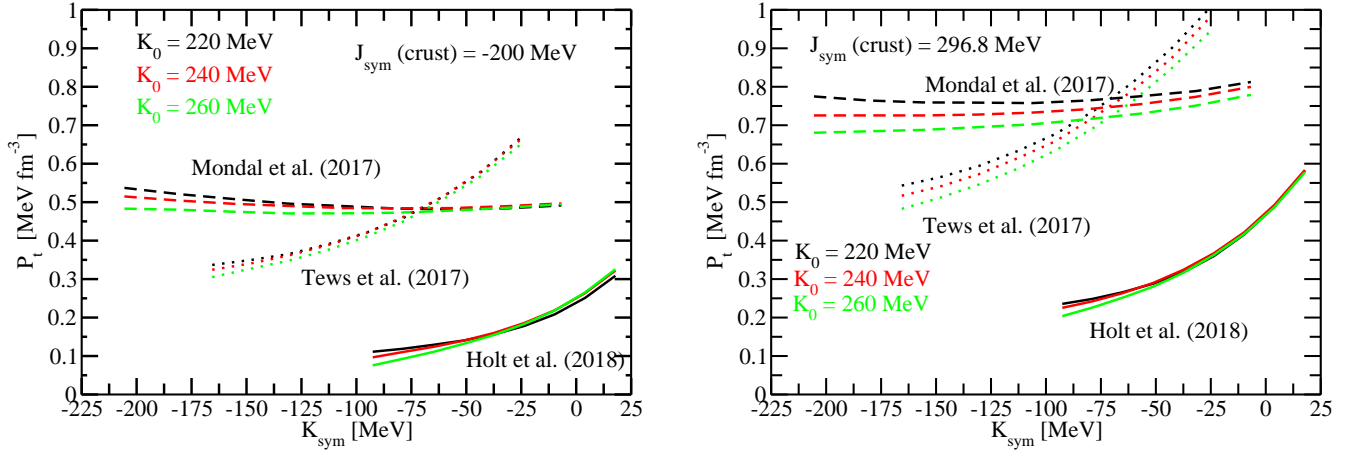


FIG. 5: (Color online) The crust-core transition pressure as a function of K_{sym} with the indicated three different $K_{\text{sym}} - L$ correlations, $K_0 = 220, 240$ and 260 MeV, $J_{\text{sym}}(\text{crust}) = -200$ (left) and $+296.8$ MeV (right), respectively.

transition density plays the major role while the transition pressure is only used to check if the pressure around the transition point continuously increases with density to ensure the dynamical stability of the NS. Thus, all effects of the different $K_{\text{sym}} - L$ correlations on the radii and tidal deformations of NSs are coming through the crust-core transition density and the core EOS. Nevertheless, it is interesting to examine how the transition pressure itself depends on the EOS parameters especially the $K_{\text{sym}} - L$ correlation.

Moreover, the crust-core transition pressure may play an important role in understanding the still puzzling glitch phenomenon of some pulsars. The crustal fraction of the moment of inertia $\Delta I/I$ is a quantity that can be extracted from observations of pulsar glitches. It can be expressed approximately in terms of the crust-core

transition density and pressure as [5–7]

$$\frac{\Delta I}{I} \approx \frac{28\pi P_t R^3 (1 - 1.67\xi - 0.6\xi^2)}{3Mc^2 \xi} \times \left[1 + \frac{2P_t(1 + 5\xi - 14\xi^2)}{\rho_t mc^2 \xi^2} \right]^{-1} \quad (13)$$

where m is the baryon mass and $\xi = GM/Rc^2$. Analytically, the $K_{\text{sym}} - L$ correlation may affect significantly the $\Delta I/I$ through both the transition density and pressure. It is thus also important to examine effects of the $K_{\text{sym}} - L$ correlation on the crust-core transition pressure.

Having found the crust-core transition density ρ_t and the corresponding isospin asymmetry δ_t through the charge neutrality and β -equilibrium conditions [27], one can find the corresponding crust-core transition pressure

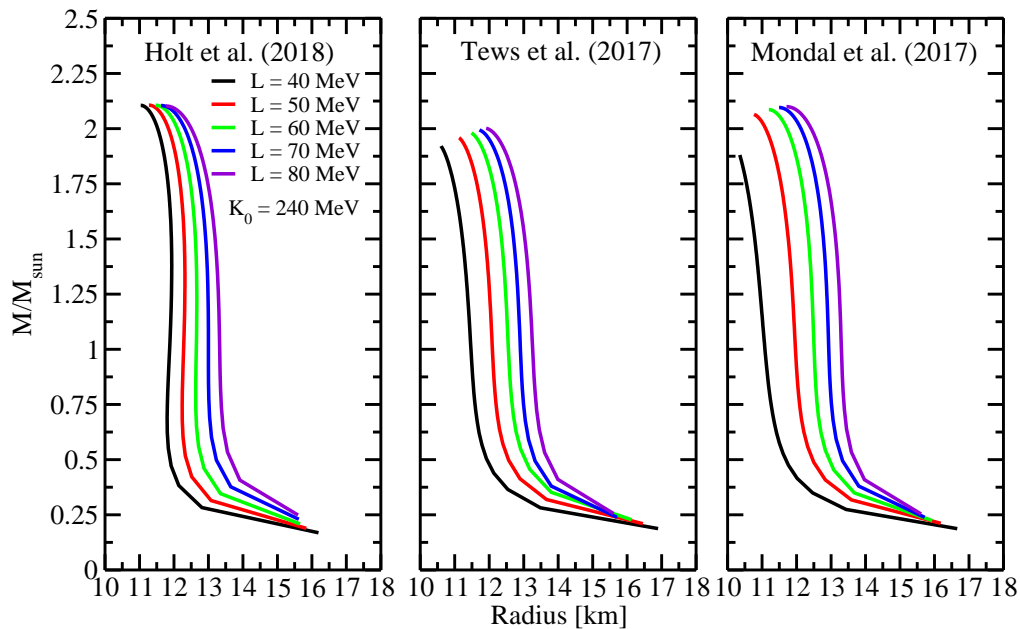


FIG. 6: (Color online) The mass-radius correlation of neutron stars obtained using the three different $K_{\text{sym}} - L$ correlations as indicated but the same $K_0 = 240$ MeV and all other EOS parameters indicated or given in the text.

using the formalism given in Section II. Shown in Fig. 4 and Fig. 5 are the crust-core transition pressures as functions of L and K_{sym} , respectively. The other EOS parameters used are the same as those used in calculating the transition density shown in Fig. 2 and Fig. 3. It is seen that the trends follow that of the transition density as one expects. However, effects of the K_0 are significantly reduced while the strong effects of the $K_{\text{sym}} - L$ correlation and the appreciable effects of J_{sym} remain.

In the thermodynamical approach used here, the crust-core transition pressure can be approximated as [5–7]

$$P_t \approx \frac{K_0 \rho_t^2}{9 \rho_0} \left(\frac{\rho_t}{\rho_0} - 1 \right) + \rho_t \delta_t \left[\frac{1 - \delta_t}{2} E_{\text{sym}}(\rho_t) + \left(\rho \frac{dE_{\text{sym}}(\rho)}{d\rho} \right)_{\rho_t} \delta_t \right]. \quad (14)$$

Besides the explicit dependence on the magnitude and slope of the symmetry energy at ρ_t , the latter itself also carries effects of the symmetry energy. Effects of the various EOS parameters are thus intertwined in the transition pressure. Nevertheless, it is clearly seen that the $K_{\text{sym}} - L$ correlation plays the dominating role in determining the crust-core transition pressure.

C. Imprints of the $K_{\text{sym}} - L$ correlation on the radius of canonical neutron stars

We now turn to investigating effects of the $K_{\text{sym}} - L$ correlation on some observational properties of canonical NSs of mass $1.4 M_\odot$. We focus on the radii and tidal

deformations of these canonical NSs as they are most sensitive to the L and K_{sym} without much influences of the high-order EOS parameters, such as the J_0 and J_{sym} [19]. The latter are known to affect significantly the masses and radii of more massive NSs [20, 27].

Shown in Fig. 6 are the NS mass-radius (M-R) correlations obtained using the three different $K_{\text{sym}} - L$ correlations but the same $K_0 = 240$ MeV and all other EOS parameters discussed earlier. Our results with other values of K_0 are similar and the resulting effects on the radius $R_{1.4}$ of canonical neutron stars will be examined later. Overall, the three correlations lead to generally very similar M-R correlations but there are interesting differences in the L dependence especially at low L values. The increase of $R_{1.4}$ with L is a well known and common feature of all EOSs, see, e.g., Ref. [85].

As mentioned earlier, the maximum mass of neutron stars is mostly determined by the SNM EOS characterized by the K_0 and J_0 parameters. While effects of the symmetry energy parameters on the maximum mass are generally small but can be appreciable when the K_0 and J_0 are fixed. Comparing the results in the three windows with different $K_{\text{sym}} - L$ correlations, it is seen that both the maximum mass and the radius $R_{1.4}$ are appreciably different at low L values. This can be well understood from the $K_{\text{sym}} - L$ correlations shown in Fig. 1. For low L values, the K_{sym} values are the lowest for the Mondal correlation but the highest for the Holt case. The latter thus has the stiffest while the Modal case has the softest symmetry energy, making the strongest and the weakest contribution to the nuclear pressure, respectively. Consequently, for low L values, the Holt correlation predicts a higher value for the maximum mass and also a larger

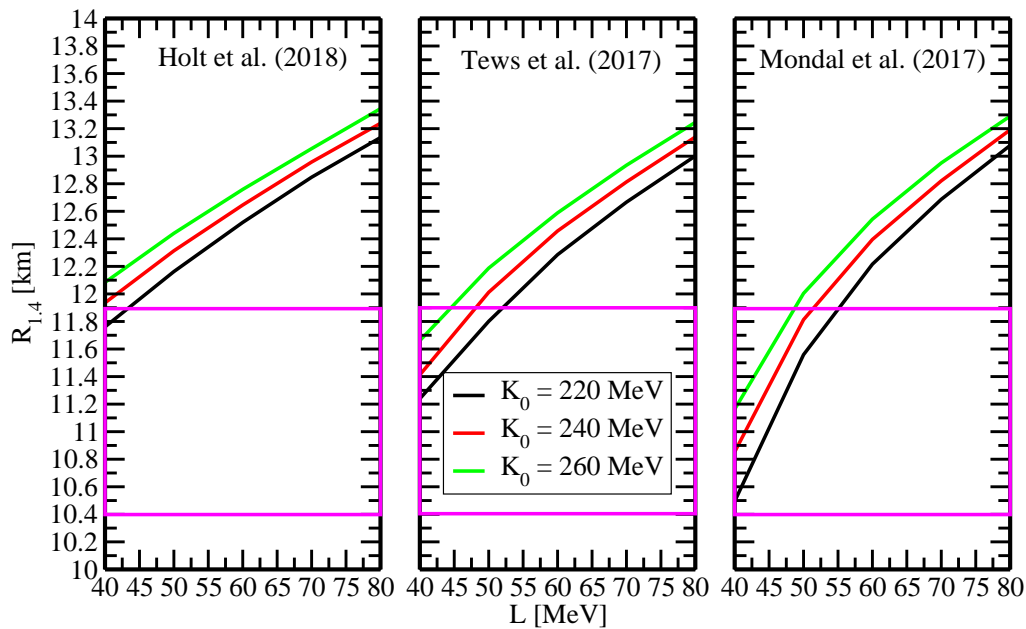


FIG. 7: (Color online) The radius $R_{1.4}$ of canonical neutron stars of mass $1.4 M_{\odot}$ as a function of the symmetry energy slope parameter L obtained using the three different $K_{\text{sym}} - L$ correlations as indicated and three different values of K_0 while keeping all other EOS parameters the same as indicated or given in the text. The magenta box indicate the most probable value of $R_{1.4} = 11.0^{+0.9}_{-0.6}$ km at 90% confidence level from the latest multimessenger observation of GW170817 [86].

radius compared to the other two cases. While it is the opposite for the Mondal case. As we discussed in Section II C, in the Mondal and Tews cases, the second dynamical instability may happen at high densities when the resulting symmetry energy is super-soft with small L values but big negative K_{sym} values especially if K_0 is also small. Without introducing new phases to stabilize neutron star matter above the onset density of the second dynamical instability, the maximum mass supported by the Mondal and Tews correlations are thus smaller compared to the Holt result in cases where both the L and K_0 values are small towards their lower limits currently known.

The effects of different $K_{\text{sym}} - L$ correlations on the radius $R_{1.4}$ of canonical NSs can be seen more clearly in Fig. 7 where the $R_{1.4}$ is shown as a function of L with three different K_0 values covering their current uncertainty ranges. As mentioned earlier, the high-density EOS parameters J_0 and J_{sym} have little effects on the $R_{1.4}$ [19, 20, 27–29]. We thus focus on the dependence of $R_{1.4}$ on L and K_0 using the three different $K_{\text{sym}} - L$ correlations. A recent study combining multimessenger observations of GW170817 and many-body theory predictions using nuclear forces based on the chiral effective field theory found that the most probable $R_{1.4}$ is $R_{1.4} = 11.0^{+0.9}_{-0.6}$ km at 90% confidence level [86]. The latter is indicated with the magenta boxes in Fig. 7 for comparisons.

Several interesting observations can be made from comparing the results in the three windows:

- The $R_{1.4}$ increases almost linearly with both L and K_0 in their respective uncertainty ranges. The dual dependence of $R_{1.4}$ on L and K_0 indicates that it is important to have the prior knowledge of K_0 as accurately as possible to infer precisely the value of L from NS radius measurements. On the other hand, it has been known for a long time that the remaining uncertainty of about ± 20 MeV in extracting K_0 from studying giant resonances of finite nuclei is mainly due to the correlations of K_0 and parameters characterizing the $E_{\text{sym}}(\rho)$ near ρ_0 , see, e.g., Refs. [87, 88] for detailed discussions. It is thus interesting to note that Bayesian inferences of multiple EOS parameters simultaneously from combined data of astrophysical observations and nuclear experiments have the potential to further pin down the L and K_0 parameters all together [19, 20].
- For all three $K_{\text{sym}} - L$ correlations considered, the $R_{1.4}$ is about the same when L is higher than about 60 MeV. This is because at higher L values, the three $K_{\text{sym}} - L$ correlations largely overlap as shown in Fig. 1. The $R_{1.4}$ becomes gradually more different as the L decreases. The Holt correlation has the stiffest symmetry energy leading to the largest radius while the Mondal case has the softest symmetry energy giving the smallest $R_{1.4}$ value as we discussed earlier. Moreover, effects of K_0 on $R_{1.4}$ is almost independent of the $K_{\text{sym}} - L$ correlation. At a given L value, the $R_{1.4}$ increases with increasing K_0 as one expects. Quantitatively, however,

the uncertainty of $R_{1.4}$ due to that of K_0 is only about 4% while that due to the uncertainty of L is about 16%. For a comparison, at $L=40$ MeV with $K_0 = 220$ MeV, the difference in $R_{1.4}$ from using the Holt and Mondal $K_{\text{sym}} - L$ correlation is about 12%. This is actually slightly less than the approximately 14% uncertainty of the latest constrain on $R_{1.4}$ from the multimessengers observations of GW170817. Thus, the latter can not distinguish the three $K_{\text{sym}} - L$ correlations.

- The observational constraint $R_{1.4} = 11.0^{+0.9}_{-0.6}$ km can put some useful limits on the slope L . The Holt correlation requires the L parameter to be less than about 45 MeV close to the lower boundary of its fiducial value. While the other two $K_{\text{sym}} - L$ correlations prefers an upper limit of L in the range of 45-55 MeV for K_0 between 260 and 220 MeV. This information is useful for more accurate extraction of EOS parameters and understanding their model dependences in future analyses of more data to be

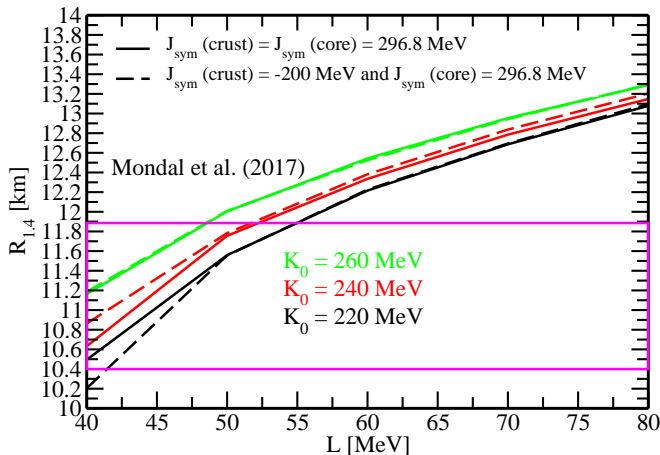


FIG. 8: (Color online) Solid: The default calculation (with the same J_{sym} of 296.8 MeV for the core EOS and for finding the crust-core transition point). Dashed: a calculation using $J_{\text{sym}} = -200$ MeV for finding the crust-core transition point but still the default J_{sym} for the core EOS with the Mondal correlation.

The $K_{\text{sym}} - L$ correlation affects both the crust-core transition point and the core EOS. We have shown earlier how the crust-core transition density and pressure are also being affected appreciably by the uncertain J_{sym} parameter characterizing the $E_{\text{sym}}(\rho)$ far away from ρ_0 at either sub-saturation or supra-saturation densities [20]. More quantitatively, from $J_{\text{sym}} = -200$ MeV to $+296.8$ MeV, both the transition density and pressure have appreciable changes of about 10% when the L is small but there is not much difference when L is large.

To understand effects of J_{sym} on the $R_{1.4}$ we have done systematical studies by using different combinations of

J_{sym} parameters in calculating the crust-core transition point and the core EOS. We found that the effects are negligibly small except when the L value is small close to the lower boundary of its fiducial value. As an example, shown in Fig. 8 is a comparison of the default calculation (with the same J_{sym} of 296.8 MeV for the core EOS and for finding the crust-core transition point) and a calculation that uses $J_{\text{sym}} = -200$ MeV for finding the crust-core transition point (while the core EOS still uses the default J_{sym} of 296.8 MeV) with the Mondal correlation. It is seen that the $R_{1.4}$ versus L results from the two calculation are not much different except when the L becomes smaller than about 50 MeV and K_0 is also small. When the L becomes small, its contribution to the pressure is smaller. Then, what values one use for the high-order symmetry energy parameter J_{sym} in finding where to connect the core EOS to the crust EOS becomes more important. While this is the same region of L where the $K_{\text{sym}} - L$ correlation plays a significant role in determining the $R_{1.4}$, obviously the $K_{\text{sym}} - L$ correlation effect is much stronger than that due to uncertainty of the J_{sym} parameter. Moreover, the comparison indicates that the $K_{\text{sym}} - L$ correlation effects on the $R_{1.4}$ in the default calculations shown in Figs. 6 and 7 come mainly through the core EOS.

D. Imprints of the $K_{\text{sym}} - L$ correlation on the tidal deformation and its correlation with the radius of canonical neutron stars

We now examine imprints of the $K_{\text{sym}} - L$ correlation on neutron stars' scaled tidal deformability

$$\Lambda = \frac{2}{3}k_2[(c^2/G)R/M]^5 \quad (15)$$

where k_2 is the second Love number obtained from solving coupled differential equations simultaneously with the TOV equation [89–92]. Shown in Fig. 9 is Λ as a function of mass obtained using the three different $K_{\text{sym}} - L$ correlations but all the same EOS parameters. The magenta bar between 70 and 580 is the tidal deformability of canonical neutron stars from LIGO/VIRGO's observation of GW170817 [16]. Similar to the mass-radius correlation shown in Fig. 6, the $K_{\text{sym}} - L$ correlation has some observable influences on the tidal deformability for small L values. Again, it can be easily explained by the different K_{sym} values with the different $K_{\text{sym}} - L$ correlation when L is small, as shown in Fig. 1. Unfortunately, the range of Λ extracted by LIGO/VIRGO from GW170817 is still too big to set a firmer limit on L than its fiducial range. It also can not differentiate the different $K_{\text{sym}} - L$ correlations. Namely, the use of different $K_{\text{sym}} - L$ correlations does not affect what one extracts about the symmetry energy from the observational constraint on Λ alone from GW170817.

Effects of the $K_{\text{sym}} - L$ correlation can be more clearly seen in the $R - \Lambda$ correlation by combing the $M - R$ plot

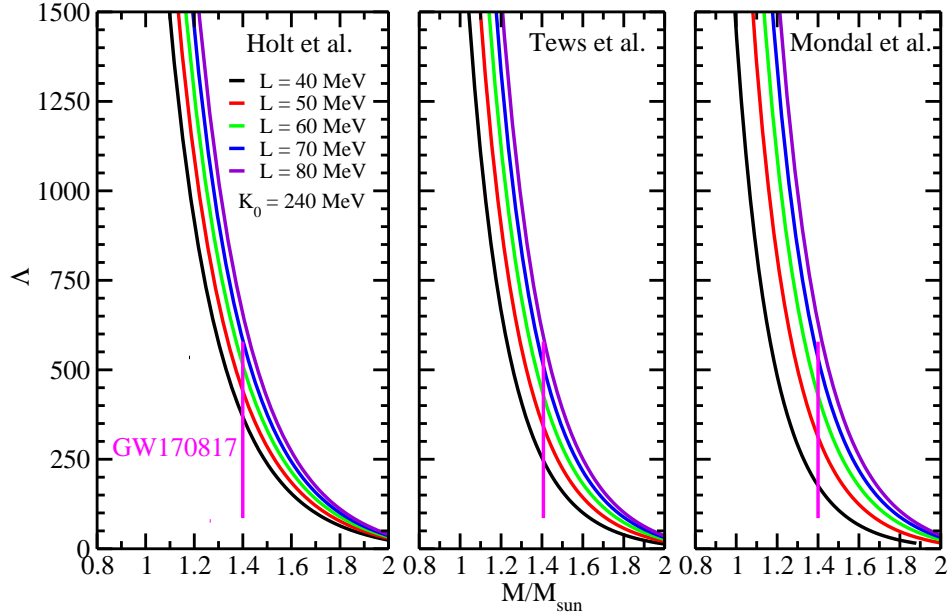


FIG. 9: (Color online) The scaled tidal deformability as a function of mass of neutron stars obtained using the three different $K_{\text{sym}} - L$ correlations as indicated but the same $K_0 = 240$ MeV and all other EOS parameters indicated or given in the text. The magenta bar between 70 and 580 is the tidal deformability of canonical neutron stars extracted from LIGO/VIRGO's observation of GW170817 [16].

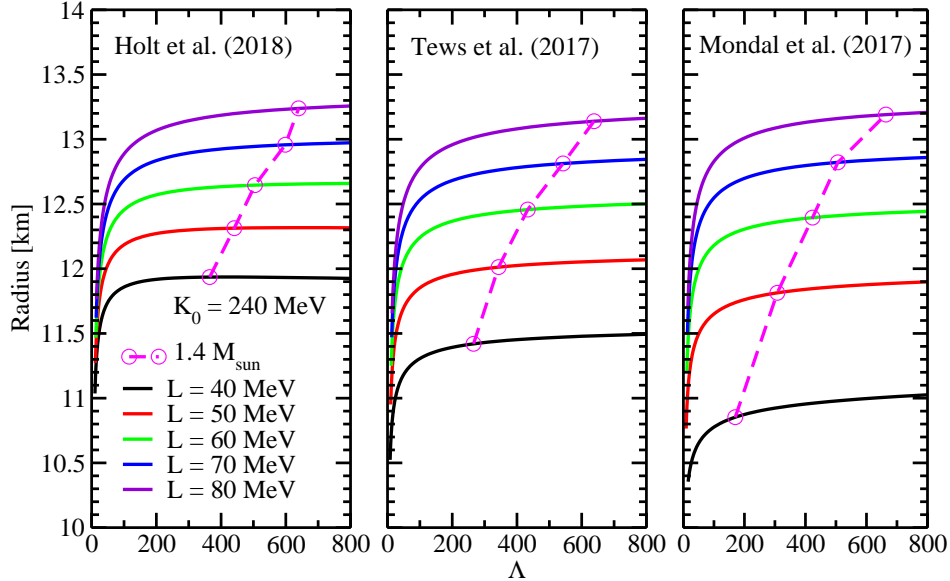


FIG. 10: (Color online) The radius-tidal deformability correlations of neutron stars with all masses obtained using the three different $K_{\text{sym}} - L$ correlations as indicated but the same $K_0 = 240$ MeV. The magenta circles linked on the dashed lines are for canonical neutron stars.

of Fig. 6 and the $\Lambda - M$ plot of Fig. 9. In the $R - \Lambda$ correlation plot shown in Fig. 10, each point on a given curve with a fixed L has a specific mass. Starting from the first point on the left, the mass decreases continuously on any curve with the same L . For the very massive neu-

tron stars with masses around 2.0 to $1.8 M_{\odot}$ on each curve the radius increases monotonically with increasing Λ (decreasing mass) until the plateau is reached. On the plateau, namely in a large range of mass around $1.4 M_{\odot}$ from approximately 1.8 down to $0.5 M_{\odot}$, the radius stays

approximately a constant while the Λ keeps increasing.

The magenta circles linked on the dashed lines are for canonical neutron stars of mass $1.4 M_{\odot}$ on curves with different L values. It is seen that for these canonical NSs of the same mass, the radius increases with Λ approximately linearly. It is known that the upper limit of Λ for canonical NSs from observing GW170817 is more reliable than its lower limit which is more model dependent [16]. While the two NSs involved in GW170817 have significantly different mass ranges, two independent analyses [16, 93] using different approaches all found consistently that the two NSs have essentially identical radii. It is thus appropriate for the discussions here to assume the NS mass is $1.4 M_{\odot}$. Comparing results in the three windows and using the $\Lambda_{\text{maximum}} = 580$, it is seen that all three $K_{\text{sym}} - L$ correlations give consistently the same upper limit of $R_{1.4} \leq 13.2$ Km and the corresponding upper limit of $L \leq 80$ MeV. This is consistent with the results of recent Bayesian analyses [19, 20] of the LIGO/VIRGO data as we mentioned in the introduction. Again, as the L decreases, effects of the $K_{\text{sym}} - L$ correlation becomes more obvious. Unfortunately, the lower limit of Λ from GW170817 is currently unreliable. In fact, the lower limit of $\Lambda_{\text{minimum}} = 70$ requires L values much smaller than the lower boundary of its fiducial value discussed in the introduction.

In principle, independent measurements of $R_{1.4}$ and $\Lambda_{1.4}$ for canonical NSs will put a more stringent constraint on L and possibly also on the $K_{\text{sym}} - L$ correlation. While many recent works in the literature have focused on extracting the $R_{1.4}$ from $\Lambda_{1.4}$ using the GW170817 data, there are independent measurements of $R_{1.4}$ from other observations, such as X-ray observations. Since the constraining box on $R_{1.4}$ shown in Fig. 10 already used the Λ from GW170817 as one of the multimessengers, lets examine how the NICER's recent measurement of PSR J0030+0451 using X-rays may help. The NICER Collaboration measured simultaneously both the mass and radius of PSR J0030+0451. Their results from two somewhat independent analyses are: $M = 1.44^{+0.15}_{-0.14} M_{\odot}$ and $R = 13.02^{+1.24}_{-1.06}$ km [18], and $M = 1.34^{+0.16}_{-0.15} M_{\odot}$ and $R = 12.71^{+1.19}_{-1.14}$ km [17] at 68% confidence level. For a qualitative discussion, one can safely assume the mass is about $1.4 M_{\odot}$. The most probable radii from both analyses are consistent with the upper radius indicated by the upper limit of $\Lambda_{1.4}$ from LIGO/VIRGO as we discussed above. However, NICER's 68% upper radius boundary is as high as 14.26 km or 13.9 km, allowing much higher L values than that allowed by the LIGO/VIRGO data beyond the limit of its fiducial value. Nevertheless, NICER's lower radius limit $R_{1.4}(\text{minimum})$ from the two analyses, i.e., $R_{1.4}(\text{minimum})=11.96$ km or 11.57 km, can put a useful lower limit L_{minimum} on L . This limit, however, depends on the $K_{\text{sym}} - L$ correlation one uses. It is seen from Fig. 10 that L_{minimum} is between 40-50 MeV, 50-60 MeV and 50-60 MeV for the Holt, Tews and Mondal correlations, respectively. As we discussed before, the last two have approximately the same $K_{\text{sym}} - L$ corre-

lation from the same sets of model predictions. Thus, the different $K_{\text{sym}} - L$ correlations considered affect the extraction of L_{minimum} by above 10 MeV.

Overall, the most probable value of $R_{1.4}$ from NICER can independently limit the most probable value of L to the range of 40-80 MeV consistent with its known fiducial range. This is also consistent with the finding of the detailed Bayesian analyses of the combined LIGO/VIRGO and NICER data [20]. Certainly, more coming independent data for both the $R_{1.4}$ and $\Lambda_{1.4}$ will help further constrain the value of L and the $K_{\text{sym}} - L$ correlation.

IV. SUMMARY AND CONCLUSIONS

In summary, using a meta-model of nuclear EOSs we examined effects of nuclear EOS parameters especially the curvature (K_{sym})-slope (L) correlation of nuclear symmetry energy on the crust-core transition density and pressure in neutron stars. We also examined imprints of the $K_{\text{sym}} - L$ correlation on astrophysical observables especially the radius and tidal deformability of canonical neutron stars.

Our main conclusions are the following:

- The crust-core transition density and pressure have some appreciable dependences on the incompressibility K_0 but are insensitive to the skewness J_0 of symmetric nuclear matter.
- The crust-core transition density and pressure are sensitive to the L , K_{sym} and J_{sym} parameters independently as well as the $K_{\text{sym}} - L$ correlation.
- The curvature K_{sym} plays a more important role than the slope L in determining the crust-core transition density.
- The J_0 and J_{sym} parameters have little effects on $R_{1.4}$ and the $K_{\text{sym}} - L$ correlation effects come through the core EOS.
- The $K_{\text{sym}} - L$ correlation has strong imprints on the radius and tidal deformability of canonical neutron stars especially when the slope L is close to the lower limit (40 MeV) of its currently known fiducial value.

The astrophysical imprints of $K_{\text{sym}} - L$ correlation can potentially help better constrain the poorly known high-density behavior of nuclear symmetry energy. In particular, if a unique $K_{\text{sym}} - L$ correlation can be firmly established by observations/experiments, it will facilitate the extraction of the very poorly known K_{sym} parameter progressively from the relatively better determined L value. We thus also examined whether existing tidal deformability data from LIGO/VIRGO's observation of GW170817 and the NS radius data from NICER's recent observation of PSR J0030+0451 can help distinguish the

three different $K_{\text{sym}} - L$ correlations considered, and how well they can constrain the L parameter. Consistently with earlier findings in the literature, they can put some useful constraints on L . Unfortunately, they can not distinguish the three different $K_{\text{sym}} - L$ correlations studied. Nevertheless, more precise measurements of especially independent radius and tidal deformability data from multiple observables holds the strong promise of pinning down the curvature-slope correlation, thus help constrain the high-density behavior of nuclear symmetry energy.

Acknowledgments

We thank Drs. Wen-Jie Xie and Nai-Bo Zhang for helpful discussions. This work was supported in part by the U.S. Department of Energy, Office of Science, under Award Number DE-SC0013702, the CUSTIPEN (China-U.S. Theory Institute for Physics with Exotic Nuclei) under the US Department of Energy Grant No. DE-SC0009971, and a NASA Texas Space Grant Consortium Graduate Fellowship.

-
- [1] G. Baym, C.J. Pethick, P. Sutherland, *Astrophys. J.* **170**, 299 (1971).
- [2] G. Baym, H.A. Bethe, C.J. Pethick, *Nucl. Phys. A* **175**, 225 (1971).
- [3] J. Arpoen, *Nucl. Phys. A* **191**, 257 (1972).
- [4] B.A. Li, P.G. Krastev, D.H. Wen and N.B. Zhang, *Eur. Phys. J. A* **55**, 39 (2019).
- [5] J.M. Lattimer, M. Prakash, *Phys. Rep.* **333**, 121 (2000).
- [6] J.M. Lattimer, M. Prakash, *Astrophys. J.* **550**, 426 (2001).
- [7] J. M. Lattimer and M. Prakash, *Phys. Rep.* **442**, 109 (2007).
- [8] B. A. Li, L. W. Chen, and C. M. Ko, *Phys. Rep.* **464**, 113 (2008).
- [9] B.A. Li, Á. Ramos, G. Verde, I. Vidaña (Eds.), *Topical issue on nuclear symmetry energy*, *Eur. Phys. J. A* **50**, No.2 (2014).
- [10] B. A. Li and X. Han, *Phys. Lett. B* **727**, 276 (2013).
- [11] M. Oertel, M. Hempel, T. Klähn, and S. Typel, *Rev. Mod. Phys.* **89**, 015007 (2017).
- [12] M. Dutra, O. Louren, J.S.S. Martins, A. Delfino, J.R. Stone, P.D. Stevenson, *Phys. Rev. C* **85**, 035201 (2012).
- [13] M. Dutra, O. Lourenço, S.S. Avancini, B.V. Carlson, A. Delfino, D.P. Menezes, C. Providência, S. Typel, J. R. Stone, *Phys. Rev. C* **90**, 055203 (2014).
- [14] I. Tews, J.M. Lattimer, A. Ohnishi, E.E. Kolomeitsev, *Astrophys. J.* **848**, 105 (2017).
- [15] N.B. Zhang, B.J. Cai, B.A. Li, W.G. Newton, J. Xu, *Nucl. Sci. Tech.* **28**, 181 (2017).
- [16] B.P. Abbott *et al.* (LIGO and Virgo Collaborations), *Phys. Rev. Lett.* **121**, 161101 (2018).
- [17] T.E. Riley *et al.*, *ApJL*, **887**, L21 (2019).
- [18] M.C. Miller *et al.*, *ApJL*, **887**, L24 (2019).
- [19] W.J. Xie and B.A. Li, *Astrophys. J.* **883**, 174 (2019).
- [20] W.J. Xie and B.A. Li, *Astrophys. J.* **899**, 4 (2020).
- [21] X. Roca-Maza *et al.*, *Phys. Rev. C* **88**, 024316 (2013).
- [22] K. Lida, K. Oyamatsu, *Euro. Phys. J. A* **50**, 42 (2014).
- [23] C. Providência, S.S. Avancini, R. Cavagnoli, S. Chiacchiera, C. Ducoin, F. Grill, J. Margueron, D.P. Menezes, A. Rabhi, I. Vidaña, *Euro. Phys. J. A* **50**, 44 (2014).
- [24] G. Colò, U. Garg, H. Sagawa, *Euro. Phys. J. A* **50**, 26 (2014).
- [25] C. Mondal, B.K. Agrawal, J.N. De, S.K. Samaddar, M. Centelles, X. Viñas, *Phys. Rev. C* **96**, 021302(R) (2017).
- [26] J. W. Holt and Y. Lim, *Physics Letters B* **784**, 77 (2018).
- [27] N.B. Zhang, B.A. Li, J. Xu, *Astrophys. J.* **859**, 90 (2018).
- [28] N.B. Zhang and B. A. Li, *Astrophys. J.*, **879**, 99 (2019).
- [29] N.B. Zhang, B.A. Li, *Euro. Phys. J. A* **55**, 39 (2019).
- [30] N.B. Zhang, B.A. Li, *Astrophys. J.* **893**, 61 (2020).
- [31] I. Bombaci, U. Lombardo, *Phys. Rev. C* **44**, 1892 (1991).
- [32] J. Margueron, R. Casali, F. Gulminelli, *Phys. Rev. C* **96**, 065805 (2018).
- [33] J. Margueron, R. Casali, F. Gulminelli, *Phys. Rev. C* **96**, 065806 (2018).
- [34] N. Baillot d'Étivaux, S. Guillot, J. Margueron, N.A. Webb, M. Catelan, and A. Reisenegger, *Astrophys. J.*, **887**, 48 (2019).
- [35] H. Güven, K. Bozkurt, E. Khan, and J. Margueron, *Phys. Rev. C* **102**, 015805 (2020).
- [36] W.J. Xie and B.A. Li, arXiv:2001.03669
- [37] S. Shlomo, V.M. Kolomietz, G. Colò, *Eur. Phys. J. A* **30**, 23 (2006).
- [38] J. Piekarewicz, *J. Phys. G*, **37**, 064038 (2010).
- [39] U. Garg and G. Colò, *Prog. Part. Nucl. Phys.* **101**, 55(2018).
- [40] B.A. Brown and A. Schwenk, *Phys. Rev. C* **89**, 011307 (2014), Erratum: [*Phys. Rev. C*, **91**, 049902 (2015)].
- [41] Sofija Antic, Debarati Chatterjee, Thomas Carreau, Francesca Gulminelli, *J. Phys. G: Nucl. Part. Phys.* **46**, 065109 (2019)
- [42] T. Carreau, F. Gulminelli, J. Margueron, *Eur. Phys. J. A* **55**, 188 (2019).
- [43] C.J. Pethick, D.G. Ravenhall, J.M. Lattimer, *Nucl. Phys. A* **414**, 517 (1984).
- [44] C. J. Pethick, D. Ravenhall, C. Lorenz, *Nucl. Phys. A* **584**, 675 (1995).
- [45] S. Kubis, *Phys. Rev. C* **70**, 065804 (2004).
- [46] S. Kubis, *Phys. Rev. C* **76**, 025801 (2007).
- [47] J. Xu, L.W. Chen, B.A. Li, H.R. Ma, *Phys. Rev. C* **79**, 035802 (2009).
- [48] J. Xu, L.W. Chen, B.A. Li, H.R. Ma, *Astrophys. J.* **697**, 1549 (2009).
- [49] F. Douchin, P. Haensel, *Phys. Lett. B* **485**, 107 (2000).
- [50] C.C. Moustakidis, T. Niksic, G.A. Lalazissis, D. Vretnar, P. Ring, *Phys. Rev. C* **81**, 065803 (2010).
- [51] B.J. Cai, L.W. Chen, *Phys. Rev. C* **85**, 024302 (2012).
- [52] C.C. Moustakidis, *Phys. Rev. C* **86**, 015801 (2012).
- [53] W.M. Seif, D.N. Basu, *Phys. Rev. C* **89**, 028801 (2014).
- [54] D. Atta, S. Mukhopadhyay, D.N. Basu, *Indian J. Phys.* **91**, 235 (2017)
- [55] T.R. Routray, X. Vinas, D.N. Basu, S.P. Pattnaik, M. Centelles, L.B. Robledo, B. Behera, *J. Phys. G* **43**, 105101 (2016).
- [56] C. Ducoin, P. Chomaz, F. Gulminelli, *Nucl. Phys. A* **789**,

- 403 (2007).
- [57] C. Ducoin, P. Chomaz, F. Gulminelli, Nucl. Phys. A **781**, 407 (2007).
- [58] S.S. Avancini, D.P. Menezes, M.D. Alloy, J.R. Marinelli, M.M.W. Moraes, C. Providência, Phys. Rev. C **78**, 015802 (2008).
- [59] S. Goriely, N. Chamel, J.M. Pearson, Phys. Rev. C **82**, 035804 (2010).
- [60] J.M. Pearson, N. Chamel, S. Goriely, C. Ducoin, Phys. Rev. C **85**, 065803 (2012).
- [61] B.K. Sharma, M. Centelles, X. Vias, M. Baldo and G.F. Burgio, Astron. Astrophys. **584**, A103 (2015).
- [62] I. Vidaña, C. Providência, A. Polls, A. Rios, Phys. Rev. C **80**, 045806 (2009),
- [63] C. Ducoin, J. Margueron, C. Providência, Europhysics Letters (EPL) **91**, 32001 (2010).
- [64] C. Ducoin, J. Margueron, C. Providência, I. Vidaña, Phys. Rev. C **83**, 045810 (2011).
- [65] S.S. Bao, J.N. Hu, Z.W. Zhang, H. Shen, Phys. Rev. C **90**, 045802 (2014).
- [66] S.S. Bao, H. Shen, Phys. Rev. C **89**, 045807 (2014).
- [67] C. Gonzalez-Boquera, M. Centelles, X. Vias, A. Rios, Phys. Rev. C **96**, 065806 (2017).
- [68] J.J. Fang, H. Pais, S. Pratapsi, C. Providência, Phys. Rev. C **95**, 062801 (2017).
- [69] L. Tsaloukidis, C. Margaritis, C.C. Moustakidis, Phys. Rev. C **99**, 015803 (2019).
- [70] J.M. Pearson, N. Chamel, A.Y. Potekhin, A.F. Fantina, C. Ducoin, A.K. Dutta, S. Goriely, Mon. Not. R. Astron. Soc. **481**, 2994 (2018).
- [71] C.J. Horowitz, J. Piekarewicz, Phys. Rev. Lett. **86**, 5647 (2001).
- [72] J. Carriere, C.J. Horowitz, J. Piekarewicz, Astrophys. J. **593**, 463 (2003).
- [73] F.J. Fattoyev, J. Piekarewicz, Phys. Rev. C **82**, 025810 (2010).
- [74] K. Oyamatsu, K. Iida, Phys. Rev. C **75**, 015801 (2007).
- [75] A.W. Steiner, Phys. Rev. C **77**, 035805 (2008).
- [76] W.G. Newton, M. Gearheart, B.A. Li, Astrophys. J. Supplement Series **204**, 9 (2013).
- [77] W.G. Newton, J.R. Stone, Phys. Rev. C **79**, 055801 (2009).
- [78] F.J. Fattoyev, C.J. Horowitz, B. Schuetrumpf, Phys. Rev. C **95**, 055804 (2017).
- [79] J.W. Negele and D. Vautherin, Nucl. Phys. A **207**, 298 (1973).
- [80] M. Fortin, C. Providência, Ad. R. Raduta, F. Gulminelli, J. L. Zdunik, P. Haensel, and M. Bejger Phys. Rev. C **94**, 035804 (2016).
- [81] H.T. Cromartie et al., Nature Astronomy, 439 (2019).
- [82] R.C. Tolman, Proc. Nat. Acad. Sci. U. S. A., **20**, 3 (1934).
- [83] J. R. Oppenheimer, G.M. Volkoff, Phys. Rev. **55**, 374 (1939).
- [84] F.J. Fattoyev, J. Carvajal, W.G. Newton and B.A. Li, Phys. Rev. C **87**, 015806 (2013).
- [85] B.A. Li and A.W. Steiner, Phys. Lett. B **642**, 436 (2006).
- [86] C. D. Capano, I. Tews, S. M. Brown, B. Margalit, S. De, S. Kumar, D. A. Brown, B. Krishnan, S. Reddy, Nature Astronomy, **4**, 625 (2020).
- [87] G. Colò, H. Sagawa, S. Fracasso, and P. F. Bortignon, Phys. Lett. B **668**, 457 (2008).
- [88] J. Margueron, F. Gulminelli, Phys. Rev. C **99**, 025806 (2019).
- [89] É.É. Flanagan, T. Hinderer, Phys. Rev. D **77**, 021502 (2008).
- [90] T. Damour, A. Nagar, Phys. Rev. D **80**, 084035 (2009).
- [91] T. Damour, A. Nagar, Phys. Rev. D **81**, 084016 (2010).
- [92] T. Hinderer, B.D. Lackey, R.N. Lang, J.S. Read, Phys. Rev. D **81**, 123016 (2010).
- [93] S. De, D. Finstad, J.M. Lattimer, D.A. Brown, E. Berger, and C.M. Biwer, Phys. Rev. Lett., **121**, 091102 (2018).