

Reflection of Electrons during Tunneling and an Intersubband Polaron in the 2D Electron System of a Delta-Layer in GaAs

S. E. Dizhur

Institute of Radioengineering and Electronics RAS, Moscow, Russia

I. N. Kotel'nikov

Institute of Radioengineering and Electronics RAS, Moscow, Russia

E. M. Dizhur

Institute for High Pressure Physics RAS, Troitsk, Moscow, Russia

Abstract

Al- δ -GaAs structures are studied where tunneling to one or more subbands of the 2D electron system of a near-surface delta-doped layer is observed. Reflection of electrons at the threshold of the emission of an LO-phonon is observed. This phenomenon occurs when a new subband is involved in the tunneling process and when intersubband transitions of the electrons in a 2D-system with the emission of an LO-phonon are added to the inelastic tunneling within a single subband. It is shown that, under the conditions of an intersubband polaron resonance, the reflection processes dominate during tunneling into the delta-layer. If, however, tunneling from the delta-layer occurs, the reflection processes are observed when two subbands are occupied.

Keywords: delta-doping, photoconductivity

1. INTRODUCTION

The technology of delta-doping (hereinafter, δ -doping) enables implementation of extremely inhomogeneous doping in GaAs by the method of molecular beam epitaxy (MBE). Ideally, in this case, atoms of the base lattice are only replaced with doping atoms within a single lattice plane, where δ -doping

is performed (see, e.g., review [1]). As a result, a V-shaped well for electrons is created in this plane (for example, in the case of Si doping). The electrons are confined by the charges of donors near the δ -doped layer. The conductivity of the 2D electron system (2DES) in a δ -layer may be sufficiently high owing to both the high maximum concentration of carriers ($\simeq 10^{13}$ cm $^{-2}$) and to the growth of their mobility that is observed as the 2D subbands number increases. Such properties of the 2DES in δ -layers show that they potentially may be used as a field-effect transistor's channel [1, 2, 3]. If the distance between the δ -doped layer and the metal/GaAs interface is reduced to tens of nanometers, the onset of the carriers transitions between the metal and the δ -layer due to the tunnel effect is observed. Such a structure with a high-quality Al/GaAs interface produced in an MBE chamber opens a new avenue for the use of the near-surface δ -layer. An Al- δ -GaAs tunnel junction produced on the basis of this layer makes it possible to analyze effects of the density of states and many-particle interactions in a 2DES by the tunnel spectroscopy method [4]. Such a tunnel system seems the most promising for observation of the resonance phenomena related to the polaron interaction between different levels [5]. It is important that the distances between the quantum confinement levels in the δ -doped layer in GaAs prove to be close to the energy of longitudinal optical phonons, $\varepsilon_{LO} = 36.5$ meV. The positions of levels in the 2D channel of the Al- δ -GaAs junction may be altered using, e.g., a diamagnetic shift to bring the energy between subbands to resonance with ε_{LO} . Such an experiment was carried out in [4], where anticrossing of terms characteristic to interacting levels was observed in the case when $E_{01} = 2\varepsilon_{LO}$. Similar effects (anticrossing of terms) were observed in optical experiments involving tunnel-coupled quantum wells [6, 7] and in magnetic tunneling in AlGaAs/GaAs structures [8]. These effects are a manifestation of the interaction between the Landau levels of different subbands when the ratio of the energy between the subbands and the cyclotron energy is an integer.

Al- δ -GaAs structures exhibit one more important feature. In addition to the low-density 2DES, a 2DES with a very high density of electrons can be created, where Fermi energy $\varepsilon_{F\delta}$ is on the order of the LO-phonons energy or even exceeds it. Similar to tunneling between 3D electrodes, the 2DES spectrum in the latter case should exhibit singularities in the self-energy (related to polarons) at distances $\pm\varepsilon_{LO}$ from the Fermi surface [9]. Effects of inelastic tunneling during interaction with an LO-phonon [10] may be observed as well and should not depend on the ratio between $\varepsilon_{F\delta}$ and ε_{LO} .

The lines of LO-phonons have been, indeed, observed in Al- δ -GaAs structures at the potential bias $U = \pm\varepsilon_{LO}/e$, where e is the electron charge. However, their form strongly depends on the variation of the intersubband energies near the polaron resonance [11] or on the variations in the spectrum of levels in a 2DES. Additionally, it has been found that, when two subbands are involved in the tunneling process, a new type of phonon lines is observed [12, 13], which corresponds to a decrease in tunnel conductance (reflection of electrons). When the concentration is increased in the 2DES and, hence, the number of the subbands involved in tunneling increases, the process turns out to be more complicated: reflection of electrons at the threshold of the emission of LO-phonons may prove to be the dominant effect in the conditions of the polaron resonance between levels E_1 and E_2 ($E_{12} = \varepsilon_{LO}$) when tunneling into a 2DES occurs. Under certain conditions, this reflection may be observed during tunneling from a 2DES.

2. SAMPLES AND THE MEASUREMENT PROCEDURE

The Al- δ -GaAs structures produced at the Institute of Radio Engineering and Electronics of the Russian Academy of Sciences were studied. The samples were made by the molecular beam epitaxy described in [4]. Owing to the technology where aluminum is deposited directly in the MBE chamber, the interface between Al and GaAs had the best possible quality. Distance z between this interface and the δ -doped (Si) layer was ~ 20 nm. The tunnel spectra of the Al- δ -GaAs junction were measured at a temperature of 4.2 K. The measurement procedure is described in [4]. The dependence of the logarithmic derivative $S = d \ln \sigma / dU$ of tunnel conductance $\sigma = dI/dU$ on U was used as a tunnel spectrum. Such a choice made it possible to reduce the tunnel characteristics of junctions with different values of σ to a unified scale. The tunnel conductance in the case of tunneling from a 3D- to a 2D-state is known [14] to be proportional to the density of states $\rho_i(E)$ in the 2DES:

$$\sigma(U) \simeq \sum_i D_i(U) \rho_i(U), \quad (1)$$

where $D_i(U)$ is the tunnel barrier transparency for level E_i . This is clearly seen in Fig. 1, where potential profile $E(z)$ for an Al- δ -GaAs tunnel junction is shown. This figure also displays measured dependence $\sigma(E_{Fm} - E_{F\delta})$, which exhibits step-like changes in the density of 2DES states when the Fermi level in metal E_{Fm} crosses the energy levels in the δ -layer. This behavior is more

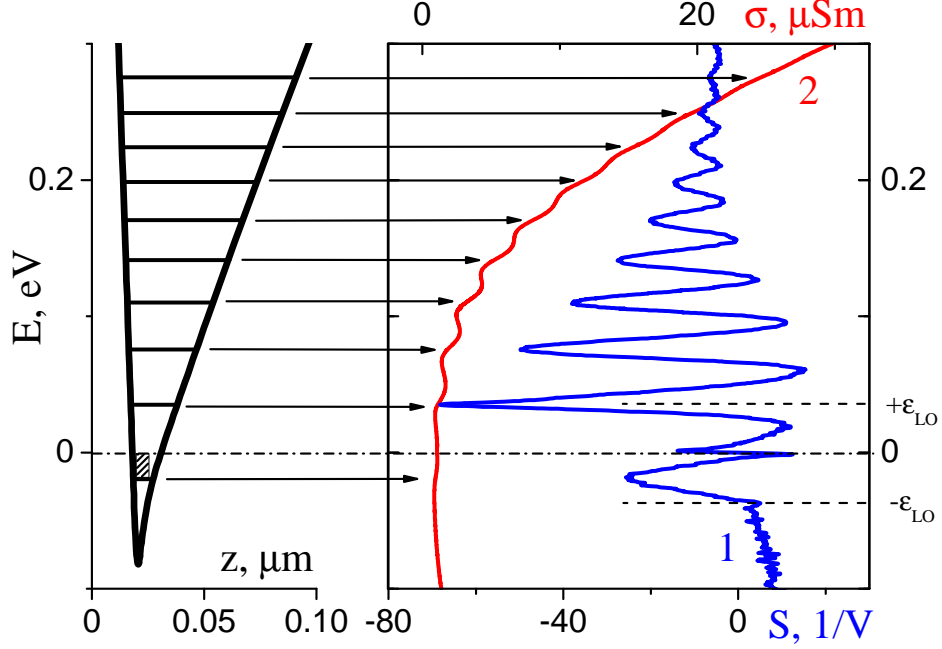


Figure 1: (a) Potential profile of a conductivity band's bottom in a semiconductor electrode of an Al- δ -GaAs tunnel junction. Horizontal lines show positions of the ten first energy levels of E_i in the δ -doped layer, of which only one (the lowest) level, E_0 , is occupied (crosshatched area). (b) Results of measurements of tunnel conductance $\sigma(E)$ (curve 1) and its logarithmic derivative $S = d \ln \sigma / dU(E)$ (tunnel spectrum, curve 2) for an Al- δ -GaAs tunnel junction. (The area of the tunnel gate is 10^{-2} mm^2 .)

pronounced in the tunnel spectrum $S(E) = d \ln \sigma / dU$, where positions of levels E_i correspond to smooth minima on curve $S(E)$. The arrows indicate step-like changes in the 2D density of states $\rho(E)$ observed in the tunnel conductance displayed as a function of the difference $E = E_{Fm} - E_{F\delta}$ between the Fermi levels of the electrodes. They also show the dips in the tunnel spectrum whose location in the energy spectrum corresponds to the position of the energy levels in the δ -layer. In addition, the tunnel spectrum exhibits features that are typical of many-particle effects: phonon lines located at $E = \pm \epsilon_{LO}$ and a zero-bias anomaly. The curves shown in Fig. 1 show the high quality of the Al- δ -GaAs tunnel junction, whose spectrum exhibits one occupied ($E_0 < 0$) and nine empty quantum confinement subbands that can

be observed with high reliability. The energy $E_{iF} = E_i - E_{F\delta}$ can be observed using the tunnel spectra [4], and the value of $|E_{0F}| = 20$ meV corresponds to the Fermi energy of the 2DES.

Figure 2 shows the tunnel spectrum of sample 1 (4.2 K), which is cut from the same substrate material as the sample shown in Fig. 1; however, the area of its tunnel gate is 0.5, mm². Voltage U across the junction, which is considered positive when electrons tunnel into metal ($E_{Fm} < E_{F\delta}$), is equal to $eU = E_{F\delta} - E_{Fm}$. In the sample 1, when tunneling in the 2DES occurs at the threshold of the emission of an LO-phonon, i.e., at $U = -36.5$ mV, electrons can transit to one or two subbands under the effect of the external influence described below. The Fermi level in metal, E_{Fm} , at the threshold of the emission of an LO-phonon proves to be higher than the Fermi level in the δ -layer ($E_{F\delta}$) by the value of ε_{LO} . Energies E_{iF} of three lower subbands can be determined using the tunnel spectrum shown in Fig. 2: $E_{0F} = -20$, $E_{1F} = 36$, and $E_{2F} = 76$ meV. Figure 2 also shows the lines of LO-phonons separated from the background.

To determine background curve S_0 and to separate the lines of optical phonons from the tunnel spectra, spectrum S_{bg} outside the phonon-related singularity has been approximated by cubic splines (Fig. 3). This procedure, which was successfully applied for the first time in [15], is described in detail in [16]. The part of curve $S_{bg}(U)$ containing the singularity (range of the bias values ± 6 mV around the line center for $U = -36.5$ mV) is taken into account by a weight that is significantly smaller than that of the other points in the approximation region. Background line ΔS_{bg} is separated as the difference $\Delta S_{bg} = S_{bg} - S_0 = d(\ln \sigma_{bg} - \ln \sigma_0)/dU$. Assuming that the tunnel conductance represented by the formula $\sigma_{bg} = \Delta\sigma_{bg} + \sigma_0$, where $\Delta\sigma_{bg} \ll \sigma_0$, is the variation of the conductance due to the electronphonon interaction, we arrive at $\Delta S_{bg} \simeq d(\Delta\sigma_{bg}/\sigma_0)/dU$. Therefore, integration of ΔS_{bg} over dU yields the relative variation of tunnel conductance $\Delta\sigma_{bg}/\sigma_0$ in the vicinity of the phonon line (Fig. 3c). When separating the phonon line, the position of the line's center is chosen at $|U| = 36.5$ mV. Therefore, the separated line $\Delta\sigma_{bg}/\sigma_0$ depends weakly on the method used to determine σ_0 under reasonable assumptions of the width of the area where the phonon singularity is significant.

The phonon line for sample 1 (Fig. 3) was measured after having exposed the sample to light from an LED for 3.2 s. This procedure corresponds to the unusual processes of interaction between electrons and phonons during of tunneling [12] because the conductance decreases when the threshold

$|eU| = \varepsilon_{LO}$ is attained. This phenomenon is associated with a negative step in the dependence of $\Delta\sigma_{bg}/\sigma_0$ on U (the magnitude of step $\Delta\sigma^* < 0$ in Fig. 3). Inelastic processes involving emission of an LO-phonon are known (see, e.g., [14]) to increase conductivity in the region above the threshold, so that $\Delta\sigma^* > 0$. Lines of such type were observed in sample 1 after it had been cooled to 4.2 K in darkness (see Fig. 2). Below, we consider the dependence of the height of step $\Delta\sigma^*$ in the tunnel conductance on the position of the bottom of the subband, which is closest to the energy $E_{F\delta} + \varepsilon_{LO}$. It will be shown that inversion of the sign of $\Delta\sigma^*$ can be observed in a sample by changing the positions of 2D subbands under the effect of external influence.

3. RESULTS AND DISCUSSION

3.1. Reflection of Electrons during Tunneling into a Low-Density 2DES

In sample 1, the Fermi energy in a single occupied band is only 20 meV, a value that corresponds to a low-density 2DES (a concentration of 2D electrons of $\approx 5 \times 10^{11} \text{ cm}^{-2}$). The case of the low density of 2D electrons in a δ -layer is the most convenient for identifying the mechanism of reflection of electrons ($\Delta\sigma^* < 0$) during tunneling to a 2DES since, according to Fig. 2, no more than two subbands are involved in the tunnel current at the threshold of the emission of an LO-phonon. Let us use Fig. 4 to analyze the behavior of $\Delta\sigma^*$ in sample 1 as a function of the position of subband's bottom E_{1F} . Initially, the subband's bottom is located at $E_{1F} = 36$ meV, i.e., near the threshold of the phonon emission, corresponding to point B. For $U = -36.5$ mV, the tunnel current in this case mainly depends on the transition to unoccupied states in subband E_0 . Under these conditions, $\Delta\sigma^* > 0$ corresponding to usual processes of inelastic tunneling: opening of an additional channel of the current from the Fermi level when an LO-phonon is emitted.

With the use of external influence, it is possible to move apart the subbands in a δ -layer with the diamagnetic shift in a parallel magnetic field [4] or to condense them owing to the effect of persistent tunneling photoconductivity (PTPC) discovered in [17]. When, owing to the diamagnetic shift, bottom E_{1F} is pushed up over the threshold to 43 meV (Fig. 4, closed circles), $\Delta\sigma^*$ remains positive. Such a situation, when electrons from the Fermi surface of metal tunnel to empty states in the 2DES lower subband, is schematically shown in Fig. 5a. An additional channel then opens for tunneling within the same subband with the emission of an LO-phonon in the entire area

of the barrier between the metal and the 2DES. Therefore, tunnel conductance should increase and the contribution from inelastic electron-phonon scattering within subband $\Delta\sigma_{int}$ should correspond to a positive step on the conductance curve. In this case, $\Delta\sigma_{bg}/\sigma_0$ may be represented as $\Delta\sigma_{int}/\sigma_0$, where $\Delta\sigma_{int} > 0$.

After a sample has been exposed to light from an LED during time t , energies of empty ($E_i - E_{F\delta} > 0$) levels "thicken" to the ground state. When the PTPC effect is saturated, the value of $E_{1F}(t)$ in sample 1 falls to 22 meV, i.e., to a value that is significantly lower than the threshold (Fig. 4, open circles). Electrons now tunnel to two subbands of the 2DES. As follows from Fig. 5b, when second subband E_1 ($E_1 - E_0 > \varepsilon_{LO}$) is involved in the tunnel charge transfer, electrons can, after having emitted an LO-phonon with a nonzero component of momentum k_z in the direction of tunneling, experience a transition to subband E_0 . As a result, additional contribution to conductance $\Delta\sigma_{ext}$ related to such a transition of E_{01} proves to be negative. This result may be explained in qualitative terms by back scattering (reflection) of tunneling electrons as a result of collision with the LO-phonons emitted during transitions between the subbands in the 2DES. In this case, the relative conductance in the vicinity of the threshold is contributed by two mechanisms: $\Delta\sigma_{bg}/\sigma_0 = (\Delta\sigma_{int} + \Delta\sigma_{bg})/\sigma_0$. When $|\Delta\sigma_{ext}|$ exceeds $\Delta\sigma_{int}$, $\Delta\sigma^*$ becomes negative, as is observed in the experiment (Fig. 4, curve 1). Note that $\Delta\sigma^*$ crosses the energy axis at $E_{1F} \simeq 33$ meV, i.e., somewhat below the threshold, since contribution of $\Delta\sigma_{int} > 0$ has to be compensated.

The obtained results show that the emergence of the phonon line with $\Delta\sigma^* < 0$, which corresponds to reflection of electrons, is related to a new subband being involved in the tunneling process and to the emission of LO-phonons when electrons experience transitions from this subband to the ground state in the 2DES region. This conclusion is in line with calculations of a 3D tunnel system carried out in [10], where an analysis of the imaginary part of the electron-phonon systems self-energy has indicated the existence of the reflection effect during tunneling. Additionally, it has been found in [10] that $\Delta\sigma^* < 0$ when relaxation processes are localized on LO-phonons in one of the tunnel system's electrodes. Note that, in sample 1, only usual processes of inelastic tunneling with $\Delta\sigma^* > 0$ are observed during tunneling of electrons from the 2DES single occupied subband to a metal electrode. This conclusion follows from the shape of the phonon line in the spectrum for this sample, which is shown in Fig. 2 for $U > 0$. The situation changes drastically in the case of sample 2, where reflection effects are observed for

both directions of the tunneling process (Fig. 6).

3.2. Reflection of Electrons in the Process of Tunneling to a High-Density 2DES and Near a Polaron Resonance

As follows from the tunnel spectrum displayed in Fig. 6, the energies of the first three levels for sample 2 are $E_{0F} = -61$, $E_{1F} = -7.5$, and $E_{2F} = 28$ meV. Here, subbands E_1 and E_0 are occupied, a result that corresponds to a concentration of $\approx 2 \times 10^{12}$ cm $^{-2}$, i.e., to a high-density 2DES with the Fermi energy exceeding ε_{LO} . In addition, the phonon lines in this sample differ significantly from those in the case of a low-density 2DES; namely, the values of $\Delta\sigma^* < 0$ for both directions of tunneling (compare the phonon lines in Fig. 6 with the data for sample 1 shown in Fig. 2). Let us consider the behavior of the phonon lines in sample 2 starting with the process of tunneling in the 2DES. In this case, similar to the case of sample 1, one can assume that the main tunnel current on the threshold of the emission of LO-phonons is related to the tunnel transfer of charges from the metal to the subbands $E_{2F} = 28$ meV and $E_{1F} = -7.5$ meV. The analysis shows that the probability of tunneling to level E_0 is significantly smaller than that for upper subbands. The situation with additional reflection ($\Delta\sigma^* < 0$) (see Fig. 5b) is expected to be observed near the threshold. Indeed, this is seen in Fig. 4, where the closed squares correspond to the initial tunnel spectrum for $E_{2F} = 28$ meV and $\Delta\sigma^* = -0.08$. With the exposure of the sample to magnetic field $B_{||}$ parallel to the δ -layer, it is possible to transfer level E_{2F} above the threshold located at $E_{F\delta} + \varepsilon_{LO}$ with the diamagnetic shift and by moving along the curve shown by closed squares (see Fig. 4).

It is seen that $\Delta\sigma^*$ vanishes when $E_{2F}(B_{||}) = \varepsilon_{LO}$, i.e., when the tunneling process is directed toward occupied subband E_1 alone (see Fig. 5a). The value of $\Delta\sigma^*$ then proves to be positive and reaches $\sim 1\%$ only when $E_{2F} \simeq 45$ meV. However, in contrast to sample 1, the processes of inelastic tunneling within the subband with $\Delta\sigma_{int} > 0$ are found to be suppressed strongly. This phenomenon is also indicated by the shift of the zero-crossing point to the value $E_{2F}(B_{||}) = \varepsilon_{LO}$, which corresponds to equal contributions of intersubband scattering $|\Delta\sigma_{ext}|$ and of intrasubband scattering $\Delta\sigma_{int}$ by LO-phonons. Recall that, for sample 1, this point corresponds to $E_{1F}(t) = 33$ meV $< \varepsilon_{LO}$, where contributions $|\Delta\sigma_{ext}|$ and $|\Delta\sigma_{int}|$ are on the same order of magnitude. The specific features of the behavior of the phonon contribution to tunnel conductance discovered in sample 2 require additional study of the

reflection processes in the 2DES where density is as high as in this sample. (The concentration of 2D electrons is $\approx 2 \times 10^{12} \text{ cm}^{-2}$.) Here we only highlight the most pronounced features of the interaction between electrons and optic phonons under such conditions.

Above all, note that the data obtained in a magnetic field for sample 2 show resonance (with respect to the LO-phonon) interaction between levels E_1 and E_2 . The dependence of the positions of the energy levels in the δ -layer on (Fig. 7) shows that level E_2 follows after $E_1 + \varepsilon_{LO}$ (pinning), thus indicating the existence of the intersubband polaron interaction [5]. Indeed, as has been observed already for δ -layers [4], the diamagnetic shift of the i th level is $\Delta E_i \sim \Delta Z_i$, where ΔZ_i is the wave functions characteristic width in the i th state. Even though $\Delta Z_2/\Delta Z_1 \simeq 1.5$ according to estimates, the diamagnetic shift of the levels remains unchanged up to $B_{\parallel c} \simeq 7 \text{ T}$. Thereafter, when grows, variation ΔE_2 increases to the expected values. Depletion of subband E_1 with the increase of the magnetic field seems to result in a "collapse" of the resonance polaron state $E_2 - E_1 = \varepsilon_{LO}$. If $B_{\parallel} > B_{\parallel c}$, level E_1 is depleted and turns out to be higher than $E_{F\delta}$ (Fig. 7, filled circles). A selfconsistent calculation (neglecting interaction between electrons and phonons) shows that, for $U = -36.5 \text{ mV}$, this phenomenon may occur earlier, even at $B_{\parallel} \simeq 5 \text{ T}$ (see Fig. 7, curve 1). Note that, interestingly, the reflection effects are only observed in the region where level E_2 is pinned to $E_1 + \varepsilon_{LO}$. In the region of repulsion of levels (collapse of the resonance polaron state), the contribution of the inelastic-tunneling processes with $\Delta\sigma^* > 0$ proves to be negligible as compared to those in sample 1. This may indicate that a relation exists between the intersubband polaron interaction, effects of inelastic tunneling, and reflection on the threshold of the emission of an LO-phonon.

The obtained data show that the effects of electron reflection can be observed during tunneling from the 2DES, when electrons experience transitions to the metal from two occupied subbands. This is the case for sample 2. Curves $\Delta\sigma_{bg}/\sigma_0(U)$ (see Fig. 7, insert) show how the conductance decreases for $U > 0$ beyond the threshold. Additional experiments are needed to determine the 2DES density for which $\Delta\sigma^*$ will change its sign as a result of tunneling from the δ -layer. Remember that $\Delta\sigma^* > 0$ is observed reliably for sample 1, where the concentration is $\approx 5 \times 10^{11} \text{ cm}^{-2}$. Note also that in the experiments presented in Fig. 7 the maximum magnetic field of 8 T proved to be insufficient for pushing up subband E_1 from below the 2DES Fermi level. Although the measured position of E_{1F} is somewhat higher than

the Fermi level already at $B_{\parallel c} \simeq 7$ T, when $U = 36.5$ mV (the value near which the phonon line is measured), the expected position of E_{1F} should be several millielectron volts lower owing to enrichment of the channel containing the 2DES for the positive bias values on the metal electrode. Estimates (a self-consistent calculation with the electron-phonon interaction neglected) show that this downward shift is ~ 4 meV. This yields a new position of E_{1F} (Fig. 7, curve 2) that turns out to be lower than the Fermi level in the 2DES.

4. CONCLUSIONS

Thus, when the concentration of 2D electrons in the near-surface δ -doped layer increases, an Al- δ -GaAs tunnel system exhibits new features of the effects discovered earlier: reflection of electrons at the threshold of the emission of LO-phonons [13] and intersubband polaron interaction [4]. To study these features further, it is necessary to make special samples whose concentration of electrons in the δ -layer and population of levels may be varied over a broad range. Experiments with such structures are planned for the near future.

ACKNOWLEDGMENTS

We thank Yu.V. Fedorov and A.S. Bugaev for the preparation of samples, N.A. Mordovets for help with conducting measurements, V.A. Kokin for performing self-consistent calculations of the levels in the δ -layer, and S.N. Artemenko, V.A. Volkov, and A.Ya. Shulman for helpful discussions.

This study was supported by the Russian Foundation for Basic Research (project nos. 03-02-16756-a, 05-02-16316-a, 05-02-17095-a, and 06-02-16955-a) and by the program of basic research of the Division of Physical Sciences, Russian Academy of Sciences.

References

- [1] A. Y. Shik, Semiconductor structures with δ layers (review), Soviet physics. Semiconductors 26 (1992) 1161.
- [2] I. N. Kotel'Nikov, V. A. Kokin, B. K. Medvedev, V. G. Mokerov, Y. A. Rzhhanov, S. P. Anokhina, Characteristics and special features of the conductivity of surface δ -doped layers in GaAs with a variable density

- of two-dimensional electrons, *Soviet physics. Semiconductors* 26 (1992) 1462.
- [3] E. F. Schubert, *Delta Doping of Semiconductors*, Cambridge Univ. Press, Cambridge, 1996, p. 498.
- [4] I. N. Kotel'nikov, V. A. Kokin, Y. V. Fedorov, A. V. Hook, D. T. Talbaev, Intersubband resonance polarons in $\text{Al}/\delta\text{-GaAs}$ tunneling junctions, *Journal of Experimental and Theoretical Physics Letters* 71 (2000) 387–390. URL: <https://doi.org/10.1134/1.568361>. doi:10.1134/1.568361.
- [5] I. B. Levinson, E. I. Rashba, Bound states of electrons and excitons with optical phonons in semiconductors, *Phys. Usp.* 15 (1973) 663–664. URL: <https://ufn.ru/en/articles/1973/5/k/>. doi:10.1070/PU1973v015n05ABEH005043.
- [6] H. C. Liu, I. W. Cheung, A. J. SpringThorpe, C. Dharmawardana, Z. R. Wasilewski, D. J. Lockwood, G. C. Aers, Intersubband raman laser, *Applied Physics Letters* 78 (2001) 3580–3582. URL: <https://doi.org/10.1063/1.1377857>. doi:10.1063/1.1377857. arXiv:<https://doi.org/10.1063/1.1377857>.
- [7] H. C. Liu, C. Y. Song, Z. R. Wasilewski, A. J. SpringThorpe, J. C. Cao, C. Dharmawardana, G. C. Aers, D. J. Lockwood, J. A. Gupta, Coupled electron-phonon modes in optically pumped resonant intersubband lasers, *Phys. Rev. Lett.* 90 (2003) 077402. URL: <https://link.aps.org/doi/10.1103/PhysRevLett.90.077402>. doi:10.1103/PhysRevLett.90.077402.
- [8] D. Y. Ivanov, E. Takhtamirov, Y. V. Dubrovskii, V. A. Volkov, L. Eaves, P. C. Main, M. Henini, D. K. Maude, J.-C. Portal, J. C. Maan, G. Hill, Observation of the interaction between Landau levels of different two-dimensional subbands in GaAs in a normal magnetic field, *Journal of Experimental and Theoretical Physics Letters* 72 (2000) 476–479. URL: <https://doi.org/10.1134/1.1339904>. doi:10.1134/1.1339904.
- [9] J. W. Conley, G. D. Mahan, Tunneling spectroscopy in GaAs, *Phys. Rev.* 161 (1967) 681–695. URL: <https://link.aps.org/doi/10.1103/PhysRev.161.681>. doi:10.1103/PhysRev.161.681.

- [10] J. A. Appelbaum, W. F. Brinkman, Interface effects in normal metal tunneling, *Phys. Rev. B* 2 (1970) 907–915. URL: <https://link.aps.org/doi/10.1103/PhysRevB.2.907>. doi:10.1103/PhysRevB.2.907.
- [11] Quasi-particle spectrum of 2deg and many-body singularities in tunnelling at resonant polaron conditions, in: *Proc. 26th Int. Conf., Edinburgh, Scotland, UK, 2002*, 171, Institute of Physics Publishing, Edinburgh, Scotland, UK, 2003, p. 158.
- [12] Polaron singularities in tunnelling spectra of high density 2d electron system in delta-layer, in: *12th Int. Symp. "Nanostructures: Physics and Technology"*, 171, Ioffe Institute, St Petersburg, Russia, 2004, pp. 366–367.
- [13] I. N. Kotel'nikov, S. E. Dizhur, Scattering involving lo phonons in tunneling to the 2d electron system of a delta layer, *Journal of Experimental and Theoretical Physics Letters* 81 (2005) 458–461. URL: <https://doi.org/10.1134/1.1984029>. doi:10.1134/1.1984029.
- [14] E. L. Wolf, *Principles of Electron Tunneling Spectroscopy*, OUP Oxford, 2012.
- [15] E. M. Dizhur, A. N. Voronovsky, A. V. Fedorov, I. N. Kotel'nikov, S. E. Dizhur, Transition of the near-surface δ layer in an al/ δ (si)-gaas tunnel structure to the insulating state under pressure, *Journal of Experimental and Theoretical Physics Letters* 80 (2004) 433–435. URL: <https://doi.org/10.1134/1.1830663>. doi:10.1134/1.1830663.
- [16] E. M. Dizhur, A. V. Fedorov, Tunneling dc spectroscopy and digital processing of experimental data, *Instruments and Experimental Techniques* 48 (2005) 455–459. URL: <https://doi.org/10.1007/s10786-005-0079-x>. doi:10.1007/s10786-005-0079-x.
- [17] S. Dizhur, I. Kotel'nikov, V. Kokin, F. Shtrom, 2d-subband spectra variations under persistent tunnelling photoconductivity conditions in tunnel delta-gaas/al structures, *Physics of Low-Dimensional Structures (PLDS)* 11/12 (2001) 233–244. URL: <https://arxiv.org/abs/2008.11471>.

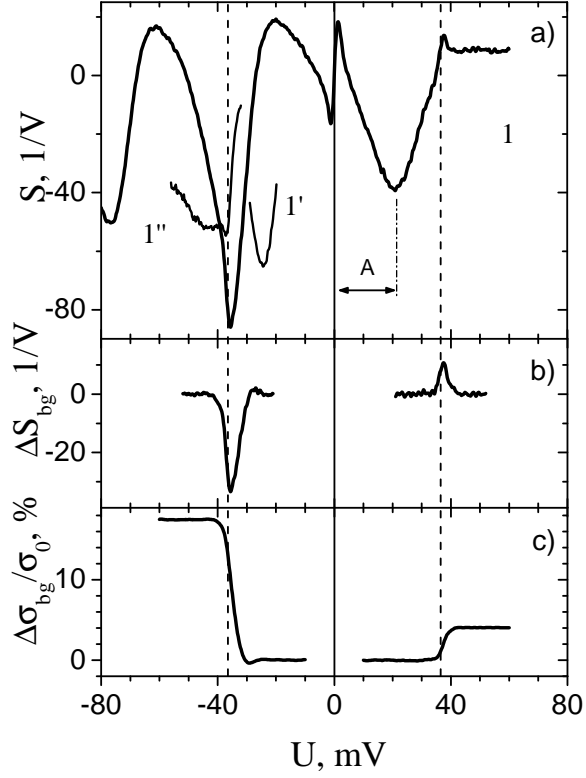


Figure 2: (a) Tunnel spectrum S for sample 1, (b) quantity ΔS_{bg} obtained by subtracting background line S_0 , and (c) relative conductivities $\Delta\sigma_{bg}/\sigma_0$ in the region of phonon singularities. The figure also shows the parts of the spectrum near the phonon singularity at $U = -36.5$ mV corresponding to (1') the shift of level E_1 after exposure to light from an LED over 12.8 s and (1'') the diamagnetic shift of the same level in a magnetic field of 7.4 T directed along the δ -layer. A shows the energy of the occupied level, E_{0F} , measured from the Fermi level.

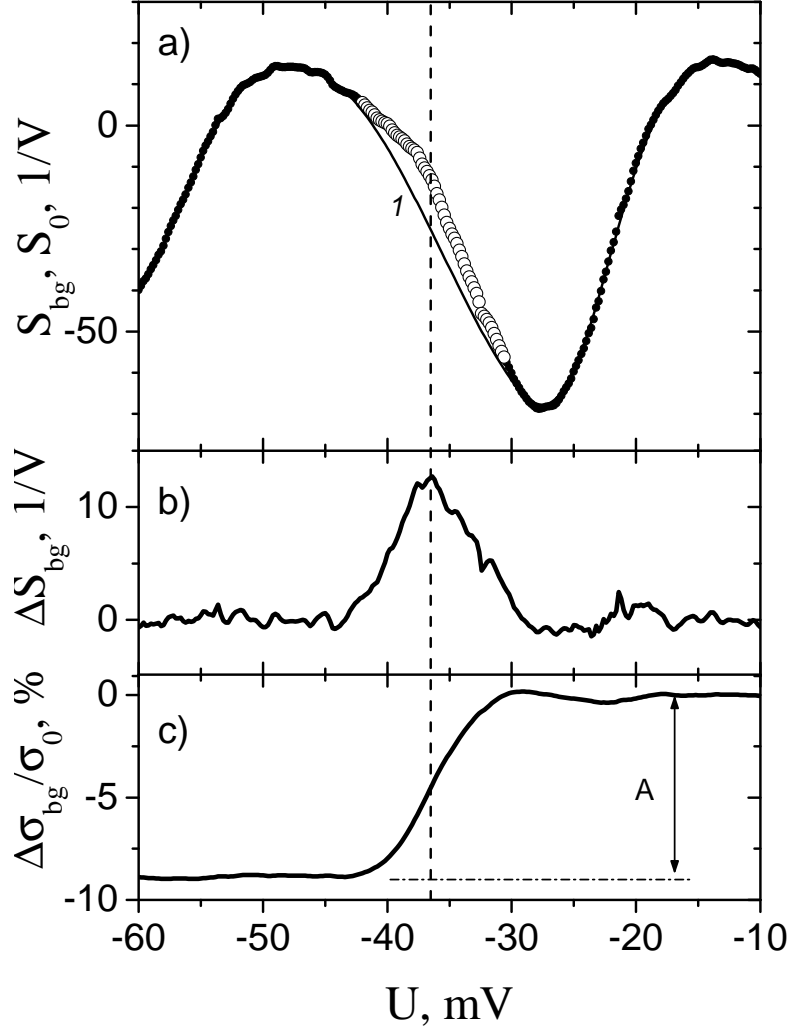


Figure 3: a), curve 1, Determination of background line S_0 in the part of background spectrum S_{bg} (closed and open circles) and b) the result of separating the phonon line $\Delta S_{bg} = S_{bg} - S_0$. Open circles show a band of ± 6 mV around the center of the phonon line. Integration of $\Delta S_{bg}(U)$ over voltage U yields c) the dependence of $\Delta\sigma_{bg}/\sigma_0$ on U , which is used to determine (A) the magnitude of step $\Delta\sigma^*$ of the tunnel conductance at the threshold of the emission of an LO-phonon.

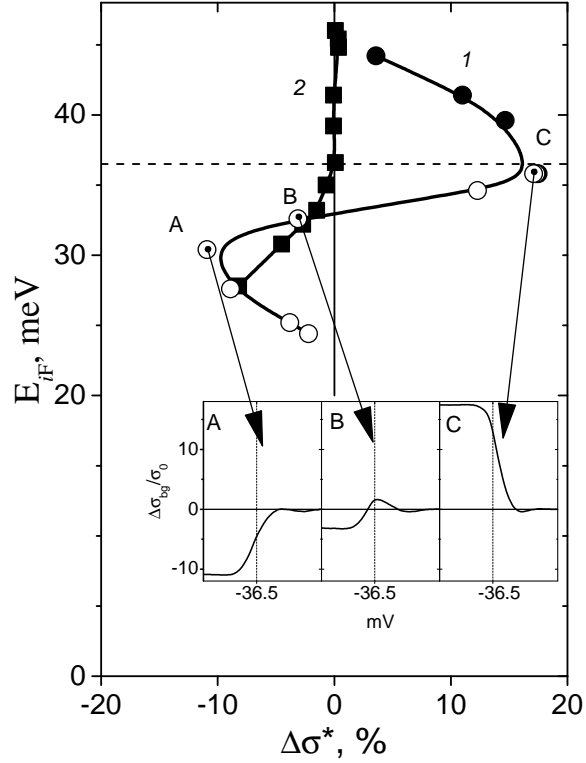


Figure 4: Experimental dependence of the magnitude of step $\Delta\sigma^*$ in tunnel conductance on the position of level E_{1F} for sample 1 with a single occupied band. Filled circles correspond to the diamagnetic shift of the level and open circles correspond to the level shift after lighting (PTPC mode); $\Delta\sigma^* < 0$ corresponds to the decrease of tunnel conductance after the threshold. The horizontal dashed line indicates the energy of an LO-phonon. The inserts (A–C) show dependences $\Delta\sigma_{bg}/\sigma_0$ on U at the respective points. Filled squares show the dependence of $\Delta\sigma^*$ on E_{2F} for sample 2 with two occupied subbands under the conditions of the diamagnetic shift of level E_{2F} .

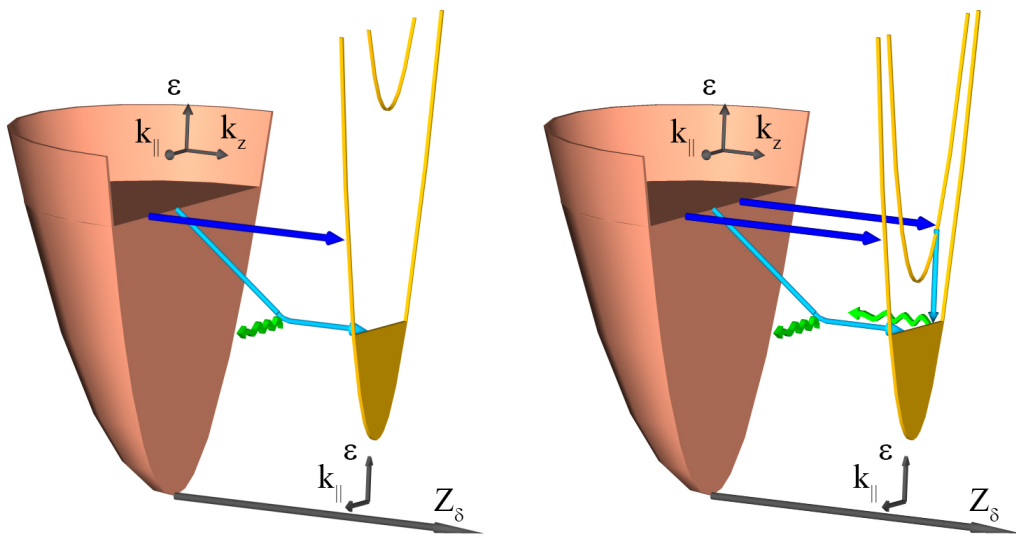


Figure 5: Model of tunneling from a metal electrode (characterized by a 3D spectrum) to a 2D electron system at the threshold of the emission of an LO-phonon. Electrons tunnel from the Fermi surface of the metal to (a) one subband with energy being conserved (filled arrow) and after the emission of a phonon in the barrier region (open arrow, inelastic tunneling) and (b) to two subbands when, during tunneling to the upper subband, transitions are possible to the Fermi level of the lower subband with the emission of LO-phonons. This results in back scattering (reflection) of the electrons tunneling from the metal.

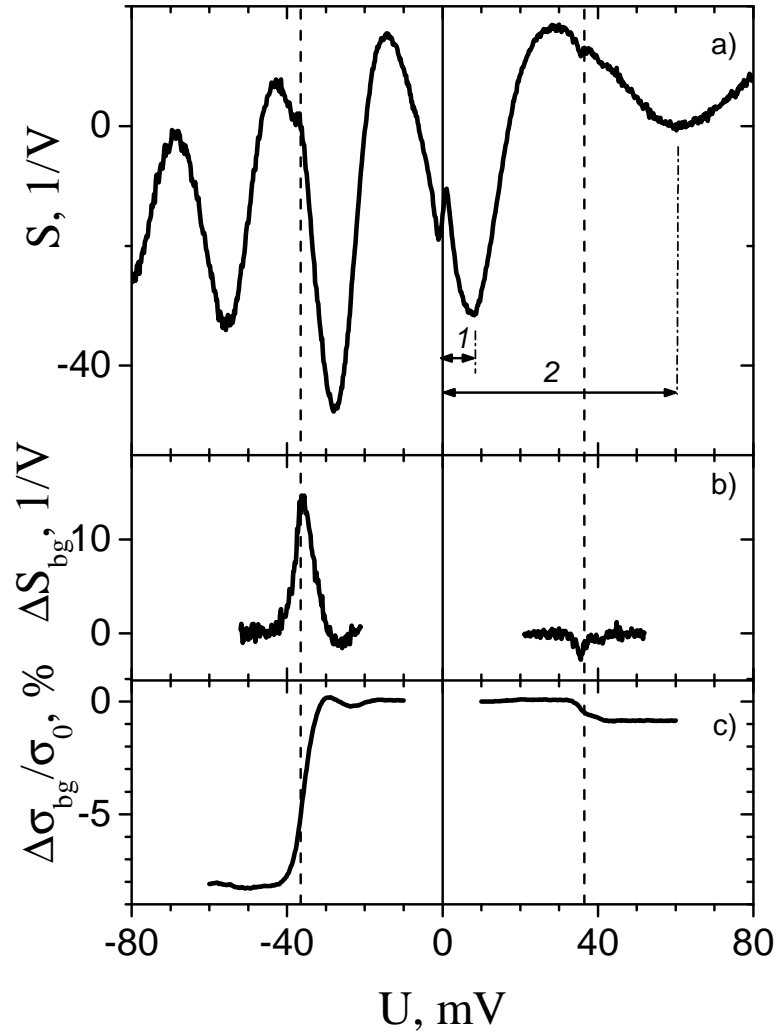


Figure 6: (a) Tunnel spectrum S , (b) phonon lines, and (c) relative conductivities in the area of phonon singularities. Arrows show energies of occupied subbands (1) E_{1F} and (2) E_{0F} .

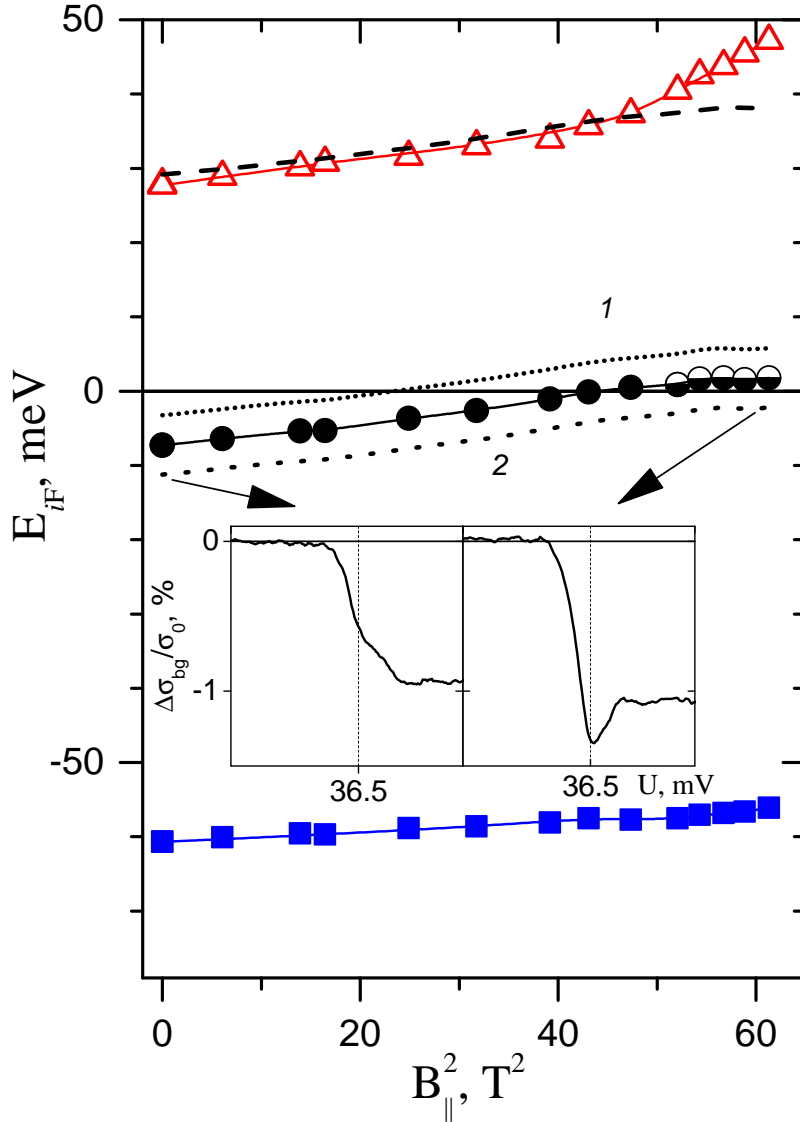


Figure 7: Dependence of subbands' positions in sample 2 on the magnetic field directed along the δ -layer in an Al- δ -GaAs structure. Filled squares correspond to E_{0F} ; circles, to E_{1F} ; and open triangles, to E_{2F} . Pinning of subband E_2 to energy $E_{1F} + \varepsilon_{LO}$ is seen (broken line), thereby indicating the existence of intersubband polaron interaction. The inserts show the dependence of $\Delta\sigma_{bg}/\sigma_0$ on U when tunneling occurs from the 2DES at the threshold of the emission of an LO-phonon.