

Robust Assortment Optimization under a Ranking-based Choice Model with Product Unavailability Effect

Saharnaz Mehrani

Department of Operations and Information Management, School of Business, University of Connecticut, Storrs, CT 06269, sahnaz.mehrani@uconn.edu

Jorge A. Sefair

School of Computing, Informatics, and Decision Systems Engineering, Arizona State University, Tempe, AZ 85281, jorge.sefair@asu.edu

The assortment planning problem is a central piece in the revenue management strategy of any company in the retail industry. In this paper, we study a robust assortment optimization problem for substitutable products under a sequential ranking-based choice model. Our modeling approach incorporates the cumulative effect of finding multiple unavailable products on the customers' purchase decisions. To model the highly uncertain order in which a customer explores the products to buy, we present a bi-level optimization approach to maximize the expected revenue under the worst-case order of products in the preference lists of customers. We provide a polynomial-time algorithm that optimally solves a special case of the unconstrained assortment planning problem under our choice model. For the general constrained version of the problem, we devise a solution procedure that includes a single-level reformulation and a cutting-plane approach to iteratively tighten the solution space. We also provide a greedy algorithm that can quickly solve large instances with small optimality gaps.

Key words: Retail operations; Assortment Planning; Ranking-based Choice Model; Multinomial Logit Choice Model; Robust Optimization

1. Introduction

The assortment planning problem is a central piece in the revenue management strategy of every retail company. In this problem, retailers decide which products to offer in order to match the customers' preferences while maximizing the total revenue. Offering a small product assortment may result in a loss of potential sales, customer dissatisfaction, and a loss of goodwill. On the contrary, offering a large set of products, aiming to capture all possible demands, requires significant investments in space, inventory, and logistics. To decide the optimal assortment, retailers must identify the critical aspects of the customers' purchasing behavior and then translate them into a prescriptive decision model, which are typically based on mathematical programming due to the combinatorial nature of the assortment planning problem (Kök et al. 2008, Besbes and Sauré 2016).

Features like price and quality are commonly used factors that determine the value of each product for customers and influence product demand. However, if a product is not offered in the assortment, customers may substitute that product with an alternative available product, an effect known as *substitution behavior* (Blanchet et al. 2016). As a result, the demand of an offered product not only depends on its own features, but also on the whole set of products in the assortment and the strength of the customers' substitution behavior.

The substitution behavior is determined by the product's attributes, customers' behavior, and the cost of searching for the preferred products at other stores. According to Anderson et al. (2006), substitution is negligible for durable products like bedding and home accessories in the moderate-to-premium price range, which implies that customers can be very sensitive to product unavailability. Moreover, customers negatively react to product unavailability when the personal commitment to a product increases and when it is possible to buy the product from other sellers (either at a brick-and-mortar store or online) (Fitzsimons 2000). The substitution effect is especially strong nowadays given the increasing penetration of online retailing and the resulting low cost of finding preferred products. As a result, customers may be more sensitive to the unavailability of their preferred products. However, for some types of products such as apparel and furniture, with high variety in style, color, and quality, the search cost for inspecting different stores is very high, encouraging customers to make in-store substitutions to other products in the assortment. In some cases, product unavailability in a store can even facilitate the customer's purchase decision (Wang and Sahin 2017, Ma et al. 2019).

We propose a robust assortment optimization problem under a sequential ranking-based model that captures *the cumulative effect of product unavailability*, where the probability of leaving the store with no purchase increases with the number of substitution attempts due to product unavailability. We use the general ranking-based model, as it has the ability to capture this effect in the sequence of products examined by the customer. The general ranking-based model assumes that each customer has a preference list of products, whose pre-established order dictates the customer purchasing decisions (see Honhon et al. (2012) and Goyal et al. (2016) for details). The order of the products in the list is based on the utility maximization mechanism, i.e., the list contains products in descending order of utility and all products in the list provide utilities higher than the no-purchase option (Mahajan and Van Ryzin 2001). We use the same construction of the preference list, but allow customers to have different sensitivity levels to the unavailability of their top-choice products. Depending on the product type and the customer's tolerance to unavailability, a customer may or may not make a substitution when attempting to purchase a product whose similar or preferred alternatives are easy to find in other stores. As a result, customers may leave the store without

making any purchase after finding that some of their preferred products are unavailable. Throughout the paper, we refer to the probability that the customer leaves the store with no purchase as the *leaving probability*.

Fitzsimons (2000) shows in a laboratory experiment that consumers respond more aggressively to unavailability of products of higher preference, resulting in a high likelihood of switching store. Therefore, when customers substitute all their top priority products, it means they are determined to make a purchase as long as they can obtain a utility higher than making no purchase. Our model also considers those cases where the customer is determined to make a purchase in the current store, even after a number of substitutions representing the end of the top-priority product list. The length of such list depends on the product category. To this end, we partition each customer’s preference list into two levels, top and low priority, and only consider the cumulative effect when top-priority products are unavailable.

We present an assortment optimization problem to maximize the expected revenue generated by products in the assortment, while also considering the uncertainty in the choice model. The uncertainty is primarily driven by the utility of products for each customer, which determines their position in the preference list. Because it is not easy to infer such preference lists, we adopt a *robust* approach that focuses on the worst-case list that maximizes the leaving probability of a given assortment. This list consists of the worst-possible order of products from the retailer’s perspective. However, we control the level of conservatism in this robust approach by only considering the worst-case list for top-priority products. We use *Multinomial Logit* (MNL) utilities for low-priority products, which is a tractable and the most common random utility model.

We formulate the robust approach using a bi-level optimization model that selects an assortment that maximizes the retailer’s expected revenue (first level) while facing customers with a priority list of maximum leaving probability (second level). We develop exact and greedy optimization algorithms to solve the assortment planning problem under our sequential ranking-based choice model. In particular, we provide a polynomial-time algorithm when the assortment problem is unconstrained and there is only one top-priority product in every preference list. Our solution procedure for the general unconstrained problem and that under a cardinality constraint includes a transformation into a single-level upper-bound problem, which we improve with a cutting-plane procedure. We also devise a set of problem-specific valid inequalities that can improve the performance of our solution algorithms. Additionally, we develop a greedy (heuristic) algorithm that can solve large-scale problem instances efficiently in terms of running time and whose empirical testing shows promising results in terms of the achieved optimality gap. Indeed, we use the results from this (fast) greedy algorithm as an initial (feasible integer) solution to improve the performance of our exact solution methods. Moreover, we extend our models and algorithms to multiple customer categories

with different choice parameters. In this case, we show that ignoring the variability in the sensitivity to product unavailability across customer segments can result in low-revenue assortments. We also present numerical evidence to characterize the sensitivity of the optimal assortment to changes in the number of top-priority products in a preference list.

The remainder of this paper is organized as follows. Section 2 provides a review on the related literature. We describe our sequential ranking-based choice model under product unavailability in Section 3 and our bi-level assortment optimization approach in Section 4. Section 5 presents our solution algorithms. We numerically show the effectiveness of our solution methods and analyze the performance of the proposed choice model in Section 6. We present our final remarks and future work in Section 7.

2. Literature review

In recent decades, assortment optimization problems under different choice models have received considerable attention in the operations research literature. Existing works focus on finding a balance between the generality of the proposed customer choice models and the tractability of the resulting optimization problems. For this reason, this section presents a literature review consisting of two parts: choice models and solution methods.

2.1. Choice models

In particular, our work is related to the assortment planning problem under both the general ranking-based choice model and its special case, MNL. The use of ranking-based choice models in assortment planning was first presented by Mahajan and Van Ryzin (2001) and later extended by Rusmevichientong et al. (2006) for multi-product pricing. Aouad et al. (2018) study an assortment planning problem under a general ranking-based choice model, where customer choices are modeled through an arbitrary distribution over a set of ordered product preference lists. The authors argue that it is difficult to accurately approximate general ranking preferences and provide best-possible approximability bounds. Jagabathula and Rusmevichientong (2016) examine a ranking-based choice model in a non-parametric joint assortment planning and pricing problem where customers first select a subset of products with prices below a predetermined threshold and then choose the most preferred product out of the resulting set. Smith and Agrawal (2000) study the impact of having customers' preference lists of different lengths on the demand distribution, which they relate to the maximum number of substitution attempts. The authors show that assortments with a large number of products are less sensitive to the increase in the number of substitution attempts, which otherwise deteriorate the assortment performance. Moreover, allowing multiple substitution attempts makes this assortment planning problem more difficult to solve, justifying the development of specialized solution methods for the simplified single-substitution attempt case (Kök and Fisher 2007).

Because the ranking-based choice model is more general than many others, [Honhon et al. \(2010\)](#) and [Goyal et al. \(2016\)](#) use this choice model in joint assortment planning and inventory management problems. [Honhon et al. \(2010\)](#) consider different types of customers, each of which has a specific ordered preference list of products. They assume that the proportion of each type of customers is known and that the retailer can estimate the possible preference lists and their associated probabilities. [Goyal et al. \(2016\)](#) study a joint assortment and inventory planning problem under dynamic (stock-out-based) substitution with a simple consumer choice model, which is later extended to a customer choice model that depends on both price and quality. The authors also assume that the number of arriving customers follows an increasing failure rate distribution and that the customers' preference lists have different sizes with a known probability distribution.

The assortment planning problem for substitutable products under different variants of the MNL choice model has received considerable attention in the literature (see e.g., [Ryzin and Mahajan \(1999\)](#), [Talluri and Van Ryzin \(2004\)](#), [Rusmevichientong et al. \(2010\)](#), [Kök et al. \(2015\)](#)). [Rusmevichientong et al. \(2010\)](#) study static and dynamic assortment planning problems under the MNL choice model and subject to a cardinality constraint that limits the maximum number of products chosen. In the static version of the problem, they assume that the parameters of the MNL model are known in advance, while in the dynamic problem these are estimated from data. More recent extensions of the MNL model, such as the mixed MNL ([Bernstein et al. 2015](#), [Feldman and Topaloglu 2015](#), [Kunnumkal 2015](#), [Kunnumkal and Martínez-de Albéniz 2019](#)) and the nested logit model ([Gallego and Topaloglu 2014](#), [Davis et al. 2014](#)), incorporate more complex customer's choice behaviors. [Bernstein et al. \(2015\)](#) study a problem in which a customized assortment of products is offered to customers that arrive sequentially. In this case, products are identically priced and substitutable with limited inventory in a market with multiple customer segments. They use the mixed MNL choice model in which each customer belongs to a segment with a probability and each segment follows a specific MNL model. [Gallego and Topaloglu \(2014\)](#) study an assortment optimization problem with cardinality and space constraints under the nested logit choice model in which products are categorized in different nests. In such choice model, products in each nest are substitutable and customers first select a nest, and then a product within the selected nest ([Davis et al. 2014](#)). [Flores et al. \(2019\)](#) solve an assortment planning problem under the sequential MNL in which products are partitioned into two levels such that customers only examine the products in the second level if they do not purchase a product in the first level. For a sample of the extensive literature on the MNL choice model, see [Ryzin and Mahajan \(1999\)](#), [Kök et al. \(2015\)](#), [Feldman and Topaloglu \(2015\)](#), [Kunnumkal and Martínez-de Albéniz \(2019\)](#), and [Liu et al. \(2019\)](#).

In an effort to generalize the choice models, [Blanchet et al. \(2016\)](#) present a Markov chain-based approximation for all random utility based discrete choice models, including MNL, probit, nested

logit, and mixed MNL. In this approximation, they define a Markov chain with states given by the candidate products (as well as the no-purchase option) and whose transition matrix captures the substitution probabilities. These probabilities only depend on the last visited product due to the Markovian memoryless property, which implies that the cumulative effect of finding multiple products unavailable is limited to one product. [Berbeglia \(2016\)](#) generalizes the Markov chain-based model by proposing a random walk-based model that solves the memoryless limitation by considering that the substitution probability depends on the whole sequence of previously visited products.

2.2. Solution methods

Multiple exact and heuristic approaches have been proposed for the solution of different variants of the assortment planning problem. [Aouad et al. \(2018\)](#) study an unconstrained assortment optimization under the general ranking-based choice model. The authors relate the problem to the maximum independent set problem and prove that it is NP-hard to approximate within a $O(n^{1-\epsilon})$ factor for any $\epsilon > 0$ and n candidate products. They present best-possible approximation algorithms with performance guarantees as a function of both extremal prices and the maximum length of any preference list. [Honhon et al. \(2010\)](#) and [Goyal et al. \(2016\)](#) study joint assortment and inventory planning problems under the general ranking-based model and stochastic demand. [Honhon et al. \(2010\)](#) focus on the unconstrained problem and present a dynamic programming (DP) algorithm to find multiple local maxima using the properties of their DP value function. Their experimental results on 4, 6, and 8 candidate products and different distributions and parameter values show no optimality gap in most cases under random preference lists and an improvement in the run time compared to existing heuristics from the literature. [Goyal et al. \(2016\)](#) provide NP-hardness results of the capacity-constrained problem even for the special case where there is only one customer and all preference lists consist of only two products. Under some assumptions, including that each customer has a price threshold and always prefers the cheapest available product, they develop a polynomial-time approximation scheme (PTAS) for computing near-optimal solutions with arbitrary level of accuracy. Their experimental results on up to 20 candidate products and different capacity limits show that PTAS is able to produce assortments with at least 44% of the optimal expected revenue in 7200 seconds.

The lack of complete data and the difficulty to estimate the input parameters of some assortment planning models have motivated the use of bi-level and robust optimization approaches to guarantee a maximum revenue even under worst-case scenarios of customer behavior. Bi-level optimization has a rich literature in modeling competitive markets and has been recently used to formulate problems in the area of revenue management in the airline industry ([Birbil et al. 2009](#), [Perakis and](#)

Roels 2010) and portfolio optimization (Chen and Chen 2018). In assortment optimization, Rusmevichientong and Topaloglu (2012) develop a bi-level formulation of the assortment optimization problem under the MNL model in order to guarantee a high revenue under unknown choice model parameters. The authors consider both static and dynamic settings of the problem, where there can be a limited initial product inventory that must be allocated over time, and prove revenue-ordered characterizations of the optimal assortment in both settings. Rooderkerk and van Heerde (2016) develop a robust optimization framework to protect the assortment against the demand and profit uncertainty for every product, achieving a balance between risk and return. The authors study a capacity-constrained problem and provide a heuristic that approximates the risk-return efficient frontier of assortments. Li and Ke (2019) present a robust assortment optimization problem under the MNL choice model considering partially available information for the parameters of the choice model. The assortment model uses a chance constraint that requires the revenue to exceed a given threshold value with a fixed probability, which is then replaced by a distributionally robust chance constraint. This chance constraint is also approximated using the worst-case Conditional Value-at-Risk. Désir et al. (2019) use a bi-level optimization formulation for an unconstrained assortment optimization problem under the general Markov chain-based choice model and its special case, MNL, considering the uncertainty in the Markov chain’s transition probabilities. They maximize the worst-case expected revenue, where the worst-case is taken over a set of likely values of the choice model parameters. The authors show that under certain assumptions related to the choice model and the uncertainty set, the order of the max and min operators can be interchanged in the bi-level objective function. Using this result, the authors develop an iterative algorithm that converges in polynomial time under few conditions.

This paper contributes to the existing literature in four main aspects. First, although our choice model can be seen as a special case of the more general Markov-chain and random-walk based models of Blanchet et al. (2016) and Berbeglia (2016), respectively, and the general ranking-based models of Mahajan and Van Ryzin (2001) and Farias et al. (2013), our approach explicitly incorporates the *cumulative* effect that the number of unavailable products attempted (i.e., number of substitution attempts) has on the customers’ leaving probability. Moreover, the sequential process in our choice model allows us to include those cases where the customer is determined to make a purchase in the current store. Second, we propose a bi-level optimization approach which is designed to find an optimal assortment that provides the maximum possible revenue under the worst-case customers’ preference list and their tolerance to unavailable products. We call this strategy “robust” as it is intended to produce an optimal assortment with limited and highly uncertain information on the customers’ preferences. Third, we present both exact and heuristic solution approaches to solve multiple variants of the resulting bi-level assortment planning problem. These approaches are

designed to both overcome the difficulty of solving the nonlinear integer bi-level problem formulation and take advantage of the problem structure. We present a polynomial-time algorithm for a special case of the unconstrained assortment problem. To solve the general constrained versions of the problem, our algorithmic approach first transforms the bi-level problem into a single-level upper bound problem. Using problem-specific properties, we devise a cutting-plane approach and problem-specific valid inequalities that iteratively tighten the single-level upper bound formulation. Additionally, we use the results from the unconstrained case to construct super-valid equalities to further accelerate the solution of special cases of the constrained problem. Our approaches can solve large-scale instances (e.g., > 80 candidate products) of some variants of the problem, which is larger than the instances currently solved in the literature. Fourth, we extend our models and algorithms to multiple customer categories with different choice parameters. In this context, we show that ignoring the variability in the sensitivity to unavailable products across customer segments can result in low-revenue assortments. We also present numerical evidence to characterize the sensitivity of the optimal assortment to changes in the length of the customers' preference lists for different types of products.

3. Sequential ranking-based choice model under product unavailability effect

In this section, we present our *sequential ranking-based choice model that considers the effect of product unavailability* on the customers' purchasing behavior, which we refer to as SRMU. We define the set of all products by $I = \{0, 1, \dots, n\}$, where 0 denotes the no-purchase option. We assume that products in I belong to the same category and that they are substitutable with each other. Moreover, we assume that each customer purchases at most one product in this category. In our model, each customer entering the store has a preference list of products ranked in non-increasing order of utility. Denote such list by $\mathcal{T} = \{\tau_1, \dots, \tau_l\} \subseteq I$, where $\tau_1 \succeq \dots \succeq \tau_l$ ($a \succeq b$ denotes that a is at least as preferred as is b). If the utility of option $i \in I$ for the customer with preference list \mathcal{T} is U_i , then $U_{\tau_1} \geq \dots \geq U_{\tau_l} \geq U_0$, where U_0 is the utility assigned to the no-purchase choice, regardless of the assortment.

Because of the customer sensitivity to the unavailability of the products with the highest utility, we partition the preference list of each customer into two priority levels. The top-priority products are the top \bar{u} products in the preference list, while the remaining products are defined as low-priority. If product τ_k is unavailable, for any $k \in \{1, \dots, \bar{u}\}$, i.e., any top-priority product in a preference list \mathcal{T} , then customer either attempts to substitute τ_k with τ_{k+1} or chooses the no-purchase option from the current retailer. This means that the customer does not necessarily make a substitution when examining the top-priority list. When the customer finds all the products in the top-priority list unavailable and remains in the store (i.e., after $\bar{u}-1$ substitutions), it means that the customer wants

to make a purchase and therefore, buys the product with the largest utility among the available ones.

We model the substitution probability of top-priority product τ_k as a function of two factors: product features and the position in the preference list. Let p_i^0 be the leaving probability (i.e., the probability of choosing the no-purchase option) when i is the first product in the preference list, i.e., $\tau_1 = i$, and this product is unavailable. To capture the customer's dissatisfaction due to product unavailability, we assume that the leaving probability increases as the customer makes more substitution attempts, moving down the preference list. Mathematically, we define η_{ik} as the rate of increase in the leaving probability p_i^0 , when the customer has faced k unavailable top-priority products and the last attempted purchase was product i . Accordingly, the customer substitutes unavailable product $\tau_k = i$ with product τ_{k+1} with probability $1 - \eta_{ik} p_i^0$. We define $\eta_{i1} = 1$ for all $i \in I$, meaning that the probability of substituting the first product in the preference list, $\tau_1 = i$, is $1 - p_i^0$. Parameter η_{ik} is useful to model the sensitivity of customers to unavailable products. For instance, a rapidly increasing value of η_{ik} with respect to k indicates that either customers are very sensitive to the unavailability of their top choices and will not attempt many substitutions or that products in the given category are readily available in other stores (i.e., low search cost).

Define the set of products in the assortment by $S \subseteq I \setminus \{0\}$ and the set of unavailable products by $\bar{S} = I \setminus (S \cup \{0\})$. Denote the set of all possible preference lists by L and the probability of observing a customer with preference list $\mathcal{T} \in L$ by $w_{\mathcal{T}}$ with $\sum_{\mathcal{T} \in L} w_{\mathcal{T}} = 1$. Given an assortment S , the probability of purchasing product $i \in S$ is given by

$$\mathbf{p}(i, S) = \sum_{\mathcal{T} \in L} w_{\mathcal{T}} \times \begin{cases} 1 & \text{if } i \in \mathcal{T}^1, \tau_1 = i \\ \prod_{k=1}^{k(i)-1} (1 - \eta_{\tau_k k} p_{\tau_k}^0) & \text{if } i \in \mathcal{T}^1, \{\tau_1, \dots, \tau_{k(i)-1}\} \subseteq \bar{S} \\ \prod_{k=1}^{\bar{u}} (1 - \eta_{\tau_k k} p_{\tau_k}^0) & \text{if } i \in \mathcal{T}^2, \{\tau_1, \dots, \tau_{k(i)-1}\} \subseteq \bar{S} \\ 0 & \text{otherwise,} \end{cases} \quad (1)$$

where $k(i)$ is the position of product i in the preference list \mathcal{T} and \mathcal{T}^1 and \mathcal{T}^2 denote the sets of top- and low-priority products, respectively. The term $1 - \eta_{\tau_k k} p_{\tau_k}^0$ is the substitution probability for the unavailable product in position k of preference list \mathcal{T}^1 . The first condition in (1) means that product i is purchased with certainty if it is the first in the list \mathcal{T} . Otherwise, it is purchased as long as all the more preferred products in the list \mathcal{T} are unavailable and the customer decides to substitute them. In this case, the purchase probability is $\prod_{k=1}^{k(i)-1} (1 - \eta_{\tau_k k} p_{\tau_k}^0)$ if $i \in \mathcal{T}^1$ and $\prod_{k=1}^{\bar{u}} (1 - \eta_{\tau_k k} p_{\tau_k}^0)$ if $i \in \mathcal{T}^2$. Example 1 illustrates the construction of the purchase probability.

EXAMPLE 1. Let $n = 2$, $L = \{\{1\}, \{2\}, \{1, 2\}, \{2, 1\}\}$ with respective probability vector $w = \{0.1, 0.2, 0.3, 0.4\}$, $p_1^0 = 0.3$, $p_2^0 = 0.2$, and $\bar{u} = 1$. If $S = \{1\}$, the probability of purchasing Product 1, $\mathbf{p}(1, S)$, is $w_1 + w_3 + w_4 (1 - p_2^0) = 0.72$. The no-purchase probability, $\mathbf{p}(0, S)$, is $1 - 0.72 = 0.28$, which can also be calculated as $w_2 + w_4 p_2^0$.

We mitigate the uncertainty on the actual distribution of the utility vector U by proposing a robust approach that focuses on the worst possible preference list of products, which is the list that maximizes the leaving probability. This also helps us eliminate the dependency of (1) to the distribution of L , which is challenging to obtain from empirical data. To be less conservative in our optimization, we find the worst possible preference list only for top-priority products. The details of this construction are explained in Section 4. Given a worst-case top-priority list, we describe the purchasing decisions of low-priority products using the MNL model, which is a widely used special and tractable case of the general ranking-based model (Mahajan and Van Ryzin 2001).

In the MNL, U_0, U_1, \dots, U_n are mutually independent random variables with Gumbel distributions with means u_0, u_1, \dots, u_n , respectively (Kök et al. 2008). Similar to Rusmevichientong et al. (2010), we assume that the scale parameter of all distributions is equal to 1. We also assume that $u_0 = 0$, which means that the no-purchase option provides zero expected utility to the customers. Under the MNL, the probability that a customer chooses product i given assortment S is given by

$$\rho_i(S) = \frac{\nu_i}{\nu_0 + \sum_{j \in S} \nu_j}, \quad (2)$$

where $\nu_i = e^{u_i}$ for all $i \in S \cup \{0\}$ (Kök et al. 2008). If $\hat{\mathcal{T}}^1 = \{\tau_1, \dots, \tau_{\bar{u}}\}$ is the worst possible preference list that customers can have for their top-priority products, then the probability of purchasing product $i \in S$ is given by

$$\mathbf{p}(i, S) = \begin{cases} 1 & \text{if } i \in \hat{\mathcal{T}}^1, \tau_1 = i \\ \prod_{k=1}^{k(i)-1} (1 - \eta_{\tau_k k} p_{\tau_k}^0) & \text{if } i \in \hat{\mathcal{T}}^1, \{\tau_1, \dots, \tau_{k(i)-1}\} \subseteq \bar{S} \\ \prod_{k=1}^{\bar{u}} (1 - \eta_{\tau_k k} p_{\tau_k}^0) \rho_i(S) & \text{if } i \notin \hat{\mathcal{T}}^1, \{\tau_1, \dots, \tau_{\bar{u}}\} \subseteq \bar{S} \\ 0 & \text{otherwise.} \end{cases} \quad (3)$$

To obtain (3) from (1), we replace $w_{\mathcal{T}}$ by using the MNL probabilities for low-priority products. That is because the top-priority list (i.e., $\hat{\mathcal{T}}^1$) is known, as it corresponds to the worst-case sequence (i.e., $w_{\mathcal{T}}$ is replaced with 1 for the first two conditions). As a result, we only need to find the probability of purchasing the low-priority product $i \in S$, which corresponds to $\rho_i(S)$.

4. Bi-level assortment optimization

In this section, we develop a robust mathematical formulation for the *assortment planning problem under the SRMU* from Section 3, which we refer to as AP-SRMU. We formulate the AP-SRMU as a bi-level optimization problem that maximizes the expected revenue under the worst-case customer preference list. The motivation of this formulation is the difficulty in finding the preference list probability distribution among different customers interested in buying the same type of product (Aouad et al. 2018).

We define the worst-case customer preference list for a given assortment of products as a sequence of unavailable products that minimizes the probability of staying in the store (or maximizes the probability of leaving the store without any purchase). We control the length of the preference list using parameter \bar{u} , which is the maximum number of allowed top-priority products in the preference list. A large value of \bar{u} indicates that customers have many product options to explore at the store in case of unavailability of more preferred items. If $\bar{u} = 0$ our model reduces to the MNL because the customer immediately faces the decision of selecting a product from the assortment or leave the store. We assume that the value of \bar{u} is less than the number of products not included in the assortment so it is always possible to find a preference list consisting of \bar{u} unavailable products. To find the worst-case top-priority list of length \bar{u} , we define the binary decision variable y_{ik} , which is equal to 1 if product i is located in position k in the preference list, and is equal to 0 otherwise, for $i \in I \setminus \{0\}$ and $k \in \{1, \dots, \bar{u}\}$. Given an assortment S , the set of feasible worst-case preference lists is defined by

$$Y(S) = \left\{ \mathbf{y} \in \{0, 1\}^{|\bar{S}| \times \bar{u}} : \sum_{i \in \bar{S}} y_{ik} = 1, \forall k \in \{1, \dots, \bar{u}\}, \sum_{k=1}^{\bar{u}} y_{ik} \leq 1, \forall i \in \bar{S} \right\}, \quad (4)$$

where $\bar{S} = I \setminus (S \cup \{0\})$ as we only consider unavailable products to be part of a worst-case preference list. The worst-case preference list is the one that minimizes the probability of staying in the store while attempting to purchase unavailable products, which is given by

$$\pi(S) = \min_{\mathbf{y} \in Y(S)} \prod_{k=1}^{\bar{u}} \left(1 - \sum_{i \in \bar{S}} \eta_{ik} p_i^0 y_{ik} \right). \quad (5)$$

We assume that if $S = I \setminus \{0\}$ (i.e., $\bar{S} = \emptyset$) in Problem (5), then every customer can purchase their top choice and therefore $\pi(I \setminus \{0\}) = 1$. We also assume that $\pi(S) = 1$ when $\bar{u} = 0$. Intuitively, having less products in the assortment increases the chances that a customer attempts to buy a product that is unavailable. This is formalized in the following lemma, where we show that removing products from any assortment $S \subseteq I \setminus \{0\}$ never increases the value of $\pi(S)$.

LEMMA 1. $\pi(S') \leq \pi(S)$ for any $S \subseteq I \setminus \{0\}$ and $S' \subseteq S$.

Proof. Define $\bar{S}' = I \setminus (S' \cup \{0\})$ and $\bar{S} = I \setminus (S \cup \{0\})$, thus $\bar{S} \subseteq \bar{S}'$. Denote the optimal solution to Problem (5) for assortment S by $y_{ik}^*(S)$ for $i \in \bar{S}$ and $k \in \{1, \dots, \bar{u}\}$. Construct a feasible solution to Problem (5) for assortment S' as follows: $y'_{ik}(S') = y_{ik}^*(S)$ for $i \in \bar{S}$ and $k \in \{1, \dots, \bar{u}\}$ and $y_{ik} = 0$ for all $i \in \bar{S}' \setminus \bar{S}$ and $k \in \{1, \dots, \bar{u}\}$. Therefore, we have

$$\begin{aligned} \pi(S') &\leq \prod_{k=1}^{\bar{u}} \left(1 - \sum_{i \in \bar{S}'} \eta_{ik} p_i^0 y'_{ik}(S') \right) \\ &\leq \prod_{k=1}^{\bar{u}} \left(1 - \sum_{i \in \bar{S}} \eta_{ik} p_i^0 y_{ik}^*(S) \right) = \pi(S), \end{aligned}$$

where the second inequality holds because $\bar{S} \subseteq \bar{S}'$ and $\eta_{ik}p_i^0 \geq 0$ for all $i \in I$ and $k \in \{1, \dots, \bar{u}\}$, proving the statement. \square

We define r_i as the revenue from product $i \in I$ and let Ω be the set of feasible assortments, which can include different types of constraints. To maximize the expected revenue considering the worst-case customers' preference list under the SRMU, the retailer must solve the optimization problem

$$z^* = \max_{S \in \Omega} \left\{ \pi(S) \sum_{i \in S} \rho_i(S) r_i \right\}. \quad (6)$$

Note that the AP-SRMU in (6) gives the retailer the possibility to capture different customer behaviors by using specific values of \bar{u} and the η -parameters.

5. Solution approach

In this section, we describe a procedure to find an optimal solution to the AP-SRMU in (6). In Section 5.1, we present a polynomial-time solution approach for the unconstrained version of the problem (i.e., $\Omega = \{S : S \subseteq I \setminus \{0\}\}$) when $\bar{u} = 1$. In Section 5.2, we present a reformulation and a solution strategy for Problem (6) under a cardinality constraint that limits the number of products in the assortment. In the same section, we provide an alternative greedy algorithm for solving large-scale instances. We also describe a strategy to strengthen the cardinality-constrained version of Problem (6) when $\bar{u} = 1$ based on the solution of the unconstrained problem. At the end of this section we discuss how our solution approaches can be used to solve some extensions of the AP-SRMU.

5.1. Polynomial algorithm for unconstrained AP-SRMU and $\bar{u} = 1$

In this section, we focus on the unconstrained version of Problem (6) (i.e., $\Omega = \{S : S \subseteq I \setminus \{0\}\}$) and where $\bar{u} = 1$. This can be the case for many durable products such as furniture and some electronic devices for which customers have a single preferred product in mind. Nevertheless, due the high cost of searching for alternatives at other stores, some customers may decide to explore alternative products from the assortment in case of unavailability of the only product in their preference list. The unconstrained assumption reflects the case of stores selling products on demand (or by catalog), where customers see store samples before placing an order for product shipment. This strategy allows the store to have a very large (virtually unconstrained) assortment.

Using auxiliary variable $\lambda \in \mathbb{R}_+$, we can reformulate Problem(6) as

$$\begin{aligned} z^* &= \max_{S, \lambda} \left\{ \lambda : \pi(S) \sum_{i \in S} \rho_i(S) r_i \geq \lambda, \lambda \in \mathbb{R}_+, S \in \Omega \right\} \\ &= \max_{S, \lambda} \left\{ \lambda : \sum_{i \in S} \nu_i (r_i \pi(S) - \lambda) \geq \lambda, \lambda \in \mathbb{R}_+, S \in \Omega \right\}, \end{aligned} \quad (7)$$

where the second equality follows from replacing $\rho_i(S)$ from (2) and then simplifying the inequality. For any given value of $\lambda \in \mathbb{R}_+$, the optimal assortment is given by

$$S'(\lambda) = \arg \max_{S \in \Omega} \left\{ \sum_{i \in S} \nu_i (r_i \pi(S) - \lambda) \right\}, \quad (8)$$

which allows us to reformulate (7) as

$$z^* = \max_{\lambda \in \mathbb{R}_+} \left\{ \pi(S'(\lambda)) \sum_{i \in S'(\lambda)} \rho_i(S'(\lambda)) r_i \right\}. \quad (9)$$

We prove that in order to solve unconstrained version of Problem (6) with $\bar{u} = 1$ it suffices to compute $S'(\lambda)$ for $O(n)$ values of $\lambda \in \mathbb{R}_+$. Furthermore, we show that it is possible to identify these $O(n)$ values of λ , denoted by set Λ , in a tractable fashion.

Before describing our solution algorithm, we provide a geometric interpretation of Problem (8). To do so, we define the linear function $f_i(\lambda, S) = \nu_i (r_i \pi(S) - \lambda)$ to denote the benefit of product $i \in S$ for given values of λ and S . Using this definition, we can write the objective function in (8) as $\sum_{i \in S} f_i(\lambda, S)$. Further, when $\bar{u} = 1$, we can reformulate $\pi(S)$ as

$$\pi(S) = \min_{i \in S} \{1 - p_i^0\}. \quad (10)$$

Because $f_i(0, S) = \nu_i r_i \pi(S) \geq 0$, for all $i \in S$ and $\pi(S) \leq \pi(I \setminus \{0\}) = 1$, for all $S \in \Omega$ according to Lemma 1, we have that $S'(\lambda) = I \setminus \{0\}$ when $\lambda = 0$. By increasing the value of λ , $f_i(\lambda, I \setminus \{0\})$ decreases for all $i \in I \setminus \{0\}$. However, if for a given value of λ we have that $\sum_{i \in I} f_i(\lambda, I \setminus \{0\}) > \sum_{i \in I \setminus \{j, 0\}} f_i(\lambda, I \setminus \{j, 0\})$ for all $j \in I \setminus \{0\}$, then $S'(\lambda) = I \setminus \{0\}$. This means that for such value of λ it is not optimal to remove any product from the assortment. This result also applies for any other assortment, suggesting a procedure to determine whether removing a product from the assortment is optimal. The following lemma shows that there are at most $n + 1$ distinct values from a set $\Lambda = \{\lambda_0, \dots, \lambda_n\}$ such that $\lambda > \lambda_k$ implies that it is optimal to remove at least k products from assortment $S'(0)$.

LEMMA 2. Define $\lambda_0 = 0$ and let λ_k be the smallest value of λ that satisfies

$$\sum_{i \in S'(\lambda_{k-1})} f_i(\lambda_k, S'(\lambda_{k-1})) \leq \sum_{i \in S'(\lambda_{k-1}) \setminus \{j\}} f_i(\lambda_k, S'(\lambda_{k-1}) \setminus \{j\}) \quad (11)$$

for $k \in \{1, \dots, n\}$ and some $j \in S'(\lambda_{k-1})$. Then, for any arbitrary assortment $S \subseteq S'(\lambda_{k-1})$ that includes product j and for all $\lambda \geq \lambda_k$, we have

$$\sum_{i \in S} f_i(\lambda, S) \leq \sum_{i \in S \setminus \{j\}} f_i(\lambda, S \setminus \{j\}). \quad (12)$$

That is, assortment $S'(\lambda)$ does not include product j for any $\lambda \geq \lambda_k$.

Proof. First, we show that the set Λ always exists. For any arbitrary value of λ and $j \in I \setminus \{0\}$ we have that the change in revenue after removing j from assortment $S'(\lambda)$ is given by

$$\begin{aligned} & \sum_{i \in S'(\lambda)} f_i(\lambda, S'(\lambda)) - \sum_{i \in S'(\lambda) \setminus \{j\}} f_i(\lambda, S'(\lambda) \setminus \{j\}) = \\ & \sum_{i \in S'(\lambda) \setminus \{j\}} \nu_i r_i [\pi(S'(\lambda)) - \pi(S'(\lambda) \setminus \{j\})] + \nu_j r_j \pi(S'(\lambda)) - \lambda. \end{aligned}$$

From Lemma 1 we have that $\pi(S'(\lambda)) - \pi(S'(\lambda) \setminus \{j\}) \geq 0$. Moreover, $\pi(S'(\lambda)) - \pi(S'(\lambda) \setminus \{j\}) \leq 1$ and all ν - and r -parameters are nonnegative, meaning that there is a value of λ , denoted by λ'_j , such that the previous expression is negative. This implies that

$$\sum_{i \in S'(\lambda)} f_i(\lambda, S'(\lambda)) \leq \sum_{i \in S'(\lambda) \setminus \{j\}} f_i(\lambda, S'(\lambda) \setminus \{j\}), \quad \forall \lambda \geq \lambda'_j.$$

Starting with $\lambda_0 = 0$ and applying this argument recursively for $j \in I \setminus \{0\}$, we can build the set Λ . Now, define the function

$$g(S, j) = \frac{\nu_j r_j \pi(S \setminus \{j\}) + \sum_{i \in S} \nu_i r_i (\pi(S) - \pi(S \setminus \{j\}))}{\nu_j}. \quad (13)$$

Using the definition of $f_i(\lambda, S)$ and $f_i(\lambda, S \setminus \{j\})$, it follows that $g(S, j) \leq \lambda$ is equivalent to Inequality (12). We show that Inequality (12) is also valid for every $\lambda \geq \lambda_k$ and $S \subseteq S'(\lambda_{k-1})$ that includes j . Let $\bar{S}'(\lambda_{k-1}) = I \setminus (S'(\lambda_{k-1}) \cup \{0\})$ and suppose that $\pi(S) = 1 - p_\ell^0$ for some $\ell \in S$ and that $\pi(S'(\lambda_{k-1})) = 1 - p_t^0$ for some $t \in S'(\lambda_{k-1})$. Since $\bar{S}'(\lambda_{k-1}) \subseteq \bar{S}$, then according to Lemma 1 we have $\pi(S) \leq \pi(S'(\lambda_{k-1}))$ and $p_t^0 \leq p_\ell^0$. There are three cases to consider: $p_j^0 \leq p_t^0 \leq p_\ell^0$, $p_t^0 \leq p_j^0 \leq p_\ell^0$, and $p_t^0 \leq p_\ell^0 \leq p_j^0$.

If $p_j^0 \leq p_t^0 \leq p_\ell^0$, we have $\pi(S \setminus \{j\}) = \pi(S) = 1 - p_\ell^0$ and $\pi(S'(\lambda_{k-1}) \setminus \{j\}) = \pi(S'(\lambda_{k-1})) = 1 - p_t^0$. Therefore, it follows that

$$g(S, j) = \frac{\nu_j r_j (1 - p_\ell^0)}{\nu_j} \leq \frac{\nu_j r_j (1 - p_t^0)}{\nu_j} = g(S'(\lambda_{k-1}), j) \leq \lambda.$$

Now, suppose that $p_t^0 \leq p_j^0 \leq p_\ell^0$. In this case, we have that $\pi(S \setminus j) = \pi(S) = 1 - p_\ell^0$ and $\pi(S'(\lambda_{k-1}) \setminus \{j\}) = 1 - p_j^0$, which implies

$$g(S, j) = \frac{\nu_j r_j (1 - p_\ell^0)}{\nu_j} \leq \frac{\nu_j r_j (1 - p_j^0)}{\nu_j} \leq \frac{\nu_j r_j (1 - p_j^0) + \sum_{i \in S'(\lambda_{k-1})} \nu_i r_i (p_j^0 - p_t^0)}{\nu_j} = g(S'(\lambda_{k-1}), j) \leq \lambda.$$

For $p_t^0 \leq p_\ell^0 \leq p_j^0$, we have $\pi(S \setminus \{j\}) = 1 - p_j^0$ and $\pi(S'(\lambda_{k-1}) \setminus j) = 1 - p_j^0$. Then, we have

$$g(S, j) = \frac{\nu_j r_j (1 - p_j^0)}{\nu_j} = g(S'(\lambda_{k-1}), j) \leq \lambda.$$

In any case we obtain that $g(S, j) \leq \lambda$, which implies that $\sum_{i \in S} f_i(\lambda, S) \leq \sum_{i \in S \setminus \{j\}} f_i(\lambda, S \setminus \{j\})$, completing the proof. \square

Proposition 1 follows immediately from Lemma 2 and the definition of Λ .

PROPOSITION 1. $S'(\lambda) \subseteq S'(\lambda_{k-1}) \setminus \{j\}$ for any $\lambda \geq \lambda_k$, all $k \in \{1, \dots, n\}$, and some $j \in S'(\lambda_{k-1})$.

Proof. From Lemma 2, we know that $S'(\lambda) \subseteq S'(\lambda_k) \setminus \{j\}$ and that $S'(\lambda_k) \setminus \{j\} \subseteq S'(\lambda_{k-1}) \setminus \{j\}$ for $\lambda \geq \lambda_k$ and some $j \in S'(\lambda_{k-1})$. This implies that $S'(\lambda) \subseteq S'(\lambda_{k-1}) \setminus \{j\}$, proving the result. \square

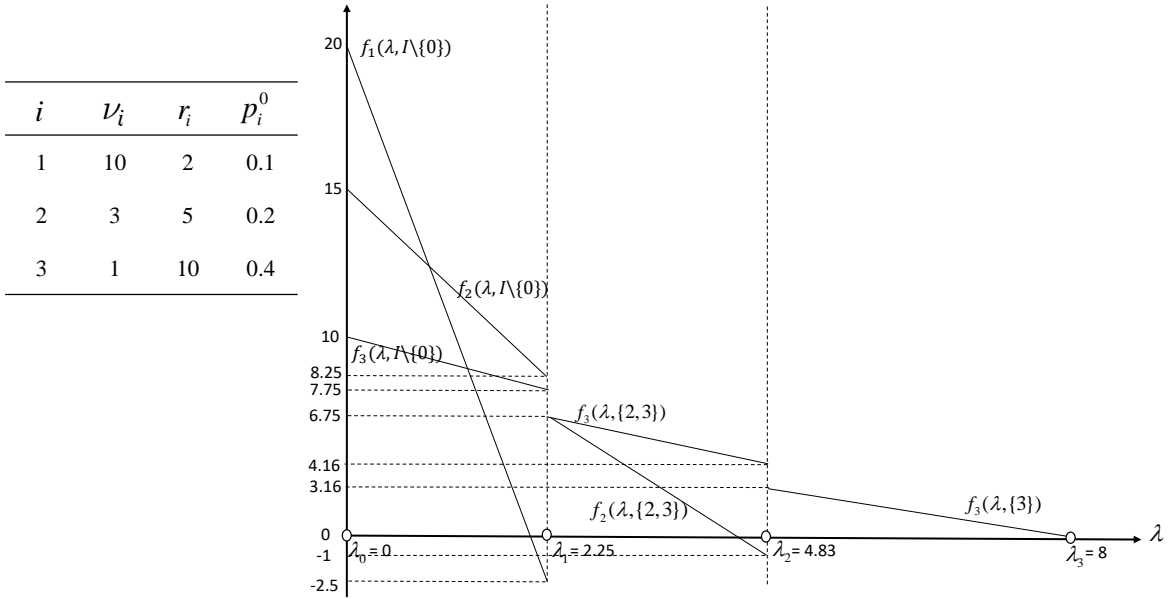
This proposition implies that the optimal solution to the unconstrained AP-SRMU with $\bar{u} = 1$ can be found in polynomial time by generating at most $n + 1$ candidate assortments, which can be evaluated based on their objective function value in Problem (9). We emphasize that set Λ has at most $n + 1$ elements as some λ -values may be repeated. Our polynomial-time solution method to solve Problem (9) is formally presented in Algorithm 1. In this algorithm, we find the candidate assortments $S'(\lambda)$ for all $\lambda \in \Lambda$ and select the one with the maximum objective value in Problem (9). In Line 1, we initialize $\lambda_0 = 0$, $S'(\lambda_0) = I \setminus \{0\}$, $S^* = S'(\lambda_0)$ and its corresponding objective value z^* . Using the results from Lemma 2 and Proposition 1, the loop in Lines 2 – 14 finds the elements of Λ and their corresponding assortment $S'(\lambda_k)$ for all $k \in \{1, \dots, n\}$. In line 3, we initialize $\lambda_k = \infty$ and in Line 4, we find the value of $\pi(S'(\lambda_{k-1}))$ which is used to evaluate the g -functions later on. In Lines 5 – 11, we test whether removing Product j from assortment $S'(\lambda_{k-1})$ can be used to update λ_k and $S'(\lambda_k)$. In Line 6, we calculate $g(S'(\lambda_{k-1}), j)$, and in Lines 7 – 8, we use the condition $g(S'(\lambda_{k-1}), j) \leq \lambda_k$ as it is equivalent to Inequality (11). These lines determine the product to remove and its corresponding λ -value, where j' is such that $S'(\lambda_k) = S'(\lambda_{k-1}) \setminus \{j'\}$. Note that if $\lambda_k \leq \lambda_{k-1}$, it is also optimal to remove product j' from assortment $S'(\lambda_{k-1})$. Therefore, Lines 9 – 10 verify this condition and set $\lambda_k = \lambda_{k-1}$ to be able to update assortment $S'(\lambda_{k-1})$ in Line 11. In Lines 12 – 14, we update S^* and z^* if the assortment $S'(\lambda_k)$ in the k th iteration is more profitable than the best observed thus far. The complexity of Algorithm 1 is $O(n^2)$ due to the for-loops starting in Lines 2 and 5. The correctness of Algorithm 1 follows from Lemma 2 and Proposition 1.

The following example illustrates the operation of Algorithm 1 in a problem with 3 candidate products.

EXAMPLE 2. Suppose that there are 3 products available with parameters and functions $f_i(S'(\lambda), \lambda)$ given by Figure 1. For $\lambda = 0$, we have that $S'(\lambda) = I \setminus \{0\}$ because $f_i(I \setminus \{0\}, \lambda) \geq 0$ for every product. However, as λ increases, the profits of products become negative one by one, starting with Product 1 at $\lambda = \lambda_1$. For any $\lambda \geq \lambda_1$, we have $\sum_{i \in I \setminus \{0\}} f_i(I \setminus \{0\}, \lambda) \leq \sum_{i \in \{2,3\}} f_i(\{2,3\}, \lambda)$, indicating that Product 1 must be removed from the assortment at the expense of decreasing $\pi(\cdot)$. Accordingly, we obtain $S'(\lambda) = \{2, 3\}$ for $\lambda \in [\lambda_1, \lambda_2)$. Using the same argument, Product 2 is not in the optimal assortment $S'(\lambda) = \{3\}$ for $\lambda \in [\lambda_2, \lambda_3)$. Finally, for $\lambda \geq \lambda_3$, all the three products have negative profit and $S'(\lambda) = \emptyset$. As a result, the candidate assortments corresponding to λ -segments $[\lambda_{k-1}, \lambda_k)$ for $k = 1, \dots, 4$, where $\lambda_4 = \infty$, are $I \setminus \{0\}$ ($z = 3$), $\{2, 3\}$ ($z = 4.5$), $\{3\}$ ($z = 4$), and \emptyset ($z = 0$), respectively, where $S = \{2, 3\}$ is the optimal solution to Problem (9).

Algorithm 1 : Solution algorithm for unconstrained AP-SRMU with $\bar{u} = 1$

- 1: Initialize $\lambda_0 = 0$, $S'(\lambda_0) = I \setminus \{0\}$, $S^* = S'(\lambda_0)$, and $z^* = \sum_{i \in S'(\lambda_0)} \rho_i(S'(\lambda_0))r_i$
- 2: **for all** $k \in \{1, \dots, n\}$ **do**
- 3: Initialize $\lambda_k = \infty$
- 4: Set $\pi(S'(\lambda_{k-1})) = \min_{i \in \bar{S}'(\lambda_{k-1})} \{1 - p_i^0\}$
- 5: **for all** $j \in S'(\lambda_{k-1})$ **do**
- 6: Set $\pi(S'(\lambda_{k-1}) \setminus \{j\}) = \min_{i \in \bar{S}'(\lambda_{k-1}) \cup \{j\}} \{1 - p_i^0\}$ and calculate $g(S'(\lambda_{k-1}), j)$ using Equation (13)
- 7: **if** $g(S'(\lambda_{k-1}), j) \leq \lambda_k$ **then**
- 8: Set $j' = j$ and $\lambda_k = g(S'(\lambda_{k-1}), j)$
- 9: **if** $\lambda_k \leq \lambda_{k-1}$ **then**
- 10: Set $\lambda_k = \lambda_{k-1}$
- 11: Set $S'(\lambda_k) = S'(\lambda_{k-1}) \setminus \{j'\}$
- 12: **if** $z^* \leq \pi(S'(\lambda_k)) \sum_{i \in S'(\lambda_k)} \rho_i(S'(\lambda_k))r_i$ **then**
- 13: Set $z^* = \pi(S'(\lambda_k)) \sum_{i \in S'(\lambda_k)} \rho_i(S'(\lambda_k))r_i$
- 14: $S^* = S'(\lambda_k)$
- 15: **return** S^*

**Figure 1** An illustration of our results in Example 2 with three products**5.2. Algorithms for constrained AP-SRMU**

In this section, we generalize Problem (6) by assuming that the maximum number of products allowed in the assortment is \bar{c} , i.e., $\Omega = \{S : S \subseteq I, |S| \leq \bar{c}\}$. Before presenting our solution approaches, the following proposition provides a reformulation of Problem (5).

PROPOSITION 2. Problem (5) can be transformed into a linear program to find $\pi(S)$ for any assortment $S \subseteq I \setminus \{0\}$.

Proof. Because of the objective function of (5) and the nonnegativity of η - and p^0 -parameters, we can replace $\sum_{i \in \bar{S}} y_{ik} = 1$ with $\sum_{i \in \bar{S}} y_{ik} \leq 1$ for each $k \in \{1, \dots, \bar{u}\}$. The resulting constraint coefficient matrix is totally unimodular, which allows us to reformulate $Y(S)$ as

$$Y'(S) = \left\{ \mathbf{y} \in [0, 1]^{|\bar{S}| \times \bar{u}} : \sum_{i \in \bar{S}} y_{ik} \leq 1, \forall k \in \{1, \dots, \bar{u}\}, \sum_{k=1}^{\bar{u}} y_{ik} \leq 1, \forall i \in \bar{S} \right\},$$

whose extreme points are integer-valued. Because the natural logarithm is a monotonically increasing function and $\sum_{k=1}^{\bar{u}} y_{ik} \leq 1, \forall i \in \bar{S}$, we can transform Problem (5) into the linear program

$$\begin{aligned} \theta(S) &= \min_{\mathbf{y} \in Y'(S)} \ln \left(\prod_{k=1}^{\bar{u}} \left(1 - \sum_{i \in \bar{S}} \eta_{ik} p_i^0 y_{ik} \right) \right) \\ &= \min_{\mathbf{y} \in Y'(S)} \sum_{k=1}^{\bar{u}} \ln \left(1 - \sum_{i \in \bar{S}} y_{ik} \eta_{ik} p_i^0 \right) \\ &= \min_{\mathbf{y} \in Y'(S)} \sum_{k=1}^{\bar{u}} \sum_{i \in \bar{S}} y_{ik} \ln(1 - \eta_{ik} p_i^0), \end{aligned} \quad (14)$$

where the first and second equalities follow from the properties of the natural logarithm function and the third equality holds because $\sum_{i \in \bar{S}} y_{ik}$ is either equal to 0 or 1 for any $k \in \{1, \dots, \bar{u}\}$. Therefore, $\theta(S)$ can be found by solving the linear program (14) from which we can calculate $\pi(S) = e^{\theta(S)}$, proving the proposition. \square

Using the results from Proposition 2, we transform the bi-level Problem (6) into a single-level problem. For any assortment S , the dual problem of the linear program (14) is given by

$$\max_{\boldsymbol{\alpha}, \boldsymbol{\beta} \in A(S)} \left\{ - \sum_{k=1}^{\bar{u}} \alpha_k - \sum_{i \in \bar{S}} \beta_i \right\}, \quad (15)$$

where vectors $\boldsymbol{\alpha}$ and $\boldsymbol{\beta}$ are dual decision variables constrained by

$$A(S) = \left\{ \boldsymbol{\alpha} \in \mathbb{R}_+^{\bar{u}}, \boldsymbol{\beta} \in \mathbb{R}_+^{|\bar{S}|} : \alpha_k + \beta_i \geq - \ln(1 - \eta_{ik} p_i^0), \forall i \in \bar{S}, k \in \{1, \dots, \bar{u}\} \right\}.$$

Using $\pi(S) = e^{\theta(S)}$ and Proposition 2, Problem (6) can be reformulated as

$$z^* = \max_{S \in \Omega} \left\{ e^{\theta(S)} \sum_{i \in S} \rho_i(S) r_i \right\}. \quad (16)$$

Combining Problems (14) and (15), and using the strong duality theorem from linear programming, we obtain that

$$\theta(S) = \max_{\boldsymbol{\alpha}, \boldsymbol{\beta} \in A(S)} \left\{ - \sum_{k=1}^{\bar{u}} \alpha_k - \sum_{i \in \bar{S}} \beta_i \right\}. \quad (17)$$

Because the orientation of both Problems (16) and (17) is maximization and $e^{\theta(S)}$ is a monotonically increasing function on $\theta(S)$, Problem (16) can be transformed into

$$z^* = \max_{S \in \Omega, \alpha, \beta \in A(S)} \left\{ e^{(-\sum_{k=1}^{\bar{u}} \alpha_k - \sum_{i \in \bar{S}} \beta_i)} \sum_{i \in S} \rho_i(S) r_i \right\}. \quad (18)$$

To solve the single-level Problem (18), we propose a problem-specific exact cutting-plane algorithm and a greedy solution approach, which are discussed in Sections 5.2.1 and 5.2.2, respectively.

5.2.1. Exact cutting-plane algorithm

We define parameters θ_{min} and θ_{max} such that $\theta_{min} \leq \min_{S \in \Omega} \theta(S)$ and $\theta_{max} \geq \max_{S \in \Omega} \theta(S)$. Because $\theta(S) \leq 0$ holds for all $S \in \Omega$, we use $\theta_{max} = 0$. Moreover, $\bar{S} = (I \setminus S) \subseteq I$ for any $S \in \Omega$ and then we have that $\theta(\emptyset) \leq \min_{S \in \Omega} \theta(S)$. Therefore, we use $\theta_{min} = \theta(\emptyset)$, which can be found by solving Problem (14).

Consider the graph of the function $\phi(\theta(S)) = e^{\theta(S)}$, for which $\phi(\theta(S)) = \pi(S)$ for any $S \subseteq I \setminus \{0\}$. Because $\phi(\theta(S))$ is a convex function, the line segment connecting points $(\theta_{min}, e^{\theta_{min}})$ and $(\theta_{max}, e^{\theta_{max}})$ lies above $\phi(\theta(S))$. Using this observation, we define the function $h(\theta(S))$ that provides an upper bound to $\phi(\theta(S))$.

$$h(\theta(S)) = \frac{\phi(\theta_{max}) - \phi(\theta_{min})}{\theta_{max} - \theta_{min}} (\theta(S) - \theta_{min}) + \phi(\theta_{min}).$$

The following proposition presents a strategy to construct an upper bound for z^* using $h(\theta(S))$ instead of $e^{\theta(S)}$ in (18).

PROPOSITION 3. *The problem*

$$\bar{z} = \max_{S \in \Omega, \alpha, \beta \in A(S)} \left\{ h \left(-\sum_{k=1}^{\bar{u}} \alpha_k - \sum_{i \in \bar{S}} \beta_i \right) \sum_{l \in S} \rho_l(S) r_l \right\}, \quad (19)$$

provides an optimal objective function value \bar{z} such that $z^* \leq \bar{z}$.

Proof. We have that $e^{(-\sum_{k=1}^{\bar{u}} \alpha_k - \sum_{i \in \bar{S}} \beta_i)} \leq h(-\sum_{k=1}^{\bar{u}} \alpha_k - \sum_{i \in \bar{S}} \beta_i)$ for any $S \in \Omega$, and the result follows by replacing $e^{(-\sum_{k=1}^{\bar{u}} \alpha_k - \sum_{i \in \bar{S}} \beta_i)}$ with $h(-\sum_{k=1}^{\bar{u}} \alpha_k - \sum_{i \in \bar{S}} \beta_i)$ in Problem (18). \square

COROLLARY 1. *Let (S^*, α^*, β^*) be an optimal solution to Problem (19). Then $\theta(S^*) = -\sum_{k=1}^{\bar{u}} \alpha_k^* - \sum_{i \in \bar{S}} \beta_i^*$.*

Proof. Decision variables α and β in Problem (19) only appear in $h(\cdot)$ and they are not part of the feasible set Ω . Therefore, we have

$$\begin{aligned} \bar{z} &= \max_{S \in \Omega} \left\{ \left(\max_{\alpha, \beta \in A(S)} h \left(-\sum_{k=1}^{\bar{u}} \alpha_k - \sum_{i \in \bar{S}} \beta_i \right) \right) \sum_{l \in S} \rho_l(S) r_l \right\} \\ &= \max_{S \in \Omega} \left\{ \left(\max_{\alpha, \beta \in A(S)} \left(\frac{\phi(\theta_{max}) - \phi(\theta_{min})}{\theta_{max} - \theta_{min}} \left(-\sum_{k=1}^{\bar{u}} \alpha_k - \sum_{i \in \bar{S}} \beta_i - \theta_{min} \right) + \phi(\theta_{min}) \right) \right) \sum_{l \in S} \rho_l(S) r_l \right\}, \end{aligned}$$

where the second equality results by replacing $h(\cdot)$ by its definition. Because $\frac{\phi(\theta_{max}) - \phi(\theta_{min})}{\theta_{max} - \theta_{min}} \geq 0$ and $\phi(\theta_{min})$ is a constant, we obtain the equivalent problem

$$\bar{z} = \max_{S \in \Omega} \left\{ \left(\frac{\phi(\theta_{max}) - \phi(\theta_{min})}{\theta_{max} - \theta_{min}} \left(\max_{\alpha, \beta \in A(S)} \left(-\sum_{k=1}^{\bar{u}} \alpha_k - \sum_{i \in \bar{S}} \beta_i \right) - \theta_{min} \right) + \phi(\theta_{min}) \right) \sum_{l \in S} \rho_l(S) r_l \right\}. \quad (20)$$

Suppose for a contradiction that the given optimal solution to Problem (19) is such that $\theta(S^*) > -\sum_{k=1}^{\bar{u}} \alpha_k^* - \sum_{i \in \bar{S}} \beta_i^*$. This means that the optimal value of the inner maximization problem in (20) is $-\sum_{k=1}^{\bar{u}} \alpha_k^* - \sum_{i \in \bar{S}} \beta_i^* < \theta(S^*)$. However, this inner maximization problem is the same as Problem (17) with $S = S^*$, which implies that α^* and β^* cannot be optimal because the optimal solution to Problem (17) (with value $\theta(S^*)$) is feasible to Problem (19). Because $\theta(S^*) < -\sum_{k=1}^{\bar{u}} \alpha_k^* - \sum_{i \in \bar{S}} \beta_i^*$ contradicts the optimality of $\theta(S^*)$, we conclude that $\theta(S^*) = -\sum_{k=1}^{\bar{u}} \alpha_k^* - \sum_{i \in \bar{S}} \beta_i^*$, completing the proof. \square

Let $\mathbf{x} = \{x_1, \dots, x_n\} \in \{0, 1\}^n$ be a vector of binary decision variables, where x_i equals one if product i is included in the assortment and equals zero, otherwise, such that $S = \{i \in I \setminus \{0\} : x_i = 1\}$. Accordingly, we rewrite the feasible region $A(S)$ as

$$A(\mathbf{x}) = \left\{ \alpha \in \mathbb{R}_+^{\bar{u}}, \beta \in \mathbb{R}_+^n : \alpha_k + (1 - x_i)\beta_i \geq -\ln(1 - \eta_{ik}p_{i0})(1 - x_i), \forall i = 1, \dots, n, k \in \{1, \dots, \bar{u}\} \right\}$$

and define the assortment feasible region $X = \{\mathbf{x} \in \{0, 1\}^n : \sum_{i=1}^n x_i \leq \bar{c}\}$, which allow us to rewrite Problem (19) as

$$\bar{z} = \max_{\mathbf{x} \in X, \alpha, \beta \in A(\mathbf{x})} \left\{ h \left(-\sum_{k=1}^{\bar{u}} \alpha_k - \sum_{i=1}^n (1 - x_i)\beta_i \right) \sum_{i=1}^n \frac{\nu_i r_i x_i}{1 + \sum_{j=1}^n \nu_j x_j} \right\}.$$

Using linear fractional programming techniques, we can further reformulate the problem by introducing the auxiliary variable $\delta \in \mathbb{R}$.

$$\begin{aligned} \bar{z} &= \max \left\{ \delta : h \left(-\sum_{k=1}^{\bar{u}} \alpha_k - \sum_{i=1}^n (1 - x_i)\beta_i \right) \sum_{i=1}^n \frac{\nu_i r_i x_i}{1 + \sum_{j=1}^n \nu_j x_j} \geq \delta, \mathbf{x} \in X, \alpha, \beta \in A(\mathbf{x}), \delta \in \mathbb{R} \right\} \\ &= \max \left\{ \delta : \sum_{j=1}^n \nu_j x_j \left(r_j h \left(-\sum_{k=1}^{\bar{u}} \alpha_k - \sum_{i=1}^n (1 - x_i)\beta_i \right) - \delta \right) \geq \delta, \mathbf{x} \in X, \alpha, \beta \in A(\mathbf{x}), \delta \in \mathbb{R} \right\}, \end{aligned} \quad (21)$$

where the second equality follows from multiplying both sides of the inequality by the denominator of the fraction and then reorganizing the expression. This problem can be linearized using conventional techniques (Gupte et al. 2013). As a result, the optimal assortment to Problem (21) can be found by solving a mixed-integer program (MIP), providing an upper bound on the optimal value to Problem (16).

We iteratively tighten the upper-bound Problem (21) by transforming the linear function $h(\cdot)$ into a piecewise-linear function based on the assortments found at each iteration. To illustrate

this approach, suppose that Problem (21) is solved, producing an optimal assortment S_1^* , with $h(\theta(S_1^*))$ calculated by $h(-\sum_{k=1}^{\bar{a}} \alpha_k^* - \sum_{i \in I} (1-x_i^*)\beta_i^*)$ given the result in Corollary 1. If $\phi(\theta(S_1^*)) < h(\theta(S_1^*))$, then we refine the piecewise-linear approximation by adding two lines with common endpoint $(\theta(S_1^*), \phi(\theta(S_1^*)))$, which produces the exact value of $\theta(S)$ when assortment S_1^* is selected. Because $\phi(\theta(S_1^*)) < h(\theta(S_1^*))$, these new line segments are guaranteed to produce a tighter upper bound on $\phi(\theta(S_1^*))$. Problem (21) is then solved again to obtain a new assortment and the tightening procedure is applied again, if needed. Figure 2 illustrates the operation of our approach for two iterations, assuming that assortments S_1^* and S_2^* are obtained in the first and the second iteration, respectively. We refer to this approach as *piecewise-linear upper bound* (PLUB).

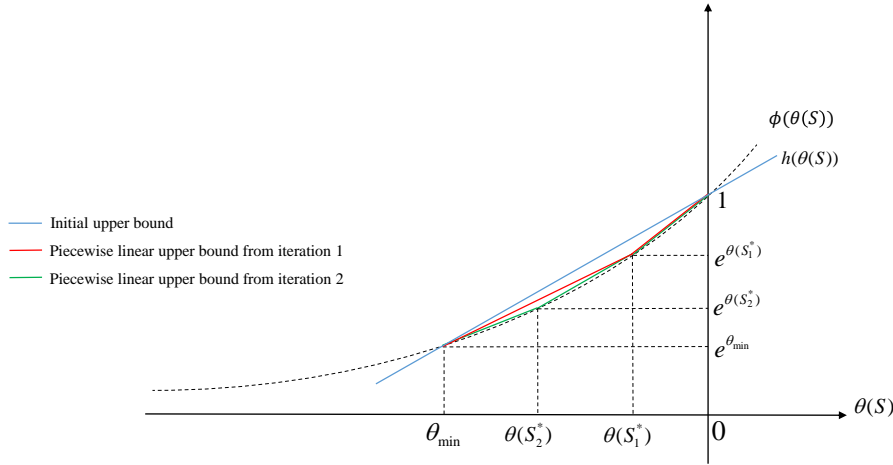


Figure 2 Piecewise linear updated function $h(\theta(S))$ based on assortments S_1^* and S_2^*

Formally, let T be the number of times that Problem (21) has been solved using PLUB. Suppose that $\{S_1^*, \dots, S_T^*\}$ is the set of assortments obtained thus far such that $\theta_{\min} \leq \theta(S_1^*) \leq \dots \leq \theta(S_T^*) \leq 0$. Also, suppose that $\phi(\theta(S_T^*)) < h(\theta(S_T^*))$ so that the upper bound approximation can be improved. Define auxiliary variables $\mathbf{w} = [w_1, \dots, w_{T+2}] \in [0, 1]^{T+2}$, $\mathbf{q} = [q_1, \dots, q_{T+1}] \in \{0, 1\}^{T+1}$, and $\pi' \in \mathbb{R}$. Thus, the piecewise-linear approximation used at iteration $T+1$ is defined by the following set of constraints, which are added to Problem (21).

$$w_1 \leq q_1 \tag{22a}$$

$$w_t \leq q_{t-1} + q_t, \quad \forall t \in \{2, \dots, T+1\} \tag{22b}$$

$$w_{T+2} \leq q_{T+1} \tag{22c}$$

$$\sum_{t=1}^{T+1} q_t = 1 \tag{22d}$$

$$\sum_{t=1}^{T+2} w_t = 1 \quad (22e)$$

$$\sum_{t=1}^{T+2} \theta(S_t^*) w_t = - \sum_{k=1}^{\bar{u}} \alpha_k - \sum_{i=1}^n (1 - x_i) \beta_i \quad (22f)$$

$$\pi' \leq \sum_{t=1}^{T+2} e^{\theta(S_t^*)} w_t \quad (22g)$$

$$\mathbf{w} \in [0, 1]^{T+2}, \mathbf{q} \in \{0, 1\}^{T+1}, \pi' \in \mathbb{R}. \quad (22h)$$

Constraints (22a)–(22h) describe a conventional *convex combination* formulation to model piecewise linear function, where continuous w -variables are the weights used to construct any value of $\theta(S)$ (i.e., x -axis domain) as a convex combination of the endpoints of consecutive line segments and q -variables control which segments are used (Vielma et al. 2010). In particular, Constraints (22a)–(22c) are for weight activation and Constraint (22d) is for selecting only one segment. Constraints (22e) and (22f) generate the convex combination of consecutive endpoints. Constraint (22g) allows us to replace $h(-\sum_{k=1}^{\bar{u}} \alpha_k - \sum_{i \in I} (1 - x_i) \beta_i)$ in Problem (21) with π' at iteration T . Constraints (22h) enforce the nature of the decision variables. We define the feasible set produced by Constraints (22a)–(22h) as Q_T . Therefore, we can rewrite Problem (21) at iteration T as

$$\bar{z}_T = \max \left\{ \delta : \sum_{j=1}^n (\nu_j x_j (r_j \pi' - \delta)) \geq \delta, \mathbf{x} \in X, \boldsymbol{\alpha}, \boldsymbol{\beta} \in A(\mathbf{x}), \delta \in \mathbb{R}, (\mathbf{q}, \mathbf{w}, \pi') \in Q_T \right\}, \quad (23)$$

where the nonlinear terms $\pi' x_j$ and $x_j \delta$ can be linearized using conventional techniques.

Algorithm 2 describes the steps performed by our PLUB approach. We initialize T , θ_{min} , and θ_{max} in Line 1. In Line 2, we calculate an initial assortment by solving Problem (21) and calculate its corresponding $\theta(S_T^*)$ and π' values in Line 3. The while-loop in Lines 4–8 verifies the condition $\pi' > \phi(\theta(S_T^*))$, which indicates, if satisfied, that the upper bound approximation still overestimates $\pi(S)$. If this condition is not satisfied, we update T and Q_T and solve Problem (23). By solving Problem (23) in Line 7, we always maintain an upper bound for $\phi(\theta(S))$ for any assortment $S \in \Omega$. Moreover, the construction in Line 6 guarantees that the solution (S_T^*, π') at iteration T becomes infeasible at iteration $T + 1$. Algorithm 2 terminates if $\pi' = \phi(\theta(S_T^*))$, which can be achieved if $S_T^* \equiv S_{T-1}^*$ or $\theta(S_T^*) \equiv \theta(S_{T-1}^*)$ at any iteration T . Therefore, the worst-case number of iterations in Algorithm 2 is equal to the number of feasible assortments, meaning that the algorithm terminates. The correctness of Algorithm 2 comes from the fact that the solution to Problem (23) provides an upper bound on z^* , whereas the calculation of $\phi(\theta(S_T^*))$ provides a lower bound on z^* given that S_T^* , \mathbf{x}^* , $\boldsymbol{\alpha}^*$, and $\boldsymbol{\beta}^*$ are feasible to Problem (18). Therefore, when $\pi'_T = \phi(\theta(S_T^*))$ then the upper bound solution to Problem (23) is feasible to Problem (18) so it must be optimal.

We further tighten the formulation of Problem (23) at any iteration by using the following proposition.

Algorithm 2 : PLUB approach for the constrained AP-SRMU

-
- 1: Set $T = 0$, $\theta_{min} = \theta(\emptyset)$, and $\theta_{max} = 0$
 - 2: Solve upper bound Problem (21) to obtain an initial optimal assortment S_T^* and \mathbf{x}^* , $\boldsymbol{\alpha}^*$, and $\boldsymbol{\beta}^*$ values
 - 3: Set $\theta(S_T^*) = -\sum_{k=1}^{\bar{u}} \alpha_k^* - \sum_{i=1}^n (1 - x_i^*) \beta_i^*$ and $\pi' = h(\theta(S_T^*))$
 - 4: **while** $\pi' - \phi(\theta(S_T^*)) > 0$ **do**
 - 5: Set $T = T + 1$
 - 6: Construct set of constraints Q_T
 - 7: Solve upper bound Problem (23) to obtain an optimal assortment S_T^* and \mathbf{x}^* , $\boldsymbol{\alpha}^*$, and $\boldsymbol{\beta}^*$ values
 - 8: Set $\theta(S_T^*) = -\sum_{k=1}^{\bar{u}} \alpha_k^* - \sum_{i=1}^n (1 - x_i^*) \beta_i^*$
 - 9: **return** S_T^*
-

PROPOSITION 4. Define $\bar{\Omega}^i = \{S \subseteq I \setminus \{0\} : i \in S, |S| \leq \bar{c}\}$ and $\underline{\Omega}^i = \{S \subseteq I \setminus \{0\} : i \notin S, |S| \leq \bar{c}\}$ as the set of feasible assortments that include and exclude product $i \in I \setminus \{0\}$, respectively. Moreover, define $\bar{\pi}^i = \max_{S \in \bar{\Omega}^i} \pi(S)$ and $\underline{\pi}^i = \max_{S \in \underline{\Omega}^i} \pi(S)$. Then, inequalities $\pi' \leq \bar{\pi}^i + 1 - x_i$ and $\pi' \leq \underline{\pi}^i + x_i$ are valid to Problem (23) for all $i \in I \setminus \{0\}$.

Proof. Suppose that assortment S does not include product i , which means that $x_i = 0$. Then we have $\pi(S) \leq \bar{\pi}^i + 1$ and $\pi(S) \leq \underline{\pi}^i$, where the first inequality holds because $\pi(S) \leq 1$ and $\bar{\pi}^i \geq 0$ and the second one holds because $\pi(S) \leq \max_{S \in \underline{\Omega}^i} \pi(S)$. If assortment S contains product i , which means $x_i = 1$, then $\pi(S) \leq \bar{\pi}^i$ and $\pi(S) \leq \underline{\pi}^i + 1$, where the first inequality holds because $\pi(S) \leq \max_{S \in \bar{\Omega}^i} \pi(S)$ and the second one holds because $\pi(S) \leq 1$ and $\underline{\pi}^i \geq 0$. \square

In order to solve the bi-level problems required to calculate $\bar{\pi}^i$ and $\underline{\pi}^i$ for each $i \in I \setminus \{0\}$, we use the dual Problem (17), which is a maximization problem so it can be used to transform $\max_{S \in \bar{\Omega}^i} \pi(S)$ and $\max_{S \in \underline{\Omega}^i} \pi(S)$ into single-level MIPs.

If $\bar{u} = 1$ in Problem (23), we can further strengthen the formulation by removing some of the products in $I \setminus \{0\}$ that are not part of any optimal assortment. By doing so, we can significantly reduce the solution space for the next iterations. In this strategy, we use Algorithm 1 to find the set Λ in polynomial time. Following the results from Section 5.1, we know that an optimal assortment for the unconstrained version of the AP-SRMU with $\bar{u} = 1$ is in a set $S'(\lambda)$, for some $\lambda \in \Lambda$. The following proposition describes the required conditions to permanently remove candidate products at intermediate iterations of Algorithm 2 when $\bar{u} = 1$. We define \underline{z} as a lower bound on the optimal objective value of Problem (6), which we initialize with $\underline{z} = 0$. We update the value of \underline{z} as we find assortments improving the revenue along iterations of Algorithm 2. That is, if $\underline{z} < \pi(S_T^*) \sum_{i \in S_T^*} \rho_i(S_T^*) r_i$ at any iteration T , then we set $\underline{z} = \pi(S_T^*) \sum_{i \in S_T^*} \rho_i(S_T^*) r_i$.

PROPOSITION 5. Let λ_l be the largest value in Λ such that $\lambda_l \leq \underline{z}$. Then, the optimal assortment to Problem (6) when $\bar{u} = 1$ excludes products in $I \setminus (S'(\lambda_l) \cup \{0\})$ so they can be removed from the set of candidate products.

Proof. The result follows immediately by observing that if it is not optimal to include a product in the assortment in the unconstrained case, then it is also not optimal to do so in the cardinality-constrained case. Otherwise, the optimality of the unconstrained solution from Lemma 1 is contradicted. \square

5.2.2. Greedy approach

The proposed solution approach for the constrained AP-SRMU relies on an MIP formulation, thus it may not be possible to solve large-scale instances to optimality in reasonable time. For this reason, this section describes a greedy algorithm for the constrained version of AP-SRMU for a general value of \bar{u} . Our computational results indicate that our greedy algorithm reaches a solution with a small gap relative to the optimal solution in reasonable time. Algorithm 3 describes our greedy approach.

In Line 1, we initialize a lower bound \underline{z} on the optimal assortment's profit. The loop in Lines 2–13 constructs an assortment denoted by S_i , for each $i \in I \setminus \{0\}$. Lines 3–5 update the lower-bound profit \underline{z} by finding $\pi(S_i)$ and calculating the profit associated with assortment S_i . The while-loop in Lines 6–13 adds the most profitable product until the assortment reaches its maximum size, \bar{c} , or when there is no profitable product to add. Line 7 resets \hat{k} , while Lines 8–12 evaluate the profit of adding each product not currently in the assortment one at a time. If adding a product improves the lower bound \underline{z} , Line 12 updates the value of \underline{z} and stores the product index in \hat{k} . After reviewing all the products not currently in the assortment, Line 13 adds product \hat{k} , if any, to the current assortment. If the algorithm visits Line 13 with $\hat{k} = \text{NIL}$ (nonexistent), then no product is added and assortment S_i is finalized. Line 14 finds the assortment with the largest profit among $S_1, \dots, S_{|I|-1}$. Line 15 returns the assortment with the largest profit. Algorithm 3 finishes in finite time and its worst-case complexity is $O(|I|^3 \sigma^\pi(I))$, where $\sigma^\pi(S)$ is the complexity of finding $\pi(S)$ using linear program (17) in Lines 4 and 9.

5.2.3. Solving extensions of AP-SRMU

Although our exact PLUB and greedy solution methods can be extended to solve many other variants of the AP-SRMU, in this section we focus on two of them that increase the realism in the assortment planning process. The first variant considers space limitations (e.g., shelf space). In this case, each product occupies a given volume or area and the retail store has finite space for the products (Gallego and Topaloglu 2014). To accommodate this constraint, we define μ as the total available space and $\gamma_i < \mu$ as the amount of space required by product i . Using these elements, we modify the feasible region X in Problem (23) by replacing the cardinality constraint with the constraint $\sum_{i=1}^n \gamma_i x_i \leq \mu$ and update sets $\bar{\Omega}^i = \{S \subseteq I \setminus \{0\} : i \in S, \sum_{j \in S} \gamma_j \leq \mu\}$ and $\underline{\Omega}^i = \{S \subseteq I \setminus \{0\} : i \notin S, \sum_{j \in S} \gamma_j \leq \mu\}$. Algorithm 2 remains unchanged. To modify Algorithm 3,

Algorithm 3 : Greedy algorithm for the constrained AP-SRMU

-
- 1: Initialize $\underline{z} = 0$
 - 2: **for all** $i \in I \setminus \{0\}$ **do**
 - 3: Initialize $S_i = \{i\}$ and $\hat{k} = i$
 - 4: Use linear program (17) to find $\theta(S_i)$ and set $\pi(S_i) = e^{\theta(S_i)}$
 - 5: Set $\underline{z} = \pi(S_i) \sum_{j \in S_i} \rho_j(S_i) r_j$
 - 6: **while** $|S_i| \leq \bar{c}$ and $\hat{k} \neq \text{NIL}$ **do**
 - 7: Set $\hat{k} = \text{NIL}$
 - 8: **for all** $k \in I \setminus (S_i \cup \{0\})$ **do**
 - 9: Use linear program (17) to find $\theta(S_i \cup \{k\})$ and set $\pi(S_i \cup \{k\}) = e^{\theta(S_i \cup \{k\})}$
 - 10: Compute $z = \pi(S_i \cup \{k\}) \sum_{j \in S_i \cup \{k\}} \rho_j(S_i \cup \{k\}) r_j$
 - 11: **if** $z > \underline{z}$ **then**
 - 12: Set $\underline{z} = z$ and $\hat{k} = k$
 - 13: Set $S_i = S_i \cup \{\hat{k}\}$
 - 14: Set $i^* = \arg \max_{i \in I \setminus \{0\}} \pi(S_i) \sum_{j \in S_i} \rho_j(S_i) r_j$
 - 15: **return** S_{i^*}
-

we remove the condition $|S_i| \leq \bar{c}$ from Line 6 and update the condition in Line 11 to “**if** $z > \underline{z}$ **and** $\sum_{j \in S_i \cup \{k\}} \gamma_j \leq \mu$ ”.

Our assortment problem can also be extended to include different customer categories (i.e., different market segments) with different choice behaviors for the same set of products. To this end, we define C as the set of customer categories and \bar{w}_c as the proportion of customers in category $c \in C$. We also define $\bar{u}_c, p_{ic}^0, \eta_{ikc}, \nu_{ic}, \rho_{ic}(S)$, and y_{ikc} as the \bar{u} -, p^0 -, η -, ν -, $\rho(S)$ -parameters and y -decision variables for customer category $c \in C$, respectively. Moreover, we define $Y_c(S)$ as the feasible set of worst-case preference lists for customer $c \in C$ given assortment S . Using this notation, Problem (6) can be reformulated as

$$z^* = \max_{S \in \Omega} \left\{ \sum_{c \in C} \bar{w}_c \left(\min_{\mathbf{y}_c \in Y_c(S)} \prod_{k=1}^{\bar{u}_c} \left(1 - \sum_{i \in S} \eta_{ikc} p_{ic}^0 y_{ikc} \right) \right) \sum_{i \in S} \rho_{ic}(S) r_i \right\}. \quad (24)$$

Problem (24) allows the retailer to include category-specific parameters to model the customer tolerance when facing unavailable products, resulting in a worst-case preference order for each category. Although this problem is more realistic, it is computationally harder compared to that with only one customer type (see Bront et al. (2009), Feldman and Topaloglu (2015), and Bergman and Cire (2017)). To solve Problem (24), we extend our PLUB and greedy algorithms by defining $\pi_c(S)$ as the value of $\pi(S)$ for customer category $c \in C$. For each customer category $c \in C$, we also define the dual feasible region $A_c(\mathbf{x})$ and the piecewise linear upper bound π'_c for $\pi_c(S)$ when using

the feasible set Q_T^c at iteration T of the PLUB approach. As a result, the upper bound problem solved at iteration T of Algorithm 2 is defined as

$$\bar{z}_T = \max \left\{ \sum_{c \in C} \bar{w}_c \delta_c : \sum_{j=1}^n (\nu_{jc} x_j (r_j \pi'_c - \delta_c)) \geq \delta_c, \mathbf{x} \in X, \alpha_c, \beta_c \in A_c(\mathbf{x}), \delta_c \in \mathbb{R}, \right. \\ \left. (\mathbf{q}_c, \mathbf{w}_c, \pi'_c) \in Q_T^c, \forall c \in C \right\}. \quad (25)$$

Using the same linearization techniques as in Problem (23), we can transform Problem (25) into an MIP. Moreover, the strengthening procedure introduced in Proposition 4 can also be used in Problem (25) by replacing $\bar{\pi}^i$ and $\underline{\pi}^i$ for each customer category c with $\bar{\pi}_c^i = \max_{S \in \bar{\Omega}^i} \pi_c(S)$ and $\underline{\pi}_c^i = \max_{S \in \underline{\Omega}^i} \pi_c(S)$, respectively. In order to use our greedy approach in Algorithm 3 we calculate \bar{z} and z in Lines 5 and 10 using the objective function of Problem (25). To do so, we compute $\pi(\cdot)$ and $\theta(\cdot)$ for every customer category $c \in C$, which we denote by $\pi_c(\cdot)$ and $\theta_c(\cdot)$, respectively. We provide an updated version of Algorithm 2 and 3 for the multi-category problem in the supplementary material.

6. Computational experiments

In this section, we describe the procedure used to generate random instances and show the performance of our solution approaches when solving the cardinality-constrained AP-SRMU. Next, we analyze the impact that the customers' sensitivity to product unavailability has on the optimal assortment.

6.1. Random instance generation

We generate problem instances of different sizes, combining values $n \in \{20, 40, 60, 80, 100\}$, $\bar{c} \in \{0.1n, 0.2n, 0.3n\}$, and $\bar{u} \in \{1, 2, 3, 4, 5\}$. We generate 5 instances for every combination of n , \bar{c} , and \bar{u} , resulting in 375 instances in total. To generate the remaining parameters, we first generate auxiliary parameters a_i , b_i , and d_i from a uniform distribution in $[0.75, 1.25]$ and parameter o_i from a uniform distribution in $[0, 1]$, for each product $i \in I \setminus \{0\}$. Following the approach in Gallego and Topaloglu (2014), we calculate the revenue and utility of product i as $r_i = 10 \times o_i^2 \times a_i$ and $\nu_i = 10 \times (1 - o_i) \times b_i$, respectively. By using parameter o_i in both cases, we incorporate the documented negative correlation between revenue and utility of each product and also introduce some noise due to parameters a_i and b_i since such negative correlation does not always exist (Gallego and Topaloglu 2014). Because customers may immediately leave the store when a highly preferred product is unavailable, we generate leaving probabilities as $p_i^0 = 0.4 \times (1 - o_i) \times d_i$ for each $i \in I \setminus \{0\}$. In order to generate η_{ik} , we use the function

$$\eta_{ik} = \frac{2}{1 + e^{-(k-1)(1-o_i)}},$$

which is increasing in k , the number of visited unavailable products, and has a positive correlation with the leaving probability p_i^0 and utility ν_i due to the term $(1 - o_i)$. The mechanism to generate p_i^0 and η_{ik} also guarantee that the leaving probability $p_i^0 \eta_{ik}$ is always in the interval $[0, 1]$ for every product i and position k in the preference list.

Our algorithms are implemented in C++, using ILOG CPLEX Optimization Studio 12.7.1 as the solver on an Intel CPU Core i7-6700 with 3.4 GHz, 16 GB of RAM with one thread. We set a time limit of 3600 seconds for solving each instance, which includes all the steps required by our algorithms.

6.2. Performance of the optimization algorithms

Table 1 shows the average run time of our iterative PLUB approach from Section 5.2 for instances solved to optimality within the time limit. Table 1 also shows the algorithm performance when using the valid inequalities from Proposition 4, which we denote as PLUB+ $\bar{\pi}$. Using the PLUB approach, we can solve 317 instances out of 375 (i.e., 84.5%) within the time limit. Using both the PLUB and $\bar{\pi}$ bounds, this number increases to 330 (i.e., 88%). However, for small instances, such bounds seem to be less effective, and even slow down the solution time compared to PLUB. The reason is the trade-off between strengthening the formulation with the $\bar{\pi}$ -bounds and the time required to calculate them. Table 1 also shows that as the values of \bar{u} and \bar{c} increase, less instances can be solved within the time limit, as expected. For smaller values of \bar{u} , which is common for many types of products, we can solve all instances in reasonable time even for 100 alternatives and assortment cardinality limit of 30 products.

Table 2 shows the average run time of our greedy algorithm. In this table, we report the optimality gap only for those instances for which we obtain an optimal solution in Table 1 (either using the PLUB or PLUB+ $\bar{\pi}$). The number of instances used to calculate the average gap is in parenthesis. On average, the greedy algorithm finds an optimal (or near optimal) solution with a gap that is no more than 4.68% within the time limit. The greedy algorithm reaches the optimal solution for 311 instances out of 332 instances for which we have an optimal solution.

Considering the run time and solution quality of our greedy algorithm, we test whether using its best found assortment improves the performance of our exact PLUB approach when solving hard instances (i.e., those with $n \in \{60, 80, 100\}$ and $\bar{u} \in \{3, 4, 5\}$). To achieve this, we use the best assortment found by Algorithm 3 (i.e., S_{i^*}) as a starting assortment to tighten the upper bound Problem (23) in Algorithm 2, where assortment S_{i^*} is included in the construction of Q_T for every iteration $T \geq 1$. We call this strategy G-PLUB+ $\bar{\pi}$, as we also use the valid inequalities from Proposition 4. Table 3 compares the performance of G-PLUB+ $\bar{\pi}$ and PLUB+ $\bar{\pi}$ when attempting to solve the same instances in 3600 seconds. In this case, G-PLUB+ $\bar{\pi}$ solves 3 instances that are

Table 1 Average run time (in seconds) using PLUB from Algorithm 2 and PLUB+ $\bar{\pi}$ from Proposition 4

n	\bar{u}	$\bar{c} = 0.1n$		$\bar{c} = 0.2n$		$\bar{c} = 0.3n$	
		PLUB	PLUB+ $\bar{\pi}$	PLUB	PLUB+ $\bar{\pi}$	PLUB	PLUB+ $\bar{\pi}$
20	1	0.05 (5)	0.21 (5)	0.07 (5)	0.25 (5)	0.12 (5)	0.31 (5)
	2	0.05 (5)	0.31 (5)	0.07 (5)	0.37 (5)	0.10 (5)	0.50 (5)
	3	0.07 (5)	0.40 (5)	0.11 (5)	0.59 (5)	0.28 (5)	0.78 (5)
	4	0.07 (5)	0.53 (5)	0.26 (5)	0.77 (5)	0.97 (5)	1.33 (5)
	5	0.13 (5)	0.60 (5)	0.42 (5)	1.09 (5)	1.89 (5)	2.18 (5)
40	1	0.07 (5)	0.70 (5)	0.23 (5)	1.05 (5)	0.36 (5)	1.27 (5)
	2	0.10 (5)	1.26 (5)	0.46 (5)	1.72 (5)	7.72 (5)	5.87 (5)
	3	0.42 (5)	1.92 (5)	5.43 (5)	10.93 (5)	133.28 (5)	71.80 (5)
	4	2.22 (5)	3.38 (5)	137.62 (5)	97.99 (5)	231.99 (5)	44.72 (5)
	5	3.27 (5)	4.84 (5)	67.73 (5)	86.26 (5)	613.08 (5)	404.91 (5)
60	1	0.12 (5)	1.50 (5)	0.43 (5)	2.12 (5)	1.50 (5)	2.83 (5)
	2	0.24 (5)	3.41 (5)	1.38 (5)	5.12 (5)	9.49 (5)	8.93 (5)
	3	6.01 (5)	7.03 (5)	422.14 (5)	232.99 (5)	914.40 (5)	745.92 (5)
	4	32.66 (5)	43.22 (5)	1126.14 (5)	478.24 (5)	1829.12 (2)	1106.90 (3)
	5	115.11 (5)	50.03 (5)	145.03 (1)	778.10 (4)	— (0)	797.72 (1)
80	1	0.49 (5)	3.55 (5)	0.97 (4)	4.69 (5)	17.14 (5)	7.89 (5)
	2	1.57 (5)	6.83 (5)	2.75 (5)	12.81 (5)	388.29 (4)	34.62 (5)
	3	46.58 (5)	15.59 (5)	5.98 (4)	27.35 (4)	14.20 (4)	699.17 (5)
	4	3.47 (4)	16.37 (4)	7.55 (3)	65.11 (4)	60.35 (4)	154.99 (4)
	5	10.00 (4)	328.06 (4)	53.16 (3)	86.08 (4)	16.30 (4)	1435.31 (5)
100	1	0.39 (5)	5.07 (5)	1.05 (5)	8.66 (5)	6.52 (5)	15.34 (5)
	2	1.31 (5)	13.63 (5)	7.22 (5)	35.04 (5)	15.56 (4)	91.29 (5)
	3	751.53 (5)	86.76 (5)	166.81 (2)	334.52 (2)	424.08 (2)	995.72 (1)
	4	834.04 (2)	650.51 (3)	— (0)	856.58 (1)	— (0)	— (0)
	5	538.20 (1)	278.05 (1)	— (0)	— (0)	— (0)	— (0)

Note: Number of instances solved to optimality within 3600 seconds in parenthesis. Average run times calculated only for instances solved to optimality.

not solved by PLUB+ $\bar{\pi}$ within the time limit. However, initializing Algorithm 2 with the greedy assortment deteriorates the average run time for some instances.

We further explore the performance of PLUB, PLUB+ $\bar{\pi}$, and G-PLUB+ $\bar{\pi}$ by analyzing the number of instances solved during the 3600 seconds limit. Figures 3a and 3b show cumulative performance plots for all 375 generated instances and for the subset of large instances with $n \in \{60, 80, 100\}$ and $\bar{u} \in \{3, 4, 5\}$, respectively. For each solution approach, the left half of each plot represents the number of instances solved within the time shown in the horizontal axis. The right half of each plot shows the number of instances that cannot be solved within 3600 seconds and that have log of the absolute gap (i.e., $\log_{10}(UB - LB)$) of at most the number shown on the horizontal axis. These figures show that PLUB+ $\bar{\pi}$ solves more instances to optimality after 900 seconds and also results in smaller optimality gaps than PLUB for those instances not solved within the time limit. Figure (3b) also provides evidence of the superiority of PLUB+ $\bar{\pi}$ over PLUB for large instances. Figure 3b shows that G-PLUB+ $\bar{\pi}$ solves more instances to optimality after 900 seconds compared to PLUB and PLUB+ $\bar{\pi}$. Regarding the optimality gap after timing out, G-PLUB+ $\bar{\pi}$ and PLUB+ $\bar{\pi}$ have very similar performance.

Table 2 Average run time (in seconds) and average optimality gap for Algorithm 3 (greedy)

n	\bar{u}	$\bar{c} = 0.1n$		$\bar{c} = 0.2n$		$\bar{c} = 0.3n$	
		Gap	Time (sec.)	Gap	Time (sec.)	Gap	Time (sec.)
20	1	0.00%	(5) 0.13	0.00%	(5) 0.35	0.00%	(5) 0.54
	2	0.00%	(5) 0.16	0.00%	(5) 0.44	0.00%	(5) 0.69
	3	0.00%	(5) 0.18	0.00%	(5) 0.50	0.00%	(5) 0.79
	4	0.00%	(5) 0.21	0.00%	(5) 0.55	0.00%	(5) 0.87
	5	0.00%	(5) 0.30	0.00%	(5) 0.72	0.89%	(5) 1.07
40	1	0.00%	(5) 1.96	0.00%	(5) 4.79	0.00%	(5) 7.20
	2	0.00%	(5) 2.62	0.00%	(5) 6.14	0.00%	(5) 9.41
	3	0.00%	(5) 3.12	0.00%	(5) 7.37	0.29%	(5) 11.51
	4	0.00%	(5) 3.68	0.05%	(5) 8.56	4.68%	(5) 13.14
	5	0.00%	(5) 4.28	2.83%	(5) 10.12	3.04%	(5) 14.89
60	1	0.00%	(5) 11.76	0.00%	(5) 25.04	0.00%	(5) 37.99
	2	0.00%	(5) 16.00	0.00%	(5) 35.21	0.00%	(5) 54.48
	3	0.00%	(5) 18.94	0.00%	(5) 40.93	1.50%	(5) 62.55
	4	0.00%	(5) 22.72	1.24%	(5) 49.20	0.00%	(3) 74.68
	5	0.28%	(5) 26.88	0.08%	(4) 58.16	0.00%	(1) 86.84
80	1	0.14%	(5) 37.17	0.31%	(5) 72.74	0.54%	(5) 112.85
	2	0.80%	(5) 49.20	1.50%	(5) 99.29	0.00%	(5) 150.33
	3	0.00%	(5) 63.26	0.00%	(4) 130.13	0.20%	(5) 195.09
	4	0.00%	(4) 79.58	0.00%	(4) 163.00	0.00%	(4) 239.73
	5	0.00%	(5) 98.40	0.00%	(4) 201.78	0.00%	(5) 296.32
100	1	0.00%	(5) 94.92	0.00%	(5) 163.98	0.00%	(5) 238.27
	2	0.00%	(5) 123.51	0.00%	(5) 260.65	0.00%	(5) 344.35
	3	0.00%	(5) 161.61	0.00%	(2) 333.66	0.00%	(2) 447.21
	4	0.00%	(3) 211.91	0.00%	(1) 411.95	—	(0) 570.69
	5	0.00%	(1) 252.34	—	(0) 494.36	—	(0) 720.51

Note: Average run times calculated over 5 instances. Number of instances solved to optimality by PLUB or PLUB+ $\bar{\pi}$ in parenthesis. Average gap calculated over instances with known optimal solution. The gap of each instance calculated as $100 \times \frac{z^* - z^G}{z^*}$, where z^G is the greedy objective value from Algorithm 3.

Table 3 Performance of PLUB+ $\bar{\pi}$ approach initialized with the greedy assortment from Algorithm 3

n	\bar{u}	$\bar{c} = 0.1n$					$\bar{c} = 0.2n$					$\bar{c} = 0.3n$							
		PLUB+ $\bar{\pi}$	Greedy	G-PLUB+ $\bar{\pi}$	PLUB+ $\bar{\pi}$	Greedy	PLUB+ $\bar{\pi}$	Greedy	G-PLUB+ $\bar{\pi}$	PLUB+ $\bar{\pi}$	Greedy	PLUB+ $\bar{\pi}$	Greedy	G-PLUB+ $\bar{\pi}$	PLUB+ $\bar{\pi}$	Greedy	G-PLUB+ $\bar{\pi}$		
60	3	7.03	(5)	18.94	(5)	3.66	(5)	232.99	(5)	40.93	(5)	236.88	(5)	745.92	(5)	62.55	(5)	542.27	(5)
	4	43.22	(5)	22.72	(5)	26.05	(5)	478.24	(5)	49.20	(5)	629.25	(5)	1106.90	(3)	74.56	(3)	1513.96	(4)
	5	50.03	(5)	26.88	(5)	91.11	(5)	778.10	(4)	58.11	(4)	1312.46	(4)	797.72	(1)	85.88	(1)	1238.59	(1)
80	3	15.59	(5)	63.26	(5)	2.47	(5)	27.35	(4)	130.13	(4)	0.43	(4)	699.17	(5)	194.29	(5)	11.23	(4)
	4	16.37	(4)	79.83	(4)	0.75	(4)	65.11	(4)	163.34	(4)	38.14	(4)	154.99	(4)	239.54	(4)	85.67	(4)
	5	328.06	(4)	98.40	(4)	271.12	(5)	86.08	(4)	202.31	(4)	60.29	(4)	1435.31	(5)	297.21	(5)	939.76	(4)
100	3	86.76	(5)	161.61	(5)	50.15	(5)	334.52	(2)	337.04	(2)	206.98	(2)	995.72	(1)	448.05	(1)	1813.95	(2)
	4	650.51	(3)	213.92	(2)	221.47	(2)	856.58	(1)	426.02	(1)	634.13	(1)	—	(0)	—	(0)	—	(0)
	5	278.05	(1)	264.20	(1)	203.95	(1)	—	(0)	—	(0)	—	(0)	—	(0)	—	(0)	—	(0)

Note: Number of instances solved to optimality within 3600 seconds by PLUB+ $\bar{\pi}$ and G-PLUB+ $\bar{\pi}$ in parenthesis. G-PLUB+ $\bar{\pi}$ column excludes the run time for Algorithm 3 (greedy). Average run times calculated only for instances solved to optimality.

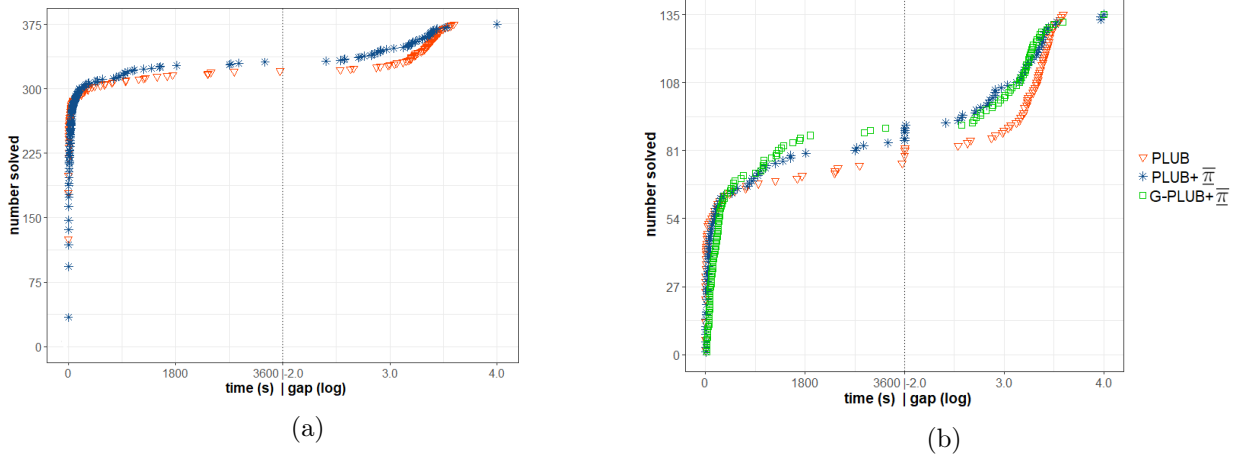


Figure 3 Cumulative performance plots to compare a) PLUB and PLUB+ $\bar{\pi}$ over all instances and b) PLUB, PLUB+ $\bar{\pi}$, and G-PLUB+ $\bar{\pi}$ over instances with $n \in \{60, 80, 100\}$ and $\bar{u} \in \{3, 4, 5\}$

6.3. Assortment analysis

In this section, we analyze the variation in the optimal assortment due to changes in some parameters of the AP-SRMU. To measure such variation, we define \mathcal{T} as a set of indices identifying a combination of parameters used. For every $t \in \mathcal{T}$, S_t^* represents the corresponding optimal assortment when solved with parameters t . For two distinct indices $t, t' \in \mathcal{T}$, $|S_t^* \setminus S_{t'}^*| + |S_{t'}^* \setminus S_t^*|$ calculates the number of products that are not in common in assortments S_t^* and $S_{t'}^*$. We normalize $|S_t^* \setminus S_{t'}^*| + |S_{t'}^* \setminus S_t^*|$ by dividing it by $|S_t^*| + |S_{t'}^*|$, its maximum value, and define an assortment variation index as

$$AV = \frac{1}{|\mathcal{T}|(|\mathcal{T}| - 1)} \sum_{t, t' \in \mathcal{T}} \frac{|S_t^* \setminus S_{t'}^*| + |S_{t'}^* \setminus S_t^*|}{|S_t^*| + |S_{t'}^*|}.$$

We first assess how sensitive the optimal assortment is to the length of the top-priority preference list, \bar{u} , and the customers' level of sensitivity to product unavailability. To do so, we vary \bar{u} from 1 to 5 for each instance, i.e., we construct five parameter combinations for the same instance, thus $|\mathcal{T}| = 5$. We examine problem instances with $n = 20$ and $\bar{c} \in \{2, 6, 10\}$ for 7 product categories (including 3 base and 4 mixed categories). Product Categories 1, 2, and 3 are base categories and consist of products for which customers are high-sensitive, medium-sensitive, and low-sensitive to product unavailability, respectively. Product categories 4–7 are mixed product categories, including products that significantly vary in price and/or quality, and therefore, customers have different sensitivity levels to their unavailability. We generate 5 instances for every combination of n , \bar{c} , and product category. We use the same instance generation process as in Section 6.1 with the exception of generating o_i for every product i from a uniform distribution in $[0, 0.2]$, $[0.4, 0.6]$, and $[0.8, 1]$, for base Categories 1, 2, and 3, respectively. Product Categories 4, 5, and 6 consist of mixed Categories $\{1, 2\}$, $\{1, 3\}$, and $\{2, 3\}$, respectively. For mixed Category $\{1, 2\}$, we generate o_i for every product i

Table 4 Assortment variation (AV) with respect to \bar{u} and run time (in seconds)

Product Category	$n = 20, \bar{c} = 2$		$n = 20, \bar{c} = 6$		$n = 20, \bar{c} = 10$	
	AV	Time (sec.)	AV	Time (sec.)	AV	Time (sec.)
1	0.24	0.11	0.42	0.50	0.51	2.54
2	0	0.07	0.24	0.53	0.48	2.35
3	0	0.07	0.16	0.28	0.30	0.79
{1,2}	0.12	0.10	0.28	1.53	0.46	12.09
{1,3}	0	0.05	0.16	0.58	0.44	1.26
{2,3}	0	0.06	0.12	0.15	0.36	0.49
{1,2,3}	0	0.69	0.22	1.10	0.60	1.27

Note: Run times are averaged over 25 instances (5 instances per $\bar{u} \in \{1, \dots, 5\}$). AV values for each \bar{c} and product category are averaged over 5 instances. Results are obtained by running PLUB.

with probability 0.5 from a uniform distribution in $[0, 0.2]$ and with probability 0.5 from a uniform distribution in $[0.4, 0.6]$. Similarly, we generate o_i for products in Categories $\{1, 3\}$ and $\{2, 3\}$ from their corresponding ranges. The last category of products that we consider is a mixture of all base categories of products, for which we generate o_i for every product i with equal probability (0.3) using a uniform distribution in $[0, 0.2]$, $[0.4, 0.6]$, or $[0.8, 1]$.

Table 4 shows that AV increases with the number of products allowed in the assortment, meaning that an increase in \bar{u} requires adjustments in the assortment to mitigate the impact that unavailable products have on the revenue, which can only be achieved when the cardinality constraint allows it. Moreover, as more products for which customers are less sensitive to their unavailability (e.g., Categories 3 and $\{2, 3\}$ compared to Categories 1 and $\{1, 2\}$) are included in the set of candidate products, the optimal assortment varies less with respect to \bar{u} , as expected. Table 4 also shows the average solution time for different product categories and \bar{c} . We see that, as expected, the run times increase as \bar{c} increases.

Table 5 compares the performance of AP-SRMU with the expected revenue maximization problem under the standard MNL model with cardinality constraint (AP-MNL), which is equivalent to our cardinality constrained AP-SRMU when $\bar{u} = 0$. We define S_{MNL} as the optimal assortment to AP-MNL and z_{MNL} as the corresponding objective value of S_{MNL} in AP-SRMU. Table 5 shows that for small values of \bar{c} and for product categories including low-sensitive customers, AP-MNL is a good approximation to AP-SRMU given the small differences in the optimal assortments. However, for product categories with high-sensitive customers, using the S_{MNL} can cause large revenue losses for the retailer as \bar{c} increases.

Table 6 shows how the optimal assortment varies assuming a single customer category when in fact there are more than one (i.e., $|C| > 1$). Let S^* be the optimal assortment to Problem (24) considering all categories of customers in C with a given distribution \bar{w} and define S_c to denote the optimal assortment to Problem (6) assuming a single customer category. We define $AV = \frac{1}{|C|} \sum_{c \in C} \frac{|S^* \setminus S_c| + |S_c \setminus S^*|}{|S^*| + |S_c|}$ to show how S_c varies from S^* on average considering all $c \in C$. In Table 6,

Table 5 Comparison between AP-SRMU and AP-MNL

Product Category	\bar{u}	$n = 20, \bar{c} = 2$		$n = 20, \bar{c} = 6$		$n = 20, \bar{c} = 10$	
		AV	Gap	AV	Gap	AV	Gap
1	2	0.13	2.4%	0.40	14.0%	0.43	17.3%
	4	0.40	7.8%	0.47	57.9%	0.63	69.3%
2	2	0	0%	0.20	1.0%	0.25	1.5%
	4	0	0%	0.36	4.9%	0.60	11.1%
3	2	0	0%	0	0%	0.02	0.2%
	4	0	0%	0.20	1.0%	0.39	6.1%
{1,2}	2	0	0%	0.34	5.5%	0.40	10.7%
	4	0.20	9.8%	0.35	47.0%	0.41	62.0%
{1,3}	2	0	0%	0.02	0.1%	0.02	0.1%
	4	0	0%	0.12	2.2%	0.50	36.3%
{2,3}	2	0	0%	0	0%	0	0%
	4	0	0%	0.20	0.3%	0.20	7.8%
{1,2,3}	2	0	0%	0	0%	0.02	0.02%
	4	0	0%	0.33	14.7%	1.00	59.9%

Note: $AV = \frac{|S^* \setminus S_{MNL}| + |S_{MNL} \setminus S^*|}{|S^*| + |S_{MNL}|}$ and $Gap = 100 \times \frac{z^* - z_{MNL}}{z^*}$, where S^* is the optimal assortment for the constrained AP-SRMU. Shown AV and Gap are averaged over 5 instances.

we use the previously defined high-, medium-, and low-sensitive customer categories (i.e., Categories 1, 2, and 3) and suppose that for every candidate product, customers are distributed into either two or all three of such categories. The optimal assortment S^* changes as the customer distribution changes, sometimes very drastically, with respect to the case where customers are believed to belong to only one customer category. This is evidenced not only by the positive value of AV but also by the positive (and sometimes high) value of the average gap, which indicates a revenue loss of more than 26% in some cases when the existing multiple customer categories are ignored.

7. Conclusions

We study an assortment planning problem for substitutable products under a customer ranking-based choice model. This choice model incorporates two factors supported by empirical literature. The first is the effect that unavailable products have on the customer purchasing decision. In particular, we show that the sequence in which the customer attempts to buy unavailable top-priority products (i.e., the sequence in which such products are in the customer's top-priority preference list) has a big influence in the probability of leaving the store without purchase and must be considered in the assortment decisions. The second effect is that customers attempt to purchase the products in their preference list first rather than checking all the offered products in the store, which they do only when their most preferred products are unavailable and they decide to stay in the store.

Because of the existing uncertainty in the estimation of the customers' preference lists, we focus on the worst-case preference list corresponding to each given assortment. To find the optimal assortment, we present a new mathematical programming formulation for our choice model and embed it into a bi-level optimization approach that maximizes retailer's expected revenue while considering

Table 6 Assortment variation and run time (in seconds) when considering different customer categories

Customer Categories (C)	Distribution (\bar{w})	\bar{u}	$n = 20, \bar{c} = 2$			$n = 20, \bar{c} = 6$			$n = 20, \bar{c} = 10$		
			AV	Gap	Time	AV	Gap	Time	AV	Gap	Time
1,2	0.2,0.8	2	0.03	0.06%	0.18	0.07	1.83%	0.90	0.08	2.20%	2.50
		4	0.18	16.99%	0.24	0.25	16.66%	2.40	0.31	22.79%	6.97
	0.5,0.5	2	0.30	0%	0.19	2.07	1.41%	0.83	4.96	1.69%	2.19
		4	0.29	16.58%	0.22	3.88	15.24%	2.57	10.98	20.69%	8.24
	0.8,0.2	2	0.03	0.12%	0.21	0.10	0.90%	1.24	0.11	1.02%	3.32
		4	0.18	15.07%	0.25	0.27	10.81%	3.89	0.35	14.41%	18.70
1,3	0.2,0.8	2	0.22	6.50%	0.17	0.18	6.16%	0.45	0.19	6.71%	0.65
		4	0.30	26.62%	0.19	0.19	15.81%	0.51	0.30	23.27%	0.88
	0.5,0.5	2	0.22	4.87%	0.16	0.18	4.76%	0.59	0.20	5.21%	1.18
		4	0.30	26.39%	0.20	0.19	15.35%	0.62	0.30	22.54%	1.22
	0.8,0.2	2	0.22	2.91%	0.20	0.18	2.41%	1.02	0.20	2.65%	2.99
		4	0.30	25.51%	0.23	0.19	13.81%	0.97	0.30	19.92%	2.18
2,3	0.2,0.8	2	0.25	3.87%	0.19	0.21	3.86%	4.22	0.21	4.13%	13.50
		4	0.25	4.68%	0.31	0.23	5.52%	5.67	0.24	8.63%	14.34
	0.5,0.5	2	0.25	2.41%	0.20	0.25	2.85%	6.14	0.21	3.06%	31.61
		4	0.25	3.59%	0.31	0.23	4.09%	6.78	0.25	6.46%	29.11
	0.8,0.2	2	0.25	1.07%	0.21	0.23	2.09%	8.18	0.21	2.24%	45.92
		4	0.25	1.90%	0.39	0.24	2.23%	14.68	0.27	4.17%	81.33
1,2,3	0.1,0.3,0.6	2	0.02	0.05%	0.44	0.04	1.29%	1.52	0.05	1.55%	3.53
		4	0.12	11.44%	0.58	0.19	11.66%	3.72	0.28	16.16%	10.04
	0.3, 0.3, 0.3	2	0.02	0.03%	0.49	0.04	1.12%	1.76	0.05	1.35%	3.63
		4	0.12	11.32%	0.60	0.19	11.16%	3.78	0.28	15.27%	10.78
	0.6,0.3,0.1	2	0.04	0.04%	0.41	0.07	0.88%	2.42	0.07	1.04%	4.98
		4	0.12	10.96%	0.59	0.19	9.85%	5.41	0.26	13.45%	15.71

Note: $Gap = \frac{1}{|C|} \sum_{c \in C} \left(100 \times \frac{z^* - z_c}{z^*}\right)$, where z_c is the objective value in Problem (24) corresponding to assortment S_c . AV values, gaps, and run times are averaged over 5 instances.

the worst-case substitution behavior of the customers. Considering the complexity of the problem, we propose a set of exact and greedy solution methods. We consider both unconstrained and constrained versions of the problem, where the latter can be a cardinality constraint limiting the number of products in the assortment or a knapsack constraint reflecting space limitations. Our solution approach for the cardinality-constrained problem transforms the bi-level problem into a single-level upper bound problem, which is iteratively improved using cutting planes. We show that using this approach, we can solve instances of different sizes in reasonable times. We also provide a greedy algorithm that can solve large instances in reasonable time with small optimality gaps.

From a management perspective, our models, algorithms, and computational experience suggest that the effect of an unavailable product cannot be considered in isolation because the customer's behavior is also influenced by which and how many other products in the customer's preference list are available. This means that the sequence of purchase attempts must be considered in the assortment planning process, otherwise the customer's leaving probability could be drastically underestimated. Moreover, the cumulative unavailability effect cannot be ignored in the assortment decision, as it may result in a very different optimal assortment and a loss of revenue compared to the case

when customers are assumed to have a sequence-independent purchasing behavior. Additionally, incorporating customer categories with heterogeneous behaviors results in a more realistic analysis that balances the tradeoff between the importance of each category (i.e., percentage of customers) and their sensitivity to unavailable products, ultimately producing a more realistic assortment. As expected in any assortment planning model, an increase in the assortment budget (e.g., cardinality or knapsack) allows the retailer to better accommodate the customer preferences and hedge the risk of having customers leaving the store due to product unavailability.

References

- Anderson ET, Fitzsimons GJ, Simester D (2006) Measuring and mitigating the costs of stockouts. *Management Science* 52(11):1751–1763.
- Aouad A, Farias V, Levi R, Segev D (2018) The approximability of assortment optimization under ranking preferences. *Operations Research* 66(6):1661–1669.
- Berbeglia G (2016) Discrete choice models based on random walks. *Operations Research Letters* 44(2):234–237.
- Bergman D, Cire AA (2017) Discrete nonlinear optimization by state-space decompositions. *Management Science* 64(10):4700–4720.
- Bernstein F, Kök AG, Xie L (2015) Dynamic assortment customization with limited inventories. *Manufacturing & Service Operations Management* 17(4):538–553.
- Besbes O, Sauré D (2016) Product assortment and price competition under multinomial logit demand. *Production and Operations Management* 25(1):114–127.
- Birbil Şİ, Frenk J, Gromicho JA, Zhang S (2009) The role of robust optimization in single-leg airline revenue management. *Management Science* 55(1):148–163.
- Blanchet J, Gallego G, Goyal V (2016) A markov chain approximation to choice modeling. *Operations Research* 64(4):886–905.
- Bront JJM, Méndez-Díaz I, Vulcano G (2009) A column generation algorithm for choice-based network revenue management. *Operations Research* 57(3):769–784.
- Chen M, Chen ZL (2018) Robust dynamic pricing with two substitutable products. *Manufacturing & Service Operations Management* 20(2):249–268.
- Davis JM, Gallego G, Topaloglu H (2014) Assortment optimization under variants of the nested logit model. *Operations Research* 62(2):250–273.
- Désir A, Goyal V, Jiang B, Xie T, Zhang J (2019) A nonconvex min-max framework and its applications to robust assortment optimization URL https://faculty.insead.edu/antoine-desir/documents/Operations-Research-RMC_20181001.pdf.
- Farias VF, Jagabathula S, Shah D (2013) A nonparametric approach to modeling choice with limited data. *Management Science* 59(2):305–322.
- Feldman J, Topaloglu H (2015) Bounding optimal expected revenues for assortment optimization under mixtures of multinomial logits. *Production and Operations Management* 24(10):1598–1620.
- Fitzsimons GJ (2000) Consumer response to stockouts. *Journal of consumer research* 27(2):249–266.
- Flores A, Berbeglia G, Van Hentenryck P (2019) Assortment optimization under the sequential multinomial logit model. *European Journal of Operational Research* 273(3):1052–1064.
- Gallego G, Topaloglu H (2014) Constrained assortment optimization for the nested logit model. *Management Science* 60(10):2583–2601.
- Goyal V, Levi R, Segev D (2016) Near-optimal algorithms for the assortment planning problem under dynamic substitution and stochastic demand. *Operations Research* 64(1):219–235.

- Gupte A, Ahmed S, Cheon MS, Dey S (2013) Solving mixed integer bilinear problems using milp formulations. *SIAM Journal on Optimization* 23(2):721–744.
- Honhon D, Gaur V, Seshadri S (2010) Assortment planning and inventory decisions under stockout-based substitution. *Operations research* 58(5):1364–1379.
- Honhon D, Jonnalagedda S, Pan XA (2012) Optimal algorithms for assortment selection under ranking-based consumer choice models. *Manufacturing & Service Operations Management* 14(2):279–289.
- Jagabathula S, Rusmevichientong P (2016) A nonparametric joint assortment and price choice model. *Management Science* 63(9):3128–3145.
- Kök AG, Fisher ML (2007) Demand estimation and assortment optimization under substitution: Methodology and application. *Operations Research* 55(6):1001–1021.
- Kök AG, Fisher ML, Vaidyanathan R (2008) Assortment planning: Review of literature and industry practice. *Retail supply chain management*, 99–153 (Springer).
- Kök AG, Fisher ML, Vaidyanathan R (2015) Assortment planning: Review of literature and industry practice. *Retail supply chain management*, 175–236 (Springer).
- Kunnumkal S (2015) On upper bounds for assortment optimization under the mixture of multinomial logit models. *Operations Research Letters* 43(2):189–194.
- Kunnumkal S, Martínez-de Albéniz V (2019) Tractable approximations for assortment planning with product costs. *Operations Research* 67(2):436–452.
- Li X, Ke J (2019) Robust assortment optimization using worst-case cvar under the multinomial logit model. *Operations Research Letters* 47(5):452–457.
- Liu N, Ma Y, Topaloglu H (2019) Assortment optimization under the multinomial logit model with sequential offerings. *INFORMS Journal on Computing (to appear)* URL <https://pdfs.semanticscholar.org/122c/4c3474d24b38c5baebd84d25e77265a728a4.pdf>.
- Ma Y, Rusmevichientong P, Topaloglu H (2019) Assortment optimization and pricing under the multinomial logit model with impatient customers. Technical report, Cornell University, URL https://people.orie.cornell.edu/huseyin/publications/impatient_mnl.pdf.
- Mahajan S, Van Ryzin G (2001) Stocking retail assortments under dynamic consumer substitution. *Operations Research* 49(3):334–351.
- Perakis G, Roels G (2010) Robust controls for network revenue management. *Manufacturing & Service Operations Management* 12(1):56–76.
- Rooderkerk RP, van Heerde HJ (2016) Robust optimization of the 0–1 knapsack problem: Balancing risk and return in assortment optimization. *European Journal of Operational Research* 250(3):842–854.
- Rusmevichientong P, Shen ZJM, Shmoys DB (2010) Dynamic assortment optimization with a multinomial logit choice model and capacity constraint. *Operations research* 58(6):1666–1680.
- Rusmevichientong P, Topaloglu H (2012) Robust assortment optimization in revenue management under the multinomial logit choice model. *Operations Research* 60(4):865–882.
- Rusmevichientong P, Van Roy B, Glynn PW (2006) A nonparametric approach to multiproduct pricing. *Operations Research* 54(1):82–98.
- Ryzin Gv, Mahajan S (1999) On the relationship between inventory costs and variety benefits in retail assortments. *Management Science* 45(11):1496–1509.
- Smith SA, Agrawal N (2000) Management of multi-item retail inventory systems with demand substitution. *Operations Research* 48(1):50–64.
- Talluri K, Van Ryzin G (2004) Revenue management under a general discrete choice model of consumer behavior. *Management Science* 50(1):15–33.
- Vielma JP, Ahmed S, Nemhauser G (2010) Mixed-integer models for nonseparable piecewise-linear optimization: Unifying framework and extensions. *Operations research* 58(2):303–315.
- Wang R, Sahin O (2017) The impact of consumer search cost on assortment planning and pricing. *Management Science* 64(8):3649–3666.

Supplementary Material

We present the updated version of Algorithms 2 and 3 considering multiple categories of customers in Algorithms 4 and 5, respectively.

Algorithm 4 : PLUB approach for the constrained AP-SRMU with multiple customer categories

- 1: Set $T = 0$, $\theta_{min} = \theta(\emptyset)$, and $\theta_{max} = 0$
 - 2: Solve upper bound Problem (25) to obtain an initial optimal assortment S_T^* and \mathbf{x}^* , $\boldsymbol{\alpha}^*$, and $\boldsymbol{\beta}^*$ values
 - 3: **for all** $c \in C$ **do**
 - 4: Set $\theta_c(S_T^*) = -\sum_{k=1}^{\bar{u}} \alpha_{kc}^* - \sum_{i=1}^n (1 - x_i^*) \beta_{ic}^*$ and $\pi'_c = h(\theta_c(S_T^*))$
 - 5: **while** $\pi'_c - \phi(\theta_c(S_T^*)) > 0$ for some $c \in C$ **do**
 - 6: Set $T = T + 1$
 - 7: **for all** $c \in C$ **do**
 - 8: Construct set of constraints Q_T^c
 - 9: Solve upper bound Problem (25) to obtain optimal assortment S_T^* and \mathbf{x}^* , $\boldsymbol{\alpha}^*$, and $\boldsymbol{\beta}^*$ values
 - 10: **for all** $c \in C$ **do**
 - 11: Set $\theta_c(S_T^*) = -\sum_{k=1}^{\bar{u}} \alpha_{kc}^* - \sum_{i=1}^n (1 - x_i^*) \beta_{ic}^*$
 - 12: **return** S_T^*
-

Algorithm 5 : Greedy algorithm for the constrained AP-SRMU with multiple customer categories

- 1: Initialize $\underline{z} = 0$
 - 2: **for all** $i \in I \setminus \{0\}$ **do**
 - 3: Initialize $S_i = \{i\}$ and $\hat{k} = i$
 - 4: **for all** $c \in C$ **do**
 - 5: Use linear program (17) to find $\theta_c(S_i)$ and set $\pi_c(S_i) = e^{\theta_c(S_i)}$
 - 6: Set $\underline{z} = \sum_{c \in C} \bar{w}_c \left(\pi_c(S_i) \sum_{j \in S_i} \rho_{jc}(S_i) r_j \right)$
 - 7: **while** $|S_i| \leq \bar{c}$ and $\hat{k} \neq \text{NIL}$ **do**
 - 8: Set $\hat{k} = \text{NIL}$
 - 9: **for all** $k \in I \setminus (S_i \cup \{0\})$ **do**
 - 10: **for all** $c \in C$ **do**
 - 11: Use linear program (17) to find $\theta_c(S_i \cup \{k\})$ and set $\pi_c(S_i \cup \{k\}) = e^{\theta_c(S_i \cup \{k\})}$
 - 12: Compute $z = \sum_{c \in C} \bar{w}_c \left(\pi_c(S_i \cup \{k\}) \sum_{j \in S_i \cup \{k\}} \rho_{jc}(S_i \cup \{k\}) r_j \right)$
 - 13: **if** $z > \underline{z}$ **then**
 - 14: Set $\underline{z} = z$ and $\hat{k} = k$
 - 15: Set $S_i = S_i \cup \{\hat{k}\}$
 - 16: Set $i^* = \arg \max_{i \in I \setminus \{0\}} \sum_{c \in C} \bar{w}_c \left(\pi_c(S_i) \sum_{j \in S_i} \rho_{jc}(S_i) r_j \right)$
 - 17: **return** S_{i^*}
-