

Permutation Testing for Dependence in Time Series

Joseph P. Romano*

Departments of Statistics and Economics

Stanford University

romano@stanford.edu

Marius A. Tirlea

Department of Statistics

Stanford University

mtirlea@stanford.edu

September 9, 2020

Abstract

Given observations from a stationary time series, permutation tests allow one to construct exactly level α tests under the null hypothesis of an i.i.d. (or, more generally, exchangeable) distribution. On the other hand, when the null hypothesis of interest is that the underlying process is an uncorrelated sequence, permutation tests are not necessarily level α , nor are they approximately level α in large samples. In addition, permutation tests may have large Type 3, or directional, errors, in which a two-sided test rejects the null hypothesis and concludes that the first-order autocorrelation is larger than 0, when in fact it is less than 0. In this paper, under weak assumptions on the mixing coefficients and moments of the sequence, we provide a test procedure for which the asymptotic validity of the permutation test holds, while retaining the exact rejection probability α in finite samples when the observations are independent and identically distributed. A Monte Carlo simulation study, comparing the permutation test to other tests of autocorrelation, is also performed, along with an empirical example of application to financial data.

KEY WORDS: Autocorrelation, Directional Error, Hypothesis Testing, Stationary Process.

*Supported by NSF Grant MMS-1949845. We thank Kevin Guo and Benjamin Seiler for helpful comments and conversations.

1 Introduction

In this paper, we investigate the use of permutation tests for detecting dependence in a time series. When testing the null hypothesis that the underlying time series consists of independent, identically distributed (i.i.d.) observations, permutation tests can be constructed that control the probability of a Type 1 error exactly, for any choice of test statistic. Typically, the choice of test statistic is the first-order sample autocorrelation, or some function of many of the sample autocorrelations. However, significant problems of error control arise, stemming from the fact that zero autocorrelation and independence are actually quite different. It is crucial to carefully specify the null hypothesis of interest, whether it is the case that the observations are i.i.d. or that the observations have zero autocorrelation. For example, if the null hypothesis specifies that the autocorrelation is zero and one uses the sample first-order autocorrelation as a test statistic when applying a permutation test, then the Type 1 error can be shockingly different from the nominal level, even asymptotically. Nevertheless, one might think it reasonable to reject based on such a permutation test, since the test statistic appears “large”, relative to the null reference permutation distribution. However, even if one views the null hypothesis as specifying that the time series is i.i.d., a rejection of the null hypothesis based on the sample autocorrelation is inevitably accompanied by the interpretation then that the true underlying autocorrelation is nonzero. Indeed, one typically makes the further claim that this correlation is positive (negative), when the sample autocorrelation can be large and positive (large and negative). When the true autocorrelation is zero and there is a large probability of a Type 1 error, then lack of Type 1 error control also implies lack of Type 3, or directional, error control. That is, there can be a large probability that one declares the underlying correlation to be positive when it is in fact negative.

Assume X_1, \dots, X_n are jointly distributed according to some strictly stationary, infinite dimensional distribution P , where the distribution P belongs to some family Ω . Consider the problem of testing $H : P \in \Omega_0$, where Ω_0 is some subset of stationary processes. For example, we might be interested in testing that the underlying P is a product of its marginals, i.e. the underlying process is i.i.d.

The problem of testing independence in time series and time series residuals is fundamental to understanding the stochastic process under study. A frequently used analogue for testing independence is that of testing the hypothesis

$$H_r: \rho(1) = \dots = \rho(r) = 0 , \tag{1.1}$$

for some fixed r , where $\rho(k)$ is the k th-order autocorrelation. Examples of such tests include those proposed by [Box and Pierce \(1970\)](#) and [Ljung and Box \(1978\)](#), and the testing procedure proposed by [Breusch \(1978\)](#) and [Godfrey \(1978\)](#). However, such tests assume that the data-

generating model is parametric or semi-parametric and, in particular, follows an ARIMA model. This assumption is, in general, violated for arbitrary P , and so these tests will not be exact for finite samples or asymptotically valid, as will be shown later.

We propose a nonparametric testing procedure for the hypothesis

$$H^{(k)}: \rho(k) = 0, \quad (1.2)$$

based on permutation testing, whence we may construct a testing procedure for the hypothesis H_m using multiple testing procedures. Later, we will also consider this joint testing of many autocorrelations simultaneously in a multiple testing framework.

To review the testing procedure in application to this problem: let S_n be the symmetric, or permutation, group of order n . Then, given any test statistic $T_n(X) = T_n(X_1, \dots, X_n)$, for each element $\pi_n \in S_n$, let $\hat{T}_{\pi_n} = T_n(X_{\pi_n(1)}, \dots, X_{\pi_n(n)})$. Let the ordered values of the \hat{T}_{π_n} be

$$\hat{T}_n^{(1)} \leq \dots \leq \hat{T}_n^{(n!)} . \quad (1.3)$$

Fix a nominal level $\alpha \in (0, 1)$, and let $m = n! - \lceil \alpha n! \rceil$, where $\lceil x \rceil$ denotes the largest integer less than or equal to x . Let $M^+(x)$ and $M^0(x)$ be the number of values $\hat{T}_n^{(j)}(x)$ which are greater than and equal to $\hat{T}_n^{(m)}(x)$, respectively. Let

$$a(x) = \frac{\alpha n! - M^+(x)}{M^0(x)} . \quad (1.4)$$

Define the permutation test $\phi(X)$ to be equal to 1, $a(X)$, or 0, according to whether $T_n(X)$ is greater than, equal to, or less than $\hat{T}_n^{(m)}(X)$, respectively. Additionally, define the permutation distribution

$$\hat{R}_n^{T_n}(t) := \frac{1}{n!} \sum_{\pi_n \in S_n} I \left\{ \hat{T}_{\pi_n} \leq t \right\} . \quad (1.5)$$

Let $[n] = \{1, \dots, n\}$. We observe that, for $\Pi_n \sim \text{Unif}(S_n)$, independent of the sequence $\{X_i, i \in [n]\}$, and $X_{\Pi_n} = (X_{\Pi_n(1)}, \dots, X_{\Pi_n(n)})$, the permutation distribution is the distribution of $T_n(X_{\Pi_n})$ conditional on the sequence $\{X_i, i \in [n]\}$. Also, accounting for discreteness, the permutation test rejects if the observed test statistic T_n exceeds the $1 - \alpha$ quantile of the permutation distribution $\hat{R}_n^{T_n}$.

Under the randomization hypothesis that the joint distribution of the X_i is invariant under permutation, the permutation test ϕ is exact level α (see [Lehmann and Romano \(2005\)](#), Theorem 15.2.1), but problems may arise when the null hypothesis $H^{(k)}: \rho(k) = 0$ holds true, but the sequence X is not independent and identically distributed. Indeed, the distribution of an uncorrelated sequence is not invariant under permutations, and the randomization

hypothesis does not hold (the randomization hypothesis guarantees finite-sample validity of the permutation test; see [Lehmann and Romano \(2005\)](#), Section 15.2). Such issues may hinder the use of permutation testing for valid inference, but we will show how to restore asymptotic validity to the permutation test.

For instance, consider the problem of testing $H^{(1)}$: $\rho(1) = 0$, for some sequence $\{X_i, i \in [n]\} \sim P$, where $\rho(1) = 0$. If the sequence is not i.i.d., the permutation test may have rejection probability significantly different from the nominal level, which leads to several issues. If the rejection probability is greater than the nominal level, we may reject the null hypothesis, and conclude that there is nonzero first order autocorrelation, whereas in fact we have autocorrelation of some higher order, or some other unobserved dependence structure. A further issue is that of Type 3, or directional, error, in a two-sided test of $H^{(1)}$. In this situation, one runs the risk of rejecting the null and concluding, for instance, that the first-order autocorrelation is larger than 0, when in fact it is less than 0. To illustrate this, if there exists some distribution P_n of the sequence $\{X_i, i \in [n]\}$ with first-order autocorrelation $\rho(1) = 0$ but rejection probability equal to $\gamma \gg \alpha$, by continuity it follows that there exists some distribution Q_n of the sequence with first-order autocorrelation $\rho(1) < 0$, but two-sided rejection probability almost as large as γ . Under such a distribution, with probability almost $\gamma/2$, not only would we reject the null, but we would also falsely conclude that the first-order sample autocorrelation is greater than 0, when in fact the opposite holds. We will later show that γ may be arbitrarily close to 1; see [Example 2.1](#) and [Remark 2.6](#). There are also issues if the rejection probability under the null is much smaller than the nominal level. In this case, again by continuity, we would have power significantly less than the nominal level even if the alternative is true, i.e. the test would be biased. The strategy to overcome these issues is essentially as follows: assuming stationarity of the sequence $\{X_i, i \geq 1\}$, we wish to show that the permutation distribution based on some test statistic is asymptotically pivotal, i.e. does not depend on the distribution of the X_i , in order for the critical region of the associated hypothesis test to not depend on parameters of the distribution of the X_i . We then wish to show that the limiting distribution of the test statistic under $H^{(1)}$ is the same as the permutation distribution, so that we may perform (asymptotically) valid inference. Without this matching condition, we may not claim that a permutation test is asymptotically valid, despite being exact under the additional assumption of independence of the sequence.

Significant work has been done on these issues in the context of other problems. [Neuhauser \(1993\)](#) discovered the idea of studentizing test statistics to allow for asymptotically valid inference in the permutation testing setting, [Janssen \(1997\)](#) compares means by appropriate studentization in a permutation test, [Janssen and Pauls \(2003\)](#) give general results about permutation testing, [Chung and Romano \(2013\)](#) consider studentizing linear statistics in a two-sample setting, [Omelka and Pauly \(2012\)](#) compare correlations by permutation testing, and

DiCiccio and Romano (2017) consider testing correlation structure and regression coefficients. In the context of time series data, Nichols and Holmes (2002) discuss the application of permutation testing to neuroimaging data, and Ptitsyn et al. (2006) consider the application of permutation testing as a method of testing for periodicity in biological data. In a more theoretical setting, Jentsch and Pauly (2015) use randomization methods to test equality of spectral densities, and Ritzwoller and Romano (2020) consider permutation testing in the setting of dependent Bernoulli sequences.

The goal of this paper is to provide a framework for the use of permutation testing as a valid method for testing the hypothesis $H^{(k)}: \rho(k) = 0$, which retains the exactness property under the assumption of independence of the X_i , but is also asymptotically valid for a large class of weakly dependent stationary sequences. In particular, throughout this paper, we consider the problem of testing $H^{(1)}: \rho(1) = 0$, for $\{X_i, i \in [n]\}$ a weakly dependent sequence, and with test statistic a possibly studentized version of the sample autocorrelation $\hat{\rho}_n = \hat{\rho}_n(1)$, where

$$\hat{\rho}_n(k) \equiv \hat{\rho}_n(X_1, \dots, X_n; k) = \frac{\frac{1}{n-k} \sum_{i=1}^{n-k} (X_i - \bar{X}_n) (X_{i+k} - \bar{X}_n)}{\hat{\sigma}_n^2}. \quad (1.6)$$

$\hat{\sigma}_n^2$ is the sample variance, given by

$$\hat{\sigma}_n^2 = \frac{1}{n} \sum_{i=1}^n (X_i - \bar{X}_n)^2, \quad (1.7)$$

and $\bar{X}_n = \frac{1}{n} \sum_{i=1}^n X_i$. We note that \bar{X}_n and $\hat{\sigma}_n^2$ are permutation invariant. Unless otherwise stated, we consider the problem of testing $H^{(1)}: \rho_1 = 0$, where ρ_1 is the first-order autocorrelation, and $\hat{\rho}_n$ refers to the first-order sample autocorrelation.

There are several different notions of weak dependence (see Bradley (2005) for a discussion thereof). Throughout this paper, we focus on the notions of m -dependence and α -mixing.

The main results are given in Section 2 and 3. In Section 2, we give conditions for the asymptotic validity of the permutation test when $\{X_i, i \in [n]\}$ is a stationary, m -dependent sequence. In Section 3, under slightly stronger moment assumptions, we extend the result of Section 2 to a much larger class of α -mixing sequences, which includes a class of stationary ARMA processes. The technical arguments for Sections 2 and 3 are rather distinct, though the results in both sections allow one to construct valid permutation tests of correlations by appropriate studentization. Section 4 provides a framework for using individual permutation tests for different order autocorrelations in a multiple testing setting. Section 5 provides simulations illustrating the results. Section 6 gives an application of the testing procedure to financial data. Section 7 provides analogous results for testing the equivalent null hypothesis that the first-order autocovariance is equal to zero. The proofs are quite lengthy due to the

technical requirements needed to prove the results; consequently, all proofs are deferred to the supplement.

2 Permutation distribution for m -dependent sequences

In this section, we consider the problem of testing the null hypothesis

$$H^{(1)}: \rho_1 = 0, \tag{2.1}$$

where $\rho_1 = \rho(\mathbf{X}; 1)$ is the first-order autocorrelation, in the setting where the sequence $\{X_i, i \in [n]\}$ is stationary and m -dependent, i.e. there exists $m \in \mathbb{N}$ such that, for all $j \in \mathbb{N}$, the sequences $\{X_i, i \in [j]\}$ and $\{X_i, i \geq j + m + 1\}$ are independent. A special case of the m -dependence condition is that of $m = 0$, which corresponds to independence of realizations. When the distribution of (X_1, \dots, X_n) is invariant under permutation, i.e. the sequence is exchangeable, the randomization hypothesis holds, and so one may construct permutation tests of the hypothesis H_0 with exact level α . Note that in the case of m -dependence, exchangeability and independence are equivalent conditions¹. However, if the realizations of the sequence are not independent, the test may not be valid even asymptotically, i.e. the rejection probability of such a test need not be α for finite samples or even near α in the limit as $n \rightarrow \infty$. Hence the goal is to construct a testing procedure, based on some appropriately chosen test statistic, which has asymptotic rejection probability equal to α , but which also retains the finite sample exactness property under the assumption of independence of the X_i . It is therefore important to analyze the asymptotic properties of the permutation distribution. We assume that the sequence of random variables $\{X_i, i \in [n]\}$ is strictly stationary.

We wish to consider a permutation test based on the first-order sample autocorrelation, $\hat{\rho}_n$. Our strategy is as follows: in order to determine the limiting behavior of the permutation distribution, \hat{R}_n , we apply Hoeffding's condition (see [Lehmann and Romano \(2005\)](#), Theorem 15.2.3). This condition requires that we derive the joint limiting distribution of the normalized first-order sample autocorrelation of the sequence under the action of two independent random permutations. More precisely, we consider the first-order sample autocorrelations of $X_{\Pi_n(1)}, \dots, X_{\Pi_n(n)}$ and $X_{\Pi'_n(1)}, \dots, X_{\Pi'_n(n)}$, where Π_n and Π'_n are independent random permutations of $\{1, \dots, n\}$, each of which is independent of the sequence $\{X_i, i \in [n]\}$. We aim to show that the limiting joint distribution is that of two i.i.d. random variables, each having the limiting distribution of the first-order sample autocorrelation when observations are i.i.d., with the same marginal distribution as the underlying sequence.

To this end, a natural approach in this problem is to use Stein's method. Indeed, we

¹A proof of this statement is given in Lemma S.3.1 of the supplement.

begin by specializing a result of [Stein \(1972\)](#) to the case of a sum of random variables whose dependency graph has uniformly bounded degree.

Theorem 2.1. *Let $n \in \mathbb{N}$. Let X_1, \dots, X_n be random variables such that $\mathbb{E}X_i = 0$ for all i , and, uniformly in i ,*

$$\begin{aligned}\mathbb{E} [X_i^2] &\leq M_2 , \\ \mathbb{E} [X_i^4] &\leq M_4 .\end{aligned}\tag{2.2}$$

Let $S_i = \{j \in [n] : X_i \text{ and } X_j \text{ are not independent}\}$. Suppose $|S_i| \leq D < \infty$ for all i . Let

$$\sigma_n^2 = \mathbb{E} \left[\sum_{i=1}^n X_i \sum_{j \in S_i} X_j \right] = \text{Var} \left(\sum_{i=1}^n X_i \right) ,\tag{2.3}$$

and let $W_n = \sum_{i=1}^n X_i / \sigma_n$. Then, for all $t \in \mathbb{R}$,

$$|\mathbb{P}(W_n \leq t) - \Phi(t)| \leq \frac{1}{\sigma_n} \left(4 \left(\frac{nD^3 M_4}{\sigma_n^2} \right)^{1/2} + 2^{3/4} \pi^{-1/4} \left(\frac{n}{\sigma_n} \right)^{1/2} (D^5 M_2 M_4)^{1/4} \right) .\tag{2.4}$$

We note several consequences of this result:

Remark 2.1. The bound on the right hand side of [\(2.4\)](#) is independent of t . ■

Remark 2.2. If $X_i = \tilde{X}_i / \sqrt{n}$, for some \tilde{X}_i with bounded 4th moments, and $\sigma_n^2 \asymp 1$, then the right hand side of [\(2.4\)](#) is $O(n^{-1/4})$, i.e. this result provides a CLT. Note also that if, instead of the moment condition [\(2.2\)](#), we have that the sequence $\{X_i, i \in [n]\}$ is uniformly bounded, we may apply a result of [Rinott \(1994\)](#) and instead replace the right hand side of [\(2.4\)](#) with $O(n^{-1/2})$. ■

We may now use the result of [Theorem 2.1](#) to exhibit the asymptotic properties of the permutation distribution based on $\sqrt{n}\hat{\rho}_n$.

Theorem 2.2. *Let $\{X_i, i \geq 1\}$ be an m -dependent stationary time series, with finite 8th moment, or an i.i.d. sequence with finite 4th moment. The permutation distribution, \hat{R}_n , as defined in [\(1.5\)](#), of $\sqrt{n}\hat{\rho}_n$, based on the test statistic $\hat{\rho}_n = \hat{\rho}(X_1, \dots, X_n)$, with associated group of transformations S_n , the symmetric group of order n , satisfies*

$$\sup_{t \in \mathbb{R}} \left| \hat{R}_n(t) - \Phi(t) \right| \xrightarrow{p} 0 ,\tag{2.5}$$

as $n \rightarrow \infty$, where Φ is the standard Gaussian c.d.f.

Remark 2.3. In this result, observe that, under independence, the moment conditions required for asymptotic normality of the permutation distribution are weaker than under general m -dependence, since, in the case of m -dependence for arbitrary m , we have the additional requirement of finiteness of the variance of products of the X_i . ■

We have shown that the permutation distribution is asymptotically Gaussian, with mean and variance not depending on the underlying process, and that the result holds irrespective of whether or not the null hypothesis $H^{(1)}$ holds. This result may be interpreted as follows. Under the action of a random permutation, for large values of n , one would expect that the first-order sample autocorrelation of the sequence $\{X_n, n \in \mathbb{N}\}$ behaves similarly to the case of $X_i \stackrel{i.i.d.}{\sim} F$, where F is the marginal distribution of the X_i , since the dependence between consecutive terms in the permuted sequence will be very weak, on account of the large sample size and the localized dependence structure of the original sequence. However, the same is not true of the asymptotic distribution of the test statistic. Indeed, under the null hypothesis, the asymptotic distribution of $\sqrt{n}\hat{\rho}_n$ is also Gaussian with mean 0, but with variance not necessarily equal to 1. Therefore it is not possible to claim asymptotic validity of the permutation test based on this test statistic.

Theorem 2.3. *Let X_1, \dots, X_n be a strictly stationary sequence, with variance $\sigma^2 > 0$, and first-order autocorrelation ρ_1 , such that one of the the following two conditions holds.*

i) $\{X_i, i \in [n]\}$ is m -dependent, for some $m \in \mathbb{N}$, and $\mathbb{E}[X_1^4] < \infty$.

ii) $\{X_i, i \in [n]\}$ is α -mixing, and, for some $\delta > 0$, we have that

$$\mathbb{E} \left[|X_1|^{4+2\delta} \right] < \infty, \quad (2.6)$$

and the α -mixing coefficients $\alpha_X(\cdot)$ satisfy

$$\sum_{n \geq 1} \alpha_X(n)^{\frac{\delta}{2+\delta}} < \infty. \quad (2.7)$$

Let $\hat{\rho}_n$ be the sample first-order autocorrelation. Let

$$\begin{aligned} \kappa^2 &= \text{Var} (X_1^2) + 2 \sum_{k \geq 2} \text{Cov} (X_1^2, X_k^2) \\ \tau_1^2 &= \text{Var} (X_1 X_2) + 2 \sum_{k \geq 2} \text{Cov} (X_1 X_2, X_k X_{k+1}) \\ \nu_1 &= \text{Cov} (X_1 X_2, X_1^2) + \sum_{k \geq 2} \text{Cov} (X_1^2, X_k X_{k+1}) + \sum_{k \geq 2} \text{Cov} (X_1 X_2, X_k^2). \end{aligned} \quad (2.8)$$

Let

$$\gamma_1^2 = \frac{1}{\sigma^4} (\tau_1^2 - 2\rho_1\nu_1 + \rho_1^2\kappa^2) . \quad (2.9)$$

Suppose that $\kappa^2, \tau_1^2, \gamma_1^2 \in (0, \infty)$. Then, as $n \rightarrow \infty$,

$$\sqrt{n}(\hat{\rho}_n - \rho_1) \xrightarrow{d} N(0, \gamma_1^2) . \quad (2.10)$$

Since, clearly, $\gamma_1^2 = 1$ does not hold in general, a permutation test based on the test statistic $\sqrt{n}\hat{\rho}_n$ will not be asymptotically valid. However, note that, under the additional restriction of independence, $\gamma_1^2 = 1$ always, hence, as is consistent with the test being exact under independence, the permutation test will also be asymptotically valid in this case. One could conclude that the permutation test based on the above test statistic is not asymptotically valid in general, and attempt to find a different test statistic, for which the permutation distribution and test statistic distribution are asymptotically the same.

Alternatively, one could adapt the test statistic above in some fashion, in order to resolve the issue of (asymptotically) mismatched variances in the permutation distribution and distribution of the test statistic. In particular, a natural way to adapt the test statistic is to studentize it by some estimator of γ_1^2 , motivated by the heuristics that, under permutations, all dependence structure in the sequence will be broken, and the estimator will be approximately equal to 1. Therefore, despite the limiting distribution of $\sqrt{n}\hat{\rho}_n$ being different, in general, from the case when $X_i \stackrel{i.i.d.}{\sim} F$, where F is the marginal distribution of the X_i , under appropriate studentization, the limiting behaviors will be the same.

To this end, we now consider a permutation test based on some studentized version of the test statistic $\sqrt{n}\hat{\rho}_n$. Provided we can find a weakly consistent estimator $\hat{\gamma}_n^2 = \hat{\gamma}_n^2(X_1, \dots, X_n)$ of γ_1^2 , such that, for Π_n a random permutation independent of the sequence $\{X_i, i \in [n]\}$, we also have that $\hat{\gamma}_n^2(X_{\Pi_n(1)}, \dots, X_{\Pi_n(n)}) = \text{Var}(X_1)^2 + o_p(1)$, we may apply Slutsky's theorem for randomization distributions (Chung and Romano (2013), Theorem 5.2) to studentize the test statistic and construct an asymptotically valid permutation test. Combining this with an application of Ibragimov's central limit theorem for α -mixing random variables (Ibragimov (1962)), and noting that stationary m -dependent sequences necessarily satisfy the mixing conditions laid out therein, we have the following result.

Theorem 2.4. *Let $m \in \mathbb{N}$. Let X_1, \dots, X_n be a strictly stationary, m -dependent sequence, with variance $\sigma^2 > 0$, first-order autocorrelation ρ_1 , and finite 8th moment. Let $\hat{\sigma}_n^2$ be the sample variance. Let $\kappa^2, \tau_1^2, \nu_1$ and γ_1^2 be as in Theorem 2.3. Suppose that $\kappa^2, \tau_1^2, \gamma_1^2 \in (0, \infty)$. For $i \in \mathbb{N}$, let $Y_i = (X_i - \bar{X}_n)(X_{i+1} - \bar{X}_n)$, and let $Z_i = (X_i - \bar{X}_n)^2$. Let $b_n = o(\sqrt{n})$ be such that, for all n sufficiently large, $b_n \geq m + 2$. Let*

$$\begin{aligned}
\hat{K}_n^2 &= \frac{1}{n} \sum_{i=1}^n (Z_i - \bar{Z}_n)^2 + \frac{2}{n} \sum_{j=1}^{b_n} \sum_{i=1}^{n-j} (Z_i - \bar{Z}_n) (Z_{i+j} - \bar{Z}_n) \\
\hat{T}_n^2 &= \frac{1}{n} \sum_{i=1}^{n-1} (Y_i - \bar{Y}_n)^2 + \frac{2}{n} \sum_{j=1}^{b_n} \sum_{i=1}^{n-j-1} (Y_i - \bar{Y}_n) (Y_{i+j} - \bar{Y}_n) \\
\hat{\nu}_n &= \frac{1}{n} \sum_{i=1}^{n-1} (Y_i - \bar{Y}_n) (Z_i - \bar{Z}_n) + \frac{1}{n} \sum_{j=1}^{b_n} \sum_{i=1}^{n-j-1} (Z_i - \bar{Z}_n) (Y_{i+j} - \bar{Y}_n) + \\
&\quad + \frac{1}{n} \sum_{j=1}^{b_n} \sum_{i=1}^{n-j} (Y_i - \bar{Y}_n) (Z_{i+j} - \bar{Z}_n) .
\end{aligned} \tag{2.11}$$

Let

$$\hat{\gamma}_n^2 = \frac{1}{\hat{\sigma}_n^4} \left[\hat{T}_n^2 - \hat{\rho}_n \hat{\nu}_n + \hat{\rho}_n^2 \hat{K}_n^2 \right] . \tag{2.12}$$

i) As $n \rightarrow \infty$,

$$\frac{\sqrt{n}(\hat{\rho}_n - \rho)}{\hat{\gamma}_n} \xrightarrow{d} N(0, 1) . \tag{2.13}$$

ii) Let \hat{R}_n be the permutation distribution, with associated group of transformations S_n , the symmetric group of order n , based on the test statistic $\sqrt{n}\hat{\rho}_n/\hat{\gamma}_n$. Then, as $n \rightarrow \infty$,

$$\sup_{t \in \mathbb{R}} \left| \hat{R}_n(t) - \Phi(t) \right| \xrightarrow{p} 0 , \tag{2.14}$$

where Φ is the standard Gaussian c.d.f.

Remark 2.4. Under the assumptions set out in Theorem 2.4, in particular as a result of (2.13), the level α permutation test of the null $H^{(1)}: \rho_1 = 0$ based on the test statistic $\sqrt{n}\hat{\rho}_n/\hat{\gamma}_n$ is asymptotically valid. ■

Remark 2.5. If the dependence parameter m is known, one may replace the upper limit b_n in (2.11) with $m + 2$, since, for all $k > m + 2$,

$$\begin{aligned}
\text{Cov}(X_1 X_2, X_{k+1} X_{k+2}) &= 0 \\
\text{Cov}(X_1^2, X_k^2) &= 0 \\
\text{Cov}(X_1^2, X_i X_{k+1}) &= 0 \\
\text{Cov}(X_1 X_2, X_k^2) &= 0 .
\end{aligned} \tag{2.15}$$

However, the construction provided in Theorem 2.4 does not require knowledge of m . In general, we require that b_n is sufficiently large, in order to guarantee convergence of the estimator of $\hat{\gamma}_n^2$. ■

Example 2.1. (*Products of i.i.d. random variables*) Let $\{Z_n, n \in \mathbb{N}\}$ be mean zero, i.i.d., non-constant random variables, such that

$$\mathbb{E} [Z_1^8] < \infty . \quad (2.16)$$

Fix $m \in \mathbb{N}$, and, for each i , let

$$X_i = \prod_{j=i}^{i+m-1} Z_j . \quad (2.17)$$

We observe that the sequence $\{X_i, i \geq 1\}$ is stationary and m -dependent, and that, by Fubini's theorem, the X_i have uniformly bounded 8th moments. It now suffices to show that κ^2 and τ_1^2 are finite and strictly greater than 0, and γ_1^2 , as defined in (2.9), is finite and strictly greater than zero. Let M_k be the k th moment of Z_1 , $k \geq 1$. Simple calculations show that

$$\begin{aligned} \text{Var} (X_1 X_2) &= M_2^2 M_4^{m-1} \\ \text{Cov} (X_1 X_2, X_k X_{k+1}) &= 0 , \quad k \geq 2 . \end{aligned} \quad (2.18)$$

Hence

$$\tau_1^2 = \frac{M_4^{m-1}}{M_2^{2(m-1)}} \in (0, \infty) .$$

Additionally, we have that

$$\begin{aligned} \kappa^2 &= M_4^m - M_2^{2m} \in (0, \infty) \\ \nu_1 &= 0 . \end{aligned}$$

Hence we have that $\gamma_1^2 = M_4^{m-1} \in (0, \infty)$. It follows that we may apply the result of Theorem 2.4, and conclude that the rejection probability of the permutation test based on the test statistic $\sqrt{n}\hat{\rho}_n/\hat{\gamma}_n$ converges to α as $n \rightarrow \infty$.

Remark 2.6. Example 2.1 also provides an illustrative example of the need for studentization in the permutation test. Indeed, in the setting of Example 2.1, for $r \in \mathbb{N}$ odd, let

$$Z_i = G_i^r , \quad (2.19)$$

where $\{G_i, i \in \mathbb{Z}\}$ are independent standard Gaussian random variables. Hence

$$\gamma_1^2 = \left(\frac{\mathbb{E}[G_i^{4r}]}{\mathbb{E}[G_i^{4r}]^2} \right)^{m-1} = \left(\frac{(4r-1)!!}{((2r-1)!!)^2} \right)^{m-1} .$$

By Theorems and 2.2 and 2.3, it follows that the asymptotic rejection probability of the level α two-sided permutation test, based on the test statistic $\sqrt{n}\hat{\rho}_n$, converges to

$$2 \left(1 - \Phi \left(\left(\frac{((2r-1)!!)^2}{(4r-1)!!} \right)^{\frac{m-1}{2}} z_{1-\alpha/2} \right) \right) ,$$

as $n \rightarrow \infty$, where $z_{1-\alpha/2}$ is the $\alpha/2$ quantile of the standard normal distribution. It follows that this rejection probability can be arbitrarily close to 1 for large values of n , m and r . Therefore, by continuity, there exists a distribution Q_n of (X_1, \dots, X_n) such that $\rho(1) < 0$, but the two-sided permutation test based on $\sqrt{n}\hat{\rho}_n$ would reject $H^{(1)}$, with probability arbitrarily close to $1/2$, and conclude that the first-order sample autocorrelation is greater than zero, when, in fact, the opposite is true. ■

We have shown that a permutation test of the hypothesis $H^{(1)}: \rho_1 = 0$ is asymptotically valid under assumptions of m -dependence, with the permutation distribution converging in probability to the standard Gaussian distribution.

In Section 3, we extend the results of this section to a much richer class of time series, such as ARMA processes, and processes for which there can be dependence between X_i and X_j for arbitrarily large values of $|i - j|$. We extend these results by imposing a small additional constraint on the moments of the sequence, and by imposing fairly standard assumptions on the mixing coefficients of the underlying process.

3 Permutation distribution for α -mixing sequences

In order to extend the results of Section 2 to the broader setting of α -mixing sequences, we will show that an appropriately studentized version of the first-order sample autocorrelation has permutation distribution asymptotically not depending on the underlying process $\{X_n, n \in \mathbb{N}\}$, and that, under the null hypothesis $H^{(1)}: \rho_1 = 0$, the test statistic has asymptotic distribution equal to that of the permutation distribution. As a review, let $\{X_n, n \in \mathbb{Z}\}$ be a stationary sequence of random variables, adapted to the filtration $\{\mathcal{F}_n\}$. Let

$$\mathcal{G}_n = \sigma(X_r : r \geq n) . \tag{3.1}$$

For $n \in \mathbb{N}$, let $\alpha_X(n)$ be Rosenblatt's α -mixing coefficient, defined as

$$\alpha_X(n) = \sup_{A \in \mathcal{F}_0, B \in \mathcal{G}_n} |\mathbb{P}(A \cap B) - \mathbb{P}(A)\mathbb{P}(B)| . \tag{3.2}$$

We say that $\{X_n\}$ is α -mixing if $\alpha_X(n) \rightarrow 0$ as $n \rightarrow \infty$.

Note that, analogously to the discussion in Section 2, in the setting of α -mixing sequences, all exchangeable sequences are also independent², i.e. any such testing procedure will retain the exactness property under the additional assumption of independence of the X_i , and this is the only condition under which the randomization hypothesis holds.

Unfortunately, however, the method of proof used in Section 2 can no longer apply, since the dependency graph of an arbitrary α -mixing sequence $\{X_n, n \in \mathbb{N}\}$ has infinite degree, and so we cannot apply Theorem 2.1. We proceed instead as follows, in the spirit of Noether (1950). Suppose, for now, that the sequence $\{X_n, n \in \mathbb{N}\}$ is uniformly bounded. For $\Pi_n \sim \text{Unif}(S_n)$, observing that the permutation distribution based on some test statistic $T_n(X_1, \dots, X_n)$ is the empirical distribution of $T_n(X_{\Pi_n(1)}, \dots, X_{\Pi_n(n)})$ conditional on the data $\{X_i, i \in [n]\}$, we may condition on the data and apply the central limit theorem of Wald and Wolfowitz (1943), checking that appropriate conditions on the sample variance are satisfied. This allows us to obtain a convergence result for a distribution very closely related to that of the permutation distribution, but with additional centering and scaling factors.

We are now in a position to use a double application of Slutsky's theorem for randomization distributions, in order to remove the centering and scaling factors, thus obtaining the following result.

Theorem 3.1. *Let $\{X_n, n \in \mathbb{N}\}$ be a stationary, bounded, α -mixing sequence. Suppose that*

$$\sum_{n \geq 1} \alpha_X(n) < \infty . \quad (3.3)$$

The permutation distribution of $\sqrt{n}\hat{\rho}_n$ based on the test statistic $\hat{\rho}_n = \hat{\rho}(X_1, \dots, X_n)$, with associated group of transformations S_n , the symmetric group of order n , satisfies

$$\sup_{t \in \mathbb{R}} \left| \hat{R}_n(t) - \Phi(t) \right| \xrightarrow{p} 0 , \quad (3.4)$$

as $n \rightarrow \infty$, where $\Phi(t)$ is the distribution of a standard Gaussian random variable.

We now wish to remove the boundedness constraint of Theorem 3.1 and extend its result to the setting of stationary, α -mixing sequences with uniformly bounded moments of some order. In order to do this, we require the following lemma.

Lemma 3.1. *For each $N, n \in \mathbb{N}$, let $G_{N,n} : \mathbb{R} \rightarrow \mathbb{R}$ be a nondecreasing random function such that, for each N , and for all $t \in \mathbb{R}$, as $n \rightarrow \infty$,*

$$G_{N,n}(t) \xrightarrow{p} g_N(t) , \quad (3.5)$$

²A proof of this statement is given in Lemma S.3.1 of the supplement.

where, for each N , $g_N : \mathbb{R} \rightarrow \mathbb{R}$ is a function. Suppose further that, as $N \rightarrow \infty$, for each $t \in \mathbb{R}$,

$$g_N(t) \rightarrow g(t) , \quad (3.6)$$

where $g : \mathbb{R} \rightarrow \mathbb{R}$ is continuous. Then, there exists a sequence $N_n \rightarrow \infty$ such that, for all $t \in \mathbb{R}$, as $n \rightarrow \infty$,

$$G_{N_n, n}(t) \xrightarrow{p} g(t) . \quad (3.7)$$

We may now proceed to extend Theorem 3.1 as follows. Let $\{X_i, i \geq 1\}$ be an α -mixing sequence, with summable α -mixing coefficients, and let $G_{N, n}(t)$ be the permutation distribution, evaluated at t , of the truncated sequence $Y_i = (X_i \wedge N) \vee (-N)$, based on the test statistic $\sqrt{n}\hat{\rho}_n$. Let $g_N = g = \Phi$, where Φ is the distribution of a standard Gaussian random variable. By Theorem 3.1, the conditions of Lemma 3.1 are satisfied, so we apply Lemma 3.1 in order to find an appropriate sequence of truncation parameters N_n .

Then, for $\Pi_n \sim \text{Unif}(S_n)$, and $Y_i = (X_i \wedge N_n) \vee (-N_n)$, we relate the first-order sample autocorrelation $\hat{\rho}_n(X_{\Pi_n(1)}, \dots, X_{\Pi_n(n)})$ to the truncated first-order sample autocorrelation $\hat{\rho}_n(Y_{\Pi_n(1)}, \dots, Y_{\Pi_n(n)})$. Bounding the difference of these two autocorrelations in probability using Doukhan (1994), Section 1.2.2, Theorem 3, and applying Slutsky's theorem for randomization distributions once more, we obtain the following result.

Theorem 3.2. *Let $\{X_n, n \in \mathbb{N}\}$ be a stationary, α -mixing sequence, with mean 0 and variance 1. Suppose that, for some $\delta > 0$,*

$$\sum_{n \geq 1} \alpha_X(n)^{\frac{\delta}{2+\delta}} < \infty , \quad (3.8)$$

and

$$\mathbb{E} \left[|X_1|^{8+4\delta} \right] < \infty . \quad (3.9)$$

Then, the permutation distribution of $\sqrt{n}\hat{\rho}_n$ based on the test statistic $\hat{\rho}_n = \hat{\rho}_n(X_1, \dots, X_n)$, with associated group of transformations S_n , the symmetric group of order n , satisfies

$$\sup_{t \in \mathbb{R}} \left| \hat{R}_n(t) - \Phi(t) \right| \xrightarrow{p} 0 , \quad (3.10)$$

where $\Phi(t)$ is the distribution of a standard Gaussian random variable.

As in the case of m -dependence, despite the asymptotic normality of the permutation distribution, we may still not, in general, use a permutation test in this setting, since the

asymptotic distribution of the test statistic under the null may not be the same as the permutation distribution. To that end, we again consider studentizing the test statistic $\sqrt{n}\hat{\rho}_n$ by an appropriate estimator of its standard deviation.

Lemma 3.2. *Let $\{X_n, n \in \mathbb{N}\}$ be a stationary, α -mixing sequence such that, for some $\delta > 0$,*

$$\mathbb{E} \left[|X_1|^{8+4\delta} \right] < \infty , \quad (3.11)$$

and

$$\sum_{n \geq 1} \alpha_X(n)^{\frac{\delta}{2+\delta}} < \infty . \quad (3.12)$$

Let

$$\begin{aligned} \kappa^2 &= \text{Var} (X_1^2) + 2 \sum_{k \geq 2} \text{Cov} (X_1^2, X_k^2) \\ \tau_1^2 &= \text{Var} (X_1 X_2) + 2 \sum_{k \geq 2} \text{Cov} (X_1 X_2, X_k X_{k+1}) \\ \nu_1 &= \text{Cov} (X_1 X_2, X_1^2) + \sum_{k \geq 2} \text{Cov} (X_1^2, X_k X_{k+1}) + \sum_{k \geq 2} \text{Cov} (X_1 X_2, X_k^2) . \end{aligned} \quad (3.13)$$

Let

$$\gamma_1^2 = \frac{1}{\sigma^4} (\tau_1^2 - 2\rho_1\nu_1 + \rho_1^2\kappa^2) . \quad (3.14)$$

Suppose that $\kappa^2, \tau_1^2, \gamma_1^2 \in (0, \infty)$. Let $b_n = o(\sqrt{n})$ be such that $b_n \rightarrow \infty$ as $n \rightarrow \infty$. Let \hat{K}_n^2 , \hat{T}_n^2 , and $\hat{\nu}_n$ be as in (2.11), and let $\hat{\gamma}_n^2$ be as in (2.12). Then, as $n \rightarrow \infty$,

$$\hat{\gamma}_n^2 \xrightarrow{P} \gamma_1^2 . \quad (3.15)$$

Lemma 3.3. *In the setting of Lemma 3.2, let $\Pi_n \sim \text{Unif}(S_n)$, independent of the sequence $\{X_n, n \in \mathbb{N}\}$. For $i \in \mathbb{N}$, let*

$$\begin{aligned} \tilde{Y}_i &= (X_{\Pi_n(i)} - \bar{X}_n) (X_{\Pi_n(i+1)} - \bar{X}_n) \\ \tilde{Z}_i &= (X_{\Pi_n(i)} - \bar{X}_n)^2 . \end{aligned} \quad (3.16)$$

Let

$$\begin{aligned}
\hat{K}_n^2 &= \frac{1}{n} \sum_{i=1}^n \left(\tilde{Z}_i - \bar{\tilde{Z}}_n \right)^2 + \frac{2}{n} \sum_{j=1}^{b_n} \sum_{i=1}^{n-j} \left(\tilde{Z}_i - \bar{\tilde{Z}}_n \right) \left(\tilde{Z}_{i+j} - \bar{\tilde{Z}}_n \right) \\
\hat{T}_n^2 &= \frac{1}{n} \sum_{i=1}^{n-1} \left(\tilde{Y}_i - \bar{\tilde{Y}}_n \right)^2 + \frac{2}{n} \sum_{j=1}^{b_n} \sum_{i=1}^{n-j-1} \left(\tilde{Y}_i - \bar{\tilde{Y}}_n \right) \left(\tilde{Y}_{i+j} - \bar{\tilde{Y}}_n \right) \\
\hat{\nu}_n &= \frac{1}{n} \sum_{i=1}^{n-1} \left(\tilde{Y}_i - \bar{\tilde{Y}}_n \right) \left(\tilde{Z}_i - \bar{\tilde{Z}}_n \right) + \frac{1}{n} \sum_{j=1}^{b_n} \sum_{i=1}^{n-j-1} \left(\tilde{Z}_i - \bar{\tilde{Z}}_n \right) \left(\tilde{Y}_{i+j} - \bar{\tilde{Y}}_n \right) + \\
&\quad + \frac{1}{n} \sum_{j=1}^{b_n} \sum_{i=1}^{n-j} \left(\tilde{Y}_i - \bar{\tilde{Y}}_n \right) \left(\tilde{Z}_{i+j} - \bar{\tilde{Z}}_n \right) .
\end{aligned} \tag{3.17}$$

Let

$$\hat{\gamma}_n^2 = \frac{1}{\hat{\sigma}_n^4} \left[\hat{T}_n^2 - \hat{\rho}_n \hat{\nu}_n + \hat{\rho}_n^2 \hat{K}_n^2 \right] . \tag{3.18}$$

We have that, as $n \rightarrow \infty$,

$$\hat{\gamma}_n^2 \xrightarrow{P} 1 . \tag{3.19}$$

With the results of Lemmas 3.2 and 3.3, we may once again apply Slutsky's theorem for randomization distributions and conclude the following.

Theorem 3.3. *Let $\{X_n, n \in \mathbb{N}\}$ be a strictly stationary, α -mixing sequence, with variance σ^2 and first-order autocorrelation ρ_1 , such that, for some $\delta > 0$,*

$$\mathbb{E} \left[|X_1|^{8+4\delta} \right] < \infty , \tag{3.20}$$

and

$$\sum_{n \geq 1} \alpha_X(n)^{\frac{\delta}{2+\delta}} < \infty . \tag{3.21}$$

Let $\kappa^2, \tau_1^2, \nu_1$ and γ_1^2 be as in Theorem 2.3. Suppose that $\kappa^2, \tau_1^2, \gamma_1^2 \in (0, \infty)$. Let $b_n = o(\sqrt{n})$ be such that $b_n \rightarrow \infty$ as $n \rightarrow \infty$. Let \hat{K}_n^2, \hat{T}_n^2 , and $\hat{\nu}_n$ be as in (2.11), and let $\hat{\gamma}_n^2$ be as in (2.12).

i) We have that, as $n \rightarrow \infty$,

$$\frac{\sqrt{n}(\hat{\rho}_n - \rho_1)}{\hat{\gamma}_n} \xrightarrow{d} N(0, 1) . \tag{3.22}$$

ii) Let \hat{R}_n be the permutation distribution, with associated group of transformations S_n , the symmetric group of order n , based on the test statistic $\sqrt{n}\hat{\rho}_n/\hat{\gamma}_n$. Then, as $n \rightarrow \infty$,

$$\sup_{t \in \mathbb{R}} \left| \hat{R}_n(t) - \Phi(t) \right| \xrightarrow{p} 0 , \quad (3.23)$$

where Φ is the standard Gaussian c.d.f.

We now illustrate the application of Theorem 3.3 to the class of stationary ARMA processes.

Example 3.1. (*ARMA process*) Let $\{X_i, i \in \mathbb{Z}\}$ satisfy the equation

$$\sum_{i=0}^p B_i X_{t-i} = \sum_{k=0}^q A_k \epsilon_k , \quad (3.24)$$

where the ϵ_k are independent and identically distributed, and $\mathbb{E}\epsilon_k = 0$, i.e. X is an ARMA(p, q) process. Let X have first-order autocorrelation $\rho = 0$. Let

$$P(z) := \sum_{i=0}^p B_i z^i . \quad (3.25)$$

If the equation $P(z) = 0$ has no solutions inside the unit circle $\{z \in \mathbb{C} : |z| \leq 1\}$, there exists a unique stationary solution to (3.24). By Mokkadem (1988), Theorem 1, if the distribution of the ϵ_k is absolutely continuous with respect to Lebesgue measure on \mathbb{R} , and also that, for some $\delta > 0$,

$$\mathbb{E} \left[|\epsilon_1|^{8+4\delta} \right] > 0 , \quad (3.26)$$

we have that the sequence $\{X_i, i \in \mathbb{N}\}$ satisfies the conditions of Theorem 3.3, as long as γ_1^2 , as defined in (2.9), is finite and positive. Therefore, asymptotically, the rejection probability of the permutation test applied to such a sequence will be equal to the nominal level α .

Example 3.2. (*AR(2) process*) We specialize Example 3.1 to the case of an AR(2) process with first-order autocorrelation equal to 0. Suppose that the strictly stationary sequence $\{X_i, i \geq 1\}$ satisfies, for all $t > 2$, the equation

$$X_t = \phi X_{t-1} + \rho X_{t-2} + \epsilon_t , \quad (3.27)$$

where the ϵ_t are as in Example 3.1. The first-order autocorrelation of X is given by

$$\rho(1) = \frac{\phi}{1 - \rho} . \quad (3.28)$$

Hence, for X to be such that $\rho(1) = 0$, we must have that $\phi = 0$. In particular, it follows that $\{X_{2i}, i \geq 1\}$ and $\{X_{2i-1}, i \geq 1\}$ are independent and identically distributed stationary AR(1) processes with parameter ρ . By the same argument as in Example 3.1, the requisite α -mixing condition is satisfied, and so, in order for the result of Theorem 3.3 to apply, it suffices to show that τ_1^2 , κ^2 , and ν_1 , as defined in (2.11), are finite and nonzero. If so, since $\rho(1) = 0$, we have that $\gamma_1^2 = \tau_1^2/\sigma^4$, and so the variance condition on γ_1^2 is automatically satisfied. We begin by noting that, for i odd,

$$\text{Cov}(X_1, X_i) = \rho^{\frac{i-1}{2}} \text{Var}(X_1) , \quad (3.29)$$

and similarly for the covariance between X_2 and X_i , for i even. Also, note that $\mathbb{E}[X_1] = 0$. Simple calculations show that

$$\begin{aligned} \text{Var}(X_1 X_2) &= \text{Var}(X_1)^2 \\ \text{Cov}(X_1 X_2, X_k X_{k+1}) &= \rho^{k-1} \text{Var}(X_1)^2 , \quad k \geq 2 . \end{aligned} \quad (3.30)$$

It follows that $\tau_1^2 \in (0, \infty)$. Similarly, we have that

$$\nu_1 = 0 , \quad (3.31)$$

and we have that

$$\text{Cov}(X_1^2, X_k^2) = \begin{cases} \rho^{k-1} \text{Var}(X_1^4) , & \text{if } k \in 2\mathbb{N} , \\ 0 , & \text{otherwise.} \end{cases} \quad (3.32)$$

It follows that $\gamma_1^2 \in (0, \infty)$, and so the result of Theorem 3.3 holds in this case.

Remark 3.1. In this section, we have only considered a permutation test of the hypothesis $H^{(1)}$: $\rho(1) = 0$. However, analogously, one may prove a similar result for a permutation testing procedure for the hypothesis $H^{(k)}$: $\rho_k = \rho(k) = 0$, where $k \in \mathbb{N}$ is fixed. Indeed, note that the sequence $\{\tilde{Y}_i : i \geq 1\}$, where $\tilde{Y}_i = X_i X_{i+k}$ is α -mixing, with α -mixing coefficients given by

$$\alpha_\xi(n) = \alpha_X(n - k) . \quad (3.33)$$

Furthermore, for Π_n a random permutation independent of the X_i , under appropriate moment conditions for the X_i , we also have that

$$\frac{1}{\sqrt{n}} \sum_{i=1}^{n-1} X_{\Pi_n(i)} X_{\Pi_n(i+1)} \stackrel{d}{=} \frac{1}{\sqrt{n}} \sum_{i=1}^{n-k} X_{\Pi_n(i)} X_{\Pi_n(i+k)} + o_p(1) , \quad (3.34)$$

since, for any fixed element $\sigma \in S_n$, $\Pi_n \sigma \stackrel{d}{=} \Pi_n$. Hence, defining an appropriate estimator of the variance of $\hat{\rho}_n(k)$, we may similarly construct an asymptotically valid permutation test under the hypothesis $H^{(k)}$. To be precise, let $Y_i = (X_i - \bar{X}_n)(X_{i+k} - \bar{X}_n)$, and let $Z_i = (X_i - \bar{X}_n)^2$. Let

$$\begin{aligned} \hat{T}_{n,k}^2 &= \frac{1}{n} \sum_{i=1}^{n-1} (Y_i - \bar{Y}_n)^2 + \frac{2}{n} \sum_{j=1}^{b_n} \sum_{i=1}^{n-j-k} (Y_i - \bar{Y}_n)(Y_{i+j} - \bar{Y}_n) \\ \hat{\nu}_{n,k} &= \frac{1}{n} \sum_{i=1}^{n-1} (Y_i - \bar{Y}_n)(Z_i - \bar{Z}_n) + \frac{1}{n} \sum_{j=1}^{b_n} \sum_{i=1}^{n-j-k} (Z_i - \bar{Z}_n)(Y_{i+j} - \bar{Y}_n) + \\ &\quad + \frac{1}{n} \sum_{j=1}^{b_n} \sum_{i=1}^{\min\{n-j, n-k\}} (Y_i - \bar{Y}_n)(Z_{i+j} - \bar{Z}_n) . \end{aligned} \quad (3.35)$$

Let \hat{K}_n^2 and κ^2 be defined as in Lemma 3.2. Let

$$\hat{\gamma}_{n,k}^2 = \frac{1}{\hat{\sigma}_n^4} \left(\hat{T}_{n,k}^2 - 2\hat{\rho}_n(k)\hat{\nu}_k + \hat{\rho}_n(k)^2 \hat{K}_n^2 \right) , \quad (3.36)$$

where $\hat{\rho}_n(k)$ is the sample k -th order autocorrelation. Let

$$\begin{aligned} \tau_k^2 &= \text{Var}(X_1 X_{k+1}) + 2 \sum_{j \geq 2} \text{Cov}(X_1 X_{k+1}, X_j X_{j+k}) \\ \nu_k &:= \text{Cov}(X_1 X_{k+1}, X_1^2) + \sum_{j \geq 2} \text{Cov}(X_1^2, X_j X_{j+k}) + \sum_{j \geq 2} \text{Cov}(X_1 X_{k+1}, X_j^2) , \end{aligned} \quad (3.37)$$

and let

$$\gamma_k^2 = \frac{1}{\sigma^4} \left(\tau_k^2 - 2\rho_k \nu_k + \rho_k^2 \kappa^2 \right) . \quad (3.38)$$

Assume that $\tau_k^2, \kappa^2 \in \mathbb{R}_+$ and $\gamma_k^2 \in \mathbb{R}_+$. Under the same conditions on the sequence $\{X_n, n \in \mathbb{N}\}$ as in Theorem 3.3, by an identical argument to the one given in the case $k = 1$, we will have that the permutation distribution based on the test statistic $\sqrt{n}\hat{\rho}_n(k)/\hat{\gamma}_{n,k}$, with associated group of transformations S_n , will satisfy (3.23), and the test statistic will satisfy a central limit theorem analogous to (3.22). ■

Having developed a permutation testing framework, we further derive an array version of Theorem 3.3, in order to provide a procedure under which one may compute the limiting power of the permutation test under local alternatives.

Theorem 3.4. *For each $n \in \mathbb{N}$, let $\{X_i^{(n)}, i \in [n]\}$, be stationary sequences of random variables. Suppose that the $X_i^{(n)}$ are bounded, uniformly in i and n , and that*

$$\sum_{n \geq 1} \sup_{r \geq n+1} \alpha_{X^{(r)}}(n) < \infty . \quad (3.39)$$

The permutation distribution of $\sqrt{n}\hat{\rho}_n$, based on the test statistic $\hat{\rho}_n = \hat{\rho}_n(X_1^{(n)}, \dots, X_n^{(n)})$, with associated group of transformations S_n , the symmetric group of order n , satisfies, as $n \rightarrow \infty$,

$$\sup_{t \in \mathbb{R}} \left| \hat{R}_n(t) - \Phi(t) \right| \xrightarrow{p} 0 . \quad (3.40)$$

We may view Theorem 3.4 as an extension of Theorem 3.1. Analogously, we may extend Theorem 3.2, and Lemmas 3.2 and 3.3, and hence the result of Theorem 3.3 holds for triangular arrays of stationary, α -mixing sequences, replacing the condition (3.20) with

$$\sup_{n \geq 1} \mathbb{E} \left[\left| X_1^{(n)} \right|^{8+4\delta} \right] < C , \quad (3.41)$$

and the condition (3.21) with

$$\sum_{n \geq 1} \max_{r \geq n+1} \alpha_{X^{(r)}}(n)^{\frac{\delta}{2+\delta}} < \infty . \quad (3.42)$$

In particular, it follows that we may apply the result of Theorem 3.4 to triangular arrays of stationary sequences, where instead of (3.22), we have the result

$$\frac{\sqrt{n}(\hat{\rho}_n - \rho_n)}{\hat{\gamma}_n} \xrightarrow{d} N(0, 1) , \quad (3.43)$$

where ρ_n , and $\hat{\gamma}_n$ are defined analogously to Theorem 3.3.

It follows that we may compute the power function of the permutation test under appropriate sequences of limiting local alternatives.

Example 3.3. (*AR(1) process*) Consider a triangular array of AR(1) processes, given by

$$X_i^{(n)} = \rho_n X_{i-1}^{(n)} + \epsilon_i^{(n)} , \quad i \in \{2, \dots, n\} , \quad (3.44)$$

where $\rho_n = h/\sqrt{n}$, for some fixed constant $h \in (0, 1)$, and the $\epsilon_i^{(n)}$ form a triangular array of independent standard Gaussian random variables. For each n , the autoregressive process defined in 3.44 has a unique stationary solution, in which $(X_1^{(n)}, \dots, X_n^{(n)})$ follows a multivariate Gaussian distribution, with mean 0 and covariance matrix given by

$$\text{Cov} \left(X_i^{(n)}, X_j^{(n)} \right) = \frac{\rho_n^{|i-j|}}{1 - \rho_n^2} . \quad (3.45)$$

Consider the problem of testing $H^{(1)}: \rho_1 = 0$ against the alternative $\rho_1 > 0$, using the permutation test described in Theorem 3.4.

By Theorem 1 of Mokkadem (1988), we have that condition (3.42) is satisfied for e.g. $\delta = 1/2$, and, since the $X_i^{(n)}$ have uniformly bounded second moment and are normally distributed, we also have that condition (3.41) is satisfied.

Hence, letting ϕ_n denote the permutation test conducted on the sequence $\{X_i^{(n)}, i \in [n]\}$, we may apply the analogous result of Theorem 3.4 to the triangular array of AR processes, whence, by an application of Slutsky's theorem, we obtain that

$$\frac{\sqrt{n}\hat{\rho}_n}{\hat{\gamma}_n} - \frac{h}{\gamma^{(n)}} \xrightarrow{d} N(0, 1), \quad (3.46)$$

and that the local limiting power function satisfies, for $z_{1-\alpha}$ the upper α quantile of the standard Gaussian distribution,

$$\mathbb{E}_{\rho_n}\phi_n \rightarrow 1 - \Phi\left(z_{1-\alpha} - \lim_{n \rightarrow \infty} \frac{h}{\gamma^{(n)}}\right), \quad (3.47)$$

and

$$(\gamma^{(n)})^2 = \frac{1}{\sigma_n^4} \left[(\tau^{(n)})^2 - 2\rho_n\nu_1^{(n)} + \rho_n^2 (\kappa^{(n)})^2 \right], \quad (3.48)$$

where

$$\begin{aligned} (\kappa^{(n)})^2 &= \text{Var}\left(\left(X_1^{(n)}\right)^2\right) + 2 \sum_{k \geq 2} \text{Cov}\left(\left(X_1^{(n)}\right)^2, \left(X_k^{(n)}\right)^2\right) \\ (\tau^{(n)})^2 &= \text{Var}\left(X_1^{(n)} X_2^{(n)}\right) + 2 \sum_{k \geq 2} \text{Cov}\left(X_1^{(n)} X_2^{(n)}, X_k^{(n)} X_{k+1}^{(n)}\right) \\ \nu_1^{(n)} &:= \text{Cov}\left(X_1^{(n)} X_2^{(n)}, \left(X_1^{(n)}\right)^2\right) + \sum_{k \geq 2} \text{Cov}\left(\left(X_1^{(n)}\right)^2, X_k^{(n)} X_{k+1}^{(n)}\right) + \\ &\quad + \sum_{k \geq 2} \text{Cov}\left(X_1^{(n)} X_2^{(n)}, \left(X_k^{(n)}\right)^2\right). \end{aligned} \quad (3.49)$$

Example 7.16 of van der Vaart (1998) establishes local asymptotic normality of the local alternative sequence to the null model corresponding to $h = 0$. Hence, by contiguity of the sequence of alternatives, it follows that, as $n \rightarrow \infty$,

$$\gamma^{(n)} \rightarrow 1,$$

and so, as $n \rightarrow \infty$,

$$\mathbb{E}_{\rho_n} \phi_n \rightarrow 1 - \Phi(z_{1-\alpha} - h) . \quad (3.50)$$

Remark 3.2. We observe that, in the setting of Example 3.3, the one-sided studentized permutation test is LAUMP (see Lehmann and Romano (2005), Definition 13.3.3). Indeed, by Example 7.16 and Theorem 15.4 in van der Vaart (1998), coupled with the result of Lemma 13.3.2 in Lehmann and Romano (2005), we observe that the optimal local power of a one-sided test, against the alternatives $\rho_n = h/\sqrt{n}$, in the setting of Example 3.3, is

$$\beta^* = 1 - \Phi(z_{1-\alpha} - h) .$$

Since this is exactly the power in (3.50), it follows that the studentized permutation test is LAUMP.

Remark 3.3. Note that, more generally, the same argument applies when computing the limiting local power of the studentized permutation test with respect to contiguous alternatives. Indeed, if contiguity can be established for some sequence of alternatives $\{P_n, n \in \mathbb{N}\}$ with first-order autocorrelations $\rho_{1,n} = h/\sqrt{n}$, by a similar argument to the one presented in Example 3.3, we will have that the convergence of $\hat{\gamma}_n^2$ to γ_1^2 (in probability) also holds under the contiguous sequence of alternatives. Hence the limiting power of the one-sided level α studentized permutation test, under the contiguous sequence of alternatives, will also be given by

$$\mathbb{E}_{P_n} \phi_n \rightarrow 1 - \Phi\left(z_{1-\alpha} - \frac{h}{\gamma_1}\right) ,$$

as $n \rightarrow \infty$.

4 Multiple and joint hypothesis testing

In this section, we outline multiple testing procedures which may be applied to test the hypotheses $H^{(k)}$, as defined in (1.2), simultaneously. While we make use of the standard Bonferroni method of combining p -values, we argue such an approach is not overly conservative. We develop a method for testing joint null hypotheses of the form

$$H_r : \rho(1) = \rho(2) = \dots = \rho(r) = 0 .$$

It is desirable to perform such a test in a multiple testing framework, i.e. in the case of rejection of the null hypothesis, we often wish to accompany this rejection with inference on which of the individual hypotheses $H^{(k)}$ do not hold. To this end, it is necessary to construct

a procedure allowing for valid inference, in the sense that the familywise error rate (FWER) is controlled at the nominal level α . In general, we may apply the canonical Bonferroni correction; that is, given marginal p -values $\hat{p}_1, \dots, \hat{p}_r$ and a nominal level α , we reject the null hypothesis H_r if

$$\min_i \hat{p}_i \leq \frac{\alpha}{r} ,$$

and assert that the hypothesis $H^{(k)}$ does not hold for any k such that $\hat{p}_k \leq \alpha/r$. Under the further assumption of independence of p -values, we may use multiple testing procedures such as the Šidák correction, which rejects any $H^{(k)}$ for which

$$\hat{p}_k \leq 1 - (1 - \alpha)^{\frac{1}{r}} .$$

This procedure is marginally more powerful than the canonical Bonferroni procedure, but may not control FWER at the nominal level α if there is negative dependence between the \hat{p}_k . In order to understand the dependence structure between sample autocorrelations, and their corresponding permutation p -values, we have the following result.

Theorem 4.1. *In the setting of Theorem 3.3, let $r \in \mathbb{N}$, $r > 1$. For $k \in [r]$, let ρ_k be the k th-order autocorrelation, and let $\hat{\rho}_k$ be the k th-order sample autocorrelation. Let $\Sigma \in \mathbb{R}^{(r+1) \times (r+1)} = (\sigma_{ij})_{i,j=0}^r$ be such that*

$$\sigma_{ij} = \begin{cases} \text{Var}(X_1 X_{1+i}) + 2 \sum_{l>1} \text{Cov}(X_1 X_{1+i}, X_l X_{l+i}) , & i = j \\ \text{Cov}(X_1 X_{1+i}, X_1 X_{1+j}) + \sum_{l>1} [\text{Cov}(X_1 X_{1+i}, X_l X_{l+j}) + \text{Cov}(X_1 X_{1+j}, X_l X_{l+i})] , & i \neq j . \end{cases}$$

Let $A \in \mathbb{R}^{(r+1) \times r}$ be given by

$$A = \begin{pmatrix} -\frac{\rho_1}{\sigma^4} & \dots & \dots & \dots & -\frac{\rho_r}{\sigma^4} \\ \frac{1}{\sigma^2} & 0 & \dots & \dots & 0 \\ 0 & \frac{1}{\sigma^2} & 0 & \dots & 0 \\ \vdots & \vdots & \vdots & \vdots & \vdots \\ 0 & \dots & \dots & \dots & \frac{1}{\sigma^2} \end{pmatrix} .$$

Then, as $n \rightarrow \infty$,

$$\sqrt{n} \left[\begin{pmatrix} \hat{\rho}_1 \\ \vdots \\ \hat{\rho}_r \end{pmatrix} - \begin{pmatrix} \rho_1 \\ \vdots \\ \rho_r \end{pmatrix} \right] \xrightarrow{d} N(0, A^T \Sigma A) .$$

Remark 4.1. We observe that, in the i.i.d. setting, the sample autocorrelations are asymptotically independent. Indeed, in this case, we have that Σ , as defined in (4.1), is diagonal, and, for $i \neq j$, for all $l \in \{0, \dots, r\}$,

$$A_{li}A_{lj} = 0 .$$

Therefore, for $i, j \in [r]$, $i \neq j$,

$$\begin{aligned} (A^T \Sigma A)_{ij} &= \sum_{l,s=0}^r A_{li} A_{sj} \sigma_{ls} \\ &= \sum_{l=0}^r A_{li} A_{lj} \sigma_{ll} \\ &= 0 . \quad \blacksquare \end{aligned}$$

By Remark 4.1 and the uniform convergence of the permutation distribution \hat{R}_n in Theorem 3.3, we have that, for $1 \leq k \leq r$, leaving the dependence of \hat{p}_k on n implicit,

$$\hat{p}_k = 1 - \Phi \left(\frac{\hat{\rho}_n(k)}{\hat{\gamma}_{n,k}} \right) + o_p(1) ,$$

where $\hat{\gamma}_{n,k}$ is as defined in (3.36). It follows that, in some settings, such as the i.i.d. setting, the marginal p -values are asymptotically independent. Therefore we may use the Šidák correction if, for instance, we use the null hypothesis H_r as a portmanteau test of independence of realizations. However, more generally, using the Bonferroni cutoff of α/r is only marginally larger than the Bonferroni-Šidák correction, and it applies irrespective of the asymptotic dependence structure of the marginal p -values. Indeed, since, by Theorem 4.1 and Remark 4.1, any method must at least account for possibility of asymptotic independence, it follows that the cutoff should be at least as large as the Šidák correction. But since the Bonferroni correction is not much larger than the Šidák correction, there does not appear to be much gain, in terms of power, in devising a method that precisely accounts for the joint dependence among the marginal p -values. Despite this, we may use a step-down procedure, such as that of Holm (1979), to obtain a larger power.

We illustrate the application of the canonical Bonferroni procedure in Section 6, in application to historical log-return data.

5 Simulation results

Monte Carlo simulations illustrating our results are given in this section. Tables 5.1 and 5.2 tabulate the rejection probabilities of one-sided tests for the permutation tests, in addition

to those of the Ljung-Box and Box-Pierce tests. The nominal level considered is $\alpha = 0.05$. The simulation results confirm that the permutation test is valid, in that, in large samples, it approximately attains level α . The simulation results also confirm that, by contrast, both the Ljung-Box and Box-Pierce tests perform extremely poorly in non-i.i.d. settings.

As a review, the Ljung-Box and Box-Pierce tests are used to test for independence of residuals in fitting ARMA models. This is done by a portmanteau test of the null hypothesis H_r , as defined in (1.1), which is tested under the assumption that the residuals follow a Gaussian white noise process. For each $k \in \mathbb{N}$, let $\hat{\rho}_k$ be the sample k th order autocorrelation. The one-sided Ljung-Box test compares the test statistic

$$\hat{Q}_{LB,n} = n(n+2) \sum_{k=1}^r \frac{\hat{\rho}_k^2}{n-k} \quad (5.1)$$

to the quantiles of a χ_r^2 distribution, with rejection occurring for large values of $\hat{Q}_{LB,n}$. Similarly, the one-sided Box-Pierce test compares the test statistic

$$\hat{Q}_{BP,n} = n \sum_{k=1}^r \hat{\rho}_k^2 \quad (5.2)$$

to the quantiles of a χ_r^2 distribution, with rejection occurring for large values of $\hat{Q}_{BP,n}$. In the case of $r = 1$, both the one-sided Ljung-Box and Box-Pierce tests compare the test statistic

$$\hat{Q}_n = C_n \hat{\rho}_1^2 \quad (5.3)$$

to the quantiles of a χ_1^2 distribution, with rejection in both tests occurring for large values of \hat{Q}_n . The Ljung-Box and Box-Pierce tests primarily differ in their scaling in this case; namely, the Ljung-Box test takes $C_n = n(n+2)/(n-1)$ in (5.3), while the Box-Pierce test uses $C_n = n$.

In this simulation, we consider both m -dependent (in Table 5.1) and α -mixing (in Table 5.2) processes. Table 5.1 gives the null rejection probabilities for sampling distributions of the form described in Example 2.1, in the case of Gaussian products, where the values of m are listed in the first column. Note that $m = 0$ corresponds to the setting where the X_i are independent standard Gaussian random variables.

Table 5.2 gives the null rejection probabilities for processes of the form described in Example 3.2, with $\rho = 0.5$. We include one additional example in the second row of Table 5.2. The sample distribution in this row is as follows. $\{X_{2i}, i \in [n/2]\}$ and $\{X_{2i-1}, i \in [n/2]\}$ are independent and identically distributed sequences, with

$$X_{2i} = Y_{2i} Y_{2(i+1)} , \quad (5.4)$$

m	n		10	20	50	80	100	500	1000
0	Stud. Perm.		0.0511	0.0489	0.0465	0.0452	0.0500	0.0488	0.0525
	Unst. Perm.		0.0503	0.0511	0.0493	0.0470	0.0494	0.0480	0.0527
	Ljung-Box		0.0534	0.0544	0.0474	0.0488	0.0516	0.0488	0.0482
	Box-Pierce		0.0198	0.0365	0.0407	0.0448	0.0484	0.0480	0.0478
1	Stud. Perm.		0.0654	0.0578	0.0611	0.0586	0.0582	0.0532	0.0534
	Unst. Perm.		0.1010	0.1249	0.1388	0.1512	0.1553	0.1692	0.1749
	Ljung-Box		0.0888	0.1390	0.1873	0.2084	0.2102	0.2359	0.2651
	Box-Pierce		0.0342	0.1057	0.1737	0.2001	0.2039	0.2341	0.2645
2	Stud. Perm.		0.0718	0.0638	0.0661	0.0615	0.0683	0.0608	0.0582
	Unst. Perm.		0.1288	0.1588	0.2041	0.2189	0.2327	0.2580	0.2721
	Ljung-Box		0.0999	0.1912	0.2975	0.3420	0.3494	0.4425	0.4645
	Box-Pierce		0.0455	0.1555	0.2841	0.3319	0.3410	0.4414	0.4638
3	Stud. Perm.		0.0714	0.0708	0.0638	0.0713	0.0706	0.0647	0.0566
	Unst. Perm.		0.1411	0.1716	0.2332	0.2582	0.2748	0.3269	0.3364
	Ljung-Box		0.1000	0.2056	0.3404	0.4026	0.4310	0.5644	0.6034
	Box-Pierce		0.0451	0.1693	0.3252	0.3946	0.4233	0.5634	0.6033

Table 5.1: Monte Carlo simulation results for null rejection probabilities for tests of $\rho(1) = 0$, in an m -dependent Gaussian product setting.

for Y as in Example 3.2, with $\phi = 0$ and $\rho = 0.5$, and standard Gaussian innovations.

For each situation, 10,000 simulations were performed. Within each simulation, the permutation test was calculated by randomly sampling 2,000 permutations.

The results of the simulation are further illustrated in Figures 5.1 and 5.2. Figure 5.1 shows kernel density estimates³ of the distributions of the test statistic and the permutation distribution in the m -dependent setting described above. Figure 5.2 provides QQ plots of the simulated p -values against the theoretical quantiles of a $U[0, 1]$ distribution, also in the m -dependent setting. These figures further confirm the asymptotic validity of the permutation test procedure in the m -dependent setting.

We observe several computational choices to be made when applying the permutation testing framework in practice. By the results of Lemmas 3.2 and 3.3, for large values of n , the estimate $\hat{\gamma}_n^2$ will be strictly positive with high probability. However, for smaller values of n , it may be the case that a numerically negative value of $\hat{\gamma}_n^2$ is observed, either when computing the test statistic or the permutation distribution. A trivial solution to this issue is to truncate the estimate at some sufficiently small fixed lower bound $\epsilon > 0$. Note that,

³These were obtained using the `density` function in R, using the default Gaussian kernel.

Distribution	n	10	20	50	80	100	500	1000
AR(2), $N(0, 1)$ innov.	Stud. Perm.	0.0418	0.0215	0.0399	0.0420	0.0448	0.0464	0.0480
	Unst. Perm.	0.0594	0.0901	0.1212	0.1403	0.1372	0.1541	0.1658
	Ljung-Box	0.2101	0.2360	0.2570	0.2492	0.2537	0.2527	0.2607
	Box-Pierce	0.1283	0.1972	0.2411	0.2399	0.2468	0.2516	0.2603
AR(2) Prod., $N(0, 1)$ innov.	Stud. Perm.	0.0385	0.0370	0.0332	0.0375	0.0382	0.0350	0.0366
	Unst. Perm.	0.0555	0.0648	0.0836	0.0923	0.0939	0.1136	0.1181
	Ljung-Box	0.0938	0.0878	0.1012	0.1151	0.1189	0.1674	0.1708
	Box-Pierce	0.0493	0.0658	0.0913	0.1081	0.1138	0.1653	0.1705
AR(2), $U[-1, 1]$ innov.	Stud. Perm.	0.0496	0.0243	0.0390	0.0433	0.0444	0.0470	0.0464
	Unst. Perm.	0.0628	0.0940	0.1276	0.1412	0.1395	0.1569	0.1572
	Ljung-Box	0.2272	0.2464	0.2545	0.2539	0.2522	0.2530	0.2522
	Box-Pierce	0.1403	0.2051	0.2394	0.2434	0.2445	0.2517	0.2517
AR(2), $t_{9.5}$ innov.	Stud. Perm.	0.0432	0.0218	0.0385	0.0423	0.0437	0.0531	0.0459
	Unst. Perm.	0.0582	0.0902	0.1182	0.1346	0.1362	0.1581	0.1634
	Ljung-Box	0.2050	0.2316	0.2567	0.2522	0.2524	0.2654	0.2590
	Box-Pierce	0.1206	0.1941	0.2416	0.2436	0.2455	0.2638	0.2579

Table 5.2: Monte Carlo simulation results for null rejection probabilities for tests of $\rho(1) = 0$, in an α -mixing setting.

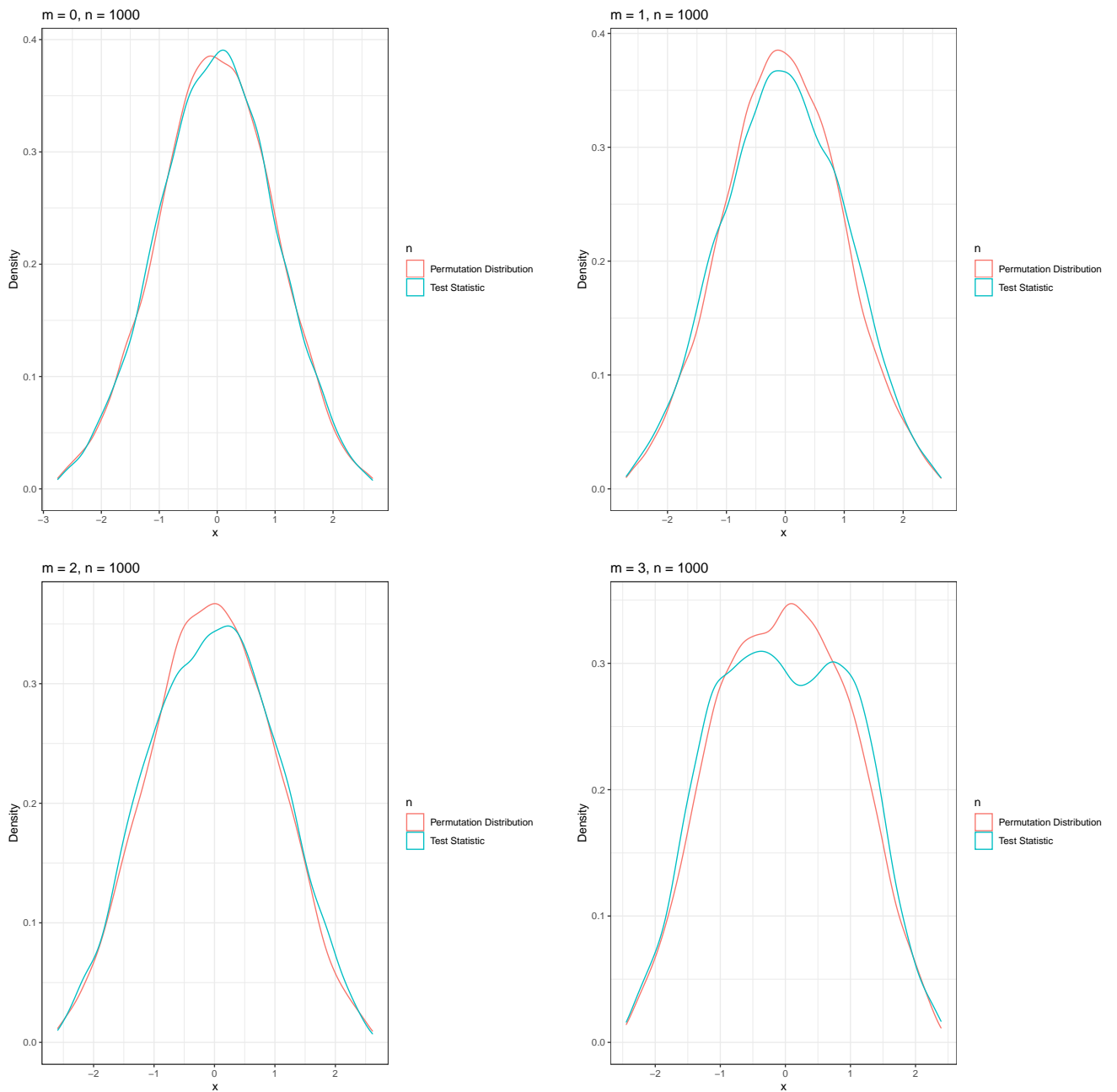


Figure 5.1: Figure showing kernel density estimates of the densities of the test statistic and permutation distribution in the m -dependent case. In the case of the permutation distribution, the KDE of the permutation distribution, pooled across simulations, is provided. The kernel used for the KDE is a Gaussian kernel.

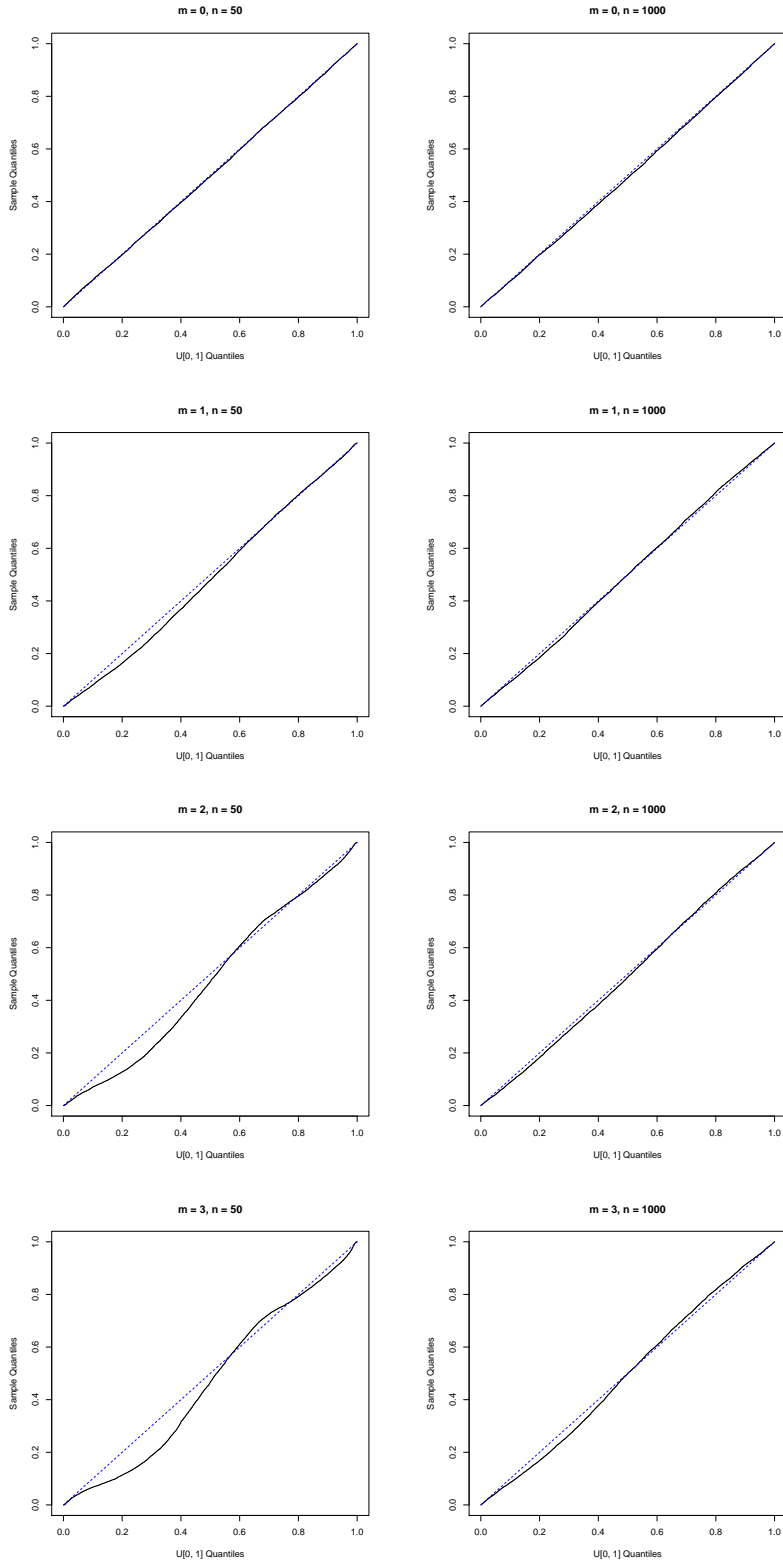


Figure 5.2: Figure showing QQ plots of the sample p -values obtained from one-sided permutation tests, in the m -dependent Gaussian product setting.

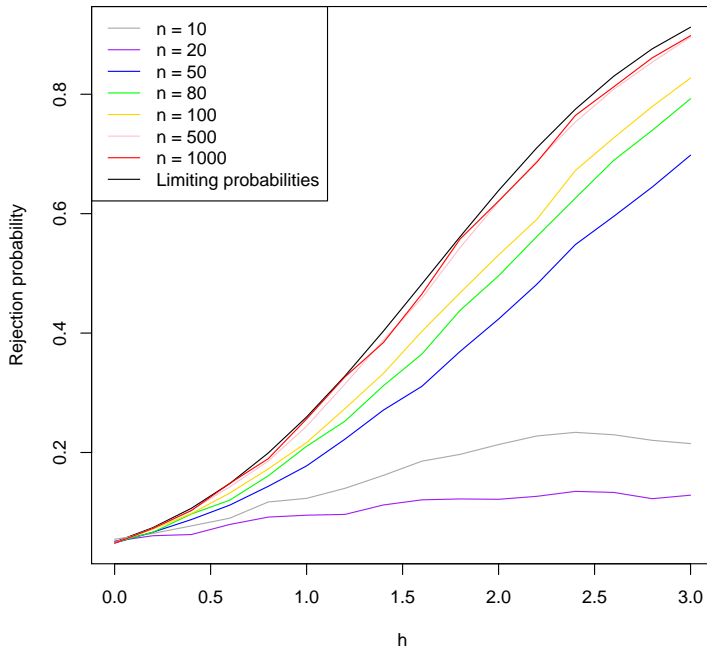


Figure 5.3: Monte Carlo simulation results for rejection probabilities of the tests $\rho(1) = 0$, in the setting of Example 3.3, for different values of h and n .

for appropriately small choices of ϵ , i.e. $\epsilon < \gamma_1^2$, the results of Lemmas 3.2 and 3.3 still hold, i.e. inference based on this choice of studentization is still asymptotically valid. In practice, however, the suitability of a choice of ϵ for a particular numerical application is affected by the distribution of the X_i . For the above simulation, a constant value of $\epsilon = 10^{-6}$ was used.

A further choice is that of the truncation sequence $\{b_n, n \in \mathbb{N}\}$ used in the definition of $\hat{\gamma}_n^2$. Any sequence $\{b_n\}$ such that, as $n \rightarrow \infty$, $b_n \rightarrow \infty$ and $b_n = o(\sqrt{n})$ will be appropriate, although, in a specific setting, some choices of $\{b_n\}$ will lead to more numerical stability than others. In the simulations above, $\{b_n\}$ was taken to be $b_n = \lfloor n^{1/3} \rfloor + 1$, where $\lfloor x \rfloor$ denotes the integer part of x .

We also provide Monte Carlo simulation results for the local limiting power of the one-sided studentized permutation test with local alternatives of the form described in Example 3.3. The nominal level considered is $\alpha = 0.05$. For each situation, 10,000 simulations were performed. Within each simulation, the permutation test was calculated by randomly sampling 2,000 permutations. Figure 5.3 shows the null rejection probabilities for different values of h .

We observe that, for large values of n , the sample rejection probabilities are very close to the theoretical rejection probabilities computed in Example 3.3.

k	1	2	3	4	5	6	7	8	9	10
SPX	0.1675	0.8665	0.4035	0.8305	0.0340	0.9340	0.6025	0.4100	0.4975	0.3610
AAPL	0.3375	0.5145	0.1255	0.3435	0.4715	0.6310	0.3845	0.0120	0.6470	0.4895

Table 6.1: Table showing the marginal p -values obtained using the permutation test for the S&P 500 index and Apple stock data.

6 Application to financial data

In this section, we describe an application of the permutation test to financial stock data.

Under the assumption that a certain version of the Efficient Market Hypothesis holds true (see Fama (1970) and Malkiel (2003) for details), we have that the daily log-returns of a stock R_t , i.e. for S_t the stock price at time t ,

$$R_t = \log(S_t) - \log(S_{t-1}) ,$$

are serially uncorrelated. Stronger versions of the Efficient Market Hypothesis assert that the daily log-returns either form a martingale sequence, or are independent. It follows that a test of the lack of correlation of observed daily log-returns can provide evidence for, or against, these versions of the Efficient Market Hypothesis.

We illustrate such portmanteau tests performed on daily closing prices for the S&P 500 index (SPX) and Apple (AAPL) stock. In particular, the hypothesis

$$H_r : \rho(1) = \dots = \rho(r) = 0 ,$$

for $r = 10$, was tested using the studentized permutation tests described in Section 3, with a Bonferroni correction. The results of these tests were compared to the corresponding results of the Ljung-Box test when applied to the data. The test was performed using closing price data, obtained from Yahoo! Finance, between the dates of 01/01/2010 and 12/31/2019. In both cases, days for which data were unavailable, such as weekends and holidays, were omitted. Plots of the log-returns are shown in Figure 6.1, and plots of the sample autocorrelations are shown in figure 6.2.

In both cases, the permutation distribution was approximated using 2,000 random permutations. In addition, the summation parameter used in the studentization term $\hat{\gamma}_n$ used was $b_n = \lceil n^{1/3} \rceil + 1$. The p -values obtained are shown in Table 6.1.

We observe that, marginally, in the case of the S&P 500 index, the p -value for $k = 5$ was significant, and, in the case of Apple stock, the marginal p -value for $k = 8$ was significant. However, in both cases, none of the p -values is significant at the $\alpha = 5\%$ level when adjusted

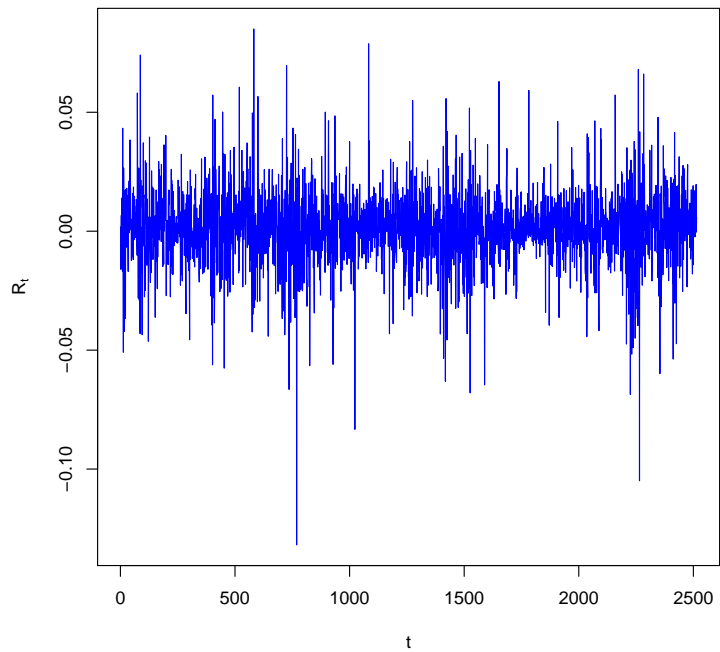
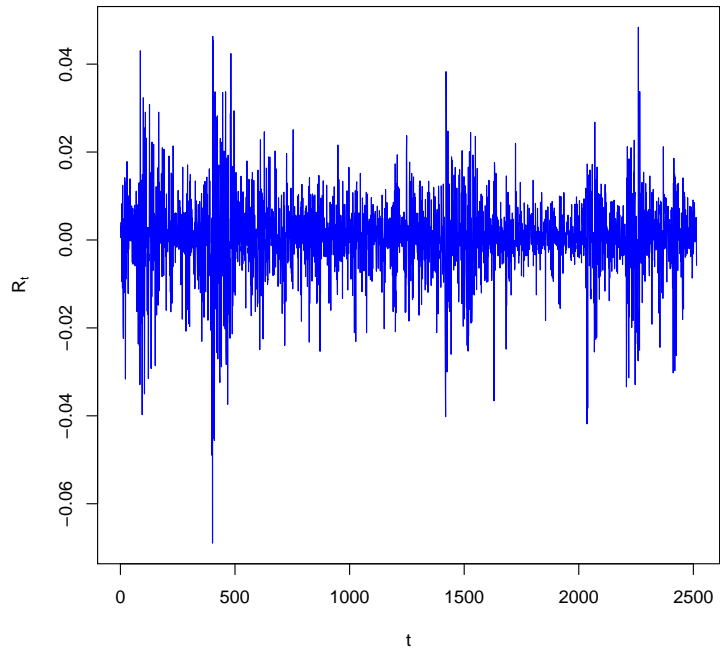


Figure 6.1: Figure showing plots of the daily log-returns R_t against time. The top plot shows log-returns for the S&P 500 index, and the bottom plot shows log-returns for Apple stock. In both plots, $t = 0$ corresponds to the first day of trading after 01/01/2010, i.e. 01/04/2010.

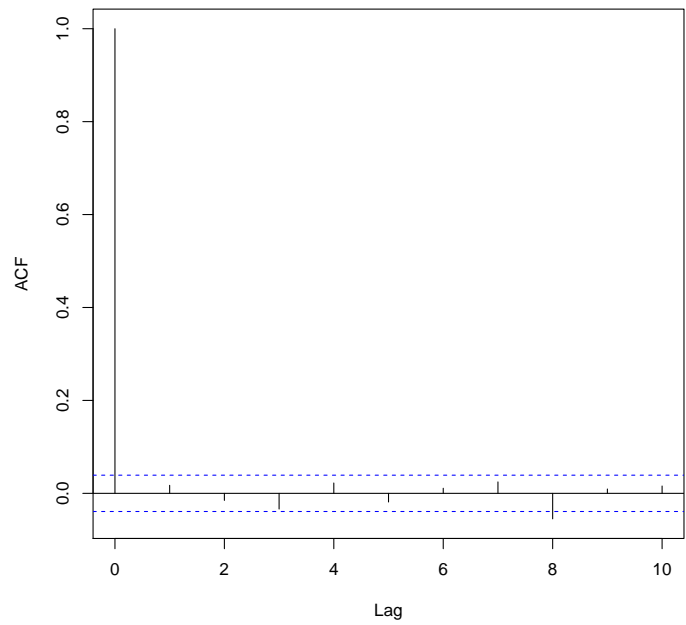
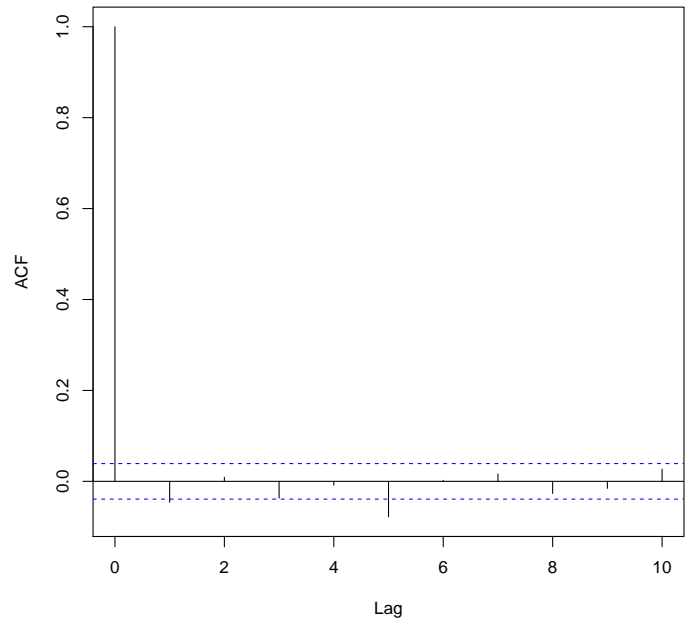


Figure 6.2: Figure showing plots of the sample autocorrelations $\hat{\rho}_k$ against time. The top plot shows sample autocorrelations for the S&P 500 index, and the bottom plot shows sample autocorrelations for Apple stock. The dotted blue lines show 95% confidence intervals under the assumption that the sequence is a Gaussian white noise process.

using a Bonferroni correction, and so we may conclude that there is no significant evidence in the data for the daily log-returns to indicate deviation from the Efficient Market Hypothesis.

By contrast, the p -values obtained using the Ljung-Box test, for all 10 lags simultaneously, were 0.0010 (in the case of the S&P 500 index), and 0.0827, in the case of Apple stock. While the results in the case of Apple stock are consistent with those of the permutation test, in the case of the S&P 500 index, we observe that the Ljung-Box test rejects the null hypothesis at the $\alpha = 5\%$ level. However, in light of the results of the permutation test and the simulation results in Section 5, this should not cast doubt upon our conclusion that no significant deviation from the Efficient Market Hypothesis is observed.

7 Testing autocovariance

In this paper, we have discussed testing the null hypothesis

$$H^{(1)}: \rho_1 = 0 , \tag{7.1}$$

where ρ_1 is the first-order autocorrelation, using permutation tests with test statistic based on the sample first-order autocorrelation $\hat{\rho}_n$. However, the hypothesis $H^{(1)}$ is equivalent to the null hypothesis

$$\tilde{H}^{(1)}: c_1 = 0 , \tag{7.2}$$

where c_1 is the first-order autocovariance. Since the sample variance $\hat{\sigma}_n^2$ is permutation invariant, it is clear that an analogous result to that of Theorem 3.2 holds for the permutation distribution based on the test statistic $\sqrt{n}\hat{c}_n$, where \hat{c}_n is the sample first-order autocovariance. In order to obtain a result similar to that of Theorem 2.3, we can apply Ibragimov's central limit theorem. Then, by results analogous to those of Lemmas 3.2 and 3.3, the following holds.

Theorem 7.1. *Let $\{X_n, n \in \mathbb{N}\}$ be a strictly stationary, α -mixing sequence, with variance σ^2 and first-order autocorrelation ρ_1 , such that, for some $\delta > 0$,*

$$\mathbb{E} \left[|X_1|^{8+4\delta} \right] < \infty , \tag{7.3}$$

and

$$\sum_{n \geq 1} \alpha_X(n)^{\frac{\delta}{2+\delta}} < \infty . \tag{7.4}$$

Let τ_1^2 be as in Theorem 2.3. Suppose that $\tau_1^2 \in (0, \infty)$. Let \hat{T}_n^2 be as defined in (2.11).

i) We have that, as $n \rightarrow \infty$,

$$\frac{\sqrt{n}(\hat{c}_n - c_1)}{\hat{T}_n} \xrightarrow{d} N(0, 1) . \quad (7.5)$$

ii) Let \hat{R}_n be the permutation distribution, with associated group of transformations S_n , the symmetric group of order n , based on the test statistic $\sqrt{n}\hat{c}_n/\hat{T}_n$. As $n \rightarrow \infty$,

$$\sup_{t \in \mathbb{R}} \left| \hat{R}_n(t) - \Phi(t) \right| \xrightarrow{p} 0 . \quad (7.6)$$

In practice, the permutation test for autocovariance produces numerically similar rejection probabilities to the permutation test based on the sample autocorrelation. Table 7.1 provides Monte Carlo simulation results for rejection probabilities for the permutation test based on the sample autocovariance, in the same settings as those discussed in Section 5.

	n	10	20	50	80	100	500	1000
m -dependent	$m = 0$	0.0515	0.0483	0.0463	0.0450	0.0498	0.0488	0.0525
	$m = 1$	0.0761	0.0571	0.0587	0.0543	0.0551	0.0511	0.0511
	$m = 2$	0.0830	0.0677	0.0640	0.0546	0.0604	0.0520	0.0511
	$m = 3$	0.0843	0.0779	0.0665	0.0689	0.0639	0.0507	0.0451
α -mixing	AR(2), $N(0, 1)$ innov.	0.0463	0.0200	0.0368	0.0388	0.0423	0.0453	0.0530
	AR(2) Prod., $N(0, 1)$ innov.	0.0467	0.0434	0.0372	0.0411	0.0387	0.0335	0.0345
	AR(2), $U[-1, 1]$ innov.	0.0529	0.0251	0.0338	0.0390	0.0396	0.0501	0.0469
	AR(2), $t_{9.5}$ innov.	0.0474	0.0225	0.0365	0.0402	0.0381	0.0493	0.0483

Table 7.1: Monte Carlo simulation results for rejection probabilities for tests of $c_1 = 0$, in multiple m -dependent and α -mixing settings.

8 Conclusions

When the fundamental assumption of exchangeability does not necessarily hold, permutation tests are invalid unless strict conditions on underlying parameters of the problem are satisfied. For instance, the permutation test of $\rho(1) = 0$ based on the sample first-order autocorrelation is asymptotically valid only when σ^2 , the marginal variance of the distribution, and γ_1^2 , where γ_1^2 is as defined in (2.9), are equal. Hence rejecting the null must be interpreted correctly,

since rejection of the null with this permutation test does not necessarily imply that the true first-order autocorrelation of the sequence is nonzero. We provide a testing procedure that allows one to obtain asymptotic rejection probability α in a permutation test setting. A significant advantage of this test is that it has the exactness property, absent from the Ljung-Box and Box-Pierce tests, under the assumption of independent and identically distributed sequences, as well as achieving asymptotic level α in a much wider range of settings than the aforementioned tests. An analogous testing procedure permits for asymptotically valid inference in a test of the k th order autocorrelation.

As described in the Introduction, correct implementation of a permutation test is crucial if one is interested in confirmatory inference via hypothesis testing; indeed, proper error control of Type 1, 2 and 3 errors can be obtained for tests of autocorrelations by basing inference on test statistics which are asymptotically pivotal. A framework has been provided for a test of serial lack of correlation in time series data, where tests for $\rho(j) = 0$ are conducted simultaneously for a large number of values of j , while maintaining error control with respect to the familywise error rate.

References

- Box, G. E. P. and Pierce, D. A. (1970). Distribution of residual autocorrelations in autoregressive-integrated moving average time series models. *Journal of the American Statistical Association*, 65(332):1509–1526.
- Bradley, R. C. (2005). Basic properties of strong mixing conditions. a survey and some open questions. *Probab. Surveys*, 2:107–144.
- Breusch, T. S. (1978). Testing for autocorrelation in dynamic linear models*. *Australian Economic Papers*, 17(31):334–355.
- Chung, E. and Romano, J. P. (2013). Exact and asymptotically robust permutation tests. *Ann. Statist.*, 41(2):484–507.
- DiCiccio, C. J. and Romano, J. P. (2017). Robust permutation tests for correlation and regression coefficients. *Journal of the American Statistical Association*, 112(519):1211–1220.
- Doukhan, P. (1994). *Mixing: Properties and Examples (Lecture Notes in Statistics)*. Springer New York.
- Fama, E. F. (1970). Efficient capital markets: A review of theory and empirical work. *The Journal of Finance*, 25(2):383–417.

- Godfrey, L. (1978). Testing against general autoregressive and moving average error models when the regressors include lagged dependent variables. *Econometrica*, 46(6):1293–1301.
- Holm, S. (1979). A simple sequentially rejective multiple test procedure. *Scandinavian Journal of Statistics*, 6(2):65–70.
- Ibragimov, I. A. (1962). Some limit theorems for stationary processes. *Theory of Probability & Its Applications*, 7(4):349–382.
- Janssen, A. (1997). Studentized permutation tests for non-i.i.d. hypotheses and the generalized Behrens-Fisher problem. *Statistics & Probability Letters*, 36(1):9–21.
- Janssen, A. and Pauls, T. (2003). How do bootstrap and permutation tests work? *Ann. Statist.*, 31(3):768–806.
- Jentsch, C. and Pauly, M. (2015). Testing equality of spectral densities using randomization techniques. *Bernoulli*, 21(2):697–739.
- Lehmann, E. L. and Romano, J. P. (2005). *Testing Statistical Hypotheses (Springer Texts in Statistics)*. Springer, 3rd edition.
- Ljung, G. M. and Box, G. E. P. (1978). On a measure of lack of fit in time series models. *Biometrika*, 65(2):297–303.
- Malkiel, B. G. (2003). The efficient market hypothesis and its critics. *Journal of Economic Perspectives*, 17(1):59–82.
- Mokkadem, A. (1988). Mixing properties of ARMA processes. *Stochastic Processes and their Applications*, 29(2):309 – 315.
- Neuhaus, G. (1993). Conditional rank tests for the two-sample problem under random censorship. *Ann. Statist.*, 21(4):1760–1779.
- Nichols, T. E. and Holmes, A. P. (2002). Nonparametric permutation tests for functional neuroimaging: A primer with examples. *Human Brain Mapping*, 15(1):1–25.
- Noether, G. E. (1950). Asymptotic properties of the Wald-Wolfowitz test of randomness. *Ann. Math. Statist.*, 21(2):231–246.
- Omelka, M. and Pauly, M. (2012). Testing equality of correlation coefficients in two populations via permutation methods. *Journal of Statistical Planning and Inference*, 142.
- Ptitsyn, A., Zvonic, S., and Gimble, J. (2006). Permutation test for periodicity in short time series data. *BMC bioinformatics*, 7 Suppl 2:S10.

- Rinott, Y. (1994). On normal approximation rates for certain sums of dependent random variables. *Journal of Computational and Applied Mathematics*, 55(2):135–143.
- Ritzwoller, D. M. and Romano, J. P. (2020). Uncertainty in the hot hand fallacy: Detecting streaky alternatives to random bernoulli sequences. Technical report 2020 - 02, Department of Statistics, Stanford University.
- Stein, C. (1972). A bound for the error in the normal approximation to the distribution of a sum of dependent random variables. In *Proceedings of the Sixth Berkeley Symposium on Mathematical Statistics and Probability, Volume 2: Probability Theory*, pages 583–602, Berkeley, Calif. University of California Press.
- van der Vaart, A. W. (1998). *Asymptotic Statistics*. Cambridge Series in Statistical and Probabilistic Mathematics. Cambridge University Press.
- Wald, A. and Wolfowitz, J. (1943). An exact test for randomness in the non-parametric case based on serial correlation. *Ann. Math. Statist.*, 14(4):378–388.