

Extrapolating continuous color emotions through deep learning

Vishaal Ram^a, Laura P. Schaposnik^{*,b}, Nikos Konstantinou^c, Eliz Volkan^d, Marietta Papadatou-Pastou^e, Banu Manav^f, Domicile Jonauskaitė^g, Christine Mohr^g
(^{*}) *Corresponding author: schapos@uic.edu*

By means of an experimental dataset, we use deep learning to implement an RGB extrapolation of emotions associated to color, and do a mathematical study of the results obtained through this neural network. In particular, we see that males (type m individuals) typically associate a given emotion with darker colors while females (type f individuals) with brighter colors. A similar trend was observed with older people and associations to lighter colors. Moreover, through our classification matrix, we identify which colors have weak associations to emotions and which colors are typically confused with other colors.

Keywords: Color-associations, emotions, neural network

I. INTRODUCTION

The relation between colours and human emotion has been studied for more than a century (e.g., see for instance [1–8]). Even longer ago, colours were commonly associated to emotions in a universal manner that allowed populations to understand quickly the given emotions. For example, for centuries in many cultures it has been said that someone “had the blues” [29] or “is feeling blue” when being down or sad. As explained in [9], the phrase “feeling blue” comes from deepwater sailing ships: If a ship lost the captain or any of the officers during its voyage, then blue flags would be shown, and a blue band would be painted along the entire hull when returning to home port.

Inspired by [10, 11] we consider their data base [12] to analyze the correlation between colours and emotions via a deep learning approach. Whilst machine learning techniques have been used before in this direction (e.g. see [13] and references therein), we take a novel approach which allows us to discern several interesting patterns.

When using a deep learning approach to quantify color-emotion associations, one expects to observe certain behaviors. In particular:

- Certain colors should have strong associations with emotion and a high classification accuracy.
- Some colors are associated with multiple emotions would have a low classification accuracy.
- Regional and geographic factors may have a factor in color emotion associations and would provide a deep learning approach to distinguish region.
- Several colors are associated with a single emotion.

Colour association studies usually consider a discrete number of colours. In particular, this is the case of the study leading to the dataset [12] which we shall use in the present paper, where participants associated emotions to 12 colour terms: red, orange, yellow, green, blue, turquoise, purple, pink, brown, black, grey, and white. It should be emphasised that the experiment did not show colours but rather gave the terms of colours and it was left to the participants imagination the choice of what those words meant.

To carry out our mathematical study, we have used the standard Decimal Code (R,G,B) to represent the 12 colours of [12], a depiction of which is in Figure 1.



FIG. 1: A depiction of the 12 colors used in [12].

In the last decades colours have also been studied in terms of emotional reactions to color hue, saturation, and brightness (e.g., [14, 15]). Here, we shall put the two approaches together to consider a novel path, where we let the colour association within our neural network take a continuum of colours, hence considering a continuous RGB analysis [30], depicted in Figure 2.



FIG. 2: A depiction of the continuous RGB palate used in the present paper.

After introducing some background in Section II, we dedicate Section III and Section IV to the main findings of our work, which can be seen in two different directions in terms of associations of individuals of type m (males) and of type f (females):

- From the classification matrix: we used a neural network approach which is different from the paper’s SVM approach [13]:
 - From the matrix we can identify which colors have weak associations to emotions and which colors are typically confused with other colors.
- Through an RGB regression we study single emotion associations as well as how associations varied across age and gender (m and f), which we have not seen previously discussed through mathematical models. In particular, we see that:
 - Males typically associated the same emotions with darker colors than females.
 - Older people do associations to lighter colors.

We shall expand on the analysis and applications of the above findings in Section V.

II. BACKGROUND: A MACHINE LEARNING APPROACH TO QUANTIFY THE SPECIFICITY OF COLOR-EMOTION

The current research was inspired by the previous work [13], and thus we shall dedicate this section to reviewing some of the main results which shall prove useful for our research and for comparison with our results. Their research proposes that color-specificity of emotion associations and country-specificity of color-emotion associations can be measured using a multivariate pattern classification approach. When classifying the data, the authors used an optimized SVM (support vector machine) approach with a 10-fold cross-validation (CV) to evaluate accuracy and considered several classifiers.

- The first classifier predicted color on the basis of 20 ratings of color-emotion associations. The classifier achieved an accuracy of 38.7% when tested on 4 countries, and achieved an accuracy of 30.4 % when the classifier was applied to a data set of 30 countries. True positive rate was the highest for black and red, followed by brown, pink, and grey. Thus they elicited very specific associations.
- The second classifier predicted country on the basis of 240 ratings of color-emotion associations to quantify the degree to which color-emotion associations are country specific. The same learning model was used and achieved an accuracy of 80.2 % when tested on the 4 countries China, Greece, Germany, and UK. The data indicated strong country-specific color-emotion associations. (e.g. association between brown and disgust was stronger in Germany than the other remaining countries, and almost non-existent in China, and participants in Greece were the only to indicate a strong association between purple and sadness).

The data used in the project comes from Forsbase’s (2019) dataset [12] obtained through an International colour-emotion survey program conducted by Domicile Jonauskaitė and Christine Mohr (PI). Since 2015, researchers from the Institute of Psychology at the University of Lausanne have been collecting data from an international color-emotion survey. The data is collected online via the online platform <https://www2.unil.ch/onlinepsylab/colour/main.php>, through which participants indicated the emotion they associated to different colour words through a graph of options, as shown in Figure 3.

The survey asks for basic information including age, gender, country of origin and language. Then the user is presented with 12 colour terms and is asked to choose one, several, or none of the 20 emotions they associate with these colour terms. Participants also rate the intensity of each associated emotion, quantified by an integer from 0 to 5. In the present paper, we shall use the data for a sample of Greek speakers from Greece, Greek speakers from Cyprus, Turkish speakers from Cyprus, and Turkish speakers from Turkey comprising 944 participants.

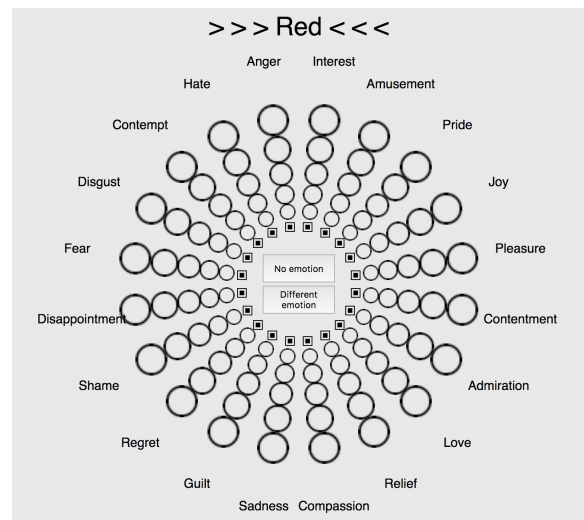


FIG. 3: Example of the platform within the survey used to collect the data in [12].

III. PREDICTING THE ASSOCIATED COLOURS

As mentioned before, the data we shall use in the present manuscript consists of 944 submissions from [12]. We shall consider the gender variables as indicating participants’ type m (male) and f (female), and shall consider the standard Decimal Code (R,G,B) conversion of the colours’ words used in [12] to carry out our mathematical study. Including age and gender, a total of 22 input variables have been used to predict the associated color. The learning structure used was a neural network with two hidden layers of size 10, and an output layer with 12 nodes, one for each color as depicted in Figure 4.

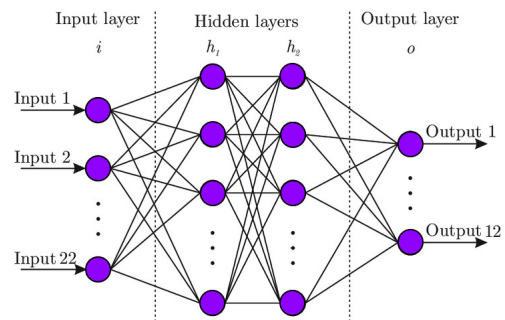


FIG. 4: Diagram of the neural network used.

The predicted color is the output node with the greatest activation. The neural network was trained using a training set of size 2000 and testing using a cross-validation set of size approximately 10000. We used the standard back-propagation algorithm to optimize the edge weight parameters of the neural network to improve the classification accuracy on the cross-validation set. Their results are summarized in Figure 5, with classification accuracy at about 33 %.

Actual\Predicted	black	blue	brown	green	grey	orange	pink	purple	red	turquoise	white	yellow
black	0.627	0.048	0.045	0.001	0.131	0.009	0.005	0.027	0.027	0.014	0.009	0.057
blue	0.053	0.267	0.083	0.015	0.045	0.097	0.066	0.035	0.030	0.145	0.139	0.026
brown	0.080	0.074	0.469	0.010	0.119	0.048	0.040	0.019	0.008	0.023	0.043	0.066
green	0.010	0.173	0.178	0.044	0.016	0.128	0.096	0.014	0.030	0.140	0.101	0.070
grey	0.278	0.052	0.162	0.001	0.308	0.027	0.021	0.023	0.019	0.013	0.039	0.037
orange	0.032	0.107	0.168	0.014	0.015	0.323	0.099	0.016	0.046	0.066	0.039	0.072
pink	0.009	0.039	0.071	0.005	0.007	0.159	0.444	0.008	0.125	0.058	0.051	0.024
purple	0.221	0.121	0.115	0.006	0.122	0.106	0.054	0.067	0.036	0.063	0.045	0.045
red	0.043	0.038	0.025	0.000	0.016	0.058	0.164	0.004	0.569	0.029	0.015	0.039
turquoise	0.008	0.219	0.056	0.052	0.012	0.115	0.098	0.016	0.023	0.209	0.174	0.018
white	0.028	0.156	0.077	0.012	0.019	0.043	0.132	0.008	0.043	0.137	0.317	0.028
yellow	0.068	0.064	0.136	0.026	0.031	0.183	0.140	0.009	0.056	0.052	0.025	0.208

FIG. 5: Confusion Matrix.

A. Accuracy depending on colours

From our study we see different levels of accuracy obtained in our predictions, allowing us to infer the level of emotional association that colours have. Indeed, the following is observed, as depicted in Figure 6:

- The colours black, brown, pink, and red are predicted with high accuracy and indicate a strong association with emotion;
- In contrast, the colors green and purple are predicted with very low accuracy and indicate weak association with emotion.

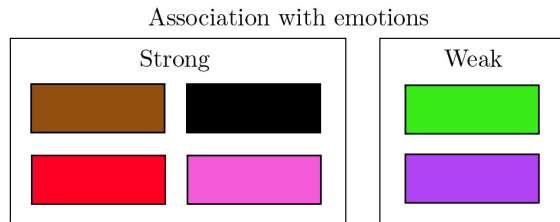


FIG. 6: Emotional association within discrete colour analysis

B. Colour exchanges

Through our study we note that some pairs of colors are frequently confused, indicating the variability of the emotional association, and the need for further understanding the relation between colours in such pairs both from the visual as well as emotional point of view. In particular we note that, as depicted in Figure 7, the following occurs:

- black and brown are confused for grey;
- blue for turquoise and green;
- orange for yellow;
- brown for green and grey;
- and white for turquoise.

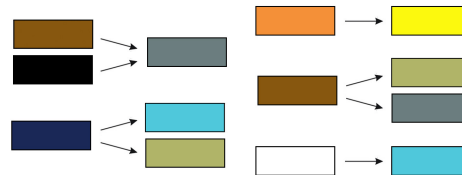


FIG. 7: Confusion exchanges

Interestingly, colors like green and purple are rarely predicted at all, even though all colors appear the same number of times. This suggests that their association to emotion is weak enough to make it beneficial for the neural network to always output a different color. In order to improve accuracy, and given the above usual exchanges of colours, we consider the following two alternative set ups to understand the colour association:

- Group similar colors to minimize confusion and improve accuracy;
- Implement a continuous RGB output instead of a classification network. This can be used to demonstrate how subtle changes in color associations are influenced by varying emotion, and it should be noted that it was not attempted in [13].

C. Grouping Colors

To improve the consistency of the color classification, one natural step is to reduce the dimension of the output layer by grouping colors by similar emotion associations in accordance to Figure 8. In particular, we have grouped together the darker colors black, grey, and purple. By reducing the dimension by a factor of two, we have significantly improved the classification accuracy to 52% from the 33% in the full color classification. One notable observation is that the brown group is more often classified as the black-grey-purple group and the blue-green-turquoise group than its own group, a pattern not observed in the classification without dimension reduction. Additionally, the white group is almost never classified correctly, most often being classified as the blue-green-turquoise group. One possible explanation being that white is mostly associated with relief, a trait that is shared among the blue-green-turquoise group. Lastly, the orange-yellow group was incorrectly classified as the blue-green-turquoise group about just as often as it was correctly classified, which again can be explained by shared emotion such as joy and pleasure.

Actual \ Predicted	black grey purple	blue green turquoise	brown	orange yellow	pink red	white
black grey purple	0.632	0.209	0.023	0.102	0.032	0.003
blue green turquoise	0.084	0.699	0.029	0.116	0.053	0.018
brown	0.310	0.320	0.243	0.111	0.010	0.005
orange yellow	0.123	0.356	0.052	0.398	0.067	0.005
pink red	0.065	0.184	0.014	0.168	0.550	0.019
white	0.087	0.627	0.004	0.057	0.128	0.096

FIG. 8: Confusion Matrix for Color Groupings.

Emotion/Color	black	blue	brown	green	grey	orange	pink	purple	red	turquoise	white	yellow
admiration	0.328	0.952	0.140	0.801	0.124	0.575	0.559	0.898	0.932	1.006	0.952	0.504
amusement	0.131	0.721	0.090	0.753	0.087	1.446	1.044	0.813	1.084	0.807	0.340	0.978
anger	1.290	0.164	0.270	0.151	0.559	0.229	0.047	0.301	1.657	0.083	0.081	0.482
compassion	0.177	0.569	0.351	0.498	0.234	0.294	0.517	0.471	0.188	0.817	1.129	0.287
contempt	0.800	0.162	0.869	0.225	0.758	0.299	0.159	0.483	0.251	0.077	0.150	0.495
contentment	0.168	1.250	0.327	1.167	0.174	0.800	0.770	0.567	0.747	1.387	1.189	0.530
disappointment	1.481	0.253	0.787	0.155	1.581	0.157	0.073	0.488	0.169	0.081	0.108	0.307
disgust	0.407	0.097	1.283	0.580	0.322	0.327	0.160	0.216	0.114	0.051	0.050	0.589
fear	2.128	0.218	0.306	0.131	0.780	0.111	0.050	0.422	0.355	0.085	0.189	0.286
guilt	1.197	0.164	0.414	0.158	0.878	0.234	0.112	0.441	0.486	0.073	0.144	0.423
hate	1.575	0.101	0.215	0.168	0.458	0.164	0.088	0.286	0.885	0.043	0.077	1.021
interest	0.451	1.201	0.298	1.019	0.289	1.033	0.840	0.917	1.088	1.053	0.813	0.733
joy	0.081	0.883	0.094	1.073	0.075	1.214	1.871	0.449	1.159	1.387	1.430	1.222
love	0.078	0.469	0.109	0.425	0.073	0.266	2.048	0.343	2.943	0.592	1.183	0.289
pleasure	0.225	1.162	0.211	1.119	0.110	1.115	1.371	0.889	1.343	1.754	1.032	0.731
pride	0.416	1.131	0.172	0.503	0.206	0.452	0.271	0.474	0.672	0.851	1.112	0.425
regret	0.392	0.249	0.406	0.208	0.440	0.162	0.115	0.428	0.145	0.230	0.719	0.202
relief	0.140	1.511	0.315	1.272	0.256	0.372	0.853	0.284	0.162	1.956	2.053	0.393
sadness	2.680	0.395	0.515	0.093	1.575	0.103	0.061	1.218	0.107	0.129	0.199	0.248
shame	0.481	0.111	0.375	0.137	0.432	0.278	0.355	0.281	0.710	0.083	0.121	0.412

FIG. 9: Average Color-Emotion Association

D. Average colour association

In the survey, participants are asked to describe the strength of the association between color-emotion pairs on a scale from 0 to 5. The table shown in Figure 9 displays the average association value across every color-emotion pair among all the participants in the data set, which serves as a visualization of the entire data set without the age and gender factors. Some of the limitations of the results described in the single color association is that certain emotions can strongly associate with multiple conflicting colors, leading to an ambiguous mix of colors, often producing a brown. For example, both amusement and pleasure are associated with both colors like blue and turquoise as well as colors like red and orange, the combination of which cannot be described by a single color, leading to some ambiguity and variation.

Certain colors such as black, pink, and red display strong associations with at least one emotion, while others, such as brown and yellow, display weaker associations across all emotions. Likewise, we see that certain emotions such as love, relief, and sadness display strong associations with at least one color, while others, such as contempt, regret, and shame, display weaker associations across all colors.

IV. CONTINUOUS RGB ANALYSIS

The use of a continuum of colours for studying human emotional associations has appeared in the literature for many decades now (see, for example see the use within neural networks in [16], within emotional expressions in robotics [17], and when considering color combinations in [18]), and has become more important recently because of their impact in image retrieval processes. Whilst many experiments have used color emotion metrics for single colors or pairs of colors, in many cases similar metrics were recently used in image retrieval showing that humans perceive color emotions for multi-colored images in similar ways (e.g. see [19]). Hence, it becomes relevant to analyze the continuum of colours in the context of [12] to deduce novel correlations between colors and emotions.

The RGB regression study was implemented with the same neural network depicted in Figure 4, with 22 nodes, two hidden layers of size 20 and 10, and 3 output nodes, representing the intensity of red, green, and blue. The training set (size 2000) was modified so that each color was converted to an RGB value based on standard conventions for color. By means of the neural network described above, we develop an interface which allows one to predict the colour depending on the choice of different variables. This interface, shown in Figure 10, has a slider for each input variable which can be adjusted. The age slider varies from 0 to 50, the gender slider varies from 0 to 1 (0 being female while 1 male), and each emotion varies from 0 to 5. The color at the top represents the predicted color based on the RGB output.




FIG. 10: RGB Regression Interface

A. Color-emotion associations across gender

Gender differences when encoding and decoding color associations and facial emotions have long been considered (e.g. see [20] and references therein). Whilst in many cases differences have been found, in other settings gender and age have not presented much difference. For example, gender and age were shown to be determining factors in the selection of achromatic black [21], whilst here were no sex differences in the main emotions linked to red within the children considered in [22].

By adjusting the gender input in the interface of Figure 10, one can compare color-emotion associations across gender as shown in Figure 11. Indeed, through the regression, we find that females associate admiration with a dark purple, while males a dark blue. Across most emotions, we find:

- both genders typically associate with similar emotions and colors.
- exceptions include admiration, in which females associate with a light purple while males with a blue,
- and regret, which females associate with a dark pink while males with a red-orange.

Through our study we also found that females typically associate emotions with lighter shades. This is most clearly seen in:

emotion	color (female)	color (male)
admiration	dark purple	dark blue
amusement	light brown	orange
anger	red	dark red
compassion	light blue	blue
contempt	light brown	orange
contentment	light green	light green
disappointment	dark grey	grey
disgust	dark brown	dark brown
fear	dark blue	dark blue
guilt	dark brown	dark brown
hate	dark brown	dark brown
interest	dark blue	dark purple
joy	light green	light green
love	red	orange
pleasure	light brown	grey
pride	light purple	light purple
regret	dark pink	red-orange
relief	light blue	light blue
sadness	dark purple	dark purple
shame	red	orange

FIG. 11: Gender (type m and f) mathematical comparison in single color associations (for Age = 20)

- anger, compassion, disgust, guilt, pleasure, pride, relief, and sadness;
- exceptions, in which cases males choose lighter colors, include shame and disappointment.

Interestingly, this agrees with experiments done for young ages, where young boys were more likely to associate positive emotions with darker colours than girls, e.g. see [22].

B. Color-emotion associations across age

By adjusting the age input, we can compare color-emotion associations across age as shown in Figure 12. Through our mathematical model, we find that:

- younger people associate anger with a darker shade of red, while older people a lighter shade;
- older people associate most emotions with lighter shades than younger people. Examples are anger, compassion, hate, interest, and love,
- on the other hand, older people associate relief with a darker blue.
- There exist some emotions for which we see a consistent color across the age spectrum such as contempt, guilt, joy, sadness, and shame.

Some emotions shifts are associated with a more brown color as age increases, as in admiration and contentment, which could indicate ambiguity as in multiple color associations, or simply a lack of data as the age increases leading to extrapolation. We shall return to this in Section V, where we shall compare our results to those from experimental papers which have looked into aging and color-emotional associations [23–25].

emotion	10	20	30	40	50
admiration					
amusement					
anger					
compassion					
contempt					
contentment					
disappointment					
disgust					
fear					
guilt					
hate					
interest					
joy					
love					
pleasure					
pride					
regret					
relief					
sadness					
shame					

FIG. 12: Age comparison in single color associations (Gender Neutral), where shades of colours are obtained through the standard Decimal Code (R,G,B) obtained through our algorithm associated to each emotion.

It is interesting to note that in the present manuscript we have considered responses from Greek speakers from Greece, Greek speakers from Cyprus, Turkish speakers from Cyprus, and Turkish speakers from Turkey, and thus generically we get anger associated with shades of red. However, this should not hastily be generalized to a broader population: indeed, there have been studies such as [26] showing that people from Poland connected anger, envy, and jealousy with purple instead of red. In their paper it is suggested that “*cross-modal associations originate in universal human experiences and in culture-specific variables, such as language, mythology, and literature*”, and it would be indeed interesting to design a neural network to discern those differences once data from different regions is readily available.

C. Emotions associated to single colors.

Through our study, we can classify emotions into two distinguished sets: those that have a distinct association to a specific colour, and those that do not. Indeed, emotions such as anger, disgust, fear, love, pride, relief, and sadness have very clear and distinct associations to a specific color. However, other emotions such as amusement, compassion, joy, and shame may be associated with multiple color and therefore provide an ambiguous color, generally a shade of brown or some arbitrary mix of colors. Figure 13 displays the color associated with a single emotion at maximum intensity among the gender neutral and average age setting. (e.g. pure relief is most associated with a light blue color while pure anger is associated with a red color).

emotion	color	emotion	color
admiration		hate	
amusement		interest	
anger		joy	
compassion		love	
contempt		pleasure	
contentment		pride	
disappointment		regret	
disgust		relief	
fear		sadness	
guilt		shame	

FIG. 13: Single emotion associations predicted through our model (Age = 20), where shades of colours are obtained through the standard Decimal Code (R,G,B) obtained through our algorithm associated to each emotion.

V. CONCLUDING REMARKS

In the present paper we have analyzed a dataset provided by the online survey [12] in which 944 participants were presented with a series of 12 colors and asked to determine the association of each color with a set of 20 emotions in a scale from 0 to 5, via a platform depicted in Figure 3. We used a machine learning method to quantify the strength of color-emotions associations as well as their variation across age and gender. To quantify the strength of color-emotion associations, we employed a neural network to classify colors based the participants 20 emotion association values as well as their age and gender. The network consists 22 input nodes and 12 output nodes (for each color), and two hidden layers of 10 nodes, as depicted in Figure 4. The results of the classification based on a cross-validation of 10000, and on a training set of 2000, are summarized by the confusion matrix in Figure 5.

In particular, we found that black, brown, pink, and red are classified correctly with high accuracy, indicating a strong association with specific emotions, while green and purple are rarely predicted and classified accurately, indicating a weak association with emotion (see Figure 6). In order to improve accuracy, we combined similar colors and formed 6 color groups to reduce confusion among similar colors and ran an identical neural network to classify each group based on their corresponding emotion associations, increasing the classification accuracy to 52% (see Figure 8). In particular, we find that:

- (I) brown is typically confused with the other darker colors, and;
- (II) both white and the orange-yellow group are notably confused with the blue-green-turquoise group.

We expect this to be likely due to shared associations with positive/negative emotions. We also investigated a neural-network based regression to associate emotion and age/gender parameters colors on a continuous RGB spectrum. We used a neural network with the same 22 input nodes, but with 3 output nodes representing the red, green, and blue values. The network also consisted of 2 hidden layers of 20 and 10 nodes, and was trained on 2000 examples from the survey. We implemented an interface to display the output of the regression based on the 22 input variables, as shown in Figure 10.

Using the regression, we determined precise colors in Decimal Code (R,G,B) associated with single emotions and its variation due to age and gender. The colors associated with single emotions (with age set to 20 and gender neutral) are summarized in Figure 13. Most colors which were associated with multiple (conflicting) colors like amusement and shame produced ambiguous colors, generally a shade of brown or an arbitrary mix of colors. In Figure 11, we displayed the effects of gender on single emotion associations. Through the regression, we show that:

- (III) in most cases females associated the same emotion with lighter colors, with exceptions including shame and disappointment.

In particular, Figure 12 displays the effects of age on single emotion associations. The different perception of colours and emotional associations have long been considered (e.g., see [21, 22, 27]). In particular, from experimental data it is seen that bright colors have mainly positive emotional associations, and dark colors have mainly negative emotional associations when not taking gender into account, but women responded more positively than men to bright colors, and they also respond more negatively to dark colors [27]. From our mathematical study as seen in item (III) above, we see that females indeed choose brighter colours than men for most positive emotions, and choose darker colors than men for the most negative emotions, which is in agreement with the experimental results. However, there are still some negative emotions for which women tend to choose lighter colours than men, and thus it would be very interesting to peruse

an experimental study of a detailed colour association to a large range of negative emotions across gender.

When considering age differences, we found that older people associate most emotions with lighter shades of the same color, with relief being an exception. It is interesting to highlight the different effects of age on colour association:

- (IV) Some emotions such as contempt, guilt, joy, sadness, and shame were associated with similar shades across age.
- (V) On the other hand, some emotions like admiration and pleasure shift to a more brown color as age increases, indicating ambiguity or a lack of data (extrapolation).

In the last decades, many studies have found that older people are less able to identify facial expressions than young people [23, 24]. Moreover, since it has been hypothesised that the emotional association of colours could be related to their association with facial expressions [25], one can expect the association of colour to get tinted with age, leading to further ambiguity, as we have found in our study both through items (I) and (V) above. It would be indeed very interesting to carry out experimental research on how ageing leads to a higher probability of brown being associated with emotions.

Finally, considering the findings in terms of cross-age and gender colour association, one may consider their implications within marketing strategies of different kinds. An example of this is, for instance, when marketing perfumes for different ages and genders. In such cases, one can use the colours people tend to associate with their smells for the packaging [28], and we propose that further considering their association with emotions could lead to more targeted audiences.

When considering single color association, certain emotions strongly associate with multiple conflicting colors, leading to an ambiguous mix colors (often a brown) outputted by the regression. This ambiguity can also explain some of the variation found in the age and gender spectrum analysis. For example, both shame and admiration have relatively weak associations across all colors, which could explain some of the variation shown in the gender comparison. It should also be noted that in the RGB regression, different instances of the training lead to slightly different results in the colors produced. To reduce variation, we train using a high number of iterations (1000) and increase the standard regularization parameter λ (incorporated to avoid the risk of overfitting) to achieve the most consistent results.

Acknowledgments. The leading authors (*) VR and LPS are thankful to MIT PRIMES-USA for the opportunity to conduct this research together, and in particular Tanya Khovanova for her continued support and James Unwin for insightful comments on a draft of the manuscript. Moreover, they greatly acknowledge the work of their co-authors to produce [12].

Contributions of authors. Vishaal Ram and Laura Schaposnik carried out the research and preparation of the present manuscript. The remaining authors were responsible for the data source. In particular, Nikos Konstantinou was responsible for Greek Cypriot data of [12], Eliz Volkan was responsible for Turkish Cypriot data of [12], Marietta Papadatou-Pastou was responsible for Greek data of [12], Banu Manav was responsible for Turkish data of [12] of [12], and Christine Mohr and Domicela Jonauskaitė were responsible for the overall data conceptualisation of [12], coordination of the translations, data acquisition, and research dissemination.

Funding. The work of Laura Schaposnik is partially supported through the NSF grants CAREER DMS 1749013. The Swiss National Science Foundation supported the work of Domicela Jonauskaitė with the

Doc.CH fellowship grant (POLAP1.175055) and Christine Mohr with a project grant (100014.182138)

Affiliations.

- (a) Milton High School, Milton, GA 30004, USA.
- (b) University of Illinois, Chicago, IL 60607, USA.
- (c) Department of Rehabilitation Sciences Faculty of Health Sciences Cyprus University of Technology.
- (d) Cyprus International University, Nicosia, Cyprus.
- (e) National and Kapodistrian University of Athens, Athens, Greece.
- (f) Kadir Has University, Faculty of Art and Design, Department of Interior Architecture and Environmental Design.
- (g) Institute of Psychology, University of Lausanne, Switzerland.

-
- [1] M. Luckiesh, *The language of color* (Dodd, Mead, 1918).
 - [2] S. Mastandrea, *How emotions shape aesthetic experiences* (Cambridge University Press, 2014), pp. 500–518, Cambridge Handbooks in Psychology.
 - [3] G. H. Taylor, *The Journal of Abnormal Psychology* **7**, 347 (1912).
 - [4] L. B. Wexner, *Journal of applied psychology* **38**, 432 (1954).
 - [5] F. M. Adams and C. E. Osgood, *Journal of cross-cultural psychology* **4**, 135 (1973).
 - [6] K. Naz and H. Epps, *College Student J* **38**, 396 (2004).
 - [7] S. E. Palmer and K. B. Schloss, *Proceedings of the National Academy of Sciences* **107**, 8877 (2010).
 - [8] K. R. Scherer, V. Shuman, J. Fontaine, and C. Soriano Salinas (2013).
 - [9] *Origins of navy terminology*, <https://www.navy.mil/navydata/traditions/html/navyterm.html> (2020).
 - [10] D. Jonauskaitė, A. M. Abdel-Khalek, A. Abu-Akel, A. S. Al-Rasheed, J.-P. Antonietti, Á. G. Ásgeirsson, K. A. Atitsogbe, M. Barma, D. Barratt, V. Bogushevskaya, et al., *Journal of Environmental Psychology* **66**, 101350 (2019).
 - [11] D. N. e. a. Jonauskaitė D, Abu-Akel A, *Psychol Sci.* (in press) (2020).
 - [12] N. D. Domicela Jonauskaitė, Christine Mohr (PI), forbase (2019).
 - [13] M. C. e. a. Jonauskaitė D, Wicker J, *Royal Society* **6** (2019).
 - [14] P. Valdez and A. Mehrabian, *Journal of experimental psychology: General* **123**, 394 (1994).
 - [15] L. Wilms and D. Oberfeld, *Psychological research* **82**, 896 (2018).
 - [16] M.-F. Lee and G.-S. Chen, in *2013 International Joint Conference on Awareness Science and Technology & Ubi-Media Computing (iCAST 2013 & UMEDIA 2013)* (IEEE, 2013), pp. 433–438.
 - [17] M.-g. Kim, H. S. Lee, J. W. Park, S. H. Jo, and M. J. Chung, in *RO-MAN 2008-The 17th IEEE International Symposium on Robot and Human Interactive Communication* (IEEE, 2008), pp. 219–224.
 - [18] G. Csurka, S. Skaff, L. Marchesotti, and C. Saunders, in *Proceedings of the Seventh Indian Conference on Computer Vision, Graphics and Image Processing* (2010), pp. 298–305.
 - [19] M. Solli and R. Lenz, *Color Research & Application* **36**, 210 (2011).
 - [20] N. G. Rotter and G. S. Rotter, *Journal of Nonverbal Behavior* **12**, 139 (1988).
 - [21] B. Manav, *Color Res Appl* **32**, 144 (2007).
 - [22] C. J. Boyatzis and R. Varghese, *The Journal of genetic psychology* **155**, 77 (1994).
 - [23] L. H. Phillips, R. D. MacLean, and R. Allen, *The Journals of Gerontology Series B: Psychological Sciences and Social Sciences* **57**, P526 (2002).
 - [24] N. C. Ebner and M. K. Johnson, *Emotion* **9**, 329 (2009).
 - [25] M. R. Zentner, *Developmental Science* **4**, 389 (2001).
 - [26] R. B. Hupka, Z. Zaleski, J. Otto, L. Reidl, and N. V. Tarabrina, *Journal of cross-cultural psychology* **28**, 156 (1997).
 - [27] M. Hemphill, *The Journal of genetic psychology* **157**, 275 (1996).
 - [28] H. N. Schifferstein and I. Tanudjaja, *Perception* **33**, 1249 (2004).
 - [29] See, for instance John James Audubon (“The Birds of America”) journal from 1827 where he wrote that he “had the blues”.
 - [30] Where RGB stands for when red, green, and blue lights are added together in various ways to reproduce a broad array of colors.