

VECTOR COPULAS

YANQIN FAN AND MARC HENRY

ABSTRACT. This paper introduces vector copulas associated with multivariate distributions with given multivariate marginals, based on the theory of measure transportation, and establishes a vector version of Sklar’s theorem. The latter provides a theoretical justification for the use of vector copulas to characterize nonlinear or rank dependence between a finite number of random vectors (robust to within vector dependence), and to construct multivariate distributions with any given non-overlapping multivariate marginals. We construct Elliptical and Kendall families of vector copulas, derive their densities, and present algorithms to generate data from them. The use of vector copulas is illustrated with a stylized analysis of international financial contagion.

Keywords: Measure transportation; Vector ranks; Vector copulas; Elliptical vector copulas; Kendall vector copulas, Financial contagion.

JEL codes: C18; C46; C51.

The first version is of July 16, 2020. This version is of April 14, 2021. It is a significantly revised version of the manuscript that was previously circulated under the title “Vector copulas and vector Sklar theorem”. We are grateful to Xiaohong Chen and three anonymous referees for very helpful suggestions and to Guillaume Carlier, Paul Embrechts, Christian Genest, Haijun Li, Lüdger Rüschendorf, Brendan Pass, Marco Scarsini, seminar participants at the University Carlos III de Madrid, and participants of the Pacific Interdisciplinary hub on Optimal Transport Kickoff Event for helpful comments and discussions. We also thank Moyu Liao, Hyeonseok Park, and Xuetao Shi for excellent research assistance. Corresponding author: Yanqin Fan: fany88@uw.edu Department of Economics, University of Washington, Box 353330, Seattle, WA 98195.

1. INTRODUCTION

The cornerstone of copula theory, known as *Sklar's Theorem*, from Sklar (1959), states that (i) for any multivariate distribution function F on \mathbb{R}^K , with univariate marginal distribution functions F_1, \dots, F_K , there exists a copula function C such that

$$F(x_1, \dots, x_K) = C(F_1(x_1), \dots, F_K(x_K)), \quad (1.1)$$

and (ii) given any copula function C and any collection of univariate distribution functions F_1, \dots, F_K , (1.1) defines a multivariate distribution function with copula C and the marginal distributions F_1, \dots, F_K . When the marginal distributions are continuous, C in part (i) of Sklar's Theorem is the unique copula associated with F and it characterizes the rank dependence structure in F . Moreover, (ii) provides a general approach to constructing multivariate distributions from univariate ones.

By virtue of Sklar's Theorem, copulas can be used to characterize nonlinear or rank dependence between random variables, as distinct from marginal distributional features, to compute bounds on parameters of multivariate distributions in problems with fixed marginals, and to construct parametric and semiparametric families of multivariate distributions from univariate ones. Applications to quantitative finance, particularly risk management, portfolio choice, derivative pricing, financial contagion and other areas, where precise measures of dependence are crucial, are well known and extensively reviewed, see for instance Embrechts (2009) and references therein.

Applications to economics, though fewer, have been no less expansive. First, the characterization of dependence, as distinct from marginal distributional features, has been instrumental in modeling the propagation of shocks in contagion models in Baglioni and Cherubini (2013), in holding dependence fixed to measure partial distributional effects in Rothe (2012), in identifying and estimating auction models in Hubbard et al. (2012) and He (2017). Second, the copula approach to problems with fixed marginals has allowed the computation of sharp bounds on various relevant parameters in treatment effects models with randomized treatment or treatment on observables, in Callaway and Li (2019), Fan and Manzanares (2017) and the many references therein. It has also been applied to problems of data combination, including ecological inference, see Ridder and Moffit (2007) and Fan et al. (2014) for

instance. Third, the copula as a modelling and inference tool has been used to discipline multiple latent variables and multiple dimensions of unobserved heterogeneity. As such, the copula approach has been applied to sample selection models, in Smith (2003), to regime switching models in Fan and Wu (2010) and Chen et al. (2014), to simultaneous equations with binary outcomes in Han and Vytlačil (2017), as well as the modeling of earnings dynamics in Bonhomme and Robin (2009) and the measure of intergenerational mobility in Chetty et al. (2014). Fourth, semiparametric econometrics models including both time series and cross section models have been constructed using flexible parametric copulas to model contemporaneous dependence structures in multivariate models or time dependence in univariate time series models, see Chen and Fan (2006a; 2006b), Chen et al. (2006), Patton (2006), Beare (2010), Chen et al. (2009b), and Chen et al. (2009a) for properties, estimation, and inference in such models. The list is surely not exhaustive.

In all these applications, the need for a notion of copula that links multivariate marginals arises naturally. In propagation models, Medovikov and Prokhorov (2017) highlight the need to distinguish within-group and between-group dependence. Models of treatment effects with multivariate potential outcomes of interest fall in the class of problems with given multivariate marginals, in cases where the latter are identified. Censored and limited dependent variables models with clustered latent variables call for hierarchical modeling, where a copula operates on vectors of latent variables, each of which can also be modeled with a traditional copula. In integrated risk management, modeling and measuring risks of portfolios of several groups of risks will also benefit from a copula-like tool for linking multivariate marginals, see Embrechts and Puccetti (2006).

However, Sklar's Theorem, as stated above, requires that all the marginals be univariate. Indeed, Genest et al. (1995) shows that for two random vectors, if the function $C : [0, 1]^2 \rightarrow [0, 1]$ is such that $F(x_1, x_2) = C(F_1(x_1), F_2(x_2))$ defines a $(d_1 + d_2)$ -dimensional distribution function with marginals F_1 with support in \mathbb{R}^{d_1} and F_2 with support in \mathbb{R}^{d_2} for all d_1 and d_2 such that $d_1 + d_2 \geq 3$, and for all distribution functions F_1 and F_2 , then $C(u_1, u_2) = u_1 u_2$. Hence, the only possible copula which works with non-overlapping multivariate marginals is the independence

copula. Ressel (2019) generalizes this impossibility result to more than two random vectors.

The objective of the present work is to circumvent this impossibility theorem. The paper develops a vector copula that generalizes the traditional copula to model and characterize nonlinear or rank dependence between a finite number of random vectors of any finite dimensions. It relies on the combination of the theory of probability distribution with given overlapping marginals, particularly Vorobev (1962) and Kellerer (1964), with the theory of transport of probability distributions, particularly Rachev and Rüschendorf (1990), Brenier (1991) and McCann (1995). First, we introduce the concept of a vector copula and establish a vector version of Sklar's Theorem using vector ranks proposed in Chernozhukov et al. (2017) as multivariate probability transforms to remove marginal distributional features. Vector copulas and the vector Sklar theorem allow the construction of distributions with *any* given non overlapping multivariate marginals, thereby overcoming the weakness of traditional copulas identified in Genest et al. (1995). Second, we show that vector copulas are invariant to comonotonic transformations, where the multivariate notion of comonotonicity is borrowed from Galichon and Henry (2012) and Ekeland et al. (2012), and we define comonotonic and countermonotonic vector copulas extending Fréchet extremal copulas. Third, we construct flexible parametric families of vector copulas including Elliptical and Kendall vector copulas and provide algorithms for simulating from them. They reduce to the corresponding classical copulas when all the marginals are univariate. Using the Vector Sklar Theorem, we construct new families of multivariate distributions with any fixed non-overlapping multivariate marginals and Elliptical or Kendall vector copulas. To illustrate a possible use of vector copulas, we follow Chen and Fan (2006b) and Medovikov and Prokhorov (2017) and study financial contagion through the evolution of between-vector dependence before, during and after the 2008 financial crisis, for a collection of five aggregate stock indices.

Related literature. Separate efforts have been carried out to develop dependence measures for random vectors robust to within-vector dependence on the one hand, and to construct specific multivariate distributions with given multivariate marginal distributions, on the other hand. For the former, Medovikov and Prokhorov (2017)

propose a dependence measure between a finite number of random vectors that is robust to within-vector dependence and apply it to the study of contagion in financial markets, inter alia. Grothe et al. (2014) propose extensions of Spearman's rho and Kendall's tau for two random vectors and show that they are invariant to increasing transformations of each component of the random vector. As in the case of random variables, these global measures are insufficient to characterize the complete nonlinear dependence structure between random vectors for which analogues of copulas are needed. Li et al. (1996) develop a device to link several random vectors with given distributions, based on the Knothe-Rosenblatt transform (Rosenblatt (1952), Knothe (1957)). Related ideas are developed in Rüschendorf (1984) and Section 1.6 of Rüschendorf (2013).

Notation and conventions. Let (d_1, \dots, d_K) be a finite collection of integers and for each $k \leq K$, let μ_k be the uniform distribution on $\mathcal{U}_k := [0, 1]^{d_k}$. Let P_X stand for the distribution of the random vector X . Let P denote a given distribution on $\mathbb{R}^{d_1} \times \dots \times \mathbb{R}^{d_K}$ with marginals P_k on \mathbb{R}^{d_k} , each $k \leq K$. When stating generic results applying to all $k \leq K$ such as vector quantiles and ranks, we omit the subscript k from d_k , μ_k , and P_k unless stated otherwise. Following Villani (2003), we let $g\#\nu$ denote the *image measure* (or *push-forward*) of a measure ν by a measurable map $g : \mathbb{R}^d \rightarrow \mathbb{R}^d$. Explicitly, for any Borel set A , $g\#\nu(A) := \nu(g^{-1}(A))$. Specifically, $(Id, g)\#\nu$ denotes the degenerate distribution of the vector $(X, g(X))$, where $X \sim \nu$, where the latter means that X has distribution ν , whereas $X \stackrel{d}{=} Y$ means that X and Y are identically distributed. The product measure of ν_1 and ν_2 is denoted $\nu_1 \otimes \nu_2$. The notation $\|x\|$ refers to the Euclidean norm. Denote $\mathbb{S}^d := \{x \in \mathbb{R}^d : \|x\| \leq 1\}$ the unit ball, $\mathcal{S}^{d-1} := \{x \in \mathbb{R}^d : \|x\| = 1\}$ the unit sphere in \mathbb{R}^d . The symbol ∂ denotes the subdifferential, ∇ the gradient, D is the Jacobian and D^2 the Hessian. The domain of a function ψ is denoted $\text{dom}(\psi)$. The convex conjugate of a convex lower semicontinuous function ψ is denoted ψ^* . We use the standard convention of calling weak monotonicity non-decreasing or non-increasing, as the case may be. If $\Gamma : \mathbb{R}^d \rightrightarrows \mathbb{R}^d$ is a correspondence, then $\Gamma^{-1}(A) := \{x \in \mathbb{R}^d : \Gamma(x) = y, \text{ some } y \in A\}$. The transpose of a matrix A is denoted A^\top . The collection of subsets of a set S is denoted 2^S .

Organization of the paper. Section 2 introduces vector copulas and their properties. Section 3 develops parametric families of vector copulas. Appendix A reviews some notions in convex analysis, measure transport and vector quantiles and ranks. Appendix B collects proofs of results in the main text.

2. VECTOR COPULAS AND VECTOR SKLAR THEOREM

The objective of this work is to provide a tool to analyze patterns of dependence between random vectors, separately from patterns of dependence within each vector and marginal information. This will be achieved in two steps. This section will be concerned with isolating dependence between random vectors from within dependence and marginal information, and characterizing the former with a mathematical object called *vector copula*. Section 3 will be concerned with the development of parametric families of vector copulas for the purposes of fitting data, estimating dependence and constructing new probability distributions with given multivariate marginals.

The motivations and the details of the construction we propose are best illustrated with the manipulation of a real data set, namely a subset of the data analyzed in Medovikov and Prokhorov (2017) to highlight patterns of contagion between regional financial markets. We consider 5 stock market indices, namely the Hang Seng Index (Hong Kong), the Nikkei 225 Index (Japan), the FTSE 100 Index (United Kingdom), the S&P 500 Index (United States) and the DAX 100 Index (Germany). We consider EGARCH(1,1) residuals from weekly returns for the period from May 2009 to January 2014 (post financial crisis) and compare with the periods January 2004-December 2007 (pre-crisis) and January 2008-April 2009 (crisis) respectively, whenever we find it useful for illustrative purposes. Unless otherwise mentioned, the names of the stock indices will refer to the data generating processes for the residuals in the post-crisis period. We shall index data points with i , and n will denote the sample size, i.e., 209, 65 and 566 for the pre-crisis, crisis and post-crisis periods respectively.

2.1. Copulas. Consider first a pair of indices, namely the Hang Seng Index and the FTSE 100 Index. Call Y_1 and Y_2 the random variables with continuous cumulative distribution functions F_1 and F_2 , that generate the Hang Seng and FTSE residual data,

respectively. In the scatterplot of the sample $(Y_{1i}, Y_{2i})_{i=1}^n$, shown in Figure 1a, patterns of dependence between Y_1 and Y_2 are blurred by the marginal features of each. To isolate patterns of dependence from marginal features, each random variable in the pair is mapped into a uniform through the probability integral transform. The resulting random vector is $(F_1(Y_1), F_2(Y_2))$. It has uniform marginals, and, since F_1 and F_2 are increasing transformations, rank orderings, hence rank dependence features, are undisturbed. The scatterplot of the sample of empirical ranks $(\hat{F}_1(Y_{1i}), \hat{F}_2(Y_{2i}))_{i=1}^n$, where \hat{F}_j denotes the empirical cumulative distribution function of Y_j , $j = 1, 2$, now illustrates patterns of dependence, such as left and right tail dependence, isolated from marginal features in Figure 1b.

The cumulative distribution function of the random vector $(F_1(Y_1), F_2(Y_2))$ is the *copula* of (Y_1, Y_2) . Conditions for the claim that the copula characterizes dependence features of (Y_1, Y_2) are uniqueness and invariance to transformations of the marginals that leave ranks unaffected. If T_1 and T_2 are increasing functions, then the copulas of (Y_1, Y_2) and $(T_1(Y_1), T_2(Y_2))$ are identical.

Let F be the cumulative distribution function of (Y_1, Y_2) . Assuming the marginals are continuous, it follows from Sklar's Theorem that there exists a unique copula function of (Y_1, Y_2) or F . It is the distribution function of the pair of probability

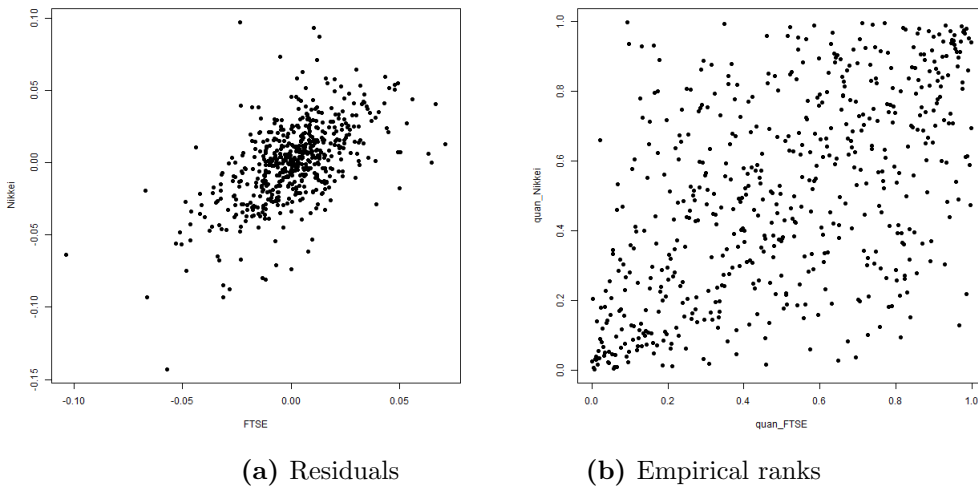


Figure 1. Scatterplot of residuals (left) and empirical ranks (right).

integral transforms¹ ($F_1(Y_1), F_2(Y_2)$), i.e.,

$$C(u_1, u_2) = \Pr(F_1(Y_1) \leq u_1, F_2(Y_2) \leq u_2) = F(F_1^{-1}(u_1), F_2^{-1}(u_2)),$$

where $F_1^{-1}(u_1)$ and $F_2^{-1}(u_2)$ denote the quantile functions of Y_1 and Y_2 . Uniqueness results from the fact that the probability integral transform is the unique increasing map pushing forward the marginals F_1 and F_2 to the uniform on $[0, 1]$. When F is absolutely continuous with pdf f , the copula density function is given by

$$c(u_1, u_2) = f(F_1^{-1}(u_1), F_2^{-1}(u_2)) \prod_{k=1}^2 [f_k(F_k^{-1}(u_k))]^{-1}. \quad (2.1)$$

Much of the empirical success of copula theory stems from the ability to parsimoniously model this dependence separately from marginal features with parametric families of copulas, and to produce new families of distribution functions by fitting a parametric copula with any set of marginal distributions. A common procedure to construct parametric copula families is best illustrated with the Gaussian copula family. Let $\Phi_2(x, y; \rho)$ be the cumulative distribution function of the standard bivariate normal distribution with correlation coefficient ρ and let Φ be the cumulative distribution function of the standard univariate normal distribution. Then,

$$C^{\text{Ga}}(u_1, u_2; \rho) = \Phi_2(\Phi^{-1}(u_1), \Phi^{-1}(u_2); \rho)$$

is the bivariate Gaussian copula with parameter ρ . Popular alternatives include Student's t and Archimedean copulas. The densities for the most common are given in Appendix B.10 for convenience.

2.2. Vector ranks. We now turn to the characterization of dependence between two random vectors. Take Y_1 to now be the bivariate random vector that is assumed to have generated the residuals from the Hang Seng and the Nikkei indices. Similarly, take Y_2 to now be the trivariate random vector that is assumed to have generated the residuals from the FTSE, S&P and DAX indices. The 5×5 scatterplot matrix in Figure 2 shows patterns of dependence between components of Y_1 and Y_2 that are blurred by marginal features and within vector dependence, i.e., dependence between

¹For non-continuous marginals, one can use the distributional transform in Rüschendorf (2009) to define a unique copula.

the Hang Seng and the Nikkei, and dependence between the FTSE, the S&P and the DAX.

We pursue the same three objectives as in the previous section: (1) separate between-vector dependence from within-vector dependence and marginal features with what we shall call a *vector copula*, (2) show uniqueness and invariance of the vector copula to transformations of the multivariate marginals that don't affect between-vector dependence, (3) develop new families of parametric models to fit multivariate data.

In direct analogy with the bivariate case described in Section 2.1, we seek to transform Y_1 and Y_2 to uniform random vectors on $[0, 1]^2$ and $[0, 1]^3$ respectively, in a way that preserves the structure of dependence between Y_1 and Y_2 . The notion of

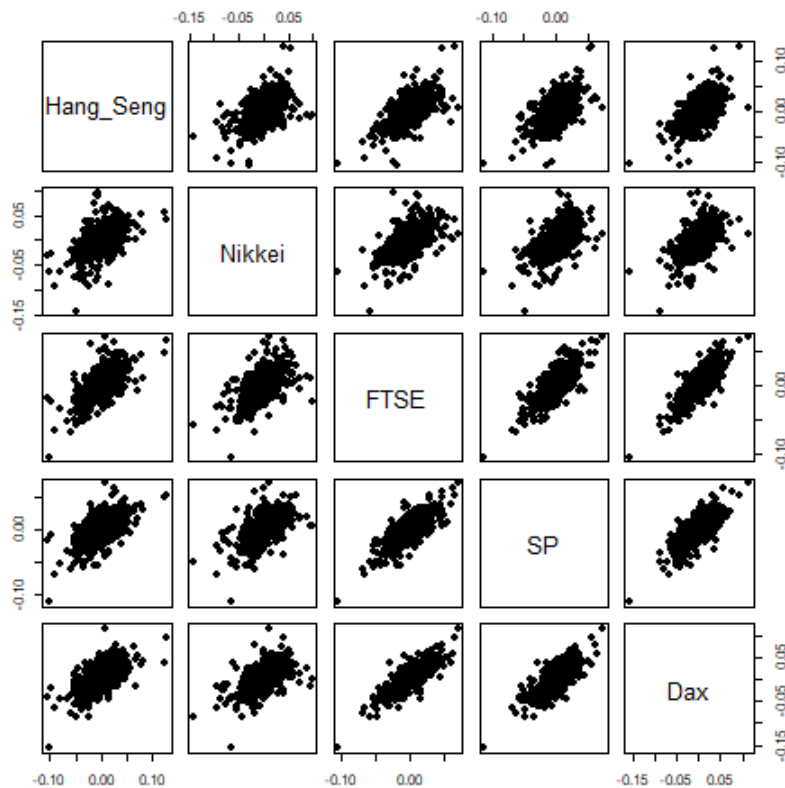


Figure 2. Scatterplot matrix of residuals.

vector rank proposed in Chernozhukov et al. (2017), based on the theory of measure transportation, has the desired properties, as we now explain.

The probability integral transform turns a continuous random variable W into its rank $F_W(W)$, i.e., a uniform random variable on $[0, 1]$ with the same rank ordering of outcomes. It is the unique increasing transformation that turns W into a uniform random variable on $[0, 1]$. The monotonicity of the transformation is what preserves rank ordering. Similarly, Proposition 1 below, a seminal result in the theory of measure transportation in McCann (1995), states essential uniqueness of the gradient of a convex function (hence cyclically monotone map) R_1 (resp. R_2) that turns absolutely continuous random vector Y_1 (resp. Y_2) to a uniform $R_1(Y_1)$ on $[0, 1]^2$ (resp. $R_2(Y_2)$ on $[0, 1]^3$). See Appendix A for a primer on optimal measure transportation, cyclical monotonicity and vector ranks.

Proposition 1 (McCann (1995)). Let P and μ be two distributions on \mathbb{R}^d . (1) If μ is absolutely continuous with respect to the Lebesgue measure on \mathbb{R}^d , with support contained in a convex set \mathcal{U} , the following holds: there exists a convex function $\psi : \mathcal{U} \rightarrow \mathbb{R} \cup \{+\infty\}$ such that $\nabla\psi \# \mu = P$. The function $\nabla\psi$ exists and is unique, μ -almost everywhere. (2) If, in addition, P is absolutely continuous on \mathbb{R}^d with support contained in a convex set \mathcal{Y} , the following holds: there exists a convex function $\psi^* : \mathcal{Y} \rightarrow \mathbb{R} \cup \{+\infty\}$ such that $\nabla\psi^* \# P = \mu$. The function $\nabla\psi^*$ exists, is unique and equal to $(\nabla\psi)^{-1}$, P -almost everywhere.

Proposition 1 is an extension of Brenier (1991) (see also Rachev and Rüschendorf (1990)). It removes the finite variance requirement, which is undesirable in our context. Proposition 1 is the basis for the definition of vector quantiles and ranks in Chernozhukov et al. (2017). In our context, it is applied with uniform reference measure.² In terms of our empirical illustration, distribution P in Definition 1 below stands for the distribution of Y_1 (resp. Y_2), μ stands for the uniform distribution on $[0, 1]^2$ (resp. $[0, 1]^3$), $d = 2$ (resp. $d = 3$) and $\nabla\psi^*$ is R_1 (resp. R_2).

Definition 1 (Vector quantiles and ranks). Let μ be the uniform distribution on $[0, 1]^d$, and let P be a distribution on \mathbb{R}^d . The function $Q := \nabla\psi$ defined in Proposition 1 is

²This vector quantile notion was introduced in Galichon and Henry (2012) and Ekeland et al. (2012) and called μ -quantile.

called vector quantile associated with P , or associated with any random vector with distribution P . When P is absolutely continuous, the function $R := \nabla\psi^*$ defined in Proposition 1 is called vector rank associated with P .

In case $d = 1$, gradients of convex functions are nondecreasing functions, hence vector quantiles and ranks of Definition 1 reduce to classical quantile and cumulative distribution functions. As the notation indicates, the function ψ^* of Proposition 1 and Definition 1 is the convex conjugate of ψ . Here we only define vector ranks in the absolutely continuous case, and, hence, $\nabla\psi^* = (\nabla\psi)^{-1}$, so that ranks and quantiles are inverses of each other. In case of absolutely continuous distributions P on \mathbb{R}^d with finite variance, the vector rank function solves a quadratic optimal transport problem, i.e., vector rank R minimizes, among all functions T such that $T(Y)$ is uniform on $[0, 1]^d$, the quantity $\mathbb{E}\|Y - T(Y)\|^2$, where $Y \sim P$. This property, which underlies cyclical monotonicity of vector ranks and quantiles, as explained in Appendix A, also has important computational implications, most notably in allowing the computation of empirical vector ranks using linear programming.

Return to our illustrative bivariate data generating process Y_1 for the Hang Seng and Nikkei indices. The notion of vector rank $R_1(Y_1)$ is best illustrated with empirical vector ranks $(\hat{R}_1(Y_{1i}))_{i=1}^n$. The latter solve a discrete version of the optimal transport problem of the previous paragraph. Let $(u_i)_{i=1}^n$ be a set of regularly spaced points on $[0, 1]^2$. Define the empirical vector ranks $(\hat{R}_1(Y_{1i}))_{i=1}^n$ as a permutation $(u_{\sigma(i)})_{i=1}^n$ of $(u_i)_{i=1}^n$ that solves

$$\min_{\sigma} \sum_{i=1}^n \|Y_{1i} - u_{\sigma(i)}\|^2$$

among all permutations σ of $\{1, \dots, n\}$. The latter is a discrete version of the optimal transport problem above, hence a linear programming problem. It is also an *assignment* problem, for which many efficient algorithms exist in the literature, most notably the *Hungarian algorithm* in Munkres (1957) and the *auction algorithm* in Bertsekas (1988). Efficient ready-to-use implementations abound.

2.3. Vector Copulas and Vector Sklar Theorem. The vector ranks R_1 and R_2 are cyclically monotone transformations that turn Y_1 and Y_2 into uniform random vectors $R_1(Y_1)$ and $R_2(Y_2)$ on $[0, 1]^2$ and $[0, 1]^3$ respectively. Hence they play the role of

the probability integral transform for random vectors. The resulting 5-variate random vector $(R_1(Y_1), R_2(Y_2))$ has uniform bivariate and trivariate marginals, so that the remaining dependence structure is purely between-vector dependence. Figure 3 shows the 5×5 scatterplot matrix for the sample of empirical ranks $(\hat{R}_1(Y_{1i}), \hat{R}_2(Y_{2i}))_{i=1}^n$. The off diagonal scatterplots within the diagonal 2×2 and 3×3 blocks look uniform, as expected, given that the vector ranks $R_1(Y_1)$ and $R_2(Y_2)$ are uniform. The other off-diagonal scatterplots illustrate between-vector dependence, as desired.

By construction, the distribution of the vector $(R_1(Y_1), R_2(Y_2))$ is a probability distribution on $[0, 1]^5$ with uniform multivariate marginals on $[0, 1]^2$ and $[0, 1]^3$ respectively. This is all we require to define a vector copula.




Figure 3. Scatterplot matrix of empirical ranks.

Definition 2 (Vector Copulas). A *vector copula* C is a cumulative distribution function on $[0, 1]^d$ with uniform marginals $\mu_k = U[0, 1]^{d_k}$, $k \leq K$, where $d = d_1 + \dots + d_K$. The associated probability measure P_C will also be referred to as vector copula, when there is no ambiguity.

Definition 2 implies that the class of vector copulas is a subclass of copulas of dimension d having the special feature that the K non-overlapping multivariate marginals are uniform. When $d_1 = \dots = d_K = 1$, the class of vector copulas is the class of copulas of dimension K .

Now that we have settled on a definition for vector copulas, we need to argue that they characterize between-vector dependence of random vectors with given multivariate marginals. To this end, we need to show that we can always associate a vector copula with any random vector, that such a vector copula is unique under suitable assumptions and that it is invariant to suitably defined monotonic transformations of the multivariate marginals. Existence and uniqueness are shown in the following multivariate version of Sklar's Theorem. Invariance to suitably defined monotonic transformations of the multivariate marginals will be shown in section 2.4.

In terms of our empirical illustration, distribution P in the theorem below stands for the distribution of vector (Y_1, Y_2) , P_j stands for the distribution of Y_j , $j = 1, 2$. The vector quantiles are $Q_1 = \nabla\psi_1$, and $Q_2 = \nabla\psi_2$, and the vector ranks are $R_1 = \nabla\psi_1^*$ and $R_2 = \nabla\psi_2^*$, $K = 2$, $d_1 = 2$, and $d_2 = 3$. Finally, C is the cumulative distribution function of $(R_1(Y_1), R_2(Y_2))$.

Theorem 1 (Vector Sklar Theorem). *Let d_1, \dots, d_K be a collection of integers and let $\mathcal{U}_k = [0, 1]^{d_k}$ for each $k \leq K$. Let P be any joint distribution on $\mathbb{R}^{d_1} \times \dots \times \mathbb{R}^{d_K}$ with marginals P_k on \mathbb{R}^{d_k} , and ψ_k be the convex function such that $\nabla\psi_k$ is the vector quantile associated with P_k , each $k \leq K$. There exists a vector copula C such that the following properties hold.*

- (1) *There exists a distribution on $(\mathbb{R}^{d_1} \times \dots \times \mathbb{R}^{d_K}) \times (\mathcal{U}_1 \times \dots \times \mathcal{U}_K)$ with margins P on $\mathbb{R}^{d_1} \times \dots \times \mathbb{R}^{d_K}$, P_C on $\mathcal{U}_1 \times \dots \times \mathcal{U}_K$, and $(Id, \nabla\psi_k)\#\mu_k$ on $\mathcal{U}_k \times \mathbb{R}^{d_k}$, each $k \leq K$.*

(2) For any collection (A_1, \dots, A_K) , where A_k is a Borel subset of \mathbb{R}^{d_k} , $k \leq K$,

$$P(A_1 \times \dots \times A_K) = P_C(\partial\psi_1^*(A_1) \times \dots \times \partial\psi_K^*(A_K)). \quad (2.2)$$

(3) If for each $k \leq K$, P_k is absolutely continuous on \mathbb{R}^{d_k} with support in a convex set, then C is the unique vector copula, such that for all Borel sets B_1, \dots, B_K , in $\mathcal{U}_1, \dots, \mathcal{U}_K$,

$$P_C(B_1 \times \dots \times B_K) = P(\nabla\psi_1(B_1) \times \dots \times \nabla\psi_K(B_K)). \quad (2.3)$$

(4) For any vector copula C defined in Definition 1 and any distributions P_k on \mathbb{R}^{d_k} with vector quantiles $\nabla\psi_k$, each $k \leq K$, (2.2) defines a distribution on $\mathbb{R}^{d_1} \times \dots \times \mathbb{R}^{d_K}$ with marginals P_k , $k \leq K$.

When $d_1 = \dots = d_K = 1$, Theorem 1 reduces to Sklar's theorem. The vector Sklar theorem plays the same role as Sklar's Theorem for multivariate marginals.

First, Part (1) is the corollary of an important result in the theory of probability measures with fixed overlapping multivariate marginals, based on combinatorial arguments: Proposition 4 in the appendix, due to Vorobev (1962) and Kellerer (1964). In the illustrative case with two multivariate marginals only, the result could be proven more directly with an appeal to the theory of Markov chains. See for instance a result of Ionescu Tulcea's in Chapter V, Section 1 of Neveu (1965). The idea runs as follows. Take a probability distribution P on $\mathbb{R}^{d_1} \times \mathbb{R}^{d_2}$ (the distribution of vector (Y_1, Y_2)). Assume its multivariate marginals are absolutely continuous for simplicity. Given the distribution P on $\mathbb{R}^{d_1} \times \mathbb{R}^{d_2}$ and given the degenerate probability distributions on $[0, 1]^{d_1} \times \mathbb{R}^{d_1}$ and on $\mathbb{R}^{d_2} \times [0, 1]^{d_2}$ (the distributions of $(\nabla\psi_1^*(Y_1), Y_1)$ and $(Y_2, \nabla\psi_2^*(Y_2))$ respectively), there exists a joint distribution on $[0, 1]^{d_1} \times \mathbb{R}^{d_1} \times \mathbb{R}^{d_2} \times [0, 1]^{d_2}$ with the prescribed marginals. Then, the latter's marginal on $[0, 1]^{d_1} \times [0, 1]^{d_2}$ is the required distribution P_C and its cumulative distribution function is the copula C .

Part (1) of Theorem 1 shows existence of a vector copula associated with any random vector. This motivates the following definition:

Definition 3 (Vector copula associated with a random vector). A vector copula formally derived in Theorem 1 from a distribution P with marginals P_k on \mathbb{R}^{d_k} ,

$k \leq K$, will be called a *vector copula associated with P* , or *vector copula associated with a random vector with distribution P* .

In our definition of vector copulas associated to a distribution P , we only rely on the subdifferential $\partial\psi^*$, and the relation (A.1), for each of the multivariate marginals. However, uniqueness of the vector copula is only guaranteed under absolute continuity of the multivariate marginals, as is the case for (classical) copulas.

Second, Part (2) shows that a vector copula associated with P does indeed measure the between-dependence structure in P . To see this, let $Y = (Y_1, \dots, Y_K)$ be a random vector with distribution P and let each Y_k , $k \leq K$ follow the multivariate marginal distribution P_k . For each $k \leq K$, let $\nabla\psi_k$ be the vector quantile associated with P_k . Suppose that for each $k \leq K$, P_k is absolutely continuous on \mathbb{R}^{d_k} with support in a convex set. Then, from Definition 1, $\nabla\psi_k^* \# P_k = \mu_k$ for each $k \leq K$. Since the reference measure μ_k is an independence measure for each $k \leq K$, the (classical) copula function of $\nabla\psi_k^*(Y_k)$ is the independence copula and hence the joint distribution of $(\nabla\psi_1^*(Y_1), \dots, \nabla\psi_K^*(Y_K))$, i.e., the vector copula associated with P , measures the between-dependence structure in P .

Third, Part (3) of the vector Sklar theorem, or (2.3), provides a general approach to computing vector copulas of multivariate distributions. In fact, for absolutely continuous marginals P_k with density f_k , the *Monge Ampère Equation* (A.6) gives for each $k \leq K$,

$$\det(D^2\psi_k(u_k)) = [f_k(\nabla\psi_k(u_k))]^{-1} \text{ for almost every } u_k \in [0, 1]^{d_k}.$$

We therefore obtain the following expression for the vector copula density c , in terms of the density f of distribution P (when it exists):

$$\begin{aligned} c(u_1, \dots, u_K) &= f(\nabla\psi_1(u_1), \dots, \nabla\psi_K(u_K)) \prod_{k=1}^K \det(D^2\psi_k(u_k)) \\ &= f(\nabla\psi_1(u_1), \dots, \nabla\psi_K(u_K)) \prod_{k=1}^K [f_k(\nabla\psi_k(u_k))]^{-1}. \end{aligned} \quad (2.4)$$

Expression (2.4) extends the copula density in (2.1) to multivariate marginals with the vector quantile $\nabla\psi_k$ replacing F_k^{-1} in (2.1).

Finally, Part (4) of the vector Sklar theorem provides a way of constructing distributions with given non-overlapping marginal distributions of any finite dimensions. Specifically, it states that for any distributions P_k on \mathbb{R}^{d_k} with vector quantiles $\nabla\psi_k$, each $k \leq K$,

$$A_1 \times \dots \times A_K \mapsto P_C(\partial\psi_1^*(A_1) \times \dots \times \partial\psi_K^*(A_K))$$

defines a distribution P on $\mathbb{R}^{d_1} \times \dots \times \mathbb{R}^{d_K}$ with marginals P_k , $k \leq K$, where C is any vector copula. When P_C and P_k for each $k \leq K$ are absolutely continuous, the density function f associated with P is given by

$$f(y_1, \dots, y_K) = c(\nabla\psi_1^*(y_1), \dots, \nabla\psi_K^*(y_K)) \prod_{k=1}^K f_k(y_k), \quad (2.5)$$

which is a direct extension of the density decomposition of copula-based density functions in the univariate case. The above expresses the multivariate density function as the product of the copula density function evaluated at the vector ranks and the density function of K independent random vectors with marginals P_1, \dots, P_K . This can be used to construct both MLE and two-step estimators of vector copula-based models in exactly the same way as copula-based models, see Fan and Patton (2014) and references therein.

2.4. Comonotonic Invariance. Return to our bivariate illustration, where Y_1 and Y_2 are random variables. The claim that the copula characterizes dependence relies on the fact that it is not affected by transformations of the marginals that leave rank ordering intact. In other words, $(T_1(Y_1), T_2(Y_2))$ has the same copula as (Y_1, Y_2) if T_1 and T_2 are increasing functions. Now $\tilde{Y}_1 := T_1(Y_1)$ and Y_1 are called *comonotonic* when T_1 is increasing. Equivalently, Y_1 and \tilde{Y}_1 are comonotonic if they are both increasing transformations of the same uniform random variable U on $[0, 1]$. In this case, letting $U := F_1(Y_1)$, we have indeed $Y_1 = F_1^{-1}(U)$ and $\tilde{Y}_1 = T_1(F_1^{-1}(U))$. So Y_1 and \tilde{Y}_1 are comonotonic if and only if they have the same ranks. We call the copula *comonotonic invariant* because vectors (Y_1, Y_2) and $(\tilde{Y}_1, \tilde{Y}_2)$ have the same copula when Y_1 and \tilde{Y}_1 are comonotonic, and Y_2 and \tilde{Y}_2 are comonotonic. This follows directly from the fact that Y_1 and \tilde{Y}_1 (resp. Y_2 and \tilde{Y}_2) have identical ranks.

Now, in the multivariate case, where Y_1 and Y_2 are random vectors, we obtain the same invariance property relative to a suitable extension of the notion of comonotonicity, where quantile functions F_1^{-1} and F_2^{-1} are replaced with vector quantiles Q_1 and Q_2 . The following definition is due to Galichon and Henry (2012) and Ekeland et al. (2012), where it is called μ -comonotonicity.

Definition 4 (Vector comonotonicity). Random vectors Y_1, \dots, Y_J on \mathbb{R}^d are said to be *comonotonic* if there exists a uniform random vector U on $[0, 1]^d$ such that $Y_j = Q_j(U)$ almost surely, where Q_j is the vector quantile of Definition 1 associated with the distribution of Y_j , for each $j \leq J$.

A related notion, namely c -comonotonicity, was proposed by Puccetti and Scarsini (2010). According to their definition, two random vectors Y and \tilde{Y} are c -comonotonic if $\tilde{Y} = \nabla\psi(Y)$ for some convex function ψ . The two notions of multivariate comonotonicity both reduce to traditional comonotonicity in the univariate case, but they differ in the multivariate case. For instance, two Gaussian random vectors Y and $\tilde{Y} = \Sigma^{1/2}Y$ may not be comonotonic according to Definition 4, so that the invariance result does not apply to them.

We now state properties of vector copulas that relate to vector comonotonicity. Since two vectors are comonotonic if they have identical vector ranks, comonotonic invariance is indeed an invariance property of vector copulas to transformations that leave ranks unchanged, as desired.

Theorem 2 (Comonotonic invariance). *Let random vectors (Y_1, \dots, Y_K) with distribution P and $(\tilde{Y}_1, \dots, \tilde{Y}_K)$ with distribution \tilde{P} be such that Y_k and \tilde{Y}_k are comonotonic for each k . Then, C is a vector copula associated with P if and only if it is a vector copula associated with \tilde{P} .*

When $d_k = 1$ for all $k \leq K$, comonotonic continuous random variables are increasing transformations of each other and Theorem 2 reduces to the well-known invariance property of copulas. Theorem 2 shows the importance of deriving vector copulas to flexibly model between-vector dependence. Indeed, existing parametric multivariate distribution families cannot model between-vector dependence without constraining the within vector dependence and marginals. Conversely, a change in

the within-vector dependence, such as replacing Y by $\tilde{Y} = \Sigma^{1/2}Y$, also changes the between-vector dependence as characterized by the vector copula. If $\tilde{Y} := a + bY$, where $a \in \mathbb{R}^d$ and $b > 0$ is a scalar, then Y and \tilde{Y} are comonotonic. Indeed, if ψ is a convex function, then $a + b\nabla\psi$ is the gradient of a convex function. Hence, Theorem 2 applies to location transformations.

Antitone Transformations. For two vectors, we can also entertain a notion of countermonotonicity as a multivariate extension of decreasing transformations of two random variables.

Definition 5 (Vector Countermonotonicity). Two random vectors Y_1, Y_2 on \mathbb{R}^d are said to be *countermonotonic* if there exists a uniform random vector U on $[0, 1]^d$ such that $Y_1 = Q_1(U)$ and $Y_2 = Q_2(1_d - U)$ almost surely, where 1_d is the vector of ones and Q_j is the vector quantile of Definition 1 associated with the distribution of Y_j , for each $j = 1, 2$.

The lemma below shows that vector copulas for random vectors with comonotonic and countermonotonic subvectors are related in simple, predictable ways.

Lemma 1. Let random vectors (Y_1, \dots, Y_K) with distribution P and $(\tilde{Y}_1, \dots, \tilde{Y}_K)$ with distribution \tilde{P} be such that Y_k and \tilde{Y}_k are comonotonic for each $k \leq K_1$ and Y_k and \tilde{Y}_k are countermonotonic for each $K_1 < k \leq K$. Then, the distribution of (U_1, \dots, U_K) is a vector copula associated with P if and only if the distribution of $(U_1, \dots, U_{K_1}, 1_{d_{K_1+1}} - U_{K_1+1}, \dots, 1_{d_K} - U_K)$ is a vector copula associated with \tilde{P} .

2.5. Extremal Vector Copulas. A first step towards modeling dependence with copulas is to model extremes. We present vector copulas that characterize independence on the one end, and maximal dependence on the other end.

- (1) The independence vector copula has distribution $\mu_1 \otimes \dots \otimes \mu_K$, i.e., the uniform distribution on $[0, 1]^d$, with $d := d_1 + \dots + d_K$.
- (2) When $d_1 = \dots = d_K$, the comonotonic vector copula is the vector copula with comonotonic multivariate marginals.
- (3) When $K = 2$ and $d_1 = d_2$, the countermonotonic vector copula is the vector copula with countermonotonic multivariate marginals.

We will denote C^I , \bar{C} and \underline{C} the independence, comonotonic and countermonotonic vector copulas respectively.

Lemma 2 (Comonotonic Vector Copula). Let U be any uniform random vector on $[0, 1]^d$. Then, the probability distribution associated with the comonotonic vector copula is the distribution of (U, \dots, U) . In addition, the probability distribution associated with the countermonotonic vector copula is the distribution of $(U, 1_d - U)$.

Hence, for any collection of Borel measurable subsets $A_k \subset [0, 1]^d$, $k \leq K$, the probability distribution associated with the comonotonic vector copula takes values $P_{\bar{C}}(A_1 \times \dots \times A_K) = \mu(\cap_{k \leq K} A_k)$ and the countermonotonic vector copula takes values $P_{\underline{C}}(A_1 \times A_2) = \mu(A_1 \cap (1_d - A_2))$. Letting $A_k = (0, u_k]$ with $u_k \in [0, 1]^d$ for each $k \leq K$, we obtain

$$\bar{C}(u_1, \dots, u_K) = \mu\left((0, \min_{k \leq K} u_k]\right) = \prod_{j=1}^d \left(\min_{k \leq K} u_{kj}\right).$$

When $d = 1$, $\bar{C}(u_1, \dots, u_K) = \min\{u_1, \dots, u_K\}$, the Fréchet upper bound copula. However \bar{C} differs from the Fréchet upper bound when $d > 1$. Since it is a copula, $\bar{C}(u_1, \dots, u_K) \leq \min_{j \leq d, k \leq K} u_{kj}$ and strict inequality holds for some $(u_1, \dots, u_K) \in [0, 1]^{dK}$. Similarly, when $d = 1$,

$$\underline{C}(u_1, u_2) = \Pr(U \leq u_1, 1 - U \leq u_2) = \max(u_1 + u_2 - 1, 0)$$

which is the Fréchet lower bound copula. When $d > 1$, $\underline{C}(u_1, u_2)$ is still a copula although the Fréchet lower bound is not.

It follows from Theorem 1 that for any collection of absolutely continuous distributions P_k on \mathbb{R}^d with vector quantiles $\nabla\psi_k$, each $k \leq K$, the expression below defines a distribution \bar{P} on $\mathbb{R}^d \times \dots \times \mathbb{R}^d$ with marginals P_k , $k \leq K$:

$$\bar{P}(A_1 \times \dots \times A_K) = P_{\bar{C}}(\nabla\psi_1^*(A_1) \times \dots \times \nabla\psi_K^*(A_K)).$$

The distribution \bar{P} characterizes comonotonic random vectors with absolutely continuous marginals P_k , $k \leq K$. To show this, first let $(Y_1, \dots, Y_K) \sim \bar{P}$. Then $(\nabla\psi_1^*(Y_1), \dots, \nabla\psi_K^*(Y_K)) \sim P_{\bar{C}}$ and hence there exists a uniform random vector U on $[0, 1]^d$ such that $\nabla\psi_k^*(Y_k) = U$ for all $k \leq K$. Conversely, let (Y_1, \dots, Y_K) be

comonotonic random vectors with absolutely continuous marginals P_k , $k \leq K$. By definition, there exists a uniform random vector U on $[0, 1]^d$ such that $\nabla\psi_k^*(Y_k) = U$ for all $k \leq K$. Hence

$$\begin{aligned} \Pr(Y_1 \in A_1, \dots, Y_K \in A_K) &= \Pr(\nabla\psi_1(U) \in A_1, \dots, \nabla\psi_K(U) \in A_K) \\ &= \Pr(U \in \nabla\psi_1^*(A_1), \dots, U \in \nabla\psi_K^*(A_K)) \\ &= P_{\bar{C}}(\nabla\psi_1^*(A_1) \times \dots \times \nabla\psi_K^*(A_K)) \\ &= \mu(\cap_{k \leq K} \nabla\psi_k^*(A_k)). \end{aligned} \tag{2.6}$$

Specifically for $d = 1$, $A_k = (-\infty, x_k]$ with $x_k \in \mathbb{R}$ for each $k \leq K$, we have

$$F(x_1, \dots, x_K) = \mu\left(\min_{1 \leq k \leq K} F_k(x_k)\right) = \min_{1 \leq k \leq K} F_k(x_k),$$

which is the well-known Fréchet upper bound distribution. However, it is well known that for $d > 1$, the Fréchet upper bound $\min_{1 \leq k \leq K} F_k(x_k)$ is not a distribution function except for very specific marginals, see Proposition 5.3 in Rüschendorf (2013). In sharp contrast, the comonotonic vector copula \bar{C} always defines a distribution function for any marginals through (2.6).

2.6. Dependence modeling. As noted above, the success of copula theory is partly due to the ability to parsimoniously model dependence in random vectors with parametric copula families, and to produce flexible new families of multivariate distributions by fitting parametric copulas with any given marginals. We show that the same objective can be achieved with vector copulas, thanks to the vector Sklar Theorem.

Theorem 1 implies that given a vector copula C , and given a set of absolutely continuous multivariate marginal distributions P_k on \mathbb{R}^{d_k} with associated vector quantile $\nabla\psi_k$, the distribution P defined for Borel sets A_1, \dots, A_K , by

$$P(A_1 \times \dots \times A_K) = P_C(\nabla\psi_1^*(A_1) \times \dots \times \nabla\psi_K^*(A_K))$$

is a multivariate distribution with vector copula C and non-overlapping marginals P_k . Furthermore, if vector copulas C admits density c , (2.5) implies that

$$f(y_1, \dots, y_K) = c(\nabla\psi_1^*(y_1), \dots, \nabla\psi_K^*(y_K)) \prod_{k=1}^K f_k(y_k)$$

is the density of a multivariate distribution with vector copula C and marginal distributions P_k for $k \leq K$. Given a parametric vector copula family $\{C(\cdot; \theta) : \theta \in \Theta\}$, but without parameterizing the marginal distributions, the above expression results in a semiparametric multivariate distribution, with finite dimensional vector copula parameter θ (which measures the between vector dependence) and infinite dimensional marginal parameters f_k , all $k \leq K$. Combined with traditional copula modeling of the multivariate marginals to further reduce dimensionality, vector copulas developed here also allow a flexible hierarchical approach to multivariate modeling.

Our first family of vector copulas is obtained using Theorem 1 from a Gaussian vector, whose multivariate marginals are standard Gaussian vectors.

Example 1 (Gaussian Vector Copulas). Let d_1, \dots, d_K be a collection of integers, and let

$$\Omega = \begin{pmatrix} I_{d_1} & \Omega_{12} & \cdots & \Omega_{1K} \\ \Omega_{21} & I_{d_2} & \cdots & \Omega_{2K} \\ \vdots & \vdots & \ddots & \vdots \\ \Omega_{K1} & \Omega_{K2} & \cdots & I_{d_K} \end{pmatrix},$$

where Ω_{ij} is a non-degenerate correlation matrix of dimension $d_i \times d_j$ for $i, j = 1, \dots, K$ and $i \neq j$. For $u_k \in [0, 1]^{d_k}$, $k \leq K$, let

$$C^{Ga}(u_1, \dots, u_K; \Omega) = \Phi_d(\nabla\psi_1(u_1), \dots, \nabla\psi_K(u_K); \Omega),$$

where $d = d_1 + \dots + d_K$, $\Phi_d(\cdot; \Omega)$ is the distribution function of the multivariate normal with zero mean and variance covariance matrix Ω , and for each $k \leq K$,

$$\nabla\psi_k(u_k) = \Phi^{-1}(u_k) := (\Phi^{-1}(u_{k1}), \dots, \Phi^{-1}(u_{kd_k})), \quad (2.7)$$

where $u_k = (u_{k1}, \dots, u_{kd_k})$ and Φ is the distribution function of the standard normal distribution. For each $k \leq K$, the map $\nabla\psi_k$ is indeed the vector quantile of the multivariate standard normal by Lemma 6 in Appendix A. The map C^{Ga} is a vector copula by Definition 2. Moreover when $d_k = 1$ for all $k \leq K$, C^{Ga} reduces to the traditional Gaussian copula.

The following algorithm to simulate from a Gaussian vector copula generalizes Algorithm 5.9 in McNeil et al. (2005) for the simulation of Gaussian copulas.

Step 1. Perform a Cholesky decomposition of Ω to obtain the Cholesky factor $\Omega^{1/2}$;

Step 2. Generate a d -dimensional standard normal vector Z and set $Y = \Omega^{1/2}Z$;

Step 3. Vector $U = (\Phi(Y_1), \dots, \Phi(Y_K))$, where $Y = (Y_1, \dots, Y_K)$, is distributed according to the copula $C^{Ga}(\cdot; \Omega)$.

To illustrate the vector copula approach to multivariate modeling, we fit a Gaussian vector copula to our 5-dimensional random vector (Y_1, Y_2) of residuals. Assume (Y_1, Y_2) have Gaussian vector copula $C^{Ga}(u_1, u_2; \Omega)$ as in Example 1. The covariance matrix Ω is estimated from the empirical ranks $(\hat{R}_1(Y_{1i}), \hat{R}_2(Y_{2i}))_{i=1}^n$ using the method of moments and Figure 4b shows a 2×3 off diagonal scatterplot matrix from a sample of n data points simulated independently from the estimated Gaussian vector copula. Figure 4a replicates the top right off-diagonal block from the vector rank scatterplot matrix in Figure 3.

3. PARAMETRIC VECTOR COPULA FAMILIES

This section introduces two general classes of parametric vector copulas. Similarly to Gaussian vector copulas constructed in the previous section, the first class of vector copulas is constructed via the multivariate analogue of the inversion method from elliptical distributions. However, since vector ranks of general elliptical distributions do not have closed form expressions, we introduce compositions of a finite number of McCann's measure transport maps and call them *composition measure transports*. These maps will be used to construct parametric vector copulas from elliptical distributions. The same principle can be extended to other parametric families of distributions. The second class of vector copulas we develop here, called *Kendall vector copulas* is derived from a stochastic representation of vector copulas in Proposition 3.

3.1. Composition Measure Transport. We first introduce a class of maps that are compositions of gradients of convex functions and push the uniform forward to arbitrary distributions.

Definition 6 (Composition Measure Transport). Let μ be the uniform distribution on $[0, 1]^d$, and let P be an arbitrary distribution on \mathbb{R}^d . A composition measure transport from μ to P is a map $T : [0, 1]^d \rightarrow \mathbb{R}^d$ satisfying the following properties.

- (1) The map T pushes μ to P , i.e., $T\#\mu = P$.




Figure 4. Scatterplot of empirical vector ranks (rows are Nikkei and FTSE, columns are Hang Seng, S&P and DAX) and data simulated from a Gaussian vector copula.

(2) There exist l.s.c. convex functions $\psi_1, \dots, \psi_{L-1}, \psi_L$, for some L , such that

$$T := \nabla\psi_L \circ \nabla\psi_{L-1} \circ \dots \circ \nabla\psi_1, \mu\text{-almost everywhere.}$$

(3) If P is absolutely continuous with support in a convex set \mathcal{V} in \mathbb{R}^d , then

$$T^* = \nabla\psi_1^* \circ \nabla\psi_2^* \circ \dots \circ \nabla\psi_L^*$$

exists, equals T^{-1} , P -almost everywhere, and satisfies $T^*\#P = \mu$.

Existence of composition measure transports (hereafter composition MT) is guaranteed by Proposition 1. When $L = 1$, the maps T and T^* in Definition 6 reduce to vector quantiles and ranks of Definition 1. By allowing L to be larger than 1, we are able to choose convex functions ψ_l , $l \leq L$ such that the composition MT maps have explicit expressions. Composition MT maps are the tools we use to map multivariate marginal distributions into multivariate uniform distribution to remove all within vector dependence and marginal information. This is achieved with the following proposition, whose proof only requires a very minor variation on the proof of Theorem 1.

Proposition 2. For any joint distribution P on $\mathbb{R}^{d_1} \times \dots \times \mathbb{R}^{d_K}$ with absolutely continuous marginals P_k on \mathbb{R}^{d_k} with supports in convex sets, and any composition MT maps T_k , each $k \leq K$, there exists a unique vector copula C such that the following properties hold.

(1) For any collection (A_1, \dots, A_K) , where A_k is a Borel subset of \mathbb{R}^{d_k} , $k \leq K$,

$$P(A_1 \times \dots \times A_K) = P_C(T_1^*(A_1) \times \dots \times T_K^*(A_K)).$$

(2) For all Borel sets B_1, \dots, B_K , in $\mathcal{U}_1, \dots, \mathcal{U}_K$,

$$P_C(B_1 \times \dots \times B_K) = P(T_1(B_1) \times \dots \times T_K(B_K)). \quad (3.1)$$

Definition 7. The vector copula identified in Proposition 2 using the composition MT maps T_k , $k \leq K$, is called the (T_1, \dots, T_K) -vector copula derived from P .

When T_k is the vector quantile of P_k for each $k \leq K$, the (T_1, \dots, T_K) -vector copula derived from P is the vector copula associated with P of Definition 3. When at least one of the composition MT maps T_k , $k \leq K$ is not a vector quantile, the (T_1, \dots, T_K) -vector copula derived from P is not the vector copula associated with P , but can be used to construct multivariate distributions P' via part (4) of the vector Sklar Theorem 1 such that the vector copula associated with P' is the prespecified

(T_1, \dots, T_K) -vector copula derived from P . Since compositions of gradients of convex functions are in general not gradients of convex functions themselves, a (T_1, \dots, T_K) -vector copula derived from P does not characterize rank dependence between random vectors (Y_1, \dots, Y_K) with joint distribution P , unless all the maps T_1, \dots, T_K happen to be gradients of convex functions.

Proposition 2 presents a general approach to constructing parametric families of vector copulas from parametric families of multivariate distributions P with absolutely continuous marginals P_k on \mathbb{R}^{d_k} , $k \leq K$. A critical step in this approach is to derive composition MT map T_k of the marginal distribution P_k , $k \leq K$ such that T_k has an explicit expression. Below we illustrate this approach for general elliptical distributions to construct elliptical (T_1, \dots, T_K) -vector copulas.

3.2. Elliptical (T_1, \dots, T_K) -Vector Copulas. We first present explicit expressions for composition MT maps of general elliptical distributions and then present explicit expressions for (T_1, \dots, T_K) -vector copulas derived from elliptical distributions.

Definition 8 (Elliptical Distributions). A (regular) elliptical distribution on \mathbb{R}^d is the distribution of a random vector $R\Sigma^{1/2}U^{(d)}$, where $R \geq 0$ is a radial random variable, Σ is a full rank $d \times d$ scale matrix, $U^{(d)}$ is uniform on the unit sphere \mathcal{S}^{d-1} , and R and $U^{(d)}$ are mutually independent.

Examples of elliptical distributions include the following (see e.g., Chapter 3 of McNeil et al. (2005)):

- (1) *The centered multivariate Gaussian distribution $N(0, \Sigma)$.* It is the distribution of a random vector $R\Sigma^{1/2}U^{(d)}$, where $R \sim \chi_{[d]}$, Σ is a full rank $d \times d$ variance-covariance matrix, $U^{(d)}$ is uniform on the unit sphere \mathcal{S}^{d-1} , and R and $U^{(d)}$ are mutually independent;
- (2) *Student's t distribution.* The multivariate $t_{\nu, \Sigma}$ with degrees of freedom ν and scale matrix Σ is the distribution of a random vector $R\Sigma^{1/2}U^{(d)}$, where $R \geq 0$, R^2/d is a random variable with an $F_{\nu, d}$ distribution, $U^{(d)}$ is uniform on the unit sphere \mathcal{S}^{d-1} , and R and $U^{(d)}$ are mutually independent.

Definition 9 (Elliptical (T_1, \dots, T_K) -Vector Copulas). The (T_1, \dots, T_K) -vector copula derived from an elliptical distribution P on $\mathbb{R}^{d_1} \times \dots \times \mathbb{R}^{d_K}$ is called *elliptical*

(T_1, \dots, T_K) -vector copula derived from P . Proposition 2 guarantees that the elliptical (T_1, \dots, T_K) -derived from a specific elliptical distribution P exists and is uniquely defined.

Explicit expressions for elliptical (T_1, \dots, T_K) -vector copulas rely on explicit expressions for the composition MT maps (T_1, \dots, T_K) . To construct these maps, we rely on Lemma 5 in Appendix A.

Lemma 3 (Elliptical Composition MT). Let P be the elliptical distribution of the vector $\tilde{R}\Sigma^{1/2}U^{(d)}$, where $\tilde{R} \geq 0$ is a radial random variable with absolutely continuous distribution, Σ is a full rank $d \times d$ scale matrix, $U^{(d)}$ is uniform on the unit sphere \mathcal{S}^{d-1} , independent of \tilde{R} . The map T defined for every u in $[0, 1]^d$ by

$$T(u; \tilde{R}, \Sigma) = \frac{F_{\tilde{R}}^{-1} \circ F_R(\|\Phi^{-1}(u)\|)}{\|\Phi^{-1}(u)\|} \Sigma^{1/2} \Phi^{-1}(u), \quad (3.2)$$

where $R \sim \chi_{[d]}$, and Φ^{-1} uses the componentwise notation of (2.7), is a composition MT (with $L = 3$) that pushes the uniform μ to P .

We now combine Lemma 3 and Proposition 2 to characterize elliptical (T_1, \dots, T_K) -vector copulas.

Lemma 4 (Characterization of Elliptical (T_1, \dots, T_K) -Vector Copulas).

The (T_1, \dots, T_K) -vector copula derived from the elliptical distribution P of a vector $\tilde{R}\Sigma^{1/2}U^{(d)}$ is characterized by (3.1) where $T_k(\cdot) := T(\cdot; \tilde{R}, \Sigma_k)$, as in (3.2), and Σ_k denotes the k -th diagonal block of Σ for all $k \leq K$.

Explicit expressions for the composition MT maps T_k of elliptical distributions P_k can be derived from Lemma 3 and the corresponding elliptical copulas can be obtained from Lemma 4. The latter also provides a generic procedure to simulate a random vector distributed according to a prescribed elliptical (T_1, \dots, T_K) -vector copula:

Step 1. Generate a random vector $Y = (Y_1, \dots, Y_K)$ from the prescribed elliptical distribution;

Step 2. Let $U = (T_1^*(Y_1), \dots, T_K^*(Y_K))$, where T_k is given in Lemma 4. Vector U is distributed according to the desired elliptical (T_1, \dots, T_K) -vector copula.

We present two examples of elliptical (T_1, \dots, T_K) -vector copulas below.

Example 2 (Gaussian (T_1, \dots, T_K) -Vector Copulas). For any integer d , a centered Gaussian distribution on \mathbb{R}^d is the distribution of a random vector $\tilde{R}\Sigma^{1/2}U^{(d)}$, where $\tilde{R} \sim \chi_{[d]}$, $U^{(d)}$ is uniform on the unit sphere \mathcal{S}^{d-1} , and \tilde{R} and $U^{(d)}$ are mutually independent. Thus, the Gaussian (T_1, \dots, T_K) -vector copula can be constructed using Lemma 4. In the Gaussian case, the composition MT maps from Lemma 4 are $T_k(u) = \Sigma_k^{1/2}\Phi^{-1}(u)$ and the Gaussian (T_1, \dots, T_K) -vector copula is the distribution function of $(T_1^*(Y_1), \dots, T_K^*(Y_K))$, where $T_k^*(z) := \Phi(z)\Sigma_k^{1/2}$ for $z \in \mathbb{R}^{d_k}$ in which Φ uses the componentwise notation of (2.7) and Σ_k is the variance-covariance matrix of Y_k .

Since $(\Sigma_1^{-1/2}Y_1, \dots, \Sigma_K^{-1/2}Y_K) \sim \Phi_d(\cdot; \Omega)$, where

$$\Omega = \begin{pmatrix} I_{d_1} & \Sigma_1^{-1/2}\Sigma_{12}\Sigma_2^{-1/2} & \cdots & \Sigma_1^{-1/2}\Sigma_{1K}\Sigma_K^{-1/2} \\ \Sigma_2^{-1/2}\Sigma_{21}\Sigma_1^{-1/2} & I_{d_2} & \cdots & \Sigma_2^{-1/2}\Sigma_{2K}\Sigma_K^{-1/2} \\ \vdots & \vdots & \ddots & \vdots \\ \Sigma_K^{-1/2}\Sigma_{K1}\Sigma_1^{-1/2} & \Sigma_K^{-1/2}\Sigma_{K2}\Sigma_2^{-1/2} & \cdots & I_{d_K} \end{pmatrix},$$

we obtain that

$$C^{Ga}(u_1, \dots, u_K; \Omega) = \Phi_d(\Phi^{-1}(u_1), \dots, \Phi^{-1}(u_K); \Omega).$$

This is the Gaussian vector copula presented in Example 1. For each $k \leq K$, the (classical) copula of $\Sigma_k^{-1/2}Y_k$ is the independence copula and the vector copula C^{Ga} measures the between-dependence structure in

$$\left(\Sigma_1^{-1/2}Y_1, \dots, \Sigma_K^{-1/2}Y_K\right).$$

However, Y_k and $\Sigma_k^{-1/2}Y_k$ are not comonotonic unless $\Sigma_k = \sigma_k^2 I_{d_k}$ for a scalar $\sigma_k^2 > 0$, and the comonotonic invariance in Theorem 2 does not apply. Hence, when $\Sigma \neq \Omega$, the (T_1, \dots, T_K) -vector copula derived from $N(0, \Sigma)$ according to Definition 7 may not be the vector copula associated with $N(0, \Sigma)$ according to Definition 3.

Example 3 (Student's t (T_1, \dots, T_K) -vector copulas). A zero mean Student's t distribution with ν degrees of freedom and scale matrix Σ on \mathbb{R}^d is characterized by $Q\Sigma^{1/2}U^{(d)}$, where $Q \geq 0$, Q^2/d follows an F distribution with (d, ν) degrees of freedom. For

$k \leq K$, let

$$T_k(u_k) = \frac{F_{Q_k}^{-1} \circ F_{R_k}(\|\Phi^{-1}(u_k)\|)}{\|\Phi^{-1}(u_k)\|} \Sigma_k^{1/2} \Phi^{-1}(u_k), \quad (3.3)$$

where $Q_k \geq 0$, $Q_k^2/d_k \sim F_{d_k, \nu}$ and $R_k \sim \mathcal{X}_{[d_k]}$. The (T_1, \dots, T_K) -vector copula density derived from the centered Student's t distribution with ν degrees of freedom and scale matrix Σ on \mathbb{R}^d , where $d = d_1 + \dots + d_K$, is

$$c^t(u_1, \dots, u_K; \Sigma, \nu) = t_d(T_1(u_1), \dots, T_K(u_K); \Sigma, \nu) \prod_{k=1}^K [t_{d_k}(T_k(u_k); \Sigma_k, \nu)]^{-1},$$

where $t_d(\cdot; \Sigma, \nu)$ denotes the density of Student's t on \mathbb{R}^d with scale matrix Σ and degree of freedom ν . Although in general, Student's t (T_1, \dots, T_K) -vector copula is not the vector copula associated with Student's t distribution, it is identical to the (classical) Student's t copula, when $d_k = 1$ for each $k \leq K$, as shown in Appendix B.7.

Finally, we provide an algorithm for simulation of Student's t vector copula. It generalizes Algorithm 5.10 in McNeil et al. (2005) for simulation of Student's t copulas.

Step 1. Generate $Z \sim N_d(0, \Sigma)$;

Step 2. Generate a variable $W \sim Ig\left(\frac{\nu}{2}, \frac{\nu}{2}\right)$ independently and let $Y = \sqrt{W}Z$;

Step 3. The random vector $U = (T_1^{-1}(Y_1), \dots, T_K^{-1}(Y_K))$, where T_k is given in (3.3), and $Y = (Y_1, \dots, Y_K)$, follows distribution $C^t(\cdot; \Sigma, \nu)$.

3.3. Kendall Vector Copulas. A second method to construct parametric vector copulas, inspired by hierarchical Kendall copulas in Brechmann (2014), is to make use of the stochastic representation of a vector copula we establish below. We illustrate this method by introducing a new class of parametric vector copulas. It turns out to be the subclass of hierarchical Kendall copulas with independence cluster copulas. We thus call them Kendall vector copulas.

Proposition 3 (Stochastic Representation of Vector Copula). Let $U := (U_1, \dots, U_K)$ be a random vector of dimension $d := d_1 + \dots + d_K$ with each $U_k \sim \mu_k$ for $k \leq K$. Then

$$U \stackrel{d}{=} \left(\exp\left(R_1 U_1^{(d_1)}\right), \dots, \exp\left(R_K U_K^{(d_K)}\right) \right),$$

where for $k \leq K$, $U_k^{(d_k)}$ is uniform on the unit simplex on \mathbb{R}^{d_k} independent of the random variable R_k with distribution function

$$F_{R_k}(x) = \exp(-x) \sum_{j=0}^{d_k-1} \frac{x^j}{j!} \text{ for } x \in (-\infty, 0]. \quad (3.4)$$

Definition 10 (Kendall Vector Copulas). We call a *Kendall vector copula with nesting copula* $C_0 : [0, 1]^K \rightarrow [0, 1]$ the distribution of U in Proposition 3, in the case where $U_1^{(d_1)}, \dots, U_K^{(d_K)}$ are mutually independent, $(U_1^{(d_1)}, \dots, U_K^{(d_K)})$ is independent of (R_1, \dots, R_K) , and the (classical) copula of (R_1, \dots, R_K) is C_0 .

Since $U_1^{(d_1)}, \dots, U_K^{(d_K)}$ are mutually independent, the dependence structure in a Kendall vector copula denoted as C_{KV} is characterized by the nesting copula C_0 . We show in Appendix B.9 that the class of Kendall vector copulas defined in Definition 10 is the subclass of hierarchical Kendall copulas introduced in Brechmann (2014) with independence cluster copulas. When C_0 is absolutely continuous, this allows us to derive the following closed form expression for the density of Kendall vector copulas:

$$\begin{aligned} c_{KV}(u_1, \dots, u_K) &= c_0 \left(F_{R_1} \left(\ln \left[\prod_{j=1}^{d_1} u_{1j} \right] \right), \dots, F_{R_K} \left(\ln \left[\prod_{j=1}^{d_K} u_{Kj} \right] \right) \right) \\ &\quad \times \prod_{k=1}^K \left(\prod_{j=1}^{d_k} u_{kj} \right), \end{aligned} \quad (3.5)$$

where c_0 is the density of C_0 .

A special class of Kendall vector copulas is obtained when the nesting copula C_0 is Archimedean (see Appendix B.8). By choosing Clayton, Gumbel, and Frank copula generators, we obtain different classes of Kendall vector copulas with different between vector dependence structure.

Finally we present an algorithm to simulate from a Kendall vector copula with nesting copula C_0 based on the stochastic representation of a Kendall vector copula in Proposition 3. It is similar to Algorithms 14 and 20 in Brechmann (2014).

Step 1. Generate (V_1, \dots, V_K) from C_0 .

Step 2. Let $R_k = F_{R_k}^{-1}(V_k)$ for each $k \leq K$.

Step 3. Generate mutually independent $U_k^{(d_k)}$ from the uniform distribution on the unit simplex on \mathbb{R}^{d_k} for $k \leq K$.

Step 4. Let $U_k = (U_{k1}, \dots, U_{kd_k})$, with $U_{kj} = \exp\left(R_k U_{kj}^{(d_k)}\right)$ for $j = 1, \dots, d_k$ and $k \leq K$. Then $U = (U_1, \dots, U_K)$ follows the Kendall vector copula C_{KV} with nesting copula C_0 .

To illustrate the Kendall vector copula construction and its possible uses, we fit Kendall copulas with Clayton, Frank, Gaussian or Gumbel nesting copulas and investigate the effect of the financial crisis on between-vector dependence in our vector of five international stock indices. As before, $R_1(Y_1)$ and $R_2(Y_2)$ are the population vector ranks of Y_1 (Hang Seng and Nikkei) and Y_2 (FTSE, S&P and DAX) respectively. Assume (Y_1, Y_2) have Kendall vector copula given in (3.5). The nesting copula C_0 , i.e., the copula of (R_1, R_2) , is either Clayton, Frank, Gaussian or Gumbel. Formulas for the latter are given in Appendix B.10 for convenience. Estimation is straightforward, as the densities of the Kendall copula with Clayton, Frank, Gaussian, and Gumbel nesting copulas are given in closed form.

Figure 5 shows bivariate scatterplots for the empirical version (\hat{V}_1, \hat{V}_2) of $(V_1, V_2) := (F_{R_1}(R_1), F_{R_2}(R_2))$ for the pre-crisis, crisis and post-crisis periods respectively. Appendix B.9 shows that $V_1 = K_2(U_1 U_2)$ and $V_2 = K_3(U_3 U_4 U_5)$, where (U_1, U_2) and (U_3, U_4, U_5) denote the components of the ranks $R_1(Y_1)$ and $R_2(Y_2)$ respectively and K_k denotes the Kendall distribution of the independence copula, whose expression is given in (B.3). The sample $(\hat{V}_{1i}, \hat{V}_{2i})_{i=1}^n$ is computed from the sample of empirical vector ranks via $\hat{V}_{1i} := K_2(\hat{U}_{1i} \hat{U}_{2i})$ and $\hat{V}_{2i} := K_3(\hat{U}_{3i} \hat{U}_{4i} \hat{U}_{5i})$, where $(\hat{U}_{1i}, \hat{U}_{2i})$ and $(\hat{U}_{3i}, \hat{U}_{4i}, \hat{U}_{5i})$ denote the components of the empirical ranks $\hat{R}_1(Y_{1i})$ and $\hat{R}_2(Y_{2i})$ respectively. Clayton, Gaussian, Frank and Gumbel bivariate copulas are fitted to

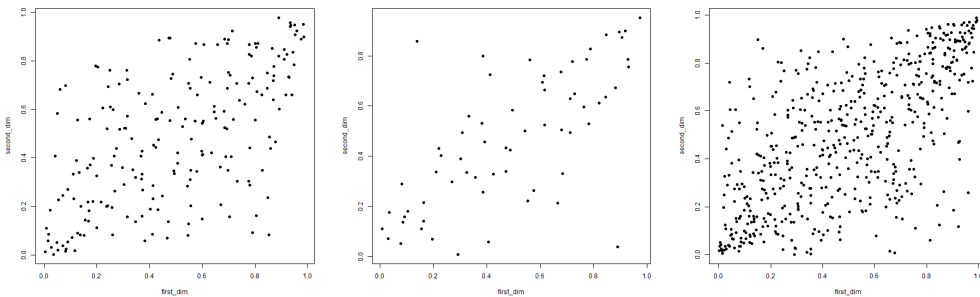


Figure 5. Scatterplot of (\hat{V}_1, \hat{V}_2) for pre-crisis, crisis and post-crisis index returns respectively.

the sample $(\hat{V}_{1i}, \hat{V}_{2i})_{i=1}^n$ and estimated parameters are transformed to the corresponding value of Kendall's τ for comparison. Results are given in Table 1. The vector copula analysis of these five stock indices thereby yields an insight into the financial contagion that accompanied the 2008 financial crisis. Kendall's τ increased during the crisis, then declined again, but remained weakly higher in the post-crisis than in the pre-crisis periods.

Table 1. Kendall's τ implied from the Kendall nesting copula parameters estimated from the stock index residuals.

	Pre-Crisis	Crisis	Post-Crisis
Clayton	0.36	0.38	0.36
Frank	0.45	0.56	0.49
Gaussian	0.44	0.46	0.46
Gumbel	0.47	0.57	0.50

CONCLUDING REMARKS

We have proposed a framework to characterize dependence between random vectors, as distinct from within vector dependence in the same way copulas characterize dependence between random variables as distinct from marginal information. The basic building block is what we call a vector copula, which is simply a multivariate distribution with uniform multivariate marginals. Hence, the class of vector copulas is merely a subclass of the class of copulas, with the added constraint that the multivariate marginals are uniform. The contribution of the paper was to associate one such vector copula with any multivariate distribution with given non overlapping marginals and to show that this vector copula does indeed characterize between vector dependence for such a distribution. By characterization of between vector dependence, we mean that the original distribution can be recovered from the vector copula and the multivariate marginals, the vector copula is unique in case of absolutely continuous multivariate marginals, and finally, that the vector copula is invariant to the class of transformations that leave between vector dependence unchanged.

The main device we used to derive the vector copula associated with a distribution is the multivariate analogue of the probability integral transform, or vector ranks, introduced in Chernozhukov et al. (2017) and based on the theory of measure transportation. However, since vector ranks are rarely available in explicit form, parametric families of vector copulas cannot be readily constructed from existing parametric families of multivariate distributions. We therefore proposed a couple of strategies to construct parametric families of vector copulas. One is based on ideas inherited from the literature on hierarchical copula models, in which the lower level copulas are independence copulas. Another relies on measure transport theory to turn parametric families of multivariate distributions into vector copulas by transforming the multivariate marginals into uniforms. To obtain explicit forms, we rely on compositions of optimal transport maps. However, since the composition of optimal transport maps is not, in general, an optimal transport map itself, the parametric family of vector copulas thus obtained is not, in general, the family of vector copulas associated with the multivariate distribution used to derive it. In other words, it does not characterize between vector dependence in the latter. It is nonetheless a useful tool to construct new families of multivariate distributions in a way that properly distinguishes between vector dependence and within vector dependence, a goal that cannot be achieved with existing parametric families of multivariate distributions.

Throughout the paper, we have illustrated the use of semiparametric vector copula based models to study financial contagion through the evolution of between-vector dependence before, during and after the 2008 financial crisis for a collection of five aggregate stock indices. Developing formal estimation and inference methods for such models is of utmost importance and is an on-going project of the authors. Once developed, we anticipate many applications of this new tool, that mirror applications of traditional copulas in quantitative finance and econometrics.

APPENDIX A. VECTOR RANKS AND MULTIVARIATE MONOTONICITY

A.1. Convex analysis preliminaries. Let \mathcal{U} and \mathcal{Y} be convex subsets of \mathbb{R}^d with non-empty interiors. A *convex* function ψ on \mathcal{U} refers to a function $\psi : \mathcal{U} \rightarrow \mathbb{R} \cup \{+\infty\}$ for which $\psi((1-t)x+tx') \leq (1-t)\psi(x)+t\psi(x')$ for any (x, x') such that $\psi(x)$ and $\psi(x')$ are finite and for any $t \in (0, 1)$. Such a function is continuous on the interior of the

convex set $\text{dom } \psi := \{x \in \mathcal{U} : \psi(x) < \infty\}$, called the domain of ψ . A function ψ is called *proper* if $\text{dom}(\psi) \neq \emptyset$.

A convex function ψ is differentiable Lebesgue-almost everywhere in $\text{dom } \psi$, by the Alexandroff Theorem, see Theorem 14.25 in Villani (2009). For any proper function $\psi : \mathcal{U} \mapsto \mathbb{R} \cup \{+\infty\}$, the *conjugate* $\psi^* : \mathcal{Y} \mapsto \mathbb{R} \cup \{+\infty\}$ of ψ is defined for each $y \in \mathcal{Y}$ by

$$\psi^*(y) := \sup_{z \in \mathcal{U}} [y^\top z - \psi(z)].$$

The conjugate ψ^* of ψ is a proper convex lower-semi-continuous function on \mathcal{Y} . We shall call a *conjugate pair of potentials* over $(\mathcal{U}, \mathcal{Y})$ any pair of lower-semi-continuous convex functions (ψ, ψ^*) that are conjugates of each other. Legendre-Fenchel duality states that for any proper lower semicontinuous convex function ψ , $(\psi^*)^* = \psi$.

The *subdifferential* $\partial\psi(x)$ of a convex function ψ at a point $x \in \text{dom}(\psi)$ is

$$\partial\psi(x) := \{h \in \mathbb{R}^d : \forall y \in \mathbb{R}^d, \psi(y) \geq \psi(x) + (y - x)^\top h\}.$$

When ψ is differentiable at x , then $\partial\psi(x) = \{\nabla\psi(x)\}$. The subdifferential is the set

$$\partial\psi := \{(x, y) \in \mathbb{R}^d \times \mathbb{R}^d, y \in \partial\psi(x)\}.$$

For any proper lower semicontinuous convex function $\psi : \mathcal{U} \rightarrow \mathbb{R} \cup \{+\infty\}$, and any pair $x, y \in \text{dom}(\psi)$, we have, by Proposition 2.4 in Villani (2003),

$$\begin{aligned} \psi(x) + \psi^*(y) = x^\top y &\Leftrightarrow y \in \partial\psi(x) \\ &\Leftrightarrow x \in \partial\psi^*(y). \end{aligned}$$

Therefore, we have (Lemma 3.1 in Ghosal and Sen (2019)) :

$$\begin{aligned} y \in \partial\psi(\partial\psi^*(y)) \text{ for all } y \in \mathbb{R}^d, \quad x \in \partial\psi^*(\partial\psi(x)) \text{ for all } x \in \mathbb{R}^d, \\ \text{and } (\partial\psi)^{-1}(B) = \partial\psi^*(B), \text{ for any Borel set } B. \end{aligned} \tag{A.1}$$

A subset $\Gamma \in \mathbb{R}^d \times \mathbb{R}^d$ is called *cyclically monotone* if for all $m \geq 2$ and for all sequences of pairs $(x_1, y_1), \dots, (x_m, y_m)$ in Γ ,

$$\sum_{i=1}^m \|y_i - x_i\|^2 \geq \sum_{i=1}^m \|y_{i-1} - x_i\|^2,$$

with the convention $y_0 = y_m$, or equivalently,

$$\sum_{i=1}^m y_i^\top (x_{i+1} - x_i) \leq 0,$$

with the convention $x_{m+1} = x_1$. A function ψ is called cyclically monotone if its graph $\{(x, y) \in \mathbb{R}^d \times \mathbb{R}^d, y = \psi(x)\}$ is a cyclically monotone set, or equivalently if for all finite collection x_1, \dots, x_m of points in $\text{dom}(\psi)$,

$$\sum_{i=1}^m \psi(x_i)^\top (x_{i+1} - x_i) \leq 0,$$

with the convention $x_{m+1} = x_1$. By Theorem 2.27 of Villani (2003), Γ is cyclically monotone if and only if it is included in the subdifferential of a proper lower semicontinuous convex function, and the maximal cyclically monotone subsets of $\mathbb{R}^d \times \mathbb{R}^d$ are exactly the subdifferentials of proper lower semicontinuous convex functions on \mathbb{R}^d . Hence, the cyclically monotone maps on \mathbb{R}^d are the gradients of convex functions.

A.2. Vector ranks. Let X be a random variable with absolutely continuous distribution P_X . The cumulative distribution F_X of X is a rank function that transports the distribution P_X to the uniform distribution μ on $[0, 1]$, in the sense that $F_X(X) \sim \mu$. Conversely, the quantile function F_X^{-1} transports the distribution μ to P_X , in the sense that for any $U \sim \mu$, $F_X^{-1}(U) \sim P_X$. Among all maps that transport μ to P_X (resp. P_X to μ), the map F_X^{-1} (resp. F_X) is very special: it is the only monotone nondecreasing one. The map F_X^{-1} is also the almost everywhere only map that minimizes expected squared error (or, equivalently, maximizes correlation)

$$\min_T \mathbb{E}[\|U - T(U)\|^2], \text{ subject to } U \sim \mu \text{ and } T(U) \sim P_X. \quad (\text{A.2})$$

Problem (A.2) can still be used to define quantiles in \mathbb{R}^d in spite of the absence of a natural ordering of outcomes. Let μ now be supported on a compact subset \mathcal{K} of \mathbb{R}^d . The map $Q_X : \mathcal{K} \rightarrow \mathbb{R}^d$ that minimizes (A.2) exists and is almost everywhere unique and is cyclically monotone (almost everywhere equals the gradient of a convex function) by the *Polar Factorization Theorem*, see Rachev and Rüschendorf (1990) and Brenier (1991).

Suppose the hypotheses of Proposition 1(1) hold and P_X and μ have finite second moments, then the function ψ , or optimal potential, solves the optimization problem

$$\int \psi d\mu + \int \psi^* dP_X = \inf_{(\tilde{\psi}, \tilde{\psi}^*)} \left(\int \tilde{\psi} d\mu + \int \tilde{\psi}^* dP_X \right), \quad (\text{A.3})$$

where the infimum is taken over the class of conjugate pairs of potentials. This problem is dual to the optimal transport problem (A.2). Moreover, under the hypotheses of Proposition 1(1), $\nabla\psi$ is the unique optimal transport map from μ to P for quadratic cost, in the sense that any other optimal transport coincides with $\nabla\psi$ on a set of μ -measure 1 (see Villani (2003)). Under the hypotheses of Proposition 1(2), $\nabla\psi^*$ is the unique optimal (reverse) transport map from P_X to μ for quadratic cost, in the sense that any other optimal transport coincides with $\nabla\psi^*$ on a set of P_X -measure 1.

Formulation (A.3) shows that transport potentials (ψ, ψ^*) can be computed as the solution of a convex optimization problem. The discrete version of (A.3), when both μ and P_X are discretized, is a linear programming problem. Hence, empirical versions of the transport potentials can be computed efficiently. See Peyré and Cuturi (2019) for a recent account of computational optimal transport. A recent algorithm not included in the latter is Jacobs and Léger (2020). Convergence of empirical versions to population counterparts is shown in Chernozhukov et al. (2017), Zemel and Panaretos (2019), Hallin et al. (2021), Ghosal and Sen (2019), Boeckel et al. (2018), and Deb and Sen (2019).

There are very few known explicit formulas for optimal transport maps. Some notable exceptions we use in this paper are given in the following lemma. If X is a random vector with distribution P_X and T solves (A.2), then the pair $(X, T(X))$ is called an *optimal coupling with respect to quadratic transportation cost*.

Lemma 5 (Cuesta-Albertos et al. (1993)). Let A be a positive definite matrix on \mathbb{R}^d . Let α be a non-decreasing function and define $T(x) = \alpha(\|x\|)x/\|x\|$. If X has absolutely continuous distribution on \mathbb{R}^d , then (X, AX) and $(X, T(X))$ are both optimal couplings with respect to quadratic transportation cost.

Problem (A.2) requires existence of second moments, a restriction that is incompatible with a definition of vector quantiles for arbitrary distributions. However, in a

seminal extension of the Polar Factorization Theorem based on cyclical monotonicity of the solution, McCann (1995) shows existence and uniqueness of the cyclically monotone map transporting an absolutely continuous distribution μ to an arbitrary distribution P_X , as stated in Proposition 1. This motivates the definition of vector quantiles and ranks in Definition 1.

When both μ and P_X admit densities m and p respectively, the change of variables formula is a special case of the celebrated *Monge-Ampère equation*, see Chapter 4 of Villani (2003). From Proposition 1, we know that there exists an almost everywhere unique gradient $\nabla\psi$ (the vector quantile of Definition 1) of a convex function ψ such that $\nabla\psi\#\mu = P_X$. Hence, for any continuous bounded function f , we have

$$\int f(x)p(x)dx = \int f(\nabla\psi(u))m(u)du. \quad (\text{A.4})$$

Assuming that p is positive and that ψ is twice continuously differentiable and strictly convex, then the change of variables $x = \nabla\psi(u)$ in the left-hand side of (A.4) yields

$$\int f(x)p(x)dx = \int f(\nabla\psi(u))p(\nabla\psi(u))\det(D^2\psi(u))du. \quad (\text{A.5})$$

From equality of the right-hand sides of (A.4) and (A.5) and the fact that f can be chosen arbitrarily, we get the Monge-Ampère equation

$$\det(D^2\psi(u)) = \frac{m(u)}{p(\nabla\psi(u))}, \quad \mu\text{-a.e.}, \quad (\text{A.6})$$

which we use to compute vector copula densities in Section 2.3.

Finally, the following lemma shows how vector quantiles and ranks relate to the quantiles and ranks of mutually independent subvectors.

Lemma 6 (Ghosal and Sen (2019)). Let X_k be a random vector on \mathbb{R}^{d_k} with vector quantile Q_k and vector rank R_k , $k \leq K$, and let $X = (X_1, \dots, X_K)$ have vector quantile Q and vector rank R . Then the following statements are equivalent:

- (1) The random vectors X_1, \dots, X_K are mutually independent.
- (2) We have $Q = (Q_1, \dots, Q_K)$ and $R = (R_1, \dots, R_K)$ almost everywhere.

APPENDIX B. PROOFS OF RESULTS IN THE MAIN TEXT

B.1. A Proof of the Vector Sklar Theorem. For the proof of Theorem 1, we need the following definition and result, due to Vorobev (1962) and Kellerer (1964).

Definition 11 (Decomposability). A finite collection $\{S_1, \dots, S_N\}$ of subsets of a finite set \mathcal{S} is called *decomposable* if there exists a permutation σ of $\{1, \dots, N\}$ such that

$$\left(\bigcup_{l < m} S_{\sigma(l)} \right) \cap S_{\sigma(m)} \in \bigcup_{l < m} 2^{S_{\sigma(l)}} \quad \text{for all } 1 \leq m \leq N. \quad (\text{B.1})$$

For instance, the collection of subsets $\{\{1, 2\}, \{2, 3\}\}$ of set $\{1, 2, 3\}$ is decomposable, but $\{\{1, 2\}, \{2, 3\}, \{1, 3\}\}$ is not.³

Proposition 4 below is proved in Kellerer (1964). It is also referenced in Rüschendorf (2013) as Theorem 1.27 page 29 and in Section 3.7 of Joe (1997).

Proposition 4 (Existence of probability measures with overlapping marginals). Let $X_k := (\mathbb{R}, \mathcal{B}(\mathbb{R}))$, for $k = 1, \dots, K$. Let $\mathcal{S} := \{S_1, \dots, S_N\}$ be an arbitrary collection of subsets of $\{1, \dots, K\}$. For each $j \leq N$, let P_j be a probability measure on the product space $\times_{k \in S_j} X_k$. Then there exists a probability measure on $\times_k X_k$ with marginal P_j on $\times_{k \in S_j} X_k$, all $j = 1, \dots, N$, if the following two conditions hold.

- (1) The marginals P_{j_1} and P_{j_2} coincide on $\times_{k \in S_{j_1} \cap S_{j_2}} X_k$, all $j_1 < j_2 \leq N$.
- (2) The collection \mathcal{S} is decomposable.

Proof of Theorem 1. (1) For $i = 1, \dots, 2 \times \sum_{k=1}^K d_k$, define $X_i := (\mathbb{R}, \mathcal{B}(\mathbb{R}))$. Let $S_1 :=$

$$\left\{ 1, 2, \dots, \sum_{k=1}^K d_k \right\} \text{ and for each } k \leq K, \text{ set } d_0 := 0, \text{ and define}$$

$$S_{1+k} := \left\{ \sum_{l=\min\{1, k-1\}}^{k-1} d_l + 1, \dots, \sum_{l=1}^k d_l, \sum_{l=1}^K d_l + \sum_{l=1}^{k-1} d_l + 1, \dots, \sum_{l=1}^K d_l + \sum_{l=1}^k d_l \right\}.$$

We first show existence of a joint probability distribution π on $\times_i X_i$ with marginals P on $\times_{i \in S_1} X_i$ and $(\text{Id}, T_k) \# \mu_k$ on $\times_{i \in S_{1+k}} X_i$, each $k \leq K$. For this,

³We are grateful to an anonymous referee for suggesting adding this counterexample.

we only need to verify conditions (1) and (2) of Proposition 4 applied to the family $\mathcal{S} := \{S_1, \dots, S_N\}$, where $N := 1 + K$. Condition (1) is satisfied, since the marginal of $(\text{Id}, T_k) \# \mu_k$ is $T_k \# \mu_k$, which is equal to P_k by definition of the generalized vector quantile (Definition 1). There remains to show that the collection \mathcal{S} is decomposable. Take any integer $m \in \{2, \dots, N\}$. We have

$$\left(\bigcup_{l < m} S_l \right) \cap S_m = \left\{ \sum_{l=\min\{1, k-1\}}^{k-1} d_l + 1, \dots, \sum_{l=1}^k d_l \right\},$$

which belongs to the set of subsets of S_1 , so that Equation (B.1) holds. The theorem follows since the projection of π on $\mathcal{U}_1 \times \dots \times \mathcal{U}_K$ is a vector copula as desired.

- (2) Let $(Y_1, \dots, Y_K, U_1, \dots, U_K)$ follow a joint distribution on $(\mathbb{R}^{d_1} \times \dots \times \mathbb{R}^{d_K}) \times (\mathcal{U}_1 \times \dots \times \mathcal{U}_K)$ as in (1). Then for each $k \leq K$, $(U_k, Y_k) \sim (\text{Id}, \nabla \psi_k) \# \mu_k$ and $Y_k = \nabla \psi_k(U_k)$. Hence for all Borel sets A_1, \dots, A_K , in $\mathbb{R}^{d_1}, \dots, \mathbb{R}^{d_K}$,

$$\begin{aligned} P(A_1 \times \dots \times A_K) &= \Pr(\nabla \psi_1(U_1) \in A_1, \dots, \nabla \psi_K(U_K) \in A_K) \\ &= \Pr(U_1 \in \partial \psi_1^*(A_1), \dots, U_K \in \partial \psi_K^*(A_K)) \\ &= P_C(\partial \psi_1^*(A_1) \times \dots \times \partial \psi_K^*(A_K)), \end{aligned}$$

where the penultimate equality follows from Equation (A.1).

- (3) When P_k is absolutely continuous with support in a convex set, $U_k = \nabla \psi_k^*(Y_k)$, P_k -almost everywhere, by Definition 1. So for all Borel sets B_1, \dots, B_K , in $\mathcal{U}_1, \dots, \mathcal{U}_K$,

$$\begin{aligned} P_C(B_1 \times \dots \times B_K) &= \Pr(\nabla \psi_1^*(Y_1) \in B_1, \dots, \nabla \psi_K^*(Y_K) \in B_K) \\ &= \Pr(Y_1 \in \nabla \psi_1(B_1), \dots, Y_K \in \nabla \psi_K(B_K)) \\ &= P(\nabla \psi_1(B_1) \times \dots \times \nabla \psi_K(B_K)), \end{aligned}$$

implying that the vector copula C is uniquely determined. □

B.2. Proof of Theorem 2. Let $(Y_1, \dots, Y_K, U_1, \dots, U_K)$ follow a joint distribution on $(\mathbb{R}^{d_1} \times \dots \times \mathbb{R}^{d_K}) \times (\mathcal{U}_1 \times \dots \times \mathcal{U}_K)$ as in Theorem 1(1). For each $k \leq K$, denote

by Q_k and \tilde{Q}_k vector quantiles associated with the distributions of Y_k and \tilde{Y}_k , respectively. Then, for each $k \leq K$, it holds that $Y_k = Q_k(U_k)$, μ_k -almost surely. Since Y_k and \tilde{Y}_k are comonotonic, we also have $\tilde{Y}_k = \tilde{Q}_k(U_k)$, μ_k -almost surely. Hence the joint distribution of $(\tilde{Y}_1, \dots, \tilde{Y}_K, U_1, \dots, U_K)$ satisfies the conditions that characterize a vector copula associated with the distribution \tilde{P} of $(\tilde{Y}_1, \dots, \tilde{Y}_K)$.

B.3. Proof of Lemma 1. Let the vector $(Y_1, \dots, Y_K, U_1, \dots, U_K)$ follow a joint distribution on $(\mathbb{R}^{d_1} \times \dots \times \mathbb{R}^{d_K}) \times (\mathcal{U}_1 \times \dots \times \mathcal{U}_K)$ as in Theorem 1(1). For each $k \leq K$, denote by Q_k and \tilde{Q}_k vector quantiles associated with the distributions of Y_k and \tilde{Y}_k , respectively. Then $Y_k = Q_k(U_k)$, μ_k -almost surely. Since Y_k and \tilde{Y}_k are comonotonic (resp. countermonotonic) for each $k \leq K_1$ (resp. $K_1 < k \leq K$), we have $\tilde{Y}_k = \tilde{Q}_k(U_k)$ (resp. $\tilde{Y}_k = \tilde{Q}_k(1_{d_k} - U_k)$) for each $k \leq K_1$ (resp. $K_1 < k \leq K$), μ_k -almost surely. Hence the joint distribution of $(U_1, \dots, U_{K_1}, 1_{d_{K_1+1}} - U_{K_1+1}, \dots, 1_{d_K} - U_K)$ satisfies the conditions that characterize a vector copula associated with the distribution \tilde{P} of $(\tilde{Y}_1, \dots, \tilde{Y}_K)$.

B.4. Proof of Lemma 2. Let U_1, \dots, U_K be comonotonic vectors. Then, by definition of comonotonicity, in view of the fact that U_1 has distribution μ , $U_k = Q_k(U_1)$, where Q_k is the vector quantile of U_k for each $2 \leq k \leq K$. Since U_k also has distribution μ , it follows that $Q_k = \text{Id}$, for each $2 \leq k \leq K$. Hence, $U_1 = \dots = U_K$. The conclusion on comonotonic copulas follows. Let U_1 and U_2 be distributed according to μ and be countermonotonic. Then $U_2 = Q_2(1_d - U_1)$, where Q_2 is the vector quantile of U_2 . Since U_2 also has distribution μ , it follows that $T_2 = \text{Id}$. Hence, $U_2 = 1_d - U_1$. The characterization of the countermonotonic copulas follows.

B.5. Proof of Lemma 3. First, $T = \nabla\psi_3 \circ \nabla\psi_2 \circ \nabla\psi_1$, where

$$\nabla\psi_1(u) = \Phi^{-1}(u), \quad \nabla\psi_2(u) = \frac{F_{\tilde{R}}^{-1} \circ F_R(\|u\|)}{\|u\|}u, \quad \text{and} \quad \nabla\psi_3(u) = \Sigma^{1/2}u.$$

It follows from Lemma 6 in Appendix A that $\nabla\psi_1$ is the gradient of a convex function pushing the uniform μ to $N(0, I_d)$. Lemma 5 in Appendix A implies that both $\nabla\psi_2$ and $\nabla\psi_3$ are gradients of convex functions. We now show that $\nabla\psi_3 \circ \nabla\psi_2$ pushes $N(0, I_d)$ forward to P . Recall that $N(0, I_d)$ is the distribution of the random vector $RU^{(d)}$, where $R \sim \chi_{[d]}$, and $U^{(d)}$ is uniform on the unit sphere \mathcal{S}^{d-1} ,

independent of R . Thus for $Z \sim N(0, I_d)$, it holds that

$$\begin{aligned} \nabla\psi_3 \circ \nabla\psi_2(Z) &= \frac{F_{\tilde{R}}^{-1} \circ F_R(\|Z\|)}{\|Z\|} \Sigma^{1/2} Z \\ &\stackrel{d}{=} \Sigma^{1/2} F_{\tilde{R}}^{-1} \circ F_R(\|RU^{(d)}\|) \frac{RU^{(d)}}{\|RU^{(d)}\|}. \end{aligned}$$

Corollary 3.23 in McNeil et al. (2005) implies that

$$\left(\|RU^{(d)}\|, \frac{RU^{(d)}}{\|RU^{(d)}\|} \right) \stackrel{d}{=} (R, U^{(d)}),$$

which in turn implies that

$$\begin{aligned} \left(F_{\tilde{R}}^{-1} \circ F_R(\|RU^{(d)}\|), \frac{RU^{(d)}}{\|RU^{(d)}\|} \right) &\stackrel{d}{=} \left(F_{\tilde{R}}^{-1} \circ F_R(R), U^{(d)} \right) \\ &\stackrel{d}{=} \left(\tilde{R}, U^{(d)} \right). \end{aligned}$$

Finally we obtain that $\nabla\psi_3 \circ \nabla\psi_2(Z) \stackrel{d}{=} \tilde{R}\Sigma^{1/2}U^{(d)}$.

B.6. Proof of Lemma 4. Noting that P_k is the distribution of $\tilde{R}\Sigma_k^{1/2}U^{(d_k)}$, $k \leq K$, Lemma 4 follows from Theorem 1(2) and Lemma 3.

B.7. Student's t vector copula reduces to classical Student's t copula. When $d_k = 1$ for all $k \leq K$, $Q_k^2/d_k = Q_k^2 \sim F_{1,\nu}$ and $R_k \sim \chi_{[1]}$. Then for $Z \sim N(0, 1)$, we obtain that

$$\begin{aligned} T_k(u_k) &= \nabla\psi_k(\Phi^{-1}(u_k)) = \frac{F_{Q_k}^{-1} \circ F_{R_k}(|\Phi^{-1}(u_k)|)}{|\Phi^{-1}(u_k)|} \Phi^{-1}(u_k) \Sigma_k^{1/2} \\ &= F_{Q_k}^{-1} \circ \Pr(|Z| \leq |\Phi^{-1}(u_k)|) \frac{\Phi^{-1}(u_k)}{|\Phi^{-1}(u_k)|} \Sigma_k^{1/2} \\ &= F_{Q_k}^{-1} \circ \Pr(-|\Phi^{-1}(u_k)| \leq Z \leq |\Phi^{-1}(u_k)|) \frac{\Phi^{-1}(u_k)}{|\Phi^{-1}(u_k)|} \Sigma_k^{1/2}. \end{aligned}$$

Let S_k follow the Student's t distribution with ν degrees of freedom. By the relation between the Student's t distribution and the F distribution, it holds that $S_k^2 \sim F_{1,\nu}$.

Since $Q_k^2 \sim F_{1,\nu}$, Q_k can be characterized as $|S_k|$. Thus, we have that for $q_k \geq 0$,

$$\begin{aligned} F_{Q_k}(q_k) &= \Pr(0 \leq Q_k \leq q_k) = \Pr(0 \leq |S_k| \leq q_k) \\ &= \Pr(-q_k \leq S_k \leq q_k) = 2(F_{S_k}(q_k) - 1/2), \end{aligned}$$

where $F_{S_k}(\cdot)$ is the distribution function of S_k . For $u_k \geq 1/2$, it holds that

$$\begin{aligned} T_k(u_k) &= F_{Q_k}^{-1} \circ \Pr(-\Phi^{-1}(u_k) \leq Z \leq \Phi^{-1}(u_k)) \Sigma_k^{1/2} \\ &= F_{Q_k}^{-1}(2(u_k - 1/2)) = F_{S_k}^{-1}(u_k) \Sigma_k^{1/2}, \end{aligned}$$

and for $u_k < 1/2$, it holds that

$$\begin{aligned} T_k(u_k) &= -F_{Q_k}^{-1} \circ \Pr(\Phi^{-1}(u_k) \leq Z \leq -\Phi^{-1}(u_k)) \Sigma_k^{1/2} \\ &= -F_{Q_k}^{-1}(2(1/2 - u_k)) = F_{S_k}^{-1}(u_k) \Sigma_k^{1/2}. \end{aligned}$$

Thus, letting Q_ν and $t(\cdot; \nu)$ denote the quantile and density functions of the Student's t distribution with ν degrees of freedom respectively, we obtain the vector copula density given by

$$c^t(u_1, \dots, u_K; \Sigma, \nu) = t_d(Q_\nu(u_1), \dots, Q_\nu(u_K); \Omega, \nu) \prod_{k=1}^K \left[\frac{1}{t(Q_\nu(u_k); \nu)} \right],$$

which is the same as the density of the classical t copula, where

$$\Omega = \begin{pmatrix} 1 & \Sigma_{12}/(\Sigma_1^{1/2}\Sigma_2^{1/2}) & \cdots & \Sigma_{1K}/(\Sigma_1^{1/2}\Sigma_K^{1/2}) \\ \Sigma_{21}/(\Sigma_1^{1/2}\Sigma_2^{1/2}) & 1 & \cdots & \Sigma_{2K}/(\Sigma_K^{1/2}\Sigma_2^{1/2}) \\ \vdots & \vdots & \ddots & \vdots \\ \Sigma_{K1}/(\Sigma_1^{1/2}\Sigma_K^{1/2}) & \Sigma_{K2}/(\Sigma_K^{1/2}\Sigma_2^{1/2}) & \cdots & 1 \end{pmatrix}.$$

B.8. Proof of Proposition 3. A K dimensional copula is called Archimedean if it permits the representation:

$$C(u) = \psi(\psi^{-1}(u_1) + \dots + \psi^{-1}(u_K)), u \in [0, 1]^K$$

for some Archimedean generator ψ , namely, $\psi : [0, \infty) \rightarrow [0, 1]$ is a nonincreasing and continuous function which satisfies the conditions: $\psi(0) = 1$ and $\lim_{x \rightarrow \infty} \psi(x) = 0$ and is strictly decreasing on $[0, \inf\{x : \psi(x) = 0\})$.

It is known that the distribution of U_k is the d_k -dimensional independence copula and is Archimedean with generator function $\exp(-u)$. Theorem 3.1(ii) and Example 3.2 in McNeil and Neslehová (2009) imply that

$$(-\ln(U_{k1}), \dots, -\ln(U_{kd_k})) = -R_k U_k^{(d_k)}, \quad (\text{B.2})$$

for some uniform $U_k^{(d_k)}$ on the unit simplex, and some R_k with distribution given in (3.4), independent of $U_k^{(d_k)}$, each $k \leq K$. Inverting the expression in (B.2) yields the result.

B.9. Derivation of the Kendall vector copula density (3.5). To see why (3.5) holds, let $\tilde{V}_k := K_k \left(\prod_{j=1}^{d_k} U_{kj} \right)$, where K_k is the Kendall distribution function of the independence copula, i.e.:

$$K_k(u) := \mathbb{P} \left(\prod_{j=1}^{d_k} U_{kj} \leq u \right) = u \sum_{i=0}^{d_k-1} \frac{\log^i(1/u)}{i!}. \quad (\text{B.3})$$

The nesting copula of a hierarchical Kendall copula in Brechmann (2014) is the copula of $(\tilde{V}_1, \dots, \tilde{V}_K)$. Now, since $\tilde{V}_k = K_k(\exp(R_k))$, see Remark 5 in Brechmann (2014), we have $F_{R_k}(\ln u) = \mathbb{P}(\tilde{V}_k \leq K_k(u)) = K_k(u)$, by definition of the Kendall distribution. It implies that

$$V_k = F_{R_k}(R_k) = F_{R_k}(\ln(\exp(R_k))) = K_k(\exp(R_k)) = \tilde{V}_k.$$

Applying Theorem 8 in Brechmann (2014) to Kendall vector copulas, we obtain (3.5) as desired.

B.10. Some classical parametric copulas. For convenience, we list formulas for the four bivariate copulas we use in Section 2.6. See for instance Nelsen (2006).

- Bivariate Gaussian copula with parameter ρ :

$$C^{\text{Ga}}(u_1, u_2; \rho) = \Phi_2(\Phi^{-1}(u_1), \Phi^{-1}(u_2); \rho).$$

Relation to Kendall's τ : $\tau = \frac{2}{\pi} \arcsin \rho$.

- Bivariate Clayton copula with parameter $\theta \in [-1, \infty) \setminus \{0\}$:

$$C^{\text{Cl}}(u_1, u_2, \theta) := [\max\{u_1^{-\theta} + u_2^{-\theta} - 1, 0\}]^{-\frac{1}{\theta}}.$$

Relation to Kendall's τ : $\tau = \frac{\theta}{\theta + 2}$.

- Bivariate Frank copula with parameter $\theta \in \mathbb{R} \setminus \{0\}$:

$$C^{\text{Fr}}(u_1, u_2, \theta) := -\frac{1}{\theta} \log \left[1 + \frac{(e^{-\theta u_1} - 1)(e^{-\theta u_2} - 1)}{e^{-\theta} - 1} \right].$$

Relation to Kendall's τ : $\tau = 1 - \frac{4}{\theta} \left(1 - \frac{1}{\theta} \int_0^\theta \frac{t}{e^t - 1} dt \right)$.

- Bivariate Gumbel copula with parameter $\theta \in [1, \infty)$:

$$C^{\text{Gu}}(u_1, u_2, \theta) := \exp \left[- \left((-\ln u_1)^\theta + (-\ln u_2)^\theta \right)^{\frac{1}{\theta}} \right].$$

Relation to Kendall's τ : $\tau = \frac{\theta - 1}{\theta}$.

REFERENCES

- A. Baglioni and U. Cherubini. Within and between systemic country risk. theory and evidence from the sovereign crisis in Europe. *Journal of Economic Dynamics and Control*, 37:1581–1597, 2013.
- B. Beare. Copulas and temporal dependence. *Econometrica*, 78:395–410, 2010.
- D. Bertsekas. The auction algorithm: a distributed relaxation method for the assignment problem. *Annals of Operations Research*, 14:105–123, 1988.
- M. Boeckel, V. Spokoiny, and A. Suvorikova. Multivariate Brenier cumulative distribution functions and their application to nonparametric testing. preprint, 2018.
- S. Bonhomme and J.-M. Robin. Assessing the equalizing force of mobility using short panels: France. *Review of Economic Studies*, 76:63–92, 2009.
- E. Brechmann. Hierarchical Kendall copulas: properties and inference. *Canadian Journal of Statistics*, 42:78–108, 2014.
- Y. Brenier. Polar factorization and monotone rearrangement of vector-valued functions. *Communications on Pure and Applied Mathematics*, 4:375–417, 1991.
- B. Callaway and T. Li. Quantile treatment effects in difference in differences models with panel data. *Quantitative Economics*, 10:1579–1618, 2019.
- H. Chen, Y. Fan, and J. Wu. A flexible parametric approach for estimating switching regime models and treatment effects parameters. *Journal of Econometrics*, 181:77–91, 2014.

- X. Chen and Y. Fan. Estimation of copula-based semiparametric time series models. *Journal of Econometrics*, 130:307–335, 2006a.
- X. Chen and Y. Fan. Estimation and model selection of semiparametric copula-based multivariate dynamic models under copula misspecification. *Journal of Econometrics*, 135:125–154, 2006b.
- X. Chen, Y. Fan, and V. Tsyrennikov. Efficient estimation of semiparametric multivariate copula models. *Journal of the American Statistical Association*, 101:1228–1240, 2006.
- X. Chen, R. Koenker, and Z. Xiao. Copula-based nonlinear quantile autoregression. *Econometrics Journal*, 12:50–67, 2009a.
- X. Chen, W. Wu, and Y. Yi. Efficient estimation of copula-based semiparametric Markov models. *Annals of Statistics*, 37:4214–4253, 2009b.
- V. Chernozhukov, A. Galichon, M. Hallin, and M. Henry. Monge-Kantorovich depth, quantiles, ranks and signs. *Annals of Statistics*, 45:223–256, 2017.
- R. Chetty, N. Hendren, P. Kline, and E. Saez. Where is the land of opportunity? The geography of intergenerational mobility in the united states. *Quarterly Journal of Economics*, 129:1553–1623, 2014.
- J. Cuesta-Albertos, L. Rüschendorf, and A. Tuero-Diaz. Optimal coupling of multivariate distributions and stochastic processes. *Journal of Multivariate Analysis*, 46:335–361, 1993.
- N. Deb and B. Sen. Multivariate rank-based distribution-free nonparametric testing using measure transportation. preprint, 2019.
- I. Ekeland, A. Galichon, and M. Henry. Comonotone measures of multivariate risks. *Mathematical Finance*, 22:109–132, 2012.
- P. Embrechts. Copulas: a personal view. *The Journal of Risk and Insurance*, 76:639–650, 2009.
- P. Embrechts and G. Puccetti. Bounds for functions of multivariate risks. *Journal of Multivariate Analysis*, 97:526–545, 2006.
- Y. Fan and C. Manzanares. Partial identification of average treatment effects on the treated via difference-in-differences. *Econometric Reviews*, 36:1057–1080, 2017.
- Y. Fan and A. Patton. Copulas in econometrics. *Annual Review of Economics*, 6:179–200, 2014.

- Y. Fan and J. Wu. Partial identification of the distribution of treatment effects in switching regime models and its confidence sets. *Review of Economic Studies*, 77: 1002–1041, 2010.
- Y. Fan, R. Sherman, and M. Shum. Identifying treatment effects under data combination. *Econometrica*, 82:811–822, 2014.
- A. Galichon and M. Henry. Dual theory of choice under multivariate risks. *Journal of Economic Theory*, 147:1501–1516, 2012.
- C. Genest, J. Quesada-Molina, and J. Rodriguez-Lallena. De l'impossibilité de construire des lois à marges multidimensionnelles données à partir de copules. *Comptes Rendus de l'Académie des Sciences, Série I: Math*, 320:723–726, 1995.
- P. Ghosal and B. Sen. Multivariate ranks and quantiles using optimal transportation and applications to goodness-of-fit testing. arXiv:1905.05340, 2019.
- O. Grothe, J. Schieder, and J. Segers. Measuring association and dependence between random vectors. *Journal of Multivariate Analysis*, 123:96–110, 2014.
- M. Hallin, E. del Barrio, J. Cuesta-Albertos, and C. Matrán. Center-outward distribution functions, quantiles, ranks and signs in R^d . forthcoming in the *Annals of Statistics*, 2021.
- S. Han and E. Vytlacil. Identification in a generalization of bivariate probit models with dummy endogenous regressors. *Journal of Econometrics*, 199:63–73, 2017.
- M. He. Nonparametric identification and estimation of pure common value auctions with an application to U.S. OCS wildcat auctions. Preprint, 2017.
- T. Hubbard, T. Li, and H. Paarsch. Semiparametric estimation in models of first-price, sealed-bid auctions with affiliation. *Journal of Econometrics*, 168:4–16, 2012.
- M. Jacobs and F. Léger. A fast approach to optimal transport: the back-and-forth method. *Numerische Mathematik*, 146:513–544, 2020.
- H. Joe. *Multivariate Models and Multivariate Dependence Concepts*. Chapman and Hall, 1997.
- H. Kellerer. Verteilungsfunktionen mit gegebenen Marginalverteilungen. *Zeitschrift für Wahrscheinlichkeitstheorie*, 3:247–270, 1964.
- H. Knothe. Contributions to the theory of convex bodies. *Michigan Mathematics Journal*, 4:39–52, 1957.

- H. Li, M. Scarsini, and M. Shaked. Linkages: a tool for the construction of multivariate distributions with given nonoverlapping multivariate marginals. *Journal of Multivariate Analysis*, 56:20–41, 1996.
- R. McCann. Existence and uniqueness of monotone measure-preserving maps. *Duke Mathematical Journal*, 80:309–323, 1995.
- A. McNeil and J. Neslehová. Multivariate archimedean copulas, d -monotone functions and l_1 -norm symmetric distributions. *Annals of Statistics*, 37:3059–3097, 2009.
- A. McNeil, R. Frey, and P. Embrechts. *Quantitative Risk Management: Concepts, Techniques and Tools*. Princeton University Press, 2005.
- I. Medovikov and A. Prokhorov. A new measure of vector dependence, with an application to financial contagion. *Journal of Financial Econometrics*, 15:474–503, 2017.
- J. Munkres. Algorithms for the assignment and transportation problems. *Journal of the Society for Industrial and Applied Mathematics*, 5:32–38, 1957.
- R. Nelsen. *An Introduction to Copulas*. Springer, 2006.
- J. Neveu. *Mathematical Foundations of the Calculus of Probability*. Holden-Day: San Francisco, 1965.
- A. Patton. Estimation of multivariate models for time series of possibly different lengths. *Journal of Applied Econometrics*, 21:147–173, 2006.
- G. Peyré and M. Cuturi. *Computational Optimal Transport with Applications to Data Science*. NOW: Boston, 2019.
- G. Puccetti and M. Scarsini. Multivariate comonotonicity. *Journal of Multivariate Analysis*, 101:291–304, 2010.
- S. Rachev and L. Rüschendorf. A characterization of random variables with minimal L2 distance. *Journal of Multivariate Analysis*, 32:48–54, 1990.
- P. Ressel. Copulas, stable tail dependence functions, and multivariate monotonicity. *Dependence modeling*, 7:247–258, 2019.
- G. Ridder and R. Moffit. Econometrics of data combination. In J. Heckman and E. Leamer, editors, *Handbook of Econometrics*, volume 6, Part B, chapter 75, pages 5469–5547. Elsevier, 2007.
- M. Rosenblatt. Remarks on a multivariate transformation. *Annals of Mathematical Statistics*, 23:470–472, 1952.

- C. Rothe. Partial distributional effects. *Econometrica*, 80:2269–2301, 2012.
- L. Rüschendorf. The Wassertein distance and approximation theorems. *Z. Wahrscheinlichkeitstheorie Verw. Geb.*, 70:117–129, 1984.
- L. Rüschendorf. On the distributional transform, Sklar’s theorem, and the empirical copula process. *Journal of Statistical Planning and Inference*, 139:3921–3927, 2009.
- L. Rüschendorf. *Mathematical Risk Analysis*. Springer, 2013.
- M. Sklar. Fonctions de répartition à n dimensions et leurs marges. *Publ. Inst. Statist. Univ. Paris*, 8:229–231, 1959.
- M. Smith. Modeling sample selection using Archimedean copulas. *Econometrics Journal*, 6:99–123, 2003.
- C. Villani. *Topics in Optimal Transportation*. American Mathematical Society, 2003.
- C. Villani. *Optimal Transport: Old and New*. Springer, 2009.
- N. Vorobev. Consistent families of measures and their extensions. *Theory of Probability and its Applications*, 7:147–163, 1962.
- Y. Zemel and V. Panaretos. Fréchet means and Procrustes analysis in Wasserstein space. *Bernoulli*, 25:932–976, 2019.