

Neural Fair Collaborative Filtering

Rashidul Islam,¹ Kamrun Naher Keya,¹ Ziqian Zeng,² Shimei Pan,¹ and James Foulds¹

¹University of Maryland, Baltimore County, USA

²Hong Kong University of Science and Technology

{kkeya1, islam.rashidul, shimei, jfoulds}@umbc.edu, zzengae@cse.ust.hk

Abstract

A growing proportion of human interactions are digitized on social media platforms and subjected to algorithmic decision-making, and it has become increasingly important to ensure fair treatment from these algorithms. In this work, we investigate gender bias in collaborative-filtering recommender systems trained on social media data. We develop neural fair collaborative filtering (NFCF), a practical framework for mitigating gender bias in recommending sensitive items (e.g. jobs, academic concentrations, or courses of study) using a pre-training and fine-tuning approach to neural collaborative filtering, augmented with bias correction techniques. We show the utility of our methods for gender de-biased career and college major recommendations on the MovieLens dataset and a Facebook dataset, respectively, and achieve better performance and fairer behavior than several state-of-the-art models.

1 Introduction

Machine learning (ML) systems are increasingly used to automate decisions with direct impact on our daily lives such as credit scoring, loan assessments, crime prediction, hiring, and college admissions. There is increasing awareness that ML algorithms can affect people in unfair ways with legal or ethical consequences when used to automate decisions (Barocas and Selbst, 2016; Angwin et al., 2016), for example, exhibiting discrimination towards certain demographic groups. As social media platforms are a major contributor to the number of automated data-driven decisions that we as individuals are subjected to, it is clear that such ML fairness issues in social media can potentially cause substantial societal harm. Recommender systems are the primary method for a variety of ML tasks for social media data, e.g. suggesting targets of advertisements, products (e.g. movies, music etc.), friends, web pages, and potentially consequential suggestions such as romantic partners or even career paths. Despite the practical challenges due to labor market dynamics (Kenthapadi et al., 2017), professional networking site-based job recommendation approaches (Bastian et al., 2014; Frid-Nielsen, 2019; Gutiérrez et al., 2019) are helpful for job seekers and employers. However, biases inherent in social media data can lead recommender systems to produce unfair suggestions. For example, XING, a job platform similar to LinkedIn, was found to rank less qualified male candidates higher than more qualified female candidates (Lahoti et al., 2019).

Recommendations in educational and career choices are another important motivating application for fair recommender systems. Students’ academic choices can have significant impacts on their future careers and lives. In 2010, women accounted for only 18% of the bachelors degrees awarded in computer science (Broad and McGee, 2014), and interventions to help bridge this gap are crucial (Beede et al., 2011). Recommender systems can reinforce this disparity, or —potentially— help to mitigate it.

In this paper, we investigate gender bias in recommender systems trained on social media data for suggesting sensitive items (e.g. academic concentrations or career paths). For social media data in particular, we typically have abundant implicit feedback for user preferences of various *non-sensitive* items in which gender disparities are acceptable, or even desirable (e.g. “liked” Facebook pages, movies, or music), but limited data on the *sensitive* items (e.g., users typically have only one or two college concentrations or occupations). User embeddings learned from the non-sensitive data can help predict the sparse sensitive items, but may encode harmful stereotypes, as has been observed for word embeddings (Bolukbasi et al.,

2016). Furthermore, the distribution of sensitive items typically introduces further unwanted bias due to societal disparities in academic concentrations and career paths, e.g. from the “leaky pipeline” in STEM education (Beede et al., 2011).

We propose a practical technique to mitigate gender bias in sensitive item recommendations while resolving the above challenges. Our approach, which we call *neural fair collaborative filtering (NFCF)*, achieves accurate predictions while addressing *sensitive data sparsity* by pre-training a deep neural network on big implicit feedback data for non-sensitive items, and then fine-tuning the neural network for sensitive item recommendations. We perform two bias corrections, to address (1) *bias in the input embeddings due to the non-sensitive items*, and (2) *bias in the prediction outputs due to the sensitive items*. An ablation study shows that *both interventions are important for fairness*. We demonstrate the utility of our method on two datasets: *MovieLens* (non-sensitive *movie ratings* and sensitive *occupations*), and a *Facebook* dataset (non-sensitive *Facebook page “likes”* and sensitive *college majors*). Our main contributions include:

- We propose a pre-training + fine-tuning neural network method for fair recommendations on social media data.
- We propose two de-biasing methods: 1) de-biasing latent embeddings, and 2) learning with a fairness penalty.
- We perform extensive experiments showing both fairness and accuracy benefits over baselines on two datasets.

2 Background and Related Work

In this section we formalize the problem, and discuss collaborative filtering with implicit data, and fairness metrics.

2.1 Problem Formulation

Let M and N denote the number of users and items, respectively. Suppose we are given a user-item interaction matrix $\mathbf{Y} \in \mathbb{R}^{M \times N}$ of *implicit feedback* from users, defined as

$$y_{ui} = \begin{cases} 1, & \text{if } u \text{ interacts with } i \\ 0, & \text{otherwise.} \end{cases} \quad (1)$$

Here, $y_{ui} = 1$ when there is an interaction between user u and item i , e.g. when u “likes” Facebook page i . In this setting, a value of 0 does not necessarily mean u is not interested in i , as it can be that the user is not yet aware of it, or has not yet interacted with it. While interacted entries reflects users’ interest in items, the unobserved entries may just be missing data. Therefore, there is a natural scarcity of strong negative feedback.

The collaborative filtering (CF) problem with implicit feedback is formulated as the problem of predicting scores of unobserved entries, which can be used for ranking the items. The CF model outputs $\hat{y}_{ui} = f(u, i | \Theta)$, where \hat{y}_{ui} denotes the estimated score of interaction y_{ui} , Θ denotes model parameters, and f denotes the function that maps model parameters to the estimated score. If we constrain \hat{y}_{ui} in the range of $[0, 1]$ and interpret it as the probability of an interaction, we can learn Θ by minimizing the following negative log-likelihood objective function:

$$L = - \sum_{(u,i) \in \chi \cup \chi^-} y_{ui} \log \hat{y}_{ui} + (1 - y_{ui}) \log(1 - \hat{y}_{ui}), \quad (2)$$

where χ represents the set of interacted user-item pairs, and χ^- represents the set of negative instances, which can be all (or a sample of) unobserved interactions.

Learning with implicit feedback becomes more challenging when there is not enough observed interaction data per user. In our setting, we further suppose that items i are divided into non-sensitive

items (i_n) and sensitive items (i_s). For example, the i_n 's can be *Facebook pages* where user preferences may reasonably be influenced by the protected attribute such as gender, and the user's "likes" of the pages are the implicit feedback. Since each user u can (and often does) "like" many pages, u 's observed non-sensitive data ($u-i_n$) is typically large. On the other hand, i_s may be the users' *occupation* or *academic concentration* provided in their social media profiles. We desire that the recommendations of i_s to new users should be unrelated to the users' gender (or other protected attribute). Since each user u may typically be associated with only a single occupation (or other sensitive personal data rarely disclosed), the data sparsity in the observed sensitive item interactions ($u-i_s$) is a major challenge. As a result, it is difficult to directly predict $u-i_s$ interactions based on other $u-i_s$ interactions. Typical collaborative filtering methods can suffer from overfitting in this scenario, and overfitting often amplifies unfairness or bias in the data such as harmful stereotypes (Zhao et al., 2017; Foulds et al., 2018b). Alternatively, the non-sensitive interactions $u-i_n$ can be leveraged, but these will by definition encode biases that are unwanted for predicting the sensitive items. For example, liking the *Barbie doll* Facebook page may be correlated with being female and negatively correlated with *computer science*, thus implicitly encoding societal bias in the career recommendations.

2.2 Neural Collaborative Filtering

Traditional matrix factorization (MF) models (Koren et al., 2009) map both users and items to a joint latent factor space of dimensionality v such that user-item interactions are modeled as inner products in that space. Each item i and user u are associated with a vector $q_i \in R^v$ and $p_u \in R^v$, with

$$\hat{y}_{ui} = q_i^T p_u + \mu + b_i + b_u, \quad (3)$$

where μ is the overall average rating, and b_u and b_i indicate the deviations of user u and item i from μ , respectively.

Neural collaborative filtering (NCF) (He et al., 2017) replaces the inner products in matrix factorization with a deep neural network (DNN) that learns the user-item interactions. In the input layer, the users and items are typically one-hot encoded, then mapped into the latent space with an embedding layer. NCF combines the latent features of users p_u and items q_i by concatenating them. Complex non-linear interactions are modeled by stacking hidden layers on the concatenated vector, e.g. using a standard multi-layer perceptron (MLP). A commonly used architecture is a tower pattern, where the bottom layer is the widest and each successive layer has a smaller number of neurons (He et al., 2016).

2.3 Fairness in Recommender Systems

The recommender systems research community has begun to consider issues of fairness in recommendation. A frequently practiced strategy for encouraging fairness is to enforce *demographic parity* among different protected groups. Demographic parity aims to ensure that the set of individuals in each protected group have similar overall distributions over outcomes (e.g. recommended items) (Zemel et al., 2013). Some authors have addressed the unfairness issue in recommender systems by adding a regularization term that enforces demographic parity (Kamishima et al., 2011; Kamishima et al., 2012; Kamishima et al., 2013; Kamishima et al., 2014; Kamishima et al., 2016). However, demographic parity is only appropriate when user preferences have no legitimate relationship to the protected attributes. In recommendation systems, user preferences are indeed often influenced by protected attributes such as gender, race, and age (Chausson, 2010). Therefore, enforcing demographic parity may significantly damage the quality of recommendations. Fair recommendation systems have also been proposed by penalizing disparate distributions of prediction error (Yao and Huang, 2017), and by making recommended items independent from protected attributes such as gender, race, or age (Kamishima and Akaho, 2017). In addition, (Burke et al., 2017; Burke, 2017) taxonomize fairness objectives and methods based on which set of stakeholders in the recommender system are being considered, since it may be meaningful to consider fairness among many different groups. Pareto efficiency-based fairness-aware group recommendation (Xiao et al., 2017) was also proposed, however this method is not effective in personalized fair recommendations.

In a non-archival extended abstract (Islam et al., 2019), we recently proposed a simple technique to improve fairness in social media-based CF models. Our approach was to learn an NCF model, then

debias the user embeddings using a linear projection technique, and predict sensitive items using k-nearest neighbors or logistic regression. This method improves the fairness of CF, but substantially degrades the accuracy of recommendations. In this work, we improve on this approach by using the method in (Islam et al., 2019) to debias a pre-trained neural model for non-sensitive items, then fine-tuning using a fairness penalty to learn to recommend sensitive items. Our results show improved fairness and accuracy versus (Islam et al., 2019).

2.4 Fairness Metrics

We consider several existing fairness metrics which are applicable for collaborative filtering problems.

2.4.1 Differential Fairness

The differential fairness (Foulds et al., 2018b; Foulds et al., 2018a) metric aims to ensure equitable treatment for all protected groups, and it provides a privacy interpretation of disparity. Let $M(x)$ be an algorithmic mechanism (e.g. a recommender system) which takes an individual’s data x and assigns them an outcome y (e.g. a class label or whether a user-item interaction is present). The mechanism $M(x)$ is ϵ -differentially fair (DF) with respect to (A, Θ) if for all $\theta \in \Theta$ with $x \sim \theta$, and $y \in \text{Range}(M)$,

$$e^{-\epsilon} \leq \frac{P_{M,\theta}(M(x) = y|s_i, \theta)}{P_{M,\theta}(M(x) = y|s_j, \theta)} \leq e^{\epsilon}, \quad (4)$$

for all $(s_i, s_j) \in A \times A$ where $P(s_i|\theta) > 0$, $P(s_j|\theta) > 0$. Here, $s_i, s_j \in A$ are tuples of all protected attribute values, e.g. male and female, and Θ , the set of data generating distributions, is typically a point estimate of the data distribution. If all of the $P_{M,\theta}(M(x) = y|s, \theta)$ probabilities are equal for each group s , across all outcomes y and distributions θ , $\epsilon = 0$, otherwise $\epsilon > 0$. (Foulds et al., 2018b) proved that a small ϵ guarantees similar utility per protected group, and ensures that protected attributes cannot be inferred based on outcomes. DF can be estimated using smoothed “soft counts” of the predicted outcomes based on a probabilistic model. For gender bias in our recommender (assuming a gender binary), we can estimate ϵ -DF per sensitive item i by verifying that:

$$e^{-\epsilon} \leq \frac{\sum_{u:A=m} \hat{y}_{ui} + \alpha}{N_m + 2\alpha} \frac{N_f + 2\alpha}{\sum_{u:A=f} \hat{y}_{ui} + \alpha} \leq e^{\epsilon},$$

$$e^{-\epsilon} \leq \frac{\sum_{u:A=m} (1 - \hat{y}_{ui}) + \alpha}{N_m + 2\alpha} \frac{N_f + 2\alpha}{\sum_{u:A=f} (1 - \hat{y}_{ui}) + \alpha} \leq e^{\epsilon}, \quad (5)$$

where scalar α is each entry of the parameter of a symmetric Dirichlet prior with concentration parameter 2α , i is an item and N_A is the number of users of gender A (m or f).

2.4.2 Absolute Unfairness

The absolute unfairness (U_{abs}) metric for recommender systems measures the discrepancy between the predicted behavior for disadvantaged and advantaged users (Yao and Huang, 2017). It measures inconsistency in absolute estimation error across user types, defined as follows:

$$U_{abs} = \frac{1}{N} \sum_{j=1}^N \left| (E_D[\hat{y}_{ui}]_j - E_D[r]_j) - (E_A[\hat{y}_{ui}]_j - E_A[r]_j) \right| \quad (6)$$

where, for N items, $E_D[\hat{y}_{ui}]_j$ is the average predicted score for the j -th item for disadvantaged users, $E_A[\hat{y}_{ui}]_j$ is the average predicted score for advantaged users, and $E_D[r]_j$ and $E_A[r]_j$ are the average score for the disadvantaged and advantaged users, respectively. U_{abs} captures a single statistic representing the quality of prediction for each user group. If one protected group has small estimation error and the other group has large estimation error, then the former type of group has the unfair advantage of good recommendations, while the other user group has poor recommendations.

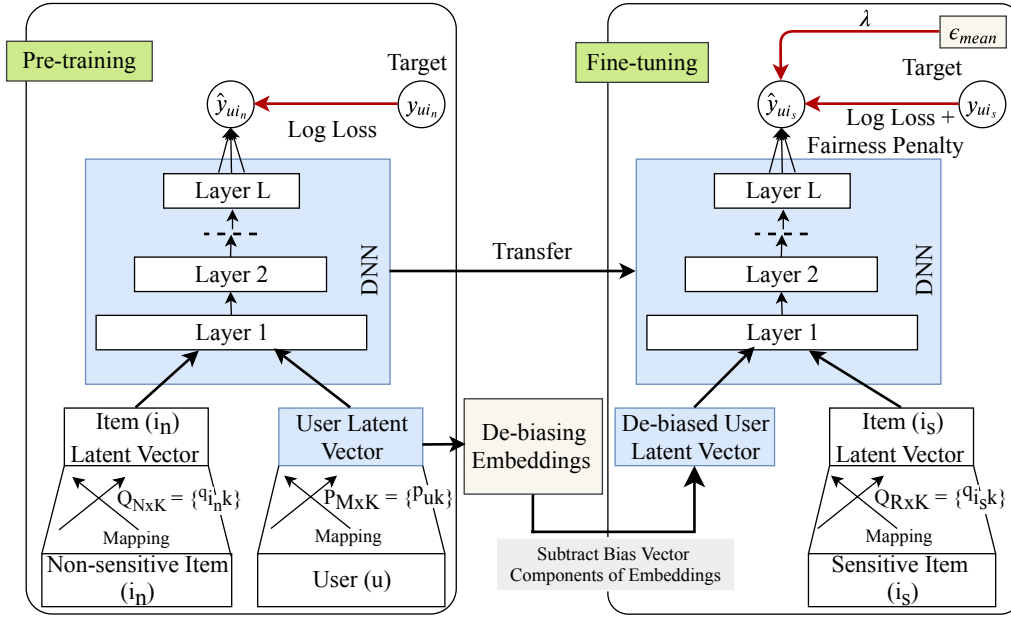


Figure 1: Schematic diagram of neural fair collaborative filtering (NFCF). Red arrows indicate back-propagation only.

3 Neural Fair Collaborative Filtering

Due to biased data that encode harmful human stereotypes in our society, typical social media-based collaborative filtering (CF) models can encode gender bias and make unfair decisions. In this section, we propose a practical framework to mitigate gender bias in CF recommendations, which we refer to as *neural fair collaborative filtering* (NFCF) as shown in Figure 1. The main components in our NFCF framework are as follows: an *NCF model*, *pre-training user and non-sensitive item embeddings*, *de-biasing pre-trained user embeddings*, and *fine-tuning with a fairness penalty*. We use NCF as the CF model because of its flexible network structure for pre-training and fine-tuning. We will show the value of each component below with an *ablation study* (Table 3). Similarly to (He et al., 2017), the DNN under the NCF model can be defined as:

$$\begin{aligned}
 z_1 &= \phi_1(p_u, q_i) = \begin{bmatrix} p_u \\ q_i \end{bmatrix}, \\
 z_2 &= \phi_2(z_1) = a_2(W_2^T z_1 + b_2), \\
 &\vdots \\
 \phi_L(z_{L-1}) &= a_L(W_L^T z_{L-1} + b_L), \\
 \hat{y}_{ui} &= \sigma(h^T \phi_L(z_{L-1}))
 \end{aligned} \tag{7}$$

where z_l , ϕ_l , W_l , b_l . and a_l denote the neuron values, mapping function, weight matrix, intercept term, and activation function for the l -th layer’s perceptron, respectively. The DNN is applied to z_1 to learn the user-item latent interactions.

In the first step of our NFCF method, *pre-training user and item embeddings*, NCF is trained to predict users’ interactions with *non-sensitive* items (e.g. “liked” social media pages) via back-propagation. This leverages plentiful non-sensitive social media data to learn user embeddings and network weights, but may introduce **demographic bias due to correlations between non-sensitive items and demographics**. E.g., liking the *Barbie doll* page typically correlates with user gender. These correlations are expected to result in systematic differences in the embeddings for different demographics, which in turn can lead to systematic differences in sensitive item recommendations. To address this, in step two the user embeddings from step one are *de-biased*. Our method to de-bias user embeddings adapts a very recent work on attenuating bias in word vectors (Dev and Phillips, 2019) to the task of collaborative filtering.

Algorithm 1 Training NFCF for Gender De-biased Recommendations

Input: user and non-sensitive item pairs: $\mathcal{D}_n = (u, i_n)$, user and sensitive item pairs: $\mathcal{D}_s = (u, i_s)$, and gender attribute: A
Output: Fair CF model $M_{\mathbf{W}}(x)$ for i_s recommendations

Pre-training steps:

- Randomly initialize $M_{\mathbf{W}}(x)$'s parameters \mathbf{W} : p_u, q_{i_n}, W_l , and b_l
- For each epoch of \mathcal{D}_n :
 - For each mini-batch:
 - * Learn $M_{\mathbf{W}}(x)$'s parameters \mathbf{W} by minimizing:
$$L = - \sum_{(u, i_n) \in \mathcal{X} \cup \mathcal{X}^-} [y_{ui_n} \log \hat{y}_{ui_n} + (1 - y_{ui_n}) \log(1 - \hat{y}_{ui_n})]$$

De-biasing embeddings steps:

- Compute gender bias vector v_B using Equation 8 and 9
- De-bias each user embedding using: $p_u := p_u - (p_u \cdot v_B)v_B$

Fine-tuning steps:

- Initialize with pre-trained $M_{\mathbf{W}}(x)$'s parameters \mathbf{W} : W_l, b_l and de-biased p_u with randomly initialized q_{i_s}
- For each epoch of \mathcal{D}_s :
 - For each mini-batch:
 - * Fine-tune $M_{\mathbf{W}}(x)$ by minimizing (while p_u is kept fixed):
$$\min_{\mathbf{W}} [L_{\mathcal{X} \cup \mathcal{X}^-}(\mathbf{W}) + \lambda R_{\mathcal{X}}(\epsilon_{mean})]$$

Specifically, (Dev and Phillips, 2019) propose to debias word vectors using a linear projection of each word embedding w orthogonally onto a *bias vector* v_B , which identifies the “bias component” of w . The bias component is then removed via $w' = w - (w \cdot v_B)v_B$.

To adapt this method to CF, the main challenge is to find the proper bias direction v_B . (Dev and Phillips, 2019) construct v_B based on word embeddings for gender-specific first names, which are not applicable for CF. We instead use *CF embeddings for users from each protected group*. We first compute a group-specific bias direction for female users as

$$v_{female} = \frac{1}{n_f} (f_1 + f_2 + \dots + f_n), \quad (8)$$

where f_1, f_2, \dots are vectors for each female user, and n_f is the total number of female users. We similarly compute a bias direction for men v_{male} . Finally, we compute the overall gender bias vector:

$$v_B = \frac{v_{female} - v_{male}}{\|v_{female} - v_{male}\|}. \quad (9)$$

We then de-bias each user embedding p_u by subtracting its component in the direction of the bias vector:

$$p'_u = p_u - (p_u \cdot v_B)v_B. \quad (10)$$

As we typically do not have demographic attributes for items, we only de-bias user embeddings and not item embeddings. In the third step, we *transfer* the de-biased user embeddings and pre-trained DNN's parameters to a model for recommending *sensitive items*, which we *fine-tune* for this task. During fine-tuning, a *fairness penalty* is added to the objective function to address a second source of bias: **demographic bias in the sensitive items**. E.g., more men than women choose computer science careers (Broad and McGee, 2014), and this should be corrected (Beede et al., 2011). We penalize the mean of the *per-item* ϵ 's:

$$\epsilon_{mean} = \frac{1}{n_s} \sum_{i=1}^{n_s} \epsilon_i, \quad (11)$$

	Non-sensitive Data				Sensitive Data					
	Users	Items	Pairs	Sparsity	Users	Males	Females	Items	Pairs	Sparsity
<i>MovieLens</i> Dataset	6,040	3,416	999,611	95.16%	4,920	3,558	1,362	17	4,920	94.12%
<i>Facebook</i> Dataset	29,081	42,169	5,389,541	99.56%	13,362	5,053	8,309	169	13,362	99.41%

Table 1: Statistics of the datasets.

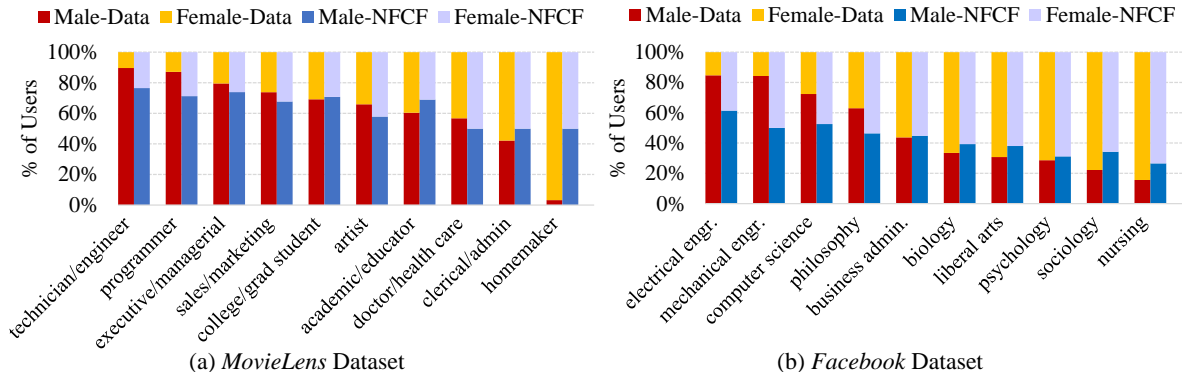


Figure 2: Gender distributions of example gender-biased careers and college majors for (a) *MovieLens* and (b) *Facebook* datasets. We report the distributions in the dataset (left columns), and corresponding top-1 recommendation by our NFCF model (right columns).

where $\epsilon_1, \epsilon_2, \dots, \epsilon_{n_s}$ are the DF measures for sensitive items and ϵ_{mean} is the average across the ϵ 's for each item. Following (Foulds et al., 2018b), our learning algorithm for fine-tuning uses the fairness cost as a regularizer to balance the trade-off between fairness and accuracy. Using back-propagation, we minimize the loss function $L_{\chi \cup \chi^-}(\mathbf{W})$ from Equation 2 for model parameters \mathbf{W} plus a penalty on ϵ_{mean} , weighted by a tuning parameter $\lambda > 0$:

$$\min_{\mathbf{W}} [L_{\chi \cup \chi^-}(\mathbf{W}) + \lambda R_{\chi}(\epsilon_{mean})] \quad (12)$$

where $R_{\chi}(\epsilon_{mean}) = \max(0, \epsilon_{mean_{M_{\mathbf{W}}(\chi)}} - \epsilon_{mean_0})$ is the fairness penalty term, and $\epsilon_{mean_{M_{\mathbf{W}}(\chi)}}$ is the ϵ_{mean} for the CF model $M_{\mathbf{W}}(\chi)$ while χ and χ^- are the set of interacted and not-interacted user-item pairs, respectively. Setting the target ϵ_{mean_0} to 0 encourages demographic parity, while setting ϵ_{mean_0} to the dataset's empirical value penalizes any increase in the unfairness metric over "societal bias" in the data (which would in this case be presumed to be legitimate). In our experiments, we use $\epsilon_{mean_0} = 0$. Pseudo-code for training the *NFCF* algorithm is given in Algorithm 1.

We also consider an additional variant of the proposed framework, called *NFCF_embd*, which only de-biases the user embeddings to mitigate bias. In this algorithm, we compute the bias vector v_B on the pre-trained user embeddings, fine-tune the model for sensitive item recommendations without any fairness penalty, and then de-bias the held-out user embeddings using the pre-computed bias vector. Since there is no additional fairness penalty with the objective, this algorithm converges faster. There is also no requirement to tune the λ hyperparameter.

4 Experiments

In this section, we validate and compare our model with multiple baselines for recommending careers and academic concentrations using social media data. Our implementation's source code will be provided in the online.

4.1 Datasets

We evaluate our models on two datasets: *MovieLens*,¹ a public dataset which facilitates research reproducibility, and a *Facebook* dataset which is larger and is a more realistic setting for a fair social media-based recommender system.

¹<http://grouplens.org/datasets/movielens/lm/>.

<i>MovieLens</i> Dataset				
Models	HR@10	NDCG@10	HR@25	NDCG@25
NCF	0.543	0.306	0.825	0.377
MF	0.551	0.304	0.832	0.374
<i>Facebook</i> Dataset				
Models	HR@10	NDCG@10	HR@25	NDCG@25
NCF	0.720	0.468	0.904	0.514
MF	0.609	0.382	0.812	0.434

Table 2: Performance of NCF and MF models for movie and Facebook page recommendations (the pre-training task) on the *MovieLens* and *Facebook* datasets, respectively.

4.1.1 MovieLens Data

We analyzed the widely-used *MovieLens* dataset which contains 1 million ratings of 3,900 movies by 6,040 users who joined MovieLens (Harper and Konstan, 2015), a noncommercial movie recommendation service operated by the University of Minnesota. We used *gender* as the protected attribute, self-reported *occupation* as the sensitive item (with one occupation per user), and *movies* as the non-sensitive items. Since we focus on implicit feedback, which is common in a social media setting (e.g. page “likes”), we converted explicit movie ratings to binary implicit feedback (Koren, 2008; He et al., 2017), where a 1 indicates that the user has rated the item. We discarded movies that were rated less than 5 times, and users who declared their occupation as “K-12 student,” “retired,” “unemployed,” and “unknown or not specified” were discarded for career recommendation. A summary of the pre-processed dataset is shown in Table 1.

4.1.2 Facebook Data

The *Facebook* dataset we analyzed was collected as part of the myPersonality project (Kosinski et al., 2015). The data for research were collected with opt-in consent. We used *gender* as the protected attribute, *college major* as the sensitive items (at most one per user), and *user-page* interaction pairs as the non-sensitive items. A user-page interaction occurs when a user “likes” a Facebook page. We discarded pages that occurred in less than 5 user-page interactions. See Table 1 for a summary of the dataset after pre-processing.

4.1.3 Gender Distributions for Datasets

In Figure 2, we show disparities in the gender distributions of 10 example careers and college majors for *MovieLens* and *Facebook* datasets, respectively. For example, 97% of the associated users for the occupation *homemaker* are women in the *MovieLens* data, while there are only 27% women among the users associated with the *computer science* major in the *Facebook* data. As a qualitative illustration, we also show the gender distribution of top-1 recommendations from our proposed NCF model. NCF mitigated gender bias for most of these sensitive items. In the above examples, NCF decreased the percentage of women for *homemaker* from 97% to 50%, while increasing the percentage of women for *computer science* from 27% to 48%.

4.2 Baselines

We compare our proposed framework to the following “typical” baseline models without any fairness constraints:

- **MF w/o Pre-train.** Typical matrix factorization (MF) model which is trained with the user-item interactions for sensitive item recommendations, where the items contain both non-sensitive and sensitive items.
- **MF w Pre-train.** Typical MF model which is pre-trained with the interactions of user and non-sensitive items and fine-tuned with the interactions of users and sensitive items. Specifically, q_i , b_i , and b_u from Equation 3 are fine-tuned while p_u is kept fixed.
- **NCF w/o Pre-train.** Typical NCF model which is trained with the user-item interactions for sensitive item recommendations, where the items contain both non-sensitive and sensitive items.

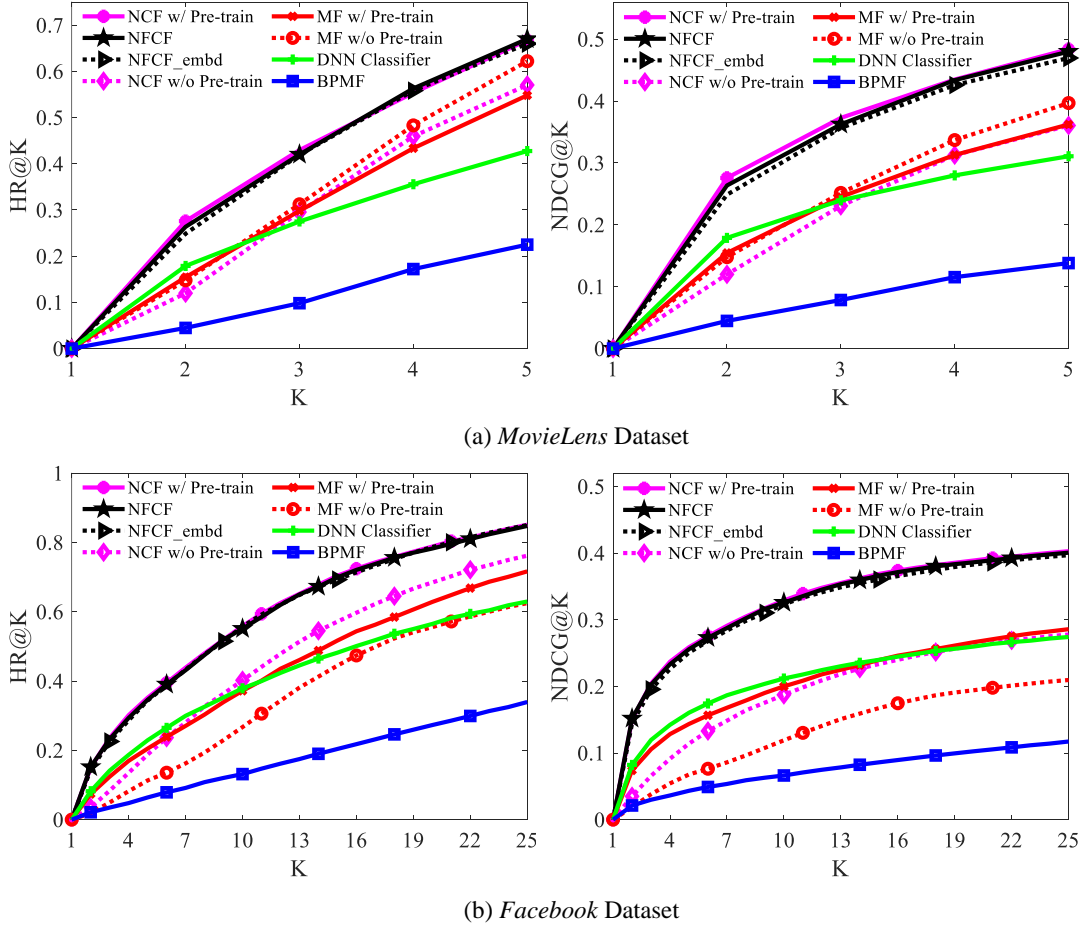


Figure 3: Comparison of proposed models with “typical” baselines that do not consider fairness. Evaluation of Top- K career and college major recommendations on the (a) *MovieLens* (among 17 unique careers) and (b) *Facebook* (among 169 unique majors) datasets, where K ranges from 1 to 5 and 1 to 25, respectively. *NCF w/ Pre-train* outperforms all the baselines; *NFCF* performs similarly.

- **NCF w Pre-train.** Typical NCF model which is pre-trained with the interactions of users and non-sensitive items and fine-tuned with the interactions of users and sensitive items. Specifically, q_i , W_l , and b_l from Equation 7 are fine-tuned while p_u is kept fixed.
- **DNN Classifier.** A simple baseline where we train a DNN-based classifier to predict career labels given the interactions of users and non-sensitive items as features (i.e. binary features, one per user-page “like” or one per user-movie “rating”). No user embeddings are learned.
- **BPFM.** We also used Bayesian probabilistic matrix factorization (BPFM) via MCMC (Salakhutdinov and Mnih, 2008) as a baseline, since it typically has good performance with small data. BPFM is trained on the user-item interactions for sensitive item recommendations, where the items contain both non-sensitive and sensitive items.

We also compared our proposed models with the following fair baseline models:

- **Projection-based CF.** This is our previous linear projection-based fair CF method (Islam et al., 2019). First, NCF is trained using user and non-sensitive item data, followed by de-biasing user vectors by subtracting the component in the bias direction. Finally, a multi-class logistic regression model is trained on the de-biased user vectors to predict sensitive items.
- **MF- U_{abs} .** The learning objective of the MF model is augmented with a smoothed variation of U_{abs} (Yao and Huang, 2017) using the Huber loss (Huber, 1992), weighted by a tuning parameter λ .

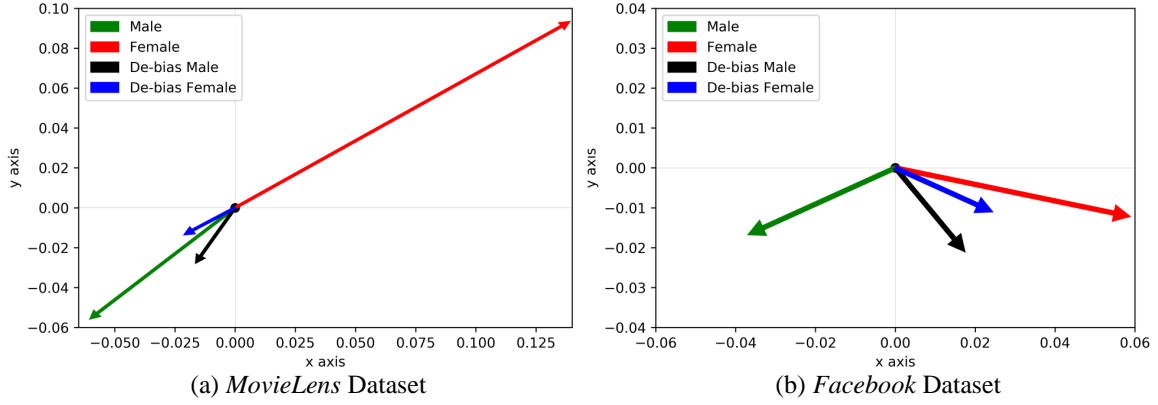


Figure 4: De-biasing pre-trained user embeddings by removing the component along the bias direction v_B (PCA projection) for the (a) *MovieLens* and (b) *Facebook* datasets. PCA was performed based on all embeddings.

<i>MovieLens</i> Dataset						
Ablation study	HR@5 \uparrow	NDCG@5 \uparrow	HR@7 \uparrow	NDCG@7 \uparrow	ϵ_{mean} \downarrow	U_{abs} \downarrow
NFCF	0.670	0.480	0.822	0.536	0.083	0.009
w/o pre-train	0.493	0.323	0.731	0.446	0.112	0.017
w/o de-biasing embeddings	0.665	0.481	0.832	0.543	0.120	0.010
w/o fairness penalty	0.667	0.480	0.827	0.539	0.097	0.013
replace NCF w/ MF	0.514	0.350	0.707	0.423	0.122	0.021

<i>Facebook</i> Dataset						
Ablation study	HR@10 \uparrow	NDCG@10 \uparrow	HR@25 \uparrow	NDCG@25 \uparrow	ϵ_{mean} \downarrow	U_{abs} \downarrow
NFCF	0.551	0.326	0.848	0.401	0.302	0.024
w/o pre-train	0.339	0.127	0.587	0.224	0.613	0.038
w/o de-biasing embeddings	0.556	0.328	0.847	0.400	0.314	0.024
w/o fairness penalty	0.557	0.327	0.849	0.401	0.363	0.026
replace NCF w/ MF	0.297	0.112	0.427	0.194	0.880	0.071

Table 3: Ablation study of *NFCF* for career and college major recommendations on the *MovieLens* and *Facebook* datasets. Higher is better for HR and NDCG; lower is better for ϵ_{mean} and U_{abs} . Removing each model component harms performance and/or fairness.

The MF- U_{abs} model is trained with the user-item interactions for career recommendations, where the items include both non-sensitive and sensitive items.

- **Resampling for Balance.** This method (Ekstrand et al., 2018) involves pre-processing by resampling the training user-item data to produce a gender-balanced version of the data. First, we extract user-item data for users with known gender information and randomly sample the same number of male and female users without replacement. The items include both non-sensitive and sensitive items. Finally, NCF and MF are trained on the gender-balanced user-item data to perform sensitive item recommendation.

4.3 Experimental Settings

All the models were trained via adaptive gradient descent optimization (Adam) with learning rate = 0.001 using pyTorch where we sampled 5 negative instances per positive instance. The mini-batch size for all models was set to 2048 and 256 for user-page and user-career data, respectively, while the embedding size for users and items was set to 128. The configuration of the DNN under *NFCF* and *NFCF_embd* was 4 hidden layers with 256, 64, 32, 16 neurons in each successive layer, “relu” and “sigmoid” activations for the hidden and output layers, respectively. We used the same DNN architecture for the *NCF* and *DNN Classifier* models.

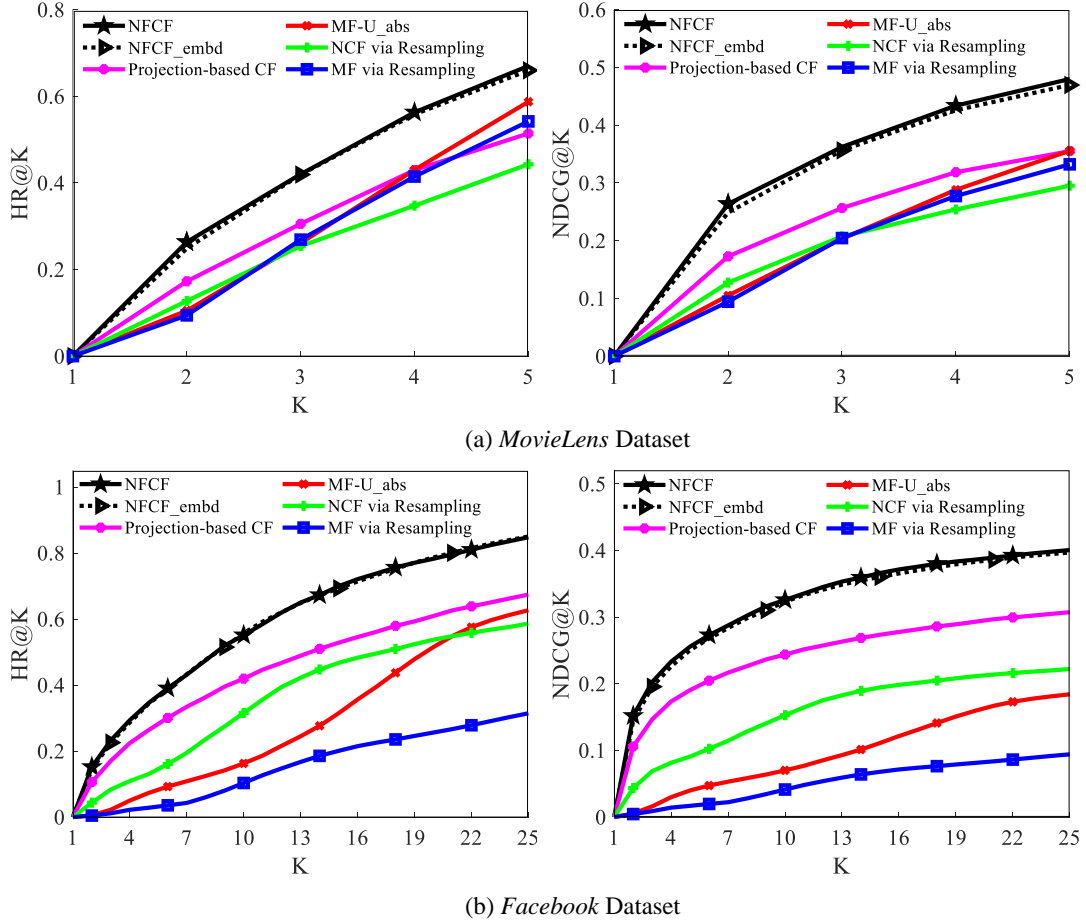


Figure 5: Comparison of proposed models with fair baselines. Evaluation of Top- K career and college major recommendations on the (a) *MovieLens* (among 17 unique careers) and (b) *Facebook* (among 169 unique majors) datasets, where K ranges from 1 to 5 and 1 to 25, respectively. *NFCF* outperforms all the baselines; *NFCF_embd* performs similarly.

For the Facebook dataset, we held-out 1% and 40% from the user-page and user-college major data, respectively, as the test set, using the remainder for training. Since there are fewer users in the MovieLens dataset, we held-out 1% and 30% from the user-movie and user-career data, respectively, as the test set, using the remainder for training. We further held-out 1% and 20% from the training user-nonsensitive item and user-sensitive item data, respectively, as the development set for each dataset. The tuning parameter λ needs to be chosen as a trade-off between accuracy and fairness (Foulds et al., 2018b). We chose λ as 0.1 for *NFCF* and *MF-U_abs* via a grid search on the development set according to similar criteria to (Foulds et al., 2018b), i.e. optimizing fairness while allowing up to 2% degradation in accuracy from the typical model.

To evaluate the performance of item recommendation on the test data, since it is too time-consuming to rank all items for every user during evaluation (He et al., 2017), we followed a common strategy in the literature (Elkahky et al., 2015). For non-sensitive items, we randomly sampled 100 items which are not interacted by the user for each test instance, and ranked the test instance among the 100 items. For sensitive item recommendations, in the case of Facebook data we similarly randomly sampled 100 college majors. For the MovieLens data, there are only 17 unique careers, so we used the remaining 16 careers when ranking the test instance. The performance of a ranked list is measured by the average Hit Ratio (HR) and Normalized Discounted Cumulative Gain (NDCG) (He et al., 2015). The HR measures whether the test item is present in the top- K list, while the NDCG accounts for the position of the hit by assigning higher scores to hits at top ranks. We calculated both metrics for each test user-item pair and reported the average score. Finally, we computed ϵ_{mean} and U_{abs} on the test data for user-sensitive item to measure the fairness of the models in career and college major recommendations.

MovieLens Dataset							
	Models	HR@5 \uparrow	NDCG@5 \uparrow	HR@7 \uparrow	NDCG@7 \uparrow	ϵ_{mean} \downarrow	U_{abs} \downarrow
Proposed Models	NFCF	0.670	0.480	0.822	0.536	0.083	0.009
	NFCF_embd	0.661	0.470	0.825	0.531	0.091	0.016
Typical Baselines	NCF w Pre-train	0.667	0.484	0.825	0.542	0.188	0.022
	NCF w/o Pre-train	0.570	0.360	0.762	0.432	0.244	0.026
	MF w Pre-train	0.548	0.362	0.747	0.436	0.285	0.060
	MF w/o Pre-train	0.622	0.397	0.820	0.471	0.130	0.020
	DNN Classifier	0.428	0.311	0.546	0.355	0.453	0.035
	BPMF	0.225	0.138	0.338	0.180	0.852	0.063
Fair Baselines	Projection-based CF (Islam et al., 2019)	0.514	0.355	0.655	0.408	0.229	0.012
	MF- U_{abs} (Yao and Huang, 2017)	0.588	0.356	0.776	0.426	0.096	0.017
	NCF via Resampling (Ekstrand et al., 2018)	0.443	0.295	0.622	0.362	0.144	0.022
	MF via Resampling (Ekstrand et al., 2018)	0.542	0.332	0.759	0.413	0.103	0.029

Facebook Dataset							
	Models	HR@10 \uparrow	NDCG@10 \uparrow	HR@25 \uparrow	NDCG@25 \uparrow	ϵ_{mean} \downarrow	U_{abs} \downarrow
Proposed Models	NFCF	0.551	0.326	0.848	0.401	0.302	0.024
	NFCF_embd	0.557	0.333	0.850	0.397	0.359	0.022
Typical Baselines	NCF w Pre-train	0.559	0.329	0.851	0.403	0.376	0.027
	NCF w/o Pre-train	0.402	0.187	0.762	0.278	0.785	0.039
	MF w Pre-train	0.372	0.200	0.717	0.286	0.875	0.077
	MF w/o Pre-train	0.267	0.119	0.625	0.210	0.661	0.029
	DNN Classifier	0.379	0.212	0.630	0.274	0.633	0.070
	BPMF	0.131	0.066	0.339	0.117	1.173	0.084
Fair Baselines	Projection-based CF (Islam et al., 2019)	0.419	0.244	0.674	0.307	0.407	0.030
	MF- U_{abs} (Yao and Huang, 2017)	0.163	0.007	0.627	0.184	0.629	0.026
	NCF via Resampling (Ekstrand et al., 2018)	0.315	0.153	0.586	0.222	0.442	0.025
	MF via Resampling (Ekstrand et al., 2018)	0.103	0.041	0.314	0.094	0.756	0.039

Table 4: Comparison of proposed models with the baselines in career and college major recommendations on *MovieLens* (17 careers) and *Facebook* (169 majors). Higher is better for HR and NDCG; lower is better for ϵ_{mean} and U_{abs} . NFCF greatly improves fairness metrics and beats all baselines at recommendation except for NCF w Pre-train, a variant of NFCF without its fairness correction.

4.4 Validation of NFCF Model Design

Before comparing to fair recommendation baseline models, we systematically validate our modeling choices for NFCF.

Pre-training Task Performance: We first study the performance for NCF and MF model at the pre-training task, *Facebook page* and *movie* recommendations (Table 2). NCF had substantially and consistently better performance compared to MF on the larger *Facebook* dataset, and similar overall performance on *MovieLens* (better in 2 of 4 metrics).

Fine-Tuning Performance: We fine-tuned these models on the interaction of users with the sensitive items for *career* and *college major* recommendations on *MovieLens* and *Facebook* dataset, respectively. Figure 3 shows top- K recommendations from 17 and 169 unique *careers* and *college majors* using several “typical” baseline models that do not involve any fairness constraints, where K ranges from 1 to 5 and 1 to 25 for *MovieLens* and *Facebook* dataset, respectively. *NCF w/ Pre-train* had the best performance in HR and NDCG versus other baselines while our proposed *NFCF* and *NFCF_embd* performed approximately similarly to *NCF w/ Pre-train* for both datasets. Of the typical baselines, *MF w/o Pre-train* and *NCF w/o Pre-train* performed the second best for *MovieLens* and *Facebook* dataset, respectively. For the *MovieLens* dataset, *MF w/o Pre-train* performed better than *MF w/ Pre-train*, presumably due to the relatively small dataset and having relatively few parameters to fine-tune, unlike for the DNN-based NCF model. *BPMF* performed poorly despite using Bayesian inference for scarce data, perhaps due to (Salakhutdinov and Mnih, 2008)’s initialization via older MF methods.

Visualization of Embedding De-biasing: We visualized the PCA projections of the male and female vectors (Equation 8) before and after the linear projection-based de-biasing embeddings method, where PCA was performed based on all the embeddings. Figure 4 shows that the male and female vectors have very different directions and magnitudes. After de-biasing, the male and female vectors had a more similar direction and magnitude to each other.

<i>MovieLens</i> Dataset			
NFCF		NCF w/o Pre-train	
Male	Female	Male	Female
college/grad student	college/grad student	sales/marketing	customer service
executive/managerial	executive/managerial	academic/educator	academic/educator
academic/educator	technician/engineer	executive/managerial	artist
technician/engineer	academic/educator	doctor/health care	writer
programmer	programmer	college/grad student	college/grad student

<i>Facebook</i> Dataset			
NFCF		NCF w/o Pre-train	
Male	Female	Male	Female
psychology	psychology	philosophy	psychology
english literature	english literature	psychology	nursing
graphic design	music	computer science	sociology
music	theatre	biochemistry	graphic design
nursing	nursing	business admin.	business marketing
liberal arts	history	political science	elementary education
business admin.	sociology	business management	cosmetology
biology	liberal arts	medicine	accounting
history	business admin.	law	physical therapy
criminal justice	biology	finance	music

Table 5: Top 5 (among 17 unique careers) and 10 (among 169 unique majors) most frequent career and college major recommendations on the *MovieLens* and *Facebook* datasets, respectively, to the overall male and female users using *NFCF* and *NCF w/o Pre-train* models .

Ablation Study: Finally, we conducted an ablation study in which the components of the method were removed one at a time. As shown in Table 3, there was a large degradation of the performance of *NFCF* when pre-training was removed (de-biasing embeddings step was also removed, since there was no pre-trained user vector), or when NCF was replaced by MF. Removing the de-biased embedding method lead to better HR and NDCG scores, but with an increase in the gender bias metrics. Similarly, learning without the fairness penalty lead to similar performance in HR and NDCG, but greatly increased gender bias. Therefore, *both of the bias correction methods in the NFCF model are necessary to achieve the best level of fairness while maintaining a high recommendation accuracy.*

4.5 Performance for Mitigating Gender Bias in Sensitive Item Recommendations

We evaluated performance for career and college major recommendations in terms of accuracy (HR and NDCG) and fairness (ϵ_{mean} and U_{abs}). In Figure 5, we show that our proposed *NFCF* and *NFCF_embd* models clearly outperformed all the fair baseline models in terms of HR and NDCG, regardless of the cut-off K . *Projection-based CF* performed the second best on both datasets out of all the fair models.

In Table 4, we show detailed results for the top 5 and top 7 recommendations on *MovieLens* and for the top 10 and top 25 recommendations on the *Facebook* dataset. Our proposed *NFCF* model was the most fair career and college major recommender in terms of ϵ_{mean} , while our *NFCF_embd* was the most fair in terms of U_{abs} on the *Facebook* dataset. In the case of the *MovieLens* dataset, our *NFCF* model was the most fair recommender model in terms of both fairness metrics. *NCF w/ Pre-train* performed best in the HR and NDCG metrics on both datasets. *NFCF* and *NFCF_embd* had nearly as good HR and NDCG performance as *NCF w/ Pre-train*, while also mitigating gender bias. We also found that the pre-training and fine-tuning approach reduced overfitting for *NCF w/ Pre-train*, and thus improved the fairness metrics by reducing bias amplification. This was not the case for *MF w/ Pre-train*, presumably due to the limited number of pre-trained parameters to fine-tune. *Projection-based CF* and *MF- U_{abs}* also showed relatively good performance in mitigating bias in terms of U_{abs} compared to the typical models, but with a huge sacrifice in the accuracy. Similarly, *NCF via Resampling* and *MF via Resampling* had poor performance in accuracy, but improved fairness to some extent over their corresponding “typical” models, *NCF w/o*

Pre-train and *MF w/o Pre-train*, respectively.

As a further qualitative experiment, we recommended the top-1 career and college major to each test male and female user via the *NFCF* and *NCF w/o Pre-train* models. In Table 5, we show top 5 and 10 most frequent recommendations to the overall male and female users among the 17 and 169 unique careers and majors for *MovieLens* and *Facebook* dataset, respectively. *NFCF* was found to recommend similar careers to both male and female users on average for both datasets, while *NCF w/o Pre-train* encoded societal stereotypes in its recommendations. For example, *NCF w/o Pre-train* recommends *computer science* to male users and *nursing* to female users on the *Facebook* dataset while it recommends *executive/managerial* to male users and *customer service* to female users on the *MovieLens* dataset.

5 Conclusion

We investigated gender bias in social-media based collaborative filtering. To address this problem, we introduced Neural Fair Collaborative Filtering (NFCF), a pre-training and fine-tuning method which corrects gender bias for recommending sensitive items such as careers or college majors with little loss in performance. On the *MovieLens* and *Facebook* datasets, we achieved better performance and fairness compared to an array of state-of-the-art models.

References

- Julia Angwin, Jeff Larson, Surya Mattu, and Lauren Kirchner. 2016. Machine bias: theres software used across the country to predict future criminals. and its biased against Blacks. ProPublica.
- Solon Barocas and Andrew D Selbst. 2016. Big data’s disparate impact. *Calif. L. Rev.*, 104:671.
- Mathieu Bastian, Matthew Hayes, William Vaughan, Sam Shah, Peter Skomoroch, Hyungjin Kim, Sal Uryasev, and Christopher Lloyd. 2014. LinkedIn skills: large-scale topic extraction and inference. In *Proceedings of the 8th ACM Conference on Recommender systems*, pages 1–8.
- David N Beede, Tiffany A Julian, David Langdon, George McKittrick, Beethika Khan, and Mark E Doms. 2011. Women in STEM: A gender gap to innovation. *Economics and Statistics Administration Issue Brief*, (04-11).
- Tolga Bolukbasi, Kai-Wei Chang, James Y Zou, Venkatesh Saligrama, and Adam T Kalai. 2016. Man is to computer programmer as woman is to homemaker? Debiasing word embeddings. In *Advances in Neural Information Processing Systems*, pages 4349–4357.
- Steven Broad and Meredith McGee. 2014. Recruiting women into computer science and information systems. *Association Supporting Computer Users in Education*.
- Robin Burke, Nasim Sonboli, Masoud Mansoury, and Aldo Ordoñez-Gauger. 2017. Balanced neighborhoods for fairness-aware collaborative recommendation. In *FATREC Workshop on Responsible Recommendation Proceedings*, page 5.
- Robin Burke. 2017. Multisided fairness for recommendation. *arXiv preprint arXiv:1707.00093*.
- Olivia Chausson. 2010. Who watches what?: Assessing the impact of gender and personality on film preferences. Paper published online on the MyPersonality project website.
- Sunipa Dev and Jeff Phillips. 2019. Attenuating bias in word vectors. In *The 22nd International Conference on Artificial Intelligence and Statistics*, pages 879–887.
- Michael D Ekstrand, Mucun Tian, Ion Madrazo Azpiazu, Jennifer D Ekstrand, Oghenemaro Anuyah, David McNeill, and Maria Soledad Pera. 2018. All the cool kids, how do they fit in?: Popularity and demographic biases in recommender evaluation and effectiveness. In *Conference on Fairness, Accountability and Transparency*, pages 172–186.
- Ali Mamdouh Elkahky, Yang Song, and Xiaodong He. 2015. A multi-view deep learning approach for cross domain user modeling in recommendation systems. In *Proceedings of the 24th International Conference on World Wide Web*, pages 278–288.
- James Foulds, Rashidul Islam, Kamrun Keya, and Shimei Pan. 2018a. Bayesian modeling of intersectional fairness: The variance of bias. *arXiv preprint arXiv:1811.07255*.

- James Foulds, Rashidul Islam, Kamrun Naher Keya, and Shimei Pan. 2018b. An intersectional definition of fairness. *arXiv preprint arXiv:1807.08362*.
- Snorre S Frid-Nielsen. 2019. Find my next job: labor market recommendations using administrative big data. In *Proceedings of the 13th ACM Conference on Recommender Systems*, pages 408–412.
- Francisco Gutiérrez, Sven Charleer, Robin De Croon, Nyi Nyi Htun, Gerd Goetschalckx, and Katrien Verbert. 2019. Explaining and exploring job recommendations: a user-driven approach for interacting with knowledge-based job recommender systems. In *Proceedings of the 13th ACM Conference on Recommender Systems*, pages 60–68.
- F Maxwell Harper and Joseph A Konstan. 2015. The movielens datasets: History and context. *Acm transactions on interactive intelligent systems (tiis)*, 5(4):1–19.
- Xiangnan He, Tao Chen, Min-Yen Kan, and Xiao Chen. 2015. Trirank: Review-aware explainable recommendation by modeling aspects. In *Proceedings of the 24th ACM International on Conference on Information and Knowledge Management*, pages 1661–1670.
- Kaiming He, Xiangyu Zhang, Shaoqing Ren, and Jian Sun. 2016. Deep residual learning for image recognition. In *Proceedings of the IEEE Conference on Computer Vision and Pattern Recognition*, pages 770–778.
- Xiangnan He, Lizi Liao, Hanwang Zhang, Liqiang Nie, Xia Hu, and Tat-Seng Chua. 2017. Neural collaborative filtering. In *Proceedings of the 26th International Conference on World Wide Web*, pages 173–182. International World Wide Web Conferences Steering Committee.
- Peter J Huber. 1992. Robust estimation of a location parameter. In *Breakthroughs in Statistics*, pages 492–518. Springer.
- Rashidul Islam, Kamrun Naher Keya, Shimei Pan, and James Foulds. 2019. Mitigating demographic biases in social media-based recommender systems. In *The 25th ACM SIGKDD Conference on Knowledge Discovery and Data Mining Workshop on Social Impact Track*.
- Toshihiro Kamishima and Shotaro Akaho. 2017. Considerations on recommendation independence for a find-good-items task. In *FATREC Workshop on Responsible Recommendation Proceedings*.
- Toshihiro Kamishima, Shotaro Akaho, and Jun Sakuma. 2011. Fairness-aware learning through regularization approach. In *2011 IEEE 11th International Conference on Data Mining Workshops*, pages 643–650. IEEE.
- Toshihiro Kamishima, Shotaro Akaho, Hideki Asoh, and Jun Sakuma. 2012. Enhancement of the neutrality in recommendation. In *Decisions@ RecSys*, pages 8–14.
- Toshihiro Kamishima, Shotaro Akaho, Hideki Asoh, and Jun Sakuma. 2013. Efficiency improvement of neutrality-enhanced recommendation. In *Decisions@ RecSys*, pages 1–8. Citeseer.
- Toshihiro Kamishima, Shotaro Akaho, Hideki Asoh, and Jun Sakuma. 2014. Correcting popularity bias by enhancing recommendation neutrality. In *RecSys Posters*.
- Toshihiro Kamishima, Shotaro Akaho, Hideki Asoh, and Issei Sato. 2016. Model-based approaches for independence-enhanced recommendation. In *2016 IEEE 16th International Conference on Data Mining Workshops*, pages 860–867. IEEE.
- Krishnaram Kenthapadi, Benjamin Le, and Ganesh Venkataraman. 2017. Personalized job recommendation system at linkedin: Practical challenges and lessons learned. In *Proceedings of the Eleventh ACM Conference on Recommender Systems*, pages 346–347.
- Yehuda Koren, Robert Bell, and Chris Volinsky. 2009. Matrix factorization techniques for recommender systems. *Computer*, (8):30–37.
- Yehuda Koren. 2008. Factorization meets the neighborhood: a multifaceted collaborative filtering model. In *Proceedings of the 14th ACM SIGKDD international conference on Knowledge discovery and data mining*, pages 426–434.
- Michal Kosinski, Sandra C Matz, Samuel D Gosling, Vesselin Popov, and David Stillwell. 2015. Facebook as a research tool for the social sciences: Opportunities, challenges, ethical considerations, and practical guidelines. *American Psychologist*, 70(6):543.

- Preethi Lahoti, Krishna P Gummadi, and Gerhard Weikum. 2019. iFair: Learning individually fair data representations for algorithmic decision making. In *2019 IEEE 35th International Conference on Data Engineering*, pages 1334–1345. IEEE.
- Ruslan Salakhutdinov and Andriy Mnih. 2008. Bayesian probabilistic matrix factorization using Markov chain Monte Carlo. In *Proceedings of the 25th International Conference on Machine Learning*, pages 880–887.
- Lin Xiao, Zhang Min, Zhang Yongfeng, Gu Zhaoquan, Liu Yiqun, and Ma Shaoping. 2017. Fairness-aware group recommendation with pareto-efficiency. In *Proceedings of the Eleventh ACM Conference on Recommender Systems*, pages 107–115.
- Sirui Yao and Bert Huang. 2017. Beyond parity: Fairness objectives for collaborative filtering. In *Advances in Neural Information Processing Systems*, pages 2921–2930.
- Rich Zemel, Yu Wu, Kevin Swersky, Toni Pitassi, and Cynthia Dwork. 2013. Learning fair representations. In *International Conference on Machine Learning*, pages 325–333.
- Jieyu Zhao, Tianlu Wang, Mark Yatskar, Vicente Ordonez, and Kai-Wei Chang. 2017. Men also like shopping: Reducing gender bias amplification using corpus-level constraints. In *Proceedings of the 2017 Conference on Empirical Methods in Natural Language Processing*, pages 2979–2989.