

securePrune: Secure block pruning in UTXO based blockchains using Accumulators

Swaroop Reddy B

Department of Electrical Engineering
Indian Institute of Technology Hyderabad
Hyderabad, India
ee17resch11004@iith.ac.in

Abstract—In this paper, we propose a scheme called *securePrune* for reducing the storage space of a full node and synchronization time of bootstrapping nodes joining the Peer-to-Peer (P2P) network in an *Unspent Transaction Outputs (UTXO)* based blockchain like bitcoin using RSA accumulators. The size of the bitcoin blockchain is growing linearly with transactions. We propose a new block structure to represent the *state* of a blockchain also called *UTXO set* by including an accumulator of a state in the block header and proofs of knowledge for inclusion and deletion of the transactions of the current block in the block. In our scheme, the miners periodically release a *snapshot* of the blockchain *state*. The other full nodes in the network, securely prune the historical blocks after attaining the required number of confirmations for the *snapshot* block, which in turn confirms the *snapshot* of the state through an accumulator specified in the block header and proofs inside the block. The secure and periodic pruning of the old blocks, reduce the synchronization time for a new node joining into the network. The simulation results demonstrate a significant reduction in the storage space of a full node and bootstrapping cost of the new nodes.

Index Terms—Blockchain, UTXO, RSA Accumulator, Pruning, Inclusive Proofs, Bootstrapping.

I. INTRODUCTION

The Blockchain is a revolutionary technology behind the Peer-to-Peer (P2P) cryptocurrency networks like bitcoin [1] and smart contract enabled P2P networks like Ethereum [2] and Hyperledger [3]. The decentralized and trust less nature of the blockchain created a space for applications in healthcare [4], Internet of Things (IoT) [5].

The transactions are the fundamental entities in the blockchain which represents the transfer of coins from one party to another. The miner collects the multiple transactions from other miners/fullnodes and ceates a block with computationally hard problem called Proof-of-Work (PoW) [1]. The immutability of the blockchain ledger lies in PoW, as any modification to the ledger by a miner needs to recompute all the blocks till the current position of the chain. To achieve the consensus among all the nodes, while creating a new node the miner selects a tip of the longest chain in the network.

The bitcoin blockchain is a P2P network of miners [1], fullnodes [6] and simplified payment verification nodes (SPV) [1]. The miners play a key role in generating the blocks

through PoW puzzle. The full node stores all the blocks since the genesis block along with the blockchain state (*UTXO set*) [7]. The *UTXO set* keep track of the all unspent output transactions of the historical blocks and used as sources for new input transactions. A full node contributes to the security of the network through block validation. However, running a full node incurs storage costs as the blockchain data grows exponentially [9] with time. The main advantage of storing the all blocks by the full node is to make the bootstrapping nodes synchronize with the existing network nodes.

Erasure-code based low storage blockchain node is proposed in [12]. These nodes split every block into fixed size data fragments and generates the coded fragments from the linear combination of the random coefficients generated from the pseudo-random generator. The node can reconstruct the block by the inverse linear combinations. The main limitation of this work is that they only consider the case when nodes can leave the network or can be unreachable, they do not consider adversarial nodes that can provide maliciously formed coded fragments.

A Secure Fountain architecture founded on coding theory is proposed in [13] for storage efficiency of the blockchain node by reducing the storage cost and still contribute to bootstrap a new node joining the network. In this scheme, the nodes reduce the storage cost by encoding the validated blocks into a small number of coded blocks using fountain codes [14]. The secure Fountain (SeF) architecture uses header-chain as a side information to check whether the decoded blocks are formed from the malicious modifications.

In [15], authors proposed a Dynamic distributed storage for scaling the blockchains by allocating the nodes into dynamic zones. The nodes in each zone will store a share of private key using Shamir's secret sharing [16] for encrypting the block data and apply a distributed storage codes such as [17], [18] for reducing the storage cost.

However, In all these works, a bootstrapping node need to download all the blocks in the form of distributed coded fragments and validate all the decoded blocks to synchronize with the existing nodes.

In this paper, we propose a periodic pruning of the historical blocks based on the security confirmations guaranteed by the RSA accumulator [10], [11] of the *UTXO set* and PoW based longest chain consensus algorithm [1].

This research was funded by Indigenous 5G Test Bed (Building an end to end 5G Test Bed) in India, Department of Telecommunication Network & Technologies (NT) Cell.

The main contributions of the paper are as follows.

- 1) The algorithm for block generation by a miner by adding accumulator for state (*UTXO* set) in the block header to make the state as a part of the PoW consensus algorithm. The miner also includes Non-Interactive proof of Exponentiation (NI-PoE) proofs for inclusion of the new output transactions and deletion of the *UTXO* sources of the input transactions of the current block.
- 2) The algorithm for validation of a block by every full node based on the NI-PoE proofs [11] added by the miner inside the block.
- 3) The periodic pruning of the blocks at regular intervals of the block height based on the security guaranteed by the accumulator state and the NI-PoE proofs.
- 4) The bootstrapping procedure for synchronizing the new nodes joining the network.

Through the event-driven simulation of blockchain, we have shown the 85% reduction in the storage space of a *securePrune* protocol full node compared to the bitcoin full node and also significant reduction in the synchronization time due to the requirement of validation of less number of historical blocks compared to the validation of all the historical blocks in the bitcoin.

The rest of the paper is organized as follows. In Section II, we present the related work in the reduction of the storage space of a bitcoin full node. Section III gives the system model and notations used in the protocol. Section IV describes the preliminaries for generation of accumulator state and NI-PoE proofs. In Section V, we describe the proposed protocol for secure and periodic pruning and synchronization of the bootstrapping nodes. In Section VI, we present and discuss the simulation results. Section VII presents the concluding remarks and future works.

II. RELATED WORK

The SPV node or light weight node [1] keep the block headers of a longest PoW chain, instead of the entire blockchain data. The lightweight node depends on the full node for the verification of a transaction by querying the merkle branch linking the transaction to block where it is time stamped. The block pruning [6] is allowed in bitcoin to store most recent blocks of the chain. However, due to lack of old blocks like in full node, *pruned node* cannot serve the new full nodes joining the network. The concept of *assumed-valid blocks* [19] have been introduced in bitcoin, where a bootstrapping node skips the script validation of the transactions for ancestors of known-good blocks, without changing the security model. However, the new nodes still need to download entire historical data to create the current state of the blockchain.

In *coinPrune* [20] protocol, the authors proposed the pruning older blocks by creating a *snapshot* of the state at regular intervals, provided the collective reaffirmations to *snapshot* by the miners. In this protocol, the fullnode prunes the historical blocks provided that the *snapshot* receives the required number of reaffirmations from all the miners. However, there is a possibility of the *Denial-of-Service* (DOS) attack by the

TABLE I:
Parameters used in the *securePrune* protocol

Symbols	Description
$hash(.)$	Cryptographic hash function
$root(.)$	Merkle root of set of transactions
$H_{prime}(.)$	Prime representative function
$validate(.)$	Transaction validation function
R_i	Merkle root of t_i
B_i	i^{th} block of the blockchain
M	Memory pool/set of unconfirmed transactions
tx	Transaction
t_i	$(tx_1, tx_2, \dots, tx_{ t_i })$: Set of transactions in B_i
S_i	State of the block chain (<i>UTXO</i> set) at block B_i
S_d	Set of utxo's spent in the new block
S_a	Set of output transactions in the new block B_i
A_i	Accumulator state
W	List of membership witnesses of <i>UTXO</i> set
π_d	NI-PoE proof for deletion of set S_d from accumulator
π_a	NI-PoE proof for addition of set S_a to accumulator
T_{proofs}	NI-PoE verification time
Δ_s	Number of blocks between two <i>snapshots</i>
n	Number of nodes in the network
q	Fraction of the attacker's hashrate
n_p	Number of peers connected to each node
T_p	Propagation delay
b	Block size in MB
R	Average download bandwidth
R_v	Average validation rate of a block
p_v	Computational power with node v
λ	Block creation rate
D	End-to-end delay in the network
k	Number of confirmations
h	Height of the blockchain
m	Number of mining nodes in the network

miners in reaffirming the *snapshot*. So, there is no guarantee that pruning will happen at every *reaffirmation window* of a *snapshot* release.

III. SYSTEM MODEL AND PARAMETERS

The parameters used in *securePrune* protocol are listed in TABLE I.

A. Overview of the transactions and *UTXO* set

There are two types of the transactions in every transaction of a block - inputs and outputs [1]. The inputs specifies the previous transaction outputs as sources of the bitcoins in a transaction and the outputs are the destination of bitcoin transfer. Each transaction contains multiple inputs and multiple outputs to combine and split the values of the coin transfer. The full node stores the *UTXO* set in the chainstate database of the Bitcoin core [8]. The database consists of records of key-value pairs [7]. The key of the record is transaction hash and the value stores the transaction information. Every record

in the *UTXO* set represent the outputs yet to be spent in future transactions.

Let at a block height i , every full node in the blockchain stores a copy of the state (*UTXO* set) S_i represented as

$$S_i = \{u_j : j = 1, 2, \dots, |S_i|\} \quad (1)$$

Where, u_j is a record in the *UTXO* set

However, for every new block (B_i) addition to the chain, the state of the full node changes with the transaction set t_i as described in state transition Algorithm in Section V-A1.

B. The modified block structure in the proposed protocol

The blockchain at a height h is modeled as a vector of blocks represented as

$$C_h = (B_0, B_1, \dots, B_h) \quad (2)$$

where, each block B_i is a tuple consists of block header (H_i), NI-PoE proof (π_d) for deletion of set S_d from the *UTXO* set and NI-PoE proof (π_a) for addition of set S_a to the *UTXO* set. While generating a new block, the miner includes a list of transactions t_i into the block from the transaction memory pool (M) stored with every miner and full nodes.

$$B_i = \langle H_i, (A'_{i-1}, \pi_d, \pi_a), t_i \rangle \quad (3)$$

Where, the tuple (A'_{i-1}, π_d, π_a) results from the state transition of the *UTXO* set.

In addition to the elements of the bitcoin block header, our proposed model includes an extra element called the accumulator state (A_i), which is an RSA accumulator [10] to represent the state of the blockchain (S_i) in the block header.

$$H_i = (h_{i-1}, nonce, A_i, x) \quad (4)$$

where, $h_{i-1} = hash(H_{i-1})$, *nonce* is a variable to solve the PoW puzzle and x is the other meta data (like version, time, difficulty etc) similar to bitcoin block header [1]. The modified structure of the block is shown in Fig. 1.

IV. PRELIMINARIES

The following definitions of RSA accumulators [10], [11] are used in our work.

Definition 1. (Accumulator of State). Let \mathbb{G} be a group of unknown order and $g \in \mathbb{G}$, the accumulator state of a block B_i is an RSA accumulator [10] of the unspent transaction outputs present in *UTXO* set $S_i = \{u_j : j = 1, 2, \dots, |S_i|\}$ and is computed as

$$A_i = \prod_{j=1}^{|S_i|} g^{U_j} \quad (5)$$

Where, U_j is the prime representative of the element u_j [11]

$$U_j = H_{prime}(u_j) \quad (6)$$

The dynamic accumulator [21] is an accumulator that allows to add or delete elements to the accumulator.

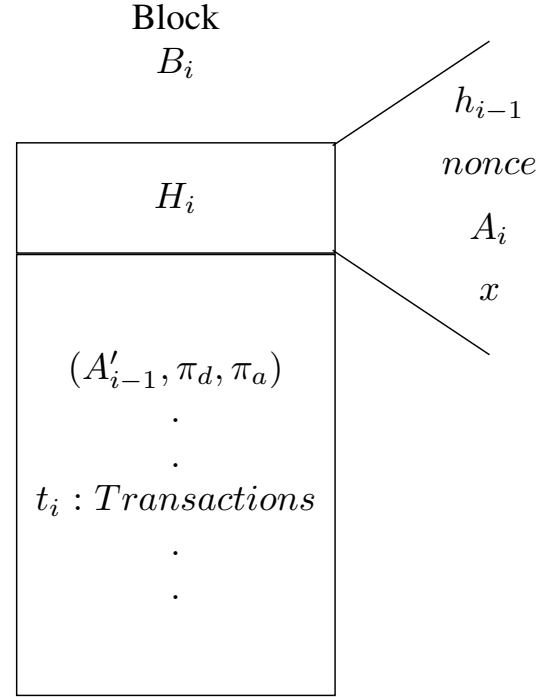


Fig. 1: *securePrune* Block structure

Definition 2. (Membership Witness). A membership witness is simply an accumulator without an aggregated element. The membership witness for u_m is defined as

$$W_m = \prod_{j=1, j \neq m}^{|S_i|} g^{U_j} \quad (7)$$

Definition 3. (Shamir Trick). Let $x, y \in S$ and $g \in \mathbb{G}$, the membership witnesses for x and y are the x^{th} root of g and y^{th} root of g , then the *ShamirTrick* [22], [11] is a $(xy)^{th}$ root of the group element g from the Bezout's coefficients of x and y .

While creating a new block, the miner generates new *accumulator state* A_i from A_{i-1} in two stages - The deletion of the set S_d from the accumulator A_{i-1} followed by addition of set S_a to obtain the new state A_i .

$$A_i = BatchAdd(BatchDel(A_{i-1}, S_d), S_a) \quad (8)$$

Definition 4. (Batch Deletion (BatchDel)). Let S_d represent the set of sources for inputs of the transactions in the new block B_i , the state S_{i-1} needs to delete the records S_d from the database. The deletion of the set S_d from accumulator state A_{i-1} can be obtained from *BatchDel* [11]. The *BatchDel* uses the membership aggregation function *AggMemWit* [11] to compute the aggregate membership witness of all elements in S_d from the individual membership witnesses of each element. The *AggMemWit* is simply an accumulator without elements of set S_d .

$$A'_{i-1} = W_{agg} = \prod_{u_j \in S_{i-1} \setminus S_d} g^{U_j} \quad (9)$$

where, W_{agg} is the aggregated membership witness of all the elements of the set S_d generated by Shamir Trick [11]. The *BatchDel* gives the intermediate state of the accumulator A'_{i-1} to process further for obtaining the new *accumulator state* (A_i) of the new block B_i from the set S_a .

Definition 5. (Batch Addition (BatchAdd)). The addition of the elements of set S_a to accumulator state requires a batch addition *BatchAdd* [11] for efficient computation.

$$A_i = (A'_{i-1})^{U^*} \quad (10)$$

where,

$$U^* = \prod_{s \in S_a} H_{prime}(s) \quad (11)$$

Definition 6. (Proof of Exponetiation (PoE) [11]). Let \mathbb{G} be a group of unknown order and $u, w \in \mathbb{G}$, the proof of exponetiation in the Group \mathbb{G} , when both the prover and verifier are given ($u, w, x \in \mathbb{Z}$) and the prover wants to convince the verifier that $w = u^x$.

The Non-interactive PoE (NI-PoE [11]) proofs π_d and π_a are generated during the batch updates for the efficient verification without any interaction between prover(miner) and verifier(full node).

$$\pi_d = NI - PoE(u, x, w) \quad (12)$$

Definition 7. (Updating membership witnesses). The intermediate accumulator state (9) denotes the membership witness for all the elemets of the set S_d . Let $s \in S_{i-1} \setminus S_d$ and w_s is the membership witness of s before deletion of set S_d as per (7), then the updated membership witnesses for all $s \in S_{i-1} \setminus S_d$ are generated as follows

$$w'_s = ShamirTrick(A'_{i-1}, w_s, \prod_{x \in S_d} x, s) \quad (13)$$

The memebrship witness updates for all $s \in S_{i-1} \setminus S_d$ after the addition of elements of the set S_a are calculated as follows

$$w''_s = (w'_s)^{\prod_{x \in S_a} x} \quad (14)$$

The membership witnesses for elements $x \in S_a$ are calculated as follows

$$w_x = (A'_{i-1})^{\prod_{y \in S_a, y \neq x} y} \quad (15)$$

V. SECURE BLOCK PRUNING PROTOCOL

In this section, we discuss the proposed secure pruning protocol for storage scalability and the synchronization process of the bootstrapping nodes. The protocol requires the modification in the block generation procedure by the miners and the validation procedure of a block by the full nodes in the network based on the accumulators and NI-PoE.

A. Requirements of the securePrune protocol

1) *State transition Algorithm:* The *UTXO* set (state) of the blockchain is dynamic and changed for every new block addition to the blockchain. The following algorithm describes the transition of a miner (or full node) while generating a new block (or after receiving a new block). The new state transition function returns the set of deleted elements (S_d) and added elements (S_a) along with the new *UTXO* set.

Algorithm 1 State transition Algorithm

Input: S_{i-1}, t_i

output: S' - new state, S_d, S_a

```

1: procedure STATETRANSISTION ( $S_{i-1}, t_i$ )
2:    $S' \leftarrow S_{i-1}$ 
3:   for  $tx$  in  $t_i$  do
4:      $isValid \leftarrow validate(tx)$ 
5:     if  $isValid$  then
6:       for  $input$  in  $tx$  do
7:          $id \leftarrow input[txHash]$ 
8:         delete  $u_j[id]$  from  $S'$ 
9:          $S_d.append(u_j[id])$ 
10:      end for
11:     for  $output$  in  $tx$  do
12:        $S'.append(output)$ 
13:        $S_a.append(output)$ 
14:     end for
15:   else
16:     return False
17:   end if
18: end for
19: return  $S', S_d, S_a$ 
20: end procedure

```

2) *Modified PoW Algorithm:* The modified Proof-of-Work function for mining a new block is described in Algorithm 2. This PoW funtion includes Accumulator state A_i along with other parameters into the block header for providing immutable blockchain state S_i . It also includes NI-PoE proofs (π_d, π_a) for *deletion* and *addition* of the new set of elements (S_d, S_a) to the state from the present transaction set t_i .

The NI-PoE proof π_d is obtained from the *BatchDel* function [11] as a proof for deletion of the unspent transactions refered in the *inputs* of the set t_i . The *BatchDel* function deletes the sources of *inputs* (S_d) from the accumulator state of the previous block A_{i-1} and generates the NI-PoE proof π_d . The proof π_a is also an NI-PoE proof generated from the *BatchAdd* function [11] for adding the *outputs* (S_a) of set t_i .

3) *Block Validation Algorithm:* We defined a validation function in Algorithm 3 to check the validity of A_i, t_i, R_i, π_d and π_a from the present state S_{i-1} , local chain C_{i-1} and the received new block (B_i). If B_i is valid, the full node adds B_i to C_{i-1} , otherwise discards the block.

B. securePrune Protocol

The protocol differs from the bitcoin protocol by issuing a *snapshot* of the *UTXO* set at regular intervals of every Δ_s blocks called *snapshot interval*. The miners while creating a new block as per the Algorithm 2 at a height $c\Delta_s$ ($c = 1, 2, 3, \dots$) releases the *snapshot* along with the block B_p created at that particular height. The snapshot consists of an *indetifier* and a copy of the *state* (S_p) consists of all the unspent tranasctions including the unspent transactions of the current block. The *snapshot identifier* is the accumulator state

Algorithm 2 The modified *PoW* function for the secure prune protocol

Input: S_{i-1}, C_{i-1}, M, W
output: C_i

```

1: procedure SECUREPRUNEPoW( $S_{i-1}, C_{i-1}$ )
2:   for  $tx$  in  $M$  do
3:      $t_i.append(tx)$ 
4:     if size of  $B_i > \text{Max Block Size}$  then
5:       break
6:     end if
7:   end for
8:    $S_i, S_d, S_a \leftarrow \text{stateTransation}(S_{i-1}, t_i)$ 
9:    $A'_{i-1}, \pi_d \leftarrow \text{BatchDel}(A_{i-1}, S_d, W)$ 
10:   $A_i, \pi_a \leftarrow \text{BatchAdd}(A'_{i-1}, S_a)$ 
11:   $W' = \text{updateMemWit}(A'_{i-1}, W, S_d, S_a)$ 
12:   $nonce \leftarrow 0$ 
13:  while  $nonce < 2^{32}$  do
14:     $h \leftarrow \text{hash}(H_{i-1}, R_{t_i}, A_i, x)$ 
15:    if  $\text{hash}(nonce, h) > \text{Difficulty}$  then
16:      break
17:    end if
18:     $nonce \leftarrow nonce + 1$ 
19:  end while
20:   $W \leftarrow W'$ 
21:   $H_i \leftarrow \langle H_{i-1}, R_{t_i}, A_i, x, nonce \rangle$ 
22:   $B_i \leftarrow \langle H_i, \pi_d, \pi_a, t_i \rangle$ 
23:   $C_i \leftarrow C_{i-1} B_i$ 
24:  return  $C_i$ 
25: end procedure

```

Algorithm 3 Block Validation Algorithm

Input: S_{i-1}, C_{i-1}, B_i
output: C_i, S_i

```

1: procedure VALIDATEBLOCK( $S_{i-1}, C_{i-1}, B_i$ )
2:    $t_i \leftarrow B_i[t_i]$ 
3:    $count \leftarrow 0$ 
4:   for  $tx$  in  $t_i$  do
5:      $isValid \leftarrow \text{validate}(tx)$ 
6:     if not  $isValid$  then
7:       return False
8:     end if
9:      $count \leftarrow count + 1$ 
10:  end for
11:  if  $R_i \neq \text{root}(t_i)$  then
12:    return False
13:  end if
14:  if  $count == |t_i|$  then
15:     $A'_{i-1}, \pi_d, \pi_a \leftarrow B_i$ 
16:     $A_{i-1} \leftarrow B_{i-1}[accState]$ 
17:     $S_i, S_d, S_a \leftarrow \text{stateTransation}(S_{i-1}, t_i)$ 
18:     $a \leftarrow NI-PoE.Verify(\prod_{s \in S_d} s, A'_{i-1}, A_{i-1}, \pi_d)$ 
19:     $b \leftarrow NI-PoE.Verify(\prod_{s \in S_a} s, A'_{i-1}, A_i, \pi_a)$ 
20:  end if
21:  if  $a \wedge b$  then
22:     $S_i \leftarrow S'$ 
23:     $C_i \leftarrow C_{i-1} B_i$ 
24:  end if
25:  return  $C_i$ 
26: end procedure

```

present in the block header of *snapshot* block B_p . The chain subsequent to the snapshot block B_p is termed as the *tailchain*. The full node follows the Algorithm 3 for validation of a block created during Δ_s (present in the *tailchain*) by verifying the NI-PoE proofs π_d and π_a , merkle root R_i and transactions t_i .

The full nodes in the network prune all the historical blocks prior to the snapshot block B_p , provided that the block B_p achieved k number of confirmations from the *tailchain* blocks created in the network. The full nodes choose the tip of the longest chain similar to bitcoin [1] for deciding the number of confirmations on B_p . Suppose, more than one miner releases a *snapshot* at a height $p + c\Delta_s$, the *snapshot* with longest *tailchain* is a valid *snapshot*. Fig. 2 describes the overview of the *secureprune* protocol.

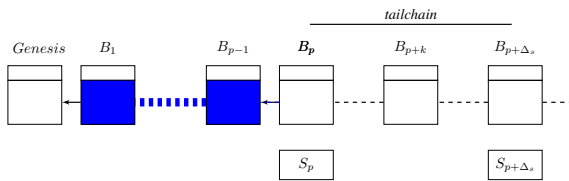


Fig. 2: Overview of *securePrune* protocol: The blue colour blocks are pruned after attaining a k confirmations to block B_p .

Lemma 5.1: Let k be the number of confirmations required for a block with very low probability of double-spend to succeed by an attacker, then the number of confirmations required for a *snapshot* is also k .

Proof: If any attacker tries to modifies a transaction in a block, the *hash* of the block change as the *merkle root* is a function of all the transactions in a block [1]. The double-spend attack is the creation of a secret chain longer than the chain with the original transaction. So, an attacker needs to create a chain longer than the honest chain to modify any transaction of a particular block. The probability of double-spend to be succeed by an attacker with a fraction of hashrate q and for a given number of confirmations is shown in [1] and [23].

Suppose, a miner in the network creates a block at height p and has recieved k number of confirmations. Let $B_{p+1}, B_{p+2}, \dots, B_{p+k}$ are the blocks that confirms block B_p . A transaction in the block is said to be a part of the valid chain, if it has k number of confirmations with very low probability of double-spend by an attacker.

Let \bullet denotes the state transition function described in Algorithm 1, the new state of a *snapshot* S_p after k number of blocks is appended to block B_p is given by

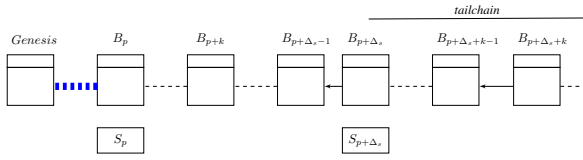


Fig. 3: The blue colored dashed line shows the pruned blocks in the chain

$$\begin{aligned}
S_{p+k} &= S_{p+k-1} \bullet B_{p+k} \\
&= S_{p+k-2} \bullet B_{p+k-1} \bullet B_{p+k} \\
&= S_p \bullet B_{p+1} \bullet B_{p+2} \bullet \dots \bullet B_{p+k}
\end{aligned}$$

since the state is represented as a part of the PoW function in Algorithm 2 in terms of the accumulator state A_i for a block B_i , the *hash* of the block changes with change in the state particularly *snapshot*.

Thus, the number of confirmations required for immutability of the *snapshot* is same as the number of confirmations required for a block against the double-spend attack. ■

C. Size of the Blockchain in *securePrune*

Fig. 3 shows the total blocks from block B_p to the current height including $B_{p+\Delta_s}$, block at snapshot $S_{p+\Delta_s}$. Suppose, the nodes pruned the blocks till height B_{p-1} after achieving the required number of confirmations to *snapshot* S_p , then every node in the network stores the blocks from B_p onwards till the current height.

Suppose, a miner broadcast a block into the network at $p + \Delta_s$ along with *snapshot* $S_{p+\Delta_s}$, then the total number of blocks till block height $p + \Delta_s + k - 1$ are $\Delta_s + k$. At height $p + \Delta_s + k$, the nodes prune the blocks B_p to $B_{p+\Delta_s-1}$. So, the total number of blocks stored with a node is upper bounded by $\Delta_s + k$.

D. Synchronization of the Bootstrapping nodes

The new node joining the network bootstrap in three steps - First, it obtains the most recent *snapshot* with the longest *tailchain*. Second, the new node downloads the entire *headerchain* since the *genesis* block and verifies the validity of the *headerchain*. Third, the node downloads the *tailchain* from its peers and validate all the blocks since the *snapshot* block to obtain its *state*.

Let S_p is the most recent *snapshot* and a node joins the network at height h , then the state of the new node at height h is obtained as

$$S_h = S_p \bullet B_{p+1} \bullet \dots \bullet B_h \quad (16)$$

Let b, c, s are the new nodes joining in *bitcoin*, *coinPrune* and *securePrune* respectively, then, n_b, n_c, n_s are the number of blocks to be downloaded by nodes b, c and s . The synchronization process depends on average download rate (R) and average block validation Rate (R_v) and block size b (assuming

TABLE II:
Parameter values used for simulations

Parameter	value
n	1000
n_p	8
λ	1/600 blocks/sec
T_p	30 msec
b	0.25 MB
R	10 Mbps
k	500
Δ_s	1000
R_v	0.25 Mbps
T_{proofs}	0.35 sec

a constant block size). The synchronization time required for these new nodes joining these networks are defined as follows

$$\begin{aligned}
T_b &= n_b \times \left(\frac{b}{R} + T_p \right) + \frac{n_b \times b}{R_v} \\
T_c &= n_c \times \left(\frac{b}{R} + T_p \right) + \frac{n_c \times b}{R_v} \\
T_s &= n_s \times \left(\frac{b}{R} + T_p \right) + \frac{n_s \times b}{R_v} + n_s \times T_{proofs}
\end{aligned}$$

The first term represents the downloading of the blocks from the existing node where as the second term denotes the validation of the blocks. In a *securePrune* network, the nodes need to validate the NI-PoE proofs in time T_{proofs} for each block verification, whereas the number of blocks is less compared to the other two networks.

The bootstrap node, after obtaining its final *state* from the most recent *snapshot* and *tailchain* could acts as a full node to bootstrap the new joining nodes.

VI. RESULTS AND DISCUSSION

Table II lists the values of the parameters used for generating the results in this section. See Table I for a description.

We have conducted an event-driven simulation using python by generating events as per information propagation protocol [24] of bitcoin for propagating a block from miner to reach the entire network. The events are classified as *inv* - sending a new block hash invitation, *getblock* - requesting a new block, *block* - sending a block to its peers and *addblock* - adding a received block to its local copy of blockchain.

We have simulated for a duration of 70 days (equivalent to 10000) blocks with a block creation rate of $\lambda = \frac{1}{600}$ (1 block per every 10 minutes) similar to bitcoin block generation rate. We have chosen 13 nodes as miners with hash rates as per hash distribution shown in [25].

Fig. 4 show the time required for a full node to verify NI-PoE proofs (π_d and π_a) with respect to the number of deleted sources of inputs ($|S_d|$) and number of added outputs ($|S_a|$). The verification time is very less (≈ 0.35 sec for 100 inputs and 100 outputs) compared to the block-creation time (600 sec).

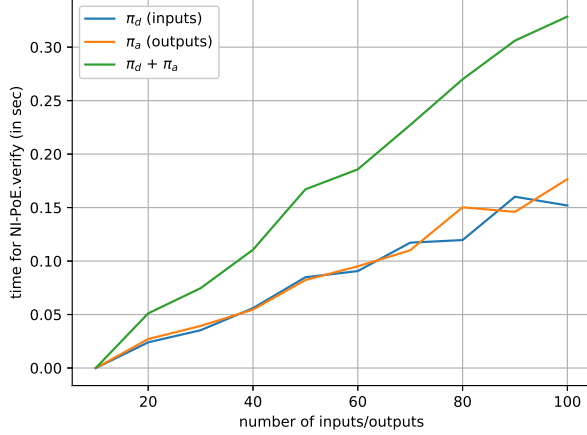


Fig. 4: Verification time of NI-PoE proofs Vs Number of inputs/outputs transactions per block

Fig. 5 show the total blockchain size of the nodes with respect to the block height. We have chosen the 1000 blocks between the two consecutive *snapshots* and 500 as number of confirmations (As the number of confirmations required for double-spend to succeed by an attacker (with fraction of hash rate $q = 0.45$) with a probability $< 10^{-4}$ is 462 as per the calculations given in [1]) for pruning the blocks prior to the *snapshot*. The nodes prune old blocks at heights $1000 + 500c$ ($c = 1, 2, 3, \dots$).

Denial-of-Service attack on coinPrune protocol: There is possible DOS attack on *coinPrune* [20] by the miners in the network. Since the *coinprune* requires a k number confirmations out of the number of blocks in *reaffirmation window* to prune the blocks prior to the *snapshot*. If the minimum requirement of k confirmations not attained for any *snapshot*, then the pruning could postponed to the next *reaffirmation window*. We chose miners $m_{DoS} = \{1, 7, 8, 10, 12, 13\}$ arbitrarily as DoS attackers with collective hash rate of 0.377 ($\approx 38\%$) and the other miners participating in the reaffirmations are $m_{reaffirm} = \{2, 3, 4, 5, 6, 9, 11\}$ have collective hash rate of 0.623 ($\approx 62\%$). We chose 300 (60% of size of reaffirmation window) confirmations out of *reaffirmation window* of size 500 blocks. The *coinPrune* shows the pruning at block heights 3500 and 7500. In this case, the pruning of the *coinPrune* node postponed a duration of 1000, 2000 blocks due to DoS attack by the above mentioned miners even though the number of confirmations (300) chosen are less than the number of confirmations (500) chosen for *securePrune* block.

For values given in TABLE II, the simulation results in Fig. 5 show the maximum storage of *securePrune* node is approximately 400 MiB ($(\Delta_s + k) \times b$) for a block size of 0.25 MiB, while the size of the bitcoin full node increases with block height. The results show that 85% reduction in the the storage space of a *securePrune* node compared to bitcoin nodes.

Fig. 6 show the time required for a bootstrapping node to

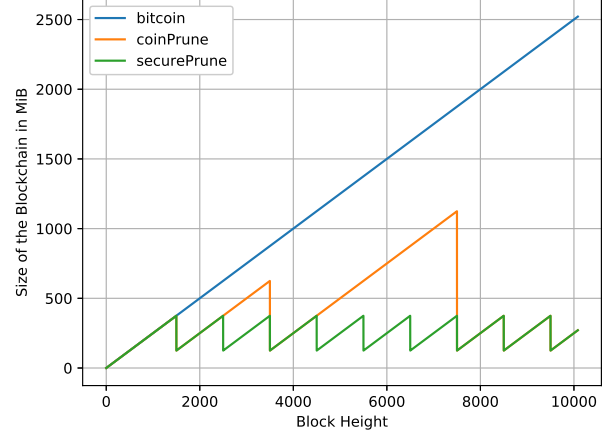


Fig. 5: Storage comparisons of a nodes in different protocols

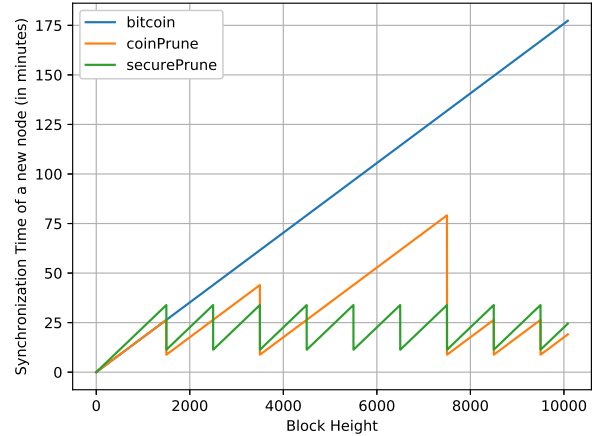


Fig. 6: The bootstrapping time of new nodes with respect to Block Height

synchronize with the existing nodes in the network. We hard-coded the block validation rate R_v (depends on the processing speed of a node) and proofs verification time T_{proofs} (from Fig. 4) in the simulation. The synchronization time linearly proportional to the number of blocks present in the chain at the time of joining a new node. The diiference in synchronization time of new nodes in *coinPrune* and *securePrune* after pruning is due to the extra time (T_{proofs}) required for a new node in *securePrune* to verify the NI-PoE proofs. Fig. 6 show a significant reduction in synchronization time for a new node joining *securePrune* network compared to nodes joining the other two protocols.

Note: The results shown in Fig. 5 and Fig. 6 are obtained for different runs of simulations.

VII. CONCLUSION AND FUTURE WORK

In this paper, we show the periodic and secure pruning of the blocks prior to a certain block height based on the RSA accumulators. We proposed algorithms for generation of a block and validation of the block using NI-PoE proofs and accumulator state for securing the state of the blockchain along with transactions of the blocks. Through simulation results, we show the reduction in the storage space of a node in the proposed protocol which in turn reduce the synchronization time required to bootstrap a new node.

In future, we explore the exchanging of a *snapshot* from an existing node during the bootstrap of a new node while the state of the serving node changes with the creation of new blocks. We also consider the trade-off between the block generation, verification with efficient NI-PoE proofs and number of transactions in the block.

REFERENCES

- [1] S. Nakamoto, "Bitcoin: A peer-to-peer electronic cash system," 2009. [Online]. Available: <http://www.bitcoin.org/bitcoin.pdf>
- [2] ethereum/wiki, "A next-generation smart contract and decentralized application platform," 2015. [Online]. Available: <https://github.com/ethereum/wiki/wiki/WhitePaper/>
- [3] E. Androulaki, A. Barger, V. Bortnikov, C. Cachin, K. Christidis, A. D. Caro, D. Enyeart, C. Ferris, G. Laventman, Y. Manevich, S. Muralidharan, C. Murthy, B. Nguyen, M. Sethi, G. Singh, K. Smith, A. Sorniotti, C. Stathakopoulou, M. Vukolic, S. W. Cocco, and J. Yellick, "Hyperledger fabric: A distributed operating system for permissioned blockchains," *CoRR*, vol. abs/1801.10228, pp. 1–15, 2018. [Online]. Available: <http://arxiv.org/abs/1801.10228>
- [4] MedicalChain. (2018). [Online]. Available: <https://medicalchain.com/en/>
- [5] R. J. Ali Dorri, Salil S. Kanhere and P. Gauravaram, "Blockchain for iot security and privacy: The case study of a smart home," in *IEEE PERCOM Workshop On Security Privacy And Trust In The Internet of Things 2017*. Kona, HI, USA: IEEE, March 2017, pp. 618–623.
- [6] BitcoinCore, "Bitcoin Full Node," 2020. [Online]. Available: <https://bitcoin.org/en/full-node>
- [7] S. Delgado-Segura, C. Pérez-Solà, G. Navarro-Arribas, and J. Herrera-Joancomartí, "Analysis of the bitcoin utxo set," in *Financial Cryptography and Data Security*, A. Zohar, I. Eyal, V. Teague, J. Clark, A. Bracciali, F. Pintore, and M. Sala, Eds. Berlin, Heidelberg: Springer Berlin Heidelberg, 2019, pp. 78–91.
- [8] BitcoinCore, "Bitcoin Source Code," 2020. [Online]. Available: <https://github.com/bitcoin/bitcoin>
- [9] Blockchain, "Blockchain Luxembourg S.A." 2020. [Online]. Available: <https://www.blockchain.com/charts/blocks-size>
- [10] N. Barić and B. Pfizmann, "Collision-free accumulators and fail-stop signature schemes without trees," in *Advances in Cryptology — EUROCRYPT '97*, W. Fumy, Ed. Berlin, Heidelberg: Springer Berlin Heidelberg, 1997, pp. 480–494.
- [11] D. Boneh, B. Bünz, and B. Fisch, "Batching techniques for accumulators with applications to iops and stateless blockchains," in *Advances in Cryptology — CRYPTO 2019*, A. Boldyreva and D. Micciancio, Eds. Cham: Springer International Publishing, 2019, pp. 561–586.
- [12] D. Perard, J. Lacan, Y. Bachy, and J. Detchart, "Erasure code-based low storage blockchain node," *CoRR*, vol. abs/1805.00860, 2018. [Online]. Available: <http://arxiv.org/abs/1805.00860>
- [13] S. Kadhe, J. Chung, and K. Ramchandran, "Sef: A secure fountain architecture for slashing storage costs in blockchains," *CoRR*, vol. abs/1906.12140, 2019. [Online]. Available: <http://arxiv.org/abs/1906.12140>
- [14] M. Luby, "Lt codes," in *The 43rd Annual IEEE Symposium on Foundations of Computer Science, 2002. Proceedings.*, 2002, pp. 271–280.
- [15] R. K. Raman and L. R. Varshney, "Dynamic distributed storage for scaling blockchains," *CoRR*, vol. abs/1711.07617, 2017. [Online]. Available: <http://arxiv.org/abs/1711.07617>
- [16] A. Shamir, "How to share a secret," *Commun. ACM*, vol. 22, no. 11, p. 612–613, Nov. 1979. [Online]. Available: <https://doi.org/10.1145/359168.359176>
- [17] K. V. Rashmi, N. B. Shah, P. V. Kumar, and K. Ramchandran, "Explicit construction of optimal exact regenerating codes for distributed storage," in *Proceedings of the 47th Annual Allerton Conference on Communication, Control, and Computing*, ser. Allerton'09. IEEE Press, 2009, p. 1243–1249.
- [18] A. S. Rawat, O. O. Koyluoglu, N. Silberstein, and S. Vishwanath, "Optimal locally repairable and secure codes for distributed storage systems," *IEEE Transactions on Information Theory*, vol. 60, no. 1, pp. 212–236, 2014.
- [19] BitcoinCore, "Assumed-Valid vlocks," 2020. [Online]. Available: <https://bitcoin.org/en/release/v0.14.0>
- [20] R. Matzutt, B. Kalde, J. Pennekamp, A. Drichel, M. Henze, and K. Wehrle, "How to securely prune bitcoin's blockchain," in *2020 IFIP Networking Conference (Networking)*, 2020, pp. 298–306.
- [21] J. Camenisch and A. Lysyanskaya, "Dynamic accumulators and application to efficient revocation of anonymous credentials," in *Advances in Cryptology — CRYPTO 2002*, M. Yung, Ed. Berlin, Heidelberg: Springer Berlin Heidelberg, 2002, pp. 61–76.
- [22] A. Shamir, "On the generation of cryptographically strong pseudorandom sequences," *ACM Trans. Comput. Syst.*, vol. 1, no. 1, p. 38–44, Feb. 1983. [Online]. Available: <https://doi.org/10.1145/357353.357357>
- [23] M. Rosenfeld, "Analysis of hashrate-based double spending," *CoRR*, vol. abs/1402.2009, pp. 1–13, February 2014. [Online]. Available: <http://arxiv.org/abs/1402.2009>
- [24] C. Decker and R. Wattenhofer, "Information propagation in the bitcoin network," in *IEEE P2P 2013 Proceedings*. Trento, Italy: IEEE, Sep. 2013, pp. 1–10.
- [25] Blockchain, "Hash Rate Distribution," 2020. [Online]. Available: <https://www.blockchain.com/pools>