
FUNDAMENTAL LINEAR ALGEBRA PROBLEM OF GAUSSIAN INFERENCE

Timothy D. Barfoot
Institute for Aerospace Studies
University of Toronto
tim.barfoot@utoronto.ca

October 19, 2020

ABSTRACT

Underlying many Bayesian inference techniques that seek to approximate the posterior as a Gaussian distribution is a fundamental linear algebra problem that must be solved for both the mean and key entries of the covariance. Even when the true posterior is not Gaussian (e.g., in the case of nonlinear measurement functions) we can use variational schemes that repeatedly solve this linear algebra problem at each iteration. In most cases, the question is not whether a solution to this problem exists, but rather how we can exploit problem-specific structure to find it efficiently. Our contribution is to clearly state the Fundamental Linear Algebra Problem of Gaussian Inference (FLAPOGI) and to provide a novel presentation (using Kronecker algebra) of the not-so-well-known result of Takahashi et al. (1973) that makes it possible to solve for key entries of the covariance matrix. We first provide a global solution and then a local version that can be implemented using local message passing amongst a collection of agents calculating in parallel. Contrary to belief propagation, our local scheme is guaranteed to converge in both the mean and desired covariance quantities to the global solution even when the underlying factor graph is loopy; in the case of synchronous updates, we provide a bound on the number of iterations required for convergence. Compared to belief propagation, this guaranteed convergence comes at the cost of additional storage, calculations, and communication links in the case of loops; however, we show how these can be automatically constructed on the fly using only local information.

1 Introduction

Gaussian probabilistic inference is an important tool in a number of fields including machine learning, computer vision, and robotics. The aim is to produce a Gaussian belief, $p(\mathbf{x}|\mathbf{z})$, of the state of the world, \mathbf{x} , given a prior model, $p(\mathbf{x})$, and some evidence, \mathbf{z} , and hence we often take a Bayesian perspective. Even if the full Bayesian posterior is not Gaussian (e.g., in the case of nonlinear models), we might choose to find the best Gaussian approximation thereof.

As discussed by Opper and Archambeau (2009) and more recently by Barfoot et al. (2020) we can start by considering that we want to find a Gaussian approximation, $q(\mathbf{x})$, that minimizes the Kullback-Leibler (KL) divergence (Kullback and Leibler, 1951) from the true Bayesian posterior, $p(\mathbf{x}|\mathbf{z})$:

$$\text{KL}(q||p) = - \int_{-\infty}^{\infty} q(\mathbf{x}) \ln \left(\frac{p(\mathbf{x}|\mathbf{z})}{q(\mathbf{x})} \right) d\mathbf{x}. \quad (1)$$

Noting that we can factor $p(\mathbf{x}, \mathbf{z}) = p(\mathbf{x}|\mathbf{z})p(\mathbf{z})$ we can equivalently find the $q(\mathbf{x})$ that minimizes

$$V(q) = \mathbb{E}_q[\phi(\mathbf{x})] + \frac{1}{2} \ln (|\Sigma^{-1}|), \quad (2)$$

with $\phi(\mathbf{x}) = -\ln p(\mathbf{x}, \mathbf{z})$ and the second term being the well-known expression for the *entropy* of a Gaussian. This functional, $V(q)$, is sometimes referred to as the (negative) *Helmholtz free energy* in statistical physics (Koller and Friedman, 2009, §11.1, p.385) or the (negative) Evidence Lower Bound (ELBO) in machine learning. In general, this

approach is referred to as *variational inference* or *variational Bayes* (Jordan et al., 1999; Bishop, 2006). As we will restrict ourselves to Gaussian approximations of the posterior, we will refer to the approach as Gaussian Variational Inference (GVI).

Our Gaussian approximation will take the standard multivariate form,

$$q(\mathbf{x}) = \mathcal{N}(\boldsymbol{\mu}, \boldsymbol{\Sigma}) = \frac{1}{\sqrt{(2\pi)^N |\boldsymbol{\Sigma}|}} \exp\left(-\frac{1}{2}(\mathbf{x} - \boldsymbol{\mu})^T \boldsymbol{\Sigma}^{-1}(\mathbf{x} - \boldsymbol{\mu})\right), \quad (3)$$

where $|\cdot|$ is the determinant, $\boldsymbol{\mu}$ is the mean, and $\boldsymbol{\Sigma}$ is the covariance. For many practical robotics and computer vision applications, the dimension of the state, N , can become very large and so we are very much concerned with finding efficient solutions that can exploit any structure in our problem.

Problem-specific structure derives from sparsity in the underlying graphical model of the system. If we consider that the joint likelihood of the state and data factors, we can write its negative log-likelihood as

$$\phi(\mathbf{x}) = \sum_{k=1}^K \phi_k(\mathbf{x}_k), \quad (4)$$

where $\phi_k(\mathbf{x}_k) = -\ln p(\mathbf{x}_k, \mathbf{z}_k)$ is the k th (negative log) factor expression, \mathbf{x}_k is a *subset* of variables in \mathbf{x} associated with the k th factor, and \mathbf{z}_k is a subset of the data in \mathbf{z} associated with the k th factor. Substituting this into (2) we have

$$V(q) = \sum_{k=1}^K \mathbb{E}_{q_k}[\phi_k(\mathbf{x}_k)] + \frac{1}{2} \ln(|\boldsymbol{\Sigma}^{-1}|), \quad (5)$$

where critically the expectation for the k th factor reduces to being over $q_k(\mathbf{x}_k)$, the *marginal* associated with the variables involved in that factor (Barfoot et al., 2020).

Barfoot et al. (2020) go on to show that the following Newton-like iterative scheme can be used to seek the minimum of $V(q)$ in terms of $\boldsymbol{\mu}$ and $\boldsymbol{\Sigma}^{-1}$:

$$(\boldsymbol{\Sigma}^{-1})^{(i+1)} = \underbrace{\sum_{k=1}^K \mathbb{E}_{q_k^{(i)}} \left[\frac{\partial^2}{\partial \mathbf{x}_k^T \partial \mathbf{x}_k} \phi_k(\mathbf{x}_k) \right]}_{\mathbf{A}}, \quad (6a)$$

$$(\boldsymbol{\Sigma}^{-1})^{(i+1)} \delta \boldsymbol{\mu} = - \underbrace{\sum_{k=1}^K \mathbb{E}_{q_k^{(i)}} \left[\frac{\partial}{\partial \mathbf{x}_k^T} \phi_k(\mathbf{x}_k) \right]}_{\mathbf{b}}, \quad (6b)$$

$$\boldsymbol{\mu}^{(i+1)} = \boldsymbol{\mu}^{(i)} + \delta \boldsymbol{\mu}, \quad (6c)$$

where (i) is the iteration index. This scheme can be shown to be carrying out Natural Gradient Descent (NGD) (Amari, 1998, 2016), which approximates the Hessian using the Fisher Information Matrix (FIM) (Barfoot, 2020; Barfoot et al., 2020; Barfoot and D'Eleuterio, 2020).

The scheme thus proceeds in two alternating phases:

build the linear system: We use the current marginals, $q_k(\mathbf{x}_k)$, which are also Gaussian, to assemble the two matrices, \mathbf{A} and \mathbf{b} ; here we can use Gaussian quadrature to compute the required expectations or even approximate further by evaluating only at the mean, which results in standard Maximum A Posteriori (MAP) estimation

solve the linear system: We solve $\mathbf{A} \delta \boldsymbol{\mu} = \mathbf{b}$ for $\delta \boldsymbol{\mu}$ and then update $\boldsymbol{\mu}$; we must also extract the new marginals, which requires calculating the entries of \mathbf{A}^{-1} (the covariance matrix) corresponding to the nonzero entries of \mathbf{A} (the inverse covariance matrix)

It is the second phase, ‘solve the linear system’, with which we are concerned in this paper. The inverse covariance matrix, \mathbf{A} , is typically quite sparse for key problems such as trajectory estimation, bundle adjustment (Brown, 1958), simultaneous localization and mapping (Durrant-Whyte and Bailey, 2006), calibration, and pose-graph optimization. However, the covariance matrix, \mathbf{A}^{-1} is usually dense. Barfoot et al. (2020) further discuss how in computing the marginals for the next ‘build the linear system’ phase we need only compute the entries of \mathbf{A}^{-1} associated with the nonzero entries of \mathbf{A} , although this can also be seen plainly in (6).

The rest of this paper is organized as follows. Section 2 provides the specific linear algebra problem with which we are concerned in this paper. Section 3 uses Kronecker algebra along with so-called elimination and duplication matrices to provide a novel analysis and presentation of a global solution to the problem based on the method of Takahashi et al. (1973). Section 4 provides a novel method to carry out the global solution in a purely local manner using message passing amongst a collection of agents computing in parallel; this method is guaranteed to converge to the unique global solution in both the mean and desired covariance quantities. Section 5 discusses related work in the literature; we chose to provide related work after the main technical results of the paper so as to allow several detailed connections to be made. Section 6 wraps things up and discusses possibilities for future work.

2 Problem Setup

Motivated by the discussion in the introduction, we can begin by stating the problem with which we are concerned in this paper:

Problem 1. (Fundamental Linear Algebra Problem of Gaussian Inference (FLAPOGI)) *Consider the linear system of equations, $\mathbf{Ax} = \mathbf{b}$, where \mathbf{A} is $N \times N$, real, symmetric, positive definite, and having a known sparsity pattern; solve for (i) the unique \mathbf{x} and (ii) the entries of \mathbf{A}^{-1} corresponding to the nonzero entries of \mathbf{A} .*

Disregarding any sparsity enjoyed by \mathbf{A} , there is an obvious solution, which is to compute \mathbf{A}^{-1} and then (i) take $\mathbf{x} = \mathbf{A}^{-1}\mathbf{b}$ and (ii) extract the desired entries of \mathbf{A}^{-1} . This will always be possible given that $\mathbf{A} > 0$. However, when the size of the linear system N is very large the complexity of this brute-force approach is $O(N^3)$.

We can also convert the second part of Problem 1 into a linear system of equations using the vectorization, $\text{vec}(\cdot)$, and Kronecker product, \otimes , operations detailed in Appendix A. We first note that

$$\mathbf{A}\mathbf{A}^{-1} = \mathbf{1}, \quad (7)$$

where $\mathbf{1}$ is the identity matrix. Then we have

$$(\mathbf{1} \otimes \mathbf{A})\text{vec}(\mathbf{A}^{-1}) = \text{vec}(\mathbf{1}), \quad (8)$$

where we have used some basic identities found in Appendix A. Since \mathbf{A}^{-1} is symmetric (because \mathbf{A} is symmetric by assumption), we can remove the redundant entries by defining an *elimination* matrix, \mathbf{E} , to pick the upper-half entries but then reconstitute them using a *duplication* matrix, \mathbf{D} :

$$\underbrace{\mathbf{D}\text{Evec}(\mathbf{A}^{-1})}_{\mathbf{y}} = \text{vec}(\mathbf{A}^{-1}), \quad (9)$$

which holds for any symmetric matrix. See Appendix B for more on elimination and duplication matrices and their properties. Inserting this to (8) and then premultiplying both sides of our equation by \mathbf{E} we have

$$\mathbf{E}(\mathbf{1} \otimes \mathbf{A})\mathbf{D}\mathbf{y} = \text{Evec}(\mathbf{1}). \quad (10)$$

Thus, we can solve this system for the unique entries of \mathbf{A}^{-1} stored in \mathbf{y} . Unfortunately, the coefficient matrix $\mathbf{E}(\mathbf{1} \otimes \mathbf{A})\mathbf{D}$ does not have any obvious exploitable structure when expressed in this form. The next section will discuss how to solve

$$\mathbf{Ax} = \mathbf{b}, \quad (11a)$$

$$\mathbf{E}(\mathbf{1} \otimes \mathbf{A})\mathbf{D}\mathbf{y} = \text{Evec}(\mathbf{1}), \quad (11b)$$

efficiently using a triangular factorization of \mathbf{A} . We will refer to (11a) as the *primary problem* and (11b) as the *secondary problem*. We will see that the order in which place our variables in \mathbf{x} and \mathbf{y} is important; to avoid confusion, we will refer to the order of \mathbf{x} as the *primary variable order* and the order of \mathbf{y} as the *secondary variable order*.

3 Global Solution

We use this section to provide a novel presentation of the result of Takahashi et al. (1973) (see also Erisman and Tinney (1975)) that shows that we do not need to calculate all the entries of \mathbf{A}^{-1} to obtain those corresponding to the nonzero entries of \mathbf{A} . We will make use of Kronecker algebra and *elimination* and *duplication* matrices to handle symmetric and triangular matrices (Magnus and Neudecker, 2019).

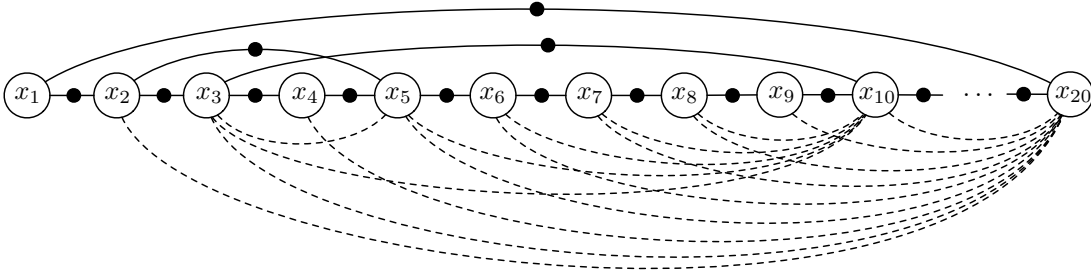


Figure 1: Example loopy factor graph showing 20 variables (hollow circles) with factors (black filled circles) connecting them (solid lines). Due to the chosen variable order, when we perform a triangular decomposition there are extra connections that arise (dashed lines) due to the fill-in arising in the triangular factors. Different variable orders result in different fill-in patterns.

3.1 Primary Problem

We begin by performing a triangular decomposition on \mathbf{A} ,

$$\mathbf{A} = \mathbf{L}\mathbf{S}\mathbf{L}^T, \quad (12)$$

where \mathbf{L} is lower-triangular with ones on its diagonal (and hopefully sparse) and \mathbf{S} is diagonal. This will always be possible given our assumptions that \mathbf{A} is symmetric and positive definite. If \mathbf{A} is sparse, so too will be \mathbf{L} but possibly with some fill-in. The amount of fill-in depends on the nature of the underlying graphical model (tree vs. loopy; more on this below) as well as the primary variable order selected for \mathbf{x} ; minimizing the fill-in by reordering \mathbf{x} is known to be an NP-hard problem (Yannakakis, 1981) and we do not address this here.

To solve the first equation of (11), we can then solve the following two linear systems,

$$\mathbf{L}\mathbf{S}\mathbf{w} = \mathbf{b}, \quad (13a)$$

$$\mathbf{L}^T\mathbf{x} = \mathbf{w}, \quad (13b)$$

where the first can be solved for \mathbf{w} through (sparse) forward substitution and the second solved for \mathbf{x} through (sparse) backward substitution. The next section discusses how the triangular decomposition can be reused to solve the second equation of (11) for the desired entries of the inverse of \mathbf{A} .

3.2 Secondary Problem

To solve the second equation of (11), we can insert the triangular factorization for \mathbf{A} :

$$\mathbf{E}(\mathbf{1} \otimes \mathbf{L}\mathbf{S}\mathbf{L}^T)\mathbf{D}\mathbf{y} = \text{Evec}(\mathbf{1}), \quad (14)$$

which then factors as

$$\mathbf{E}(\mathbf{1} \otimes \mathbf{L}\mathbf{S})(\mathbf{1} \otimes \mathbf{L}^T)\mathbf{D}\mathbf{y} = \text{Evec}(\mathbf{1}), \quad (15)$$

where we note that $\mathbf{L}\mathbf{S}$ is lower triangular. Using one of the identities in Appendix B we can rewrite this as

$$\mathbf{E}(\mathbf{1} \otimes \mathbf{L}\mathbf{S})\mathbf{D}\mathbf{E}(\mathbf{1} \otimes \mathbf{L}^T)\mathbf{D}\mathbf{y} = \text{Evec}(\mathbf{1}), \quad (16)$$

and then

$$\begin{aligned} \mathbf{E}(\mathbf{1} \otimes \mathbf{L}^T)\mathbf{D}\mathbf{y} &= (\mathbf{E}(\mathbf{1} \otimes \mathbf{L}\mathbf{S})\mathbf{D})^{-1} \text{Evec}(\mathbf{1}) = \mathbf{E}(\mathbf{1} \otimes \mathbf{S}^{-1}\mathbf{L}^{-1})\mathbf{D}\text{Evec}(\mathbf{1}) \\ &= \mathbf{E}(\mathbf{1} \otimes \mathbf{S}^{-1}\mathbf{L}^{-1})\text{vec}(\mathbf{1}) = \text{Evec}(\mathbf{S}^{-1}\mathbf{L}^{-1}) = \text{Evec}(\mathbf{S}^{-1}), \end{aligned} \quad (17)$$

where we again have used several identities in Appendix B. The key insight of Takahashi et al. (1973), that is further explained by Erisman and Tinney (1975), is the last step where we safely remove the \mathbf{L}^{-1} from the right-hand side since it is lower-triangular and our elimination matrix is keeping only the upper-half entries of a vectorized matrix. We can now safely solve

$$\underbrace{\mathbf{E}(\mathbf{1} \otimes \mathbf{L}^T)\mathbf{D}}_{\mathbf{c}} \mathbf{y} = \underbrace{\text{Evec}(\mathbf{S}^{-1})}_{\mathbf{d}}, \quad (18)$$

for \mathbf{y} , which has dimension $M = \frac{1}{2}N(N+1)$. For some variable order choices, the $M \times M$ coefficient matrix, \mathbf{C} , is upper triangular (more on this below), so we could simply backward substitute to solve for all the entries of \mathbf{y} and hence \mathbf{A}^{-1} . However, we would like to avoid this as in many cases we do not need all of the entries.

We can work out a useful expression for the entries of our coefficient matrix, \mathbf{C} . The $ij, k\ell$ entry is given by

$$C_{ij,k\ell} = \text{vec}(\mathbf{1}_{ji})^T (\mathbf{1} \otimes \mathbf{L}^T) \text{vec}((1 - \delta_{k\ell})\mathbf{1}_{k\ell} + \mathbf{1}_{\ell k}), \quad (19)$$

where we use the detailed definitions of \mathbf{E} and \mathbf{D} from the Appendix; $\mathbf{1}_{ab}$ is an $N \times N$ matrix of zeros except for the ab entry, which is one. We can write

$$\mathbf{L} = \sum_{m,n} L_{mn} \mathbf{1}_{mn}. \quad (20)$$

Inserting this we can write

$$C_{ij,k\ell} = \sum_{m,n} L_{mn} \text{vec}(\mathbf{1}_{ji})^T (\mathbf{1} \otimes \mathbf{1}_{mn}^T) \text{vec}((1 - \delta_{k\ell})\mathbf{1}_{k\ell} + \mathbf{1}_{\ell k}), \quad (21)$$

and then we can apply basic properties of $\text{vec}(\cdot)$ and \otimes to rewrite this as

$$C_{ij,k\ell} = \sum_{m,n} L_{mn} \text{tr}(\mathbf{1}_{ij} \mathbf{1}_{nm} ((1 - \delta_{k\ell})\mathbf{1}_{k\ell} + \mathbf{1}_{\ell k})). \quad (22)$$

We can now use the fact that

$$\mathbf{1}_{ab} \mathbf{1}_{cd} = \begin{cases} \mathbf{1}_{ad} & \text{if } b = c \\ \mathbf{0} & \text{otherwise} \end{cases}, \quad (23)$$

to rewrite our expression as

$$C_{ij,k\ell} = \sum_{m,j} L_{mj} \text{tr}(\mathbf{1}_{im} ((1 - \delta_{k\ell})\mathbf{1}_{k\ell} + \mathbf{1}_{\ell k})). \quad (24)$$

Applying (23) again we have

$$C_{ij,k\ell} = L_{kj} \text{tr}((1 - \delta_{k\ell})\mathbf{1}_{i\ell}) + L_{\ell j} \text{tr}(\mathbf{1}_{ik}), \quad (25)$$

or

$$C_{ij,k\ell} = L_{kj}(1 - \delta_{k\ell})\delta_{i\ell} + L_{\ell j}\delta_{ik}, \quad (26)$$

where $\text{tr}(\mathbf{1}_{ab}) = \delta_{ab}$. Working through the combinations of the various Kronecker delta functions we finally have

$$C_{ij,k\ell} = \begin{cases} L_{\ell j} & \text{if } i = k \\ L_{kj} & \text{if } i = \ell \\ 0 & \text{otherwise} \end{cases}. \quad (27)$$

We will use this expression to show various properties of \mathbf{C} in the next section.

We can also work out an expression for the entries of \mathbf{d} . The ij entry is given by

$$d_{ij} = \text{vec}(\mathbf{1}_{ji})^T \text{vec}(\mathbf{S}^{-1}) = \text{tr}(\mathbf{1}_{ij} \mathbf{S}^{-1}). \quad (28)$$

Inserting $\mathbf{S}^{-1} = \sum_{kk} S_{kk}^{-1} \mathbf{1}_{kk}$ we have

$$d_{ij} = \text{vec}(\mathbf{1}_{ji})^T \text{vec}(\mathbf{S}^{-1}) = \sum_{kk} S_{kk}^{-1} \text{tr}(\mathbf{1}_{ij} \mathbf{1}_{kk}) = S_{jj}^{-1} \text{tr}(\mathbf{1}_{ij}) = S_{jj}^{-1} \delta_{ij}, \quad (29)$$

which makes sense since \mathbf{S} is diagonal.

3.3 How to Solve Only for Desired Entries of \mathbf{A}^{-1}

If \mathbf{A} is quite sparse then so too will be \mathbf{L} and hence many of its entries, L_{ij} , will be zero; we assume we know the sparsity pattern of \mathbf{L} as a by-product of the triangular decomposition. We will refer to the set of indices of \mathbf{L} corresponding to nonzero entries as \mathcal{L} , while $\bar{\mathcal{L}}$ will be the complementary set of indices in the lower triangle (corresponding to zero entries of the lower triangle of \mathbf{L}).

Owing to the way the triangular decomposition works, we have the following lemma:

Lemma 1. (Four Corners of a Box) *If $ij, kj \in \mathcal{L}$ with $i < k$ then $ki \in \mathcal{L}$.*

Proof. Discussed by Erisman and Tinney (1975). Note, the fourth corner of the box is $ii \in \mathcal{L}$. □

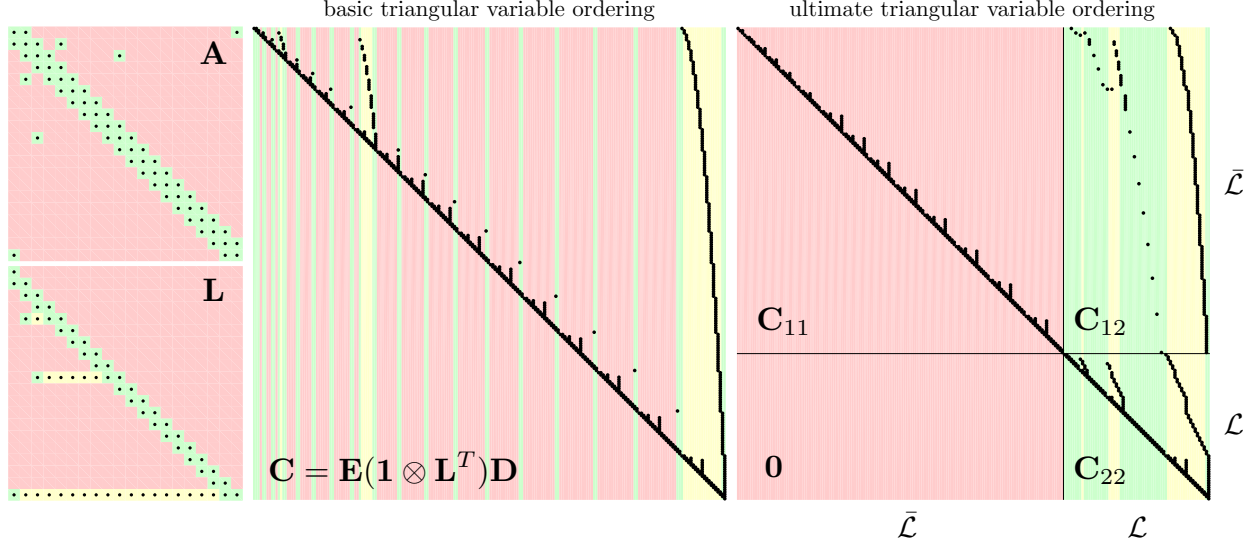


Figure 2: Example sparsity patterns for the \mathbf{A} arising from the factor graph in Figure 1, its triangular factor \mathbf{L} , and the coefficient matrix \mathbf{C} of the sparse linear system for \mathbf{A}^{-1} . Two different secondary variable orders are shown for \mathbf{C} . Green corresponds to the desired entries of \mathbf{A}^{-1} that are nonzero in \mathbf{A} , yellow to the extra nonzero fill-in entries in \mathbf{L} , and red for the remaining entries. Under the ultimate triangular variable order, the bottom-left block of \mathbf{C} is zero when the variables are partitioned into $\bar{\mathcal{L}}$ and \mathcal{L} .

We are now ready to prove a key result regarding \mathbf{C} . Consider the situation where $ij \in \mathcal{L}$ and $kl \in \bar{\mathcal{L}}$; if we can show that the entry at this location is zero, then it means that the entries of \mathbf{y} corresponding to the nonzero entries of \mathbf{L} can be calculated without ever calculating the remaining entries.

Theorem 1. (Takahashi et al., 1973) (Closure of \mathcal{L}) *If $ij \in \mathcal{L}$ and $kl \in \bar{\mathcal{L}}$ then $C_{ij,kl} = 0$.*

Proof. From the definitions of the indices, we know $j \leq i$ and $\ell < k$; cannot have $\ell = k$ since then $kl = kk \in \mathcal{L}$. Assume $C_{ij,kl} \neq 0$. According to (27), this requires one of two conditions:

Case (i): $i = \ell$ whereupon $C_{ij,kl} = L_{kj}$. This will still be zero unless $kj \in \mathcal{L}$. Lemma 1 tells us that if $ij, kj \in \mathcal{L}$ then so must be ki if $i < k$, which is true since $i = \ell < k$. Furthermore, since $i = \ell$ it must be that $ki = k\ell \in \mathcal{L}$, which is a contradiction.

Case (ii): $i = k$ whereupon $C_{ij,kl} = L_{\ell j}$. This will still be zero unless $\ell j \in \mathcal{L}$. Lemma 1 tells us that if $ij, \ell j \in \mathcal{L}$ then so must be $i\ell$ if $\ell < i$, which is true since $\ell < k = i$. Furthermore, since $i = k$ it must be that $i\ell = k\ell \in \mathcal{L}$, which is a contradiction.

Both cases result in contradictions, therefore $C_{ij,kl} = 0$. □

3.4 Triangular Secondary Variable Orders

Depending on the secondary variable order chosen to construct the elimination/duplication matrices, \mathbf{E} and \mathbf{D} , the structure of $\mathbf{C} = \mathbf{E}(\mathbf{1} \otimes \mathbf{L}^T)\mathbf{D}$ will vary. Conveniently, there are variable orders that can be chosen that make \mathbf{C} upper triangular. These naturally have to do with the structure of \mathbf{L} .

First, we define the following *basic triangular order*

$$\mathbf{v} = (11, 21, 22, 31, 32, 33, \dots, NN), \quad (30)$$

where the first number is the i and the second the j . This is simply the list of indices of a lower-triangular matrix from the top row to the bottom and left to right within each row. We then have the following:

Theorem 2. (Basic Triangular Variable Order) *Under the variable order, \mathbf{v} , the matrix \mathbf{C} is upper triangular.*

Proof. For \mathbf{C} to be upper triangular, we must show that $C_{m,n} = 0$ for $n < m$. If we let $m = ij$ and $n = kl$ then for $n < m$ we must either have (1) $k < i$ or (2) $k = i$ and $\ell < j$, according to our variable order. From the definitions of the indices, we also know $j \leq i$ and $\ell \leq k$. Assume $C_{ij,kl} \neq 0$. According to (27), this requires one of two conditions:

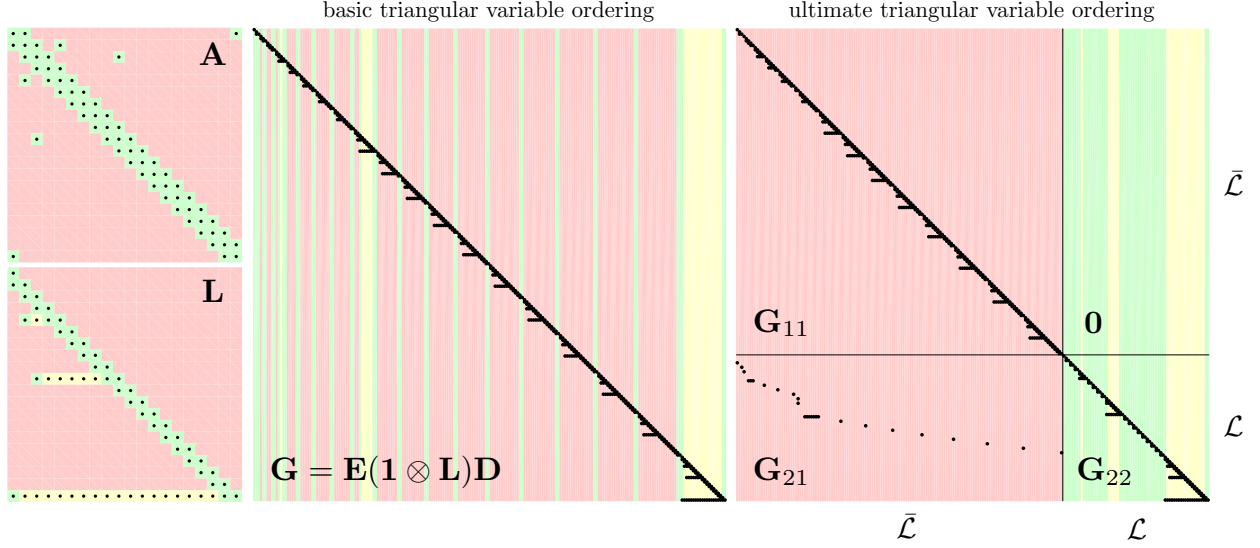


Figure 3: Example sparsity patterns for an \mathbf{A} , its triangular factor \mathbf{L} , and the matrix \mathbf{G} . Two different secondary variable orders are shown for \mathbf{C} . Green corresponds to the desired entries of \mathbf{A}^{-1} that are nonzero in \mathbf{A} , yellow to the extra nonzero entries in \mathbf{L} , and red for the remaining entries. Under the ultimate triangular variable order the upper-right block of \mathbf{G} is zero when the variables are partitioned into \mathcal{L} and $\bar{\mathcal{L}}$.

Case (i): $i = \ell$. For (1) we have $\ell \leq k < i$ so we cannot have $i = \ell$. For (2) we have $\ell < j \leq i$ so again cannot have $i = \ell$. Both cases result in contradictions so that $C_{ij,kl} = 0$.

Case (ii): $i = k$, whereupon $C_{ij,kl} = L_{\ell j}$. For (1) we have $k < i$ so cannot have $i = k$; the contradiction implies $C_{ij,kl} = 0$. For (2) we have $\ell < j$ so that $\ell j \in \bar{\mathcal{L}}$ and hence $C_{ij,kl} = L_{\ell j} = 0$.

All cases result in $C_{ij,kl} = 0$. \square

The basic variable order, \mathbf{v} , is not the only one that results in an upper-triangular \mathbf{C} . We also have the following:

Lemma 2. (Triangular Permutations) *Starting from any variable order, \mathbf{v} , that results in \mathbf{C} upper triangular, we can swap the variables in adjacent positions m and $m + 1$ provided $m = ij \in \mathcal{L}$ and $m + 1 = kl \in \bar{\mathcal{L}}$ to create a new variable order, \mathbf{v}' , that also results in \mathbf{C} upper triangular.*

Proof. This is a direct consequence of Theorem 1. \square

Finally, we have the following key result:

Theorem 3. (Ultimate Triangular Variable Order) *Let \mathbf{v}' be the variable order that starts with the basic order, \mathbf{v} , and applies Lemma 2 until, ultimately, no more swaps are possible. Then using \mathbf{v}' to build the elimination and duplication matrices, our linear system for the inverse becomes*

$$\begin{bmatrix} \mathbf{C}_{11} & \mathbf{C}_{12} \\ \mathbf{0} & \mathbf{C}_{22} \end{bmatrix} \begin{bmatrix} \mathbf{y}_1 \\ \mathbf{y}_2 \end{bmatrix} = \begin{bmatrix} \mathbf{d}_1 \\ \mathbf{d}_2 \end{bmatrix}, \quad (31)$$

with \mathbf{C}_{11} , \mathbf{C}_{22} upper triangular, the '1' partition containing all the variables in $\bar{\mathcal{L}}$, and the '2' partition containing those in \mathcal{L} .

Proof. The basic variable order, \mathbf{v} , results in an upper-triangular \mathbf{C} according to Theorem 2. Then by performing the swaps according to Lemma 2 we maintain \mathbf{C} upper triangular until no more swaps are possible. Theorem 1 then tells us the lower-left block matrix is $\mathbf{0}$. \square

Figure 2 provides an example of the sparsity pattern of \mathbf{C} . While we would never actually construct the full linear system, $\mathbf{C}\mathbf{y} = \mathbf{d}$, it provides some insight into efficient methods of solving for the desired entries of \mathbf{A}^{-1} . The ultimate triangular variable order is particularly appealing as we can simply perform a backward substitution and start by solving

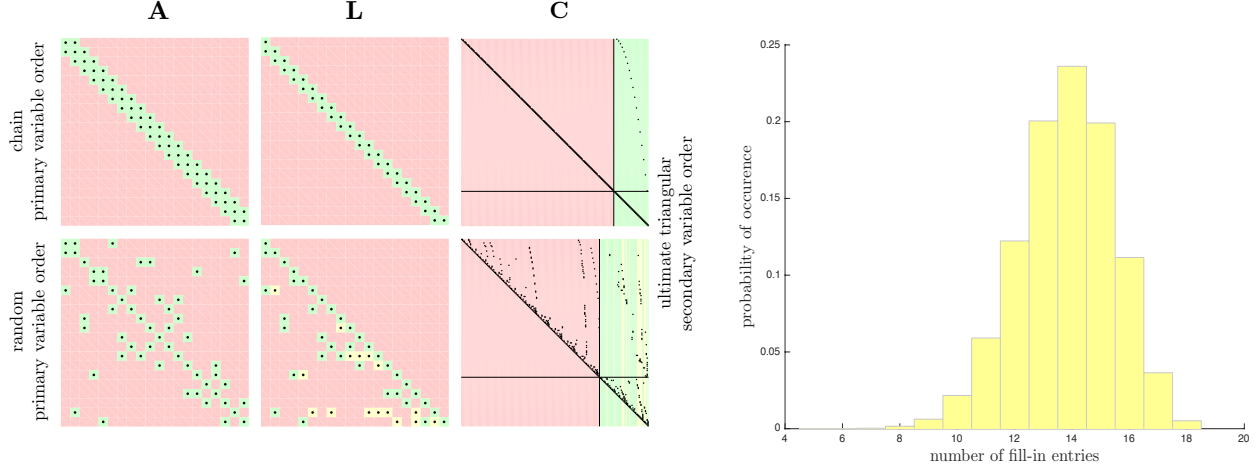


Figure 4: Even with a factor graph that is a simple chain, it is possible to have fill-in occur in the triangular factor, \mathbf{L} . In this example of 20 variables in a chain, the chain primary variable order has no fill-in while a random variable order does have fill-in (16 yellow entries in this case) and therefore requires solving for more entries of the inverse of \mathbf{A} in the secondary problem. The histogram shows the empirical probability of number of fill-in entries, where zero corresponds to the chain ordering. We see that a random selection of the primary variable order is highly unlikely to result in zero fill-in but also to result in complete fill-in, which would be 181 entries in this case.

for all the entries in \mathcal{L} , or in other words the entries of \mathbf{A}^{-1} corresponding to the nonzero entries of \mathbf{L} (and hence \mathbf{A}). We can also continue to back substitute for additional entries of the inverse as desired.

We will later also make use of the matrix $\mathbf{G} = \mathbf{E}(\mathbf{1} \otimes \mathbf{L})\mathbf{D}$, which is lower-triangular for any of our triangular variable orders. Figure 3 provides an example sparsity pattern for \mathbf{G} under both the basic and ultimate triangular variable orders. Similarly to (27), we have the following expression for the entries of \mathbf{G} :

$$G_{ij,kl} = \begin{cases} L_{j\ell} & \text{if } i = k \\ 0 & \text{otherwise} \end{cases} \quad (32)$$

We can state the following theorems relating to \mathbf{G} :

Theorem 4. (Basic Triangular Variable Order II) *Under the variable order, \mathbf{v} , the matrix $\mathbf{G} = \mathbf{E}(\mathbf{1} \otimes \mathbf{L})\mathbf{D}$ is lower triangular.*

Proof. Similar to the proof of Theorem 2. □

Lemma 3. (Triangular Permutations II) *Starting from any variable order, \mathbf{v} , that results in \mathbf{G} lower triangular, we can swap the variables in adjacent positions m and $m + 1$ provided $m = ij \in \mathcal{L}$ and $m + 1 = k\ell \in \tilde{\mathcal{L}}$ to create a new variable order, \mathbf{v}' , that also results in \mathbf{G} lower triangular.*

Proof. This is a direct consequence of Theorem 1. □

Theorem 5. (Ultimate Triangular Variable Order II) *Let \mathbf{v}' be the variable order that starts with the basic order, \mathbf{v} , and applies Lemma 3 until, ultimately, no more swaps are possible. Then using \mathbf{v}' to build the elimination and duplication matrices, the matrix \mathbf{G} is lower triangular.*

Proof. Follows from applying Lemma 3 until no more swaps are possible. □

3.5 Alternate Expression for Triangular Factorization

Our desired triangular factorization of \mathbf{A} is

$$\mathbf{L}\mathbf{S}\mathbf{L}^T = \mathbf{A}, \quad (33)$$

where \mathbf{A} is sparse and known and we need to solve for lower-triangular \mathbf{L} and diagonal \mathbf{S} . Vectorizing both sides we have

$$\text{vec}(\mathbf{L}\mathbf{S}\mathbf{L}^T) = \text{vec}(\mathbf{A}). \quad (34)$$

Applying one of the Kronecker product identities on the left we have

$$(\mathbf{1} \otimes \mathbf{L}) \text{vec}(\mathbf{S}\mathbf{L}^T) = \text{vec}(\mathbf{A}). \quad (35)$$

Premultiplying by the elimination matrix \mathbf{E} we get

$$\mathbf{E}(\mathbf{1} \otimes \mathbf{L}) \text{vec}(\mathbf{S}\mathbf{L}^T) = \mathbf{E}\text{vec}(\mathbf{A}), \quad (36)$$

and then using one of the identities from Appendix B we arrive at

$$\underbrace{\mathbf{E}(\mathbf{1} \otimes \mathbf{L})\mathbf{D}}_{\mathbf{G}} \underbrace{\text{vec}(\mathbf{S}\mathbf{L}^T)}_{\mathbf{v}} = \underbrace{\mathbf{E}\text{vec}(\mathbf{A})}_{\mathbf{h}}, \quad (37)$$

where as stated in Theorem 5 and shown in Figure 3 the matrix \mathbf{G} is lower triangular. Using the ultimate triangular variable order, we can partition our variables into the \mathcal{L} and \mathcal{L} sets such that

$$\begin{bmatrix} \mathbf{G}_{11} & \mathbf{0} \\ \mathbf{G}_{21} & \mathbf{G}_{22} \end{bmatrix} \begin{bmatrix} \mathbf{0} \\ \mathbf{v}_2 \end{bmatrix} = \begin{bmatrix} \mathbf{0} \\ \mathbf{h}_2 \end{bmatrix}, \quad (38)$$

where importantly we have $\mathbf{v}_1 = \mathbf{0}$ and $\mathbf{h}_1 = \mathbf{0}$; this is because the chosen secondary variable order deliberately puts all of the nonzero elements of $\mathbf{S}\mathbf{L}^T$ (and the upper-half of \mathbf{A}) into the second partition leaving the first partition full of zeros. From this, we see that we only need to solve

$$\mathbf{G}_{22}\mathbf{v}_2 = \mathbf{h}_2, \quad (39)$$

for \mathbf{v}_2 , which will contain all the nonzero entries of $\mathbf{S}\mathbf{L}^T$; this can be done by backward substitution since \mathbf{G}_{22} is lower triangular. We can therefore reconstitute $\mathbf{S}\mathbf{L}^T$ from \mathbf{v}_2 and then $\mathbf{S} = \text{diag}(\mathbf{S}\mathbf{L}^T)$ and $\mathbf{L} = (\mathbf{S}\mathbf{L}^T)^T\mathbf{S}^{-1}$. However, we note that \mathbf{G}_2 also depends on \mathbf{L} , which means as we solve from top to bottom we need to be substituting in the latest entry of \mathbf{L} to \mathbf{v}_2 . We start with initial guesses $\mathbf{L} = \mathbf{1}$ and $\mathbf{S} = \text{diag}(\mathbf{A})$. We will later exploit this formulation of the triangular factorization to turn it into an iterative scheme wherein we build \mathbf{G}_{22} from the previous \mathbf{L} , solve for \mathbf{v}_2 and hence the next \mathbf{S} and next \mathbf{L} , and repeat until converged; this is guaranteed to converge since the original forward substitution occurs in the process.

3.6 Trees vs. Loops

It is well known that inference for factor graphs with loops can be harder than inference for factor graphs without loops (i.e., trees). The reason is that for trees, it is always possible to find a primary variable order for which there is no fill-in in the resulting triangular factors. However, it is not true that all primary variable orders result in no fill-in even when the graph is a tree or even a chain. Figure 4 shows what happens for two different primary variable orders, chain and random, for a simple chain of variables. A good heuristic to order the primary variables, even in the case of a loopy graph, is to select a spanning tree for the factor graph and order the variables by a search along this graph. Our global solution will find the correct solution even if the underlying factor graph has loops, at the expense of some overhead calculations arising from the fill-in of \mathbf{L} for the chosen primary variable order.

3.7 Summary

Summarizing the global solution to Problem 1, we do the following:

$$\underbrace{\mathbf{E}(\mathbf{1} \otimes \mathbf{L})\mathbf{D}}_{\mathbf{G}} \mathbf{v} = \underbrace{\mathbf{E}\text{vec}(\mathbf{A})}_{\mathbf{h}} \quad (\text{solve for } \mathbf{v}_2 \text{ by sparse forward substitution}) \quad (40a)$$

$$\mathbf{L}\mathbf{S}\mathbf{w} = \mathbf{b}, \quad (\text{solve for } \mathbf{w} \text{ by sparse forward substitution}) \quad (40b)$$

$$\mathbf{L}^T\mathbf{x} = \mathbf{w}, \quad (\text{solve for } \mathbf{x} \text{ by sparse backward substitution}) \quad (40c)$$

$$\underbrace{\mathbf{E}(\mathbf{1} \otimes \mathbf{L}^T)\mathbf{D}}_{\mathbf{C}} \mathbf{y} = \underbrace{\mathbf{E}\text{vec}(\mathbf{S}^{-1})}_{\mathbf{d}}, \quad (\text{solve for } \mathbf{y}_2 \text{ by sparse backward substitution}) \quad (40d)$$

where we assume the ultimate triangular (secondary) variable order for \mathbf{v} (so that \mathbf{v}_2 contains the entries of \mathbf{L} and \mathbf{S}) and \mathbf{y} (so that \mathbf{y}_2 contains the desired entries of \mathbf{A}^{-1}). We note that all four of these linear systems have a left-hand side coefficient matrix that is triangular; the first two are upper triangular and can be solved using sparse forward substitution while the last two are lower triangular and can be solved by sparse backward substitution. At implementation, we would need to use a sparse matrix library to minimize storage and compute.

4 Local Solution

We use this section to show how we can turn the global solution of the previous section into a local message-passing scheme that solves both the primary and secondary systems with guaranteed convergence. We begin by showing how to solve each of the systems in (40) in an iterative manner (with provable convergence) and then show how to deploy the iterative scheme using local message passing amongst a group of N agents performing their calculations in parallel.

4.1 Triangular Factorization

A critical step is our ability to carry out the triangular factorization of \mathbf{A} in a decentralized manner. We will build on the results of Section 3.5 above. Our goal is to solve

$$\mathbf{G}_{22}\mathbf{v}_2 = \mathbf{h}_2, \quad (41)$$

for \mathbf{v}_2 using only local message passing. Consider the ij row of this system:

$$\sum_{k\ell} G_{ij,k\ell} v_{k\ell} = h_{ij}. \quad (42)$$

We know that \mathbf{G}_{22} is lower triangular so we can restrict the summation:

$$\sum_{k\ell \leq ij} G_{ij,k\ell} v_{k\ell} = h_{ij}. \quad (43)$$

We can then break the summation into two parts:

$$G_{ij,ij} v_{ij} + \sum_{k\ell < ij} G_{ij,k\ell} v_{k\ell} = h_{ij}. \quad (44)$$

Then using (32) we have

$$\underbrace{L_{jj}}_1 v_{ij} + \sum_{\ell < j} L_{j\ell} v_{i\ell} = \underbrace{h_{ij}}_{A_{ij}}. \quad (45)$$

Isolating for v_{ij} we have

$$v_{ij} = A_{ij} - \sum_{\ell < j} L_{j\ell} v_{i\ell}. \quad (46)$$

It is not too difficult to show that

$$v_{ij} = L_{ij} S_{jj}, \quad (47)$$

using the definition of \mathbf{v} . Substituting this we have

$$L_{ij} S_{jj} = A_{ij} - \sum_{\ell < j} L_{j\ell} L_{i\ell} S_{\ell\ell}. \quad (48)$$

We can break this into two parts:

$$S_{ii} = A_{ii} - \sum_{\ell < i} L_{i\ell}^2 S_{\ell\ell}, \quad (49a)$$

$$L_{ij} = (A_{ij} - \sum_{\ell < j} L_{j\ell} L_{i\ell} S_{\ell\ell}) / S_{jj} \quad \text{with } i > j, \quad (49b)$$

where we make use of the fact that $L_{ii} = 1$. We can use these as an iterative update for calculating all the required entries of \mathbf{S} and \mathbf{L} in a sparse way.

4.2 Primary System

Now that we have the triangular factorization, we can easily solve the primary system using the usual forward and backward substitution, but we can do this in an iterative way as well. To solve $\mathbf{L}\mathbf{S}\mathbf{w} = \mathbf{b}$ we can consider row i :

$$\sum_j L_{ij} S_{jj} w_j = b_i. \quad (50)$$

Due to the structure of $\mathbf{L}\mathbf{S}$ we can equivalently write this as

$$\underbrace{L_{ii}}_1 S_{ii} w_i + \sum_{j < i} L_{ij} S_{jj} w_j = b_i, \quad (51)$$

and then isolating for w_i we have

$$w_i = (b_i - \sum_{j < i} L_{ij} S_{jj} w_j) / S_{ii}. \quad (52)$$

We can use this as an iterative scheme, initialized with $w_i = b_i$.

To solve $\mathbf{L}^T \mathbf{x} = \mathbf{w}$ we can again consider row i :

$$\sum_j L_{ji} x_j = w_i. \quad (53)$$

Due to the structure of \mathbf{L}^T we can equivalently write this as

$$\underbrace{L_{ii}}_1 x_i + \sum_{j > i} L_{ji} x_j = w_i, \quad (54)$$

and then isolating for w_i we have

$$x_i = w_i - \sum_{j > i} L_{ji} x_j. \quad (55)$$

We can use this as an iterative scheme, initialized with $x_i = b_i$.

4.3 Secondary System

The last step is to solve $\mathbf{C}_{22} \mathbf{y}_2 = \mathbf{d}_2$ for the desired entries of the inverse of \mathbf{A} stored in \mathbf{y}_2 . We again consider row ij of this system of equations:

$$\sum_{k\ell} C_{ij,k\ell} y_{k\ell} = d_{ij}. \quad (56)$$

We know that \mathbf{C}_{22} is upper triangular so we can restrict the summation:

$$\sum_{k\ell \geq ij} C_{ij,k\ell} y_{k\ell} = d_{ij}. \quad (57)$$

Since we are using the ultimate triangular variable order, to have $k\ell \geq ij$ we must have (i) $i < k$ or (ii) $i = k$ and $j \leq \ell$. The nature of the indices is also such that $j \leq i$ and $\ell \leq k$. Then using (27) and (29) we can write

$$\sum_{i \geq \ell \geq j} L_{\ell j} y_{i\ell} + \sum_{k > i} L_{kj} y_{ki} = S_{jj}^{-1} \delta_{ij}. \quad (58)$$

The first term comes from $i = k$ so then $j \leq \ell \leq k = i$. The second term comes from $i = \ell$ so then $j \leq i = \ell < k$. Breaking the first summation into two parts we have

$$\underbrace{L_{jj}}_1 y_{ij} + \sum_{i \geq \ell > j} L_{\ell j} y_{i\ell} + \sum_{k > i} L_{kj} y_{ki} = S_{jj}^{-1} \delta_{ij}, \quad (59)$$

and then isolating for y_{ij} we arrive at

$$y_{ij} = S_{jj}^{-1} \delta_{ij} - \sum_{i \geq \ell > j} L_{\ell j} y_{i\ell} - \sum_{k > i} L_{kj} y_{ki}, \quad \text{with } i \geq j. \quad (60)$$

We can use this as an iterative update for calculating all the entries of \mathbf{y}_2 .

4.4 Summary and Convergence

At the single-entry level we can carry out the following iterative updates (synchronously or asynchronously) to solve both the primary and secondary systems:

$$S_{ii} \leftarrow A_{ii} - \sum_{\ell < i} L_{i\ell}^2 S_{\ell\ell}, \quad (61a)$$

$$L_{ij} \leftarrow (A_{ij} - \sum_{\ell < j} L_{j\ell} L_{i\ell} S_{\ell\ell}) / S_{jj}, \quad \text{with } i > j \text{ and } ij \in \mathcal{L}, \quad (61b)$$

$$w_i \leftarrow (b_i - \sum_{j < i} L_{ij} S_{jj} w_j) / S_{ii}, \quad (61c)$$

$$x_i \leftarrow w_i - \sum_{j > i} L_{ji} x_j, \quad (61d)$$

$$y_{ij} \leftarrow S_{jj}^{-1} \delta_{ij} - \sum_{i \geq \ell > j} L_{\ell j} y_{i\ell} - \sum_{k > i} L_{kj} y_{ki}, \quad \text{with } i \geq j \text{ and } ij \in \mathcal{L}. \quad (61e)$$

Using these local updates, we can make the following statement:

Theorem 6. *The local update scheme of (61) converges to the unique solution of both the primary and secondary problems. In the case of synchronous updates (all variables updated simultaneously), the scheme is guaranteed to converge in $2(|\mathcal{L}| + N)$ iterations where $N \leq |\mathcal{L}| \leq N(N + 1)/2$.*

Proof. The theorem follows directly from the fact that (61) is exactly solving (40) using forward and backward substitutions. We have previously gone to great lengths to show that all the systems in (40) have either upper- or lower-triangular coefficient matrices. While our iterative scheme is doing extra calculations, in the background it is also solving the global systems through forward and backward substitutions. For example, in the case of solving for \mathbf{S} and \mathbf{L} , after one update of S_{11} , it will be fixed and will no longer change. After a subsequent update of L_{21} it will be fixed and no longer change, then after a subsequent update of S_{22} it will be fixed and will no longer change, and so on. The \mathbf{S} , \mathbf{L} , and \mathbf{w} quantities all get incrementally locked in through a forward substitution, after which \mathbf{x} and \mathbf{y} get locked in through backward substitution. As long as every variable gets updated infinitely often (even asynchronously in random order) we can guarantee convergence (at least probabilistically). In the case of synchronous updates, the \mathbf{S} and \mathbf{L} quantities will be locked in after $|\mathcal{L}|$ iterations, the \mathbf{w} quantities after N subsequent iterations (or sooner since happening in parallel with \mathbf{S} and \mathbf{L}), the \mathbf{y} quantities after $|\mathcal{L}|$ more iterations, and the \mathbf{x} quantities after N more iterations (or sooner since happening in parallel with \mathbf{y}). We can thus claim that the overall synchronous algorithm will converge in $2(|\mathcal{L}| + N)$ iterations; in practice the number will be lower as \mathbf{w} does not have to wait for \mathbf{S} and \mathbf{L} to converge and \mathbf{x} does not have to wait for \mathbf{y} to converge. \square

Having a guarantee that our local updates in (61) converge to the global solution is quite advantageous in the case that parallel calculations can be performed. The proof discusses how the global triangular systems are being solved ‘in the background’ through forward/backward substitutions even if the local agents perform their updates in any order. This comes at the cost of performing many ‘rough-draft’ calculations that eventually get overwritten by the final answer as variables lock in their values. In practice, these rough drafts may actually be quite close to the final answers and usable by consumers of the solutions. As such, the next section details how to implement the updates as a local message-passing scheme.

4.5 Parallel Calculation Using Message-Passing Agents

To understand how we can turn (61) into a local message-passing scheme, it is instructive to consider the toy example in Figure 5. In the rounded rectangles, we assemble N groups of variables; we can think of these as individual agents that carry out their own computations in parallel while exchanging the messages shown along communication channels. The example shows that the only communication channels needed are the ones between agents that are connected directly by a factor in the factor graph plus some extra channels that derive from the ‘four corners of a box’ rule discussed earlier. Appendix C provides the detailed updates each agent must undertake. Figure 6 shows the convergence of the errors in \mathbf{S} , \mathbf{L} , \mathbf{x} , and \mathbf{A}^{-1} (desired entries only) for this example. Notably, by about 20 iterations both the primary and secondary problem errors converge to machine zero. However, even after a smaller number of iterations the errors are still quite small and hence the quantities could be used by consumers in their rough-draft state.

From the example, we can now try to generalize. There are four issues that must be overcome to claim that we have a truly local scheme:

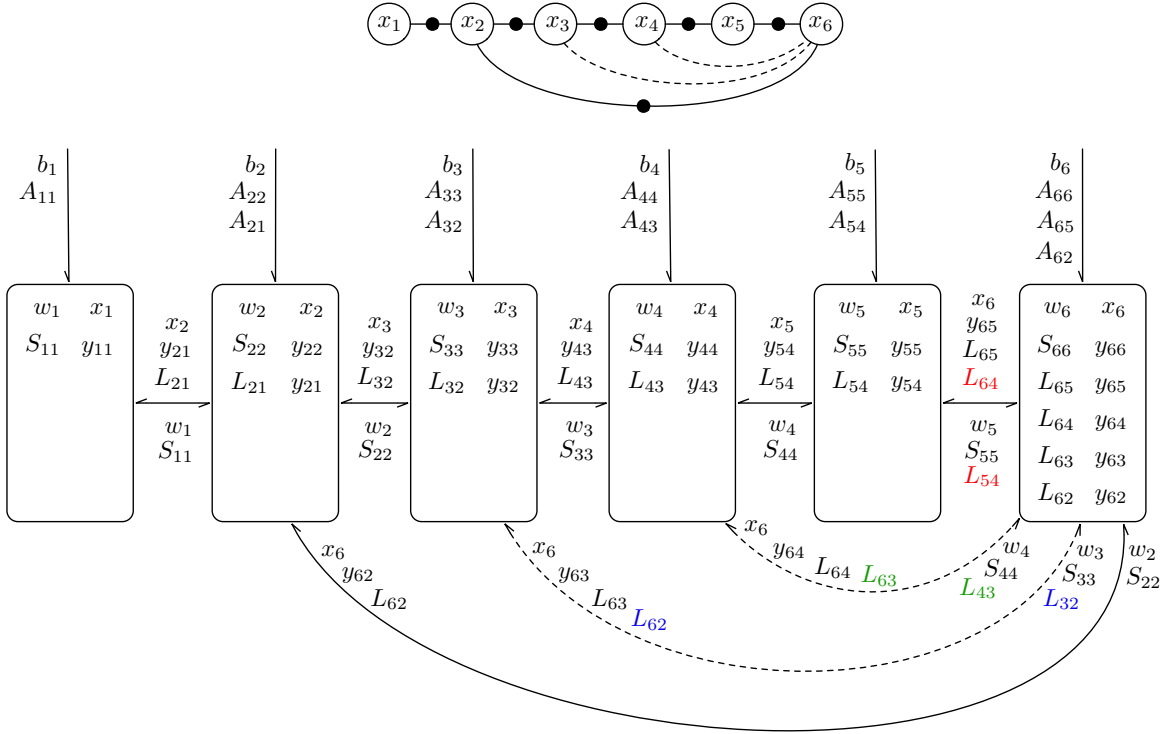


Figure 5: Example loopy factor graph showing 6 variables and the local message-passing scheme from (61) that can be used to exactly solve both the primary and secondary problems. Rounded rectangles are ‘agents’ that look after the variables stored inside them. Messages are exchanged along communication channels (solid channels derive from shared factors; dashed from extra channels based on the ‘four corners of a box’ rule). The messages in black are ‘standard’ messages that follow a simple pattern based on whether the communication is to the left or right. The additional red, green, and blue messages come in pairs; the pattern for their construction is if agents i and j are both in direct contact with agent k to their lefts, these extra messages are exchanged.

1. establishing agent order
2. communication graph discovery
3. calculation and storage responsibilities
4. message-exchange handshaking

We will discuss a solution to each of these issues in turn.

4.5.1 Establishing Agent Order

We will see that all of these steps require establishing an *order* to the agents, which amounts to choosing the primary variable order in the global system. We can think of this as a symmetry-breaking mechanism that allows the agents to decide how to handle loops in the factor graph. There are a few options to do this:

1. we could use an oracle to make the selection
2. we could use an external signal such as a clock to order agents based on the time they join the collective
3. we could try to avoid all external influence and negotiate the order locally; for example, each agent could self-generate a large random integer (collisions could only be guaranteed probabilistically)

In all cases, we assume the result of establishing the order is that all agents possess a unique integer, i . The resulting order may not be the optimal one in terms of minimizing fill-in of the underlying \mathbf{L} matrix, but as shown in the example of Figure 4, even a random order is highly unlikely to result in catastrophic fill-in. Without loss of generality, we can assume the assigned integers are $1 \dots N$ since we will only require agents to compare their integers with other agents to determine their actions.

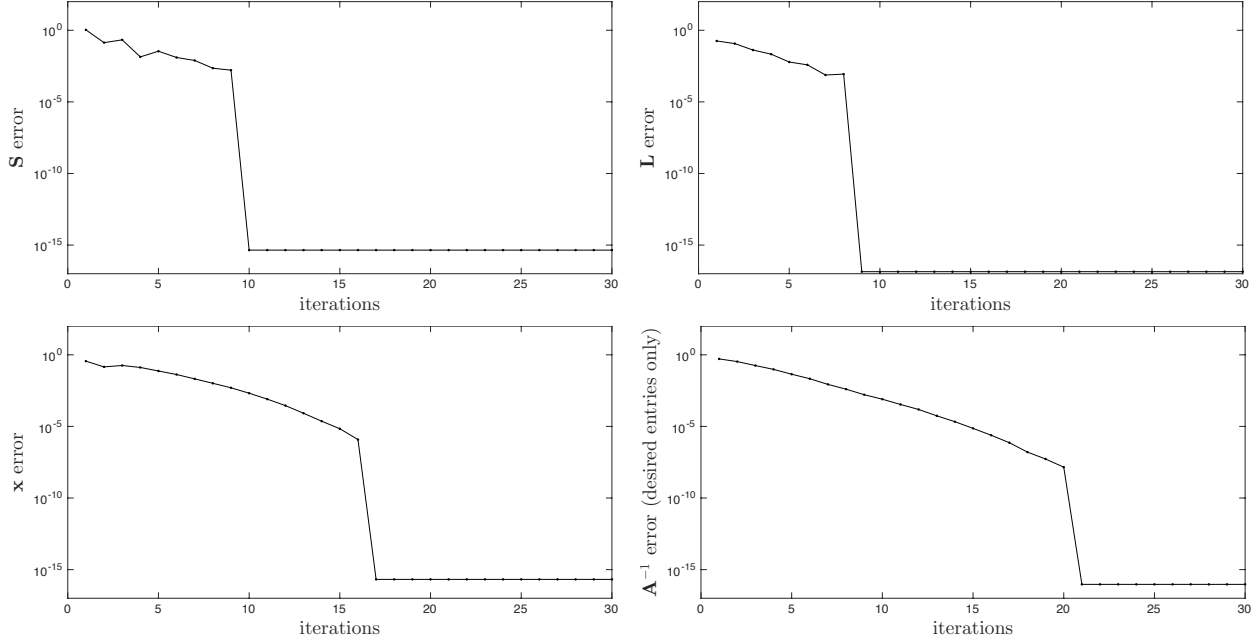


Figure 6: Convergence of the norm of the errors of \mathbf{S} , \mathbf{L} , \mathbf{x} , and \mathbf{A}^{-1} (desired entries only) for the example in Figure 5 using the local message passing scheme from (61). We see that all quantities converge to machine zero by about 20 iterations. The sharp dropoffs in errors correspond to the forward or backward pass completing for that quantity. However, even before this point the errors are reasonably small and could be usable by consumers of the solutions.

4.5.2 Communication Graph Discovery

The communication graph (i.e., the local message-passing links between agents) can be constructed using two simple rules:

1. if agents i and j are both involved in the same factor in the factor graph, then a communication link between agents i and j is established
2. if agent i is in communication with both agents $j > i$ and $k > i$, then agent i tells agents j and k to establish a link

These rules must be applied recursively and result in a communication graph that corresponds to the fill-in pattern of \mathbf{L} since the second rule is the same as idea as the ‘four corners of a box’ concept discussed in Lemma 1.

4.5.3 Calculation and Storage Responsibilities

Each agent i needs to determine for which variables it has responsibility to store and calculate. Each agent i can do this locally using the following two rules:

1. agent i takes responsible for S_{ii} , w_i , x_i , and y_{ii}
2. if agent i is in communication with agent $j < i$, then agent i takes responsibility for L_{ij} , y_{ij}

Once the communication graph is established, this scheme fully assigns responsibility for every variable in \mathbf{S} , \mathbf{L} , \mathbf{w} , \mathbf{x} , and \mathbf{y} to only one agent.

4.5.4 Message-Exchange Handshaking

The goal of message-exchange handshaking is to establish which messages are to be exchanged along each communication link. These can also be determined locally by agent i using the following rules:

1. if agent i is in communication with agent $j > i$, then agent i pushes S_{ii} and w_i to agent j
2. if agent i is in communication with agent $j < i$, then agent i pushes L_{ij} , y_{ij} , and x_i to agent j

3. if agent i is in communication with agent $j < i$ and $k < j$, then agent i pushes L_{ik} to agent j and pulls L_{jk} from agent j

These rules ensure each agent has access to all the required quantities to perform the updates of the variables for which it is responsible.

Given these simple rules, a communication graph can be established, responsibilities for storage and calculation assigned, and message protocols established in a completely local manner while also ensuring both the primary and secondary problems are solved exactly.

5 Related Work

Our analysis of the result of Takahashi et al. (1973) is new but the end result is mostly the same. The use of elimination and duplication matrices was motivated by the work of Magnus and Neudecker (2019), who have been exploring their uses since the late 1970s (Magnus et al., 1979; Magnus and Neudecker, 1980); they have also used these tools to represent the upper- or lower-half of a covariance or inverse covariance matrix. To the best of our knowledge, the result of Takahashi et al. has not been presented using Kronecker algebra and these tools, although the fit seems quite natural. One key aspect our presentation affords is that once the linear system in (31) is built, the upper-triangular nature of the \mathbf{C}_{22} matrix provides a clear order for the calculation of the desired entries of \mathbf{A}^{-1} through backward substitution. Casting the triangular factorization into the same Kronecker form is also quite useful as it cleanly leads to the iterative scheme that enables the local message-passing solution.

Within robotics and computer vision, Triggs et al. (2000, App. B.4) and Kaess and Dellaert (2009) discuss methods to calculate specific blocks of the covariance matrix efficiently from the inverse covariance for computer vision and robotics applications, but do not discuss doing so for the complete set of covariance blocks corresponding to the non-zero blocks of the inverse covariance matrix. Mahon et al. (2008) appear to be the first to use the Takahashi et al. approach to extract covariance information in robotics for a visual Simultaneous Localization and Mapping (SLAM) problem. Barfoot et al. (2020) later show how to use the Takahashi et al. result within an iterative variational inference framework, as mentioned in the introduction of the current paper. None of these works looks at how a local message-passing scheme could be used to solve both the primary and secondary problems.

Belief propagation (also known as sum-product message passing) was introduced by Pearl (1988) to perform inference on graphical models; Koller and Friedman (2009) provides a more recent exposition. Gaussian Belief Propagation (GaBP) restricts the beliefs involved to Gaussians and is the common alternative to the message-passing scheme we discuss in this paper. Davison and Ortiz (2019) recently proposed the use of GaBP to solve large-scale localization and mapping problems in a decentralized manner, renewing interest in the method. Belief propagation is known to converge to the correct global solution to the inference problem when the graphical model is a tree; however, *loopy belief propagation* may or may not converge and various sufficient conditions have been established for convergence. Weiss and Freeman (2000) provide the starting point by showing that GaBP will converge (mean only not covariance) under the condition that \mathbf{A} is diagonally dominant. To our knowledge, no condition has been derived for GaBP to ensure the covariance quantities will converge to the global solution in the case of a loopy graph. Some of the analyses of GaBP look to view the method as an iterative solver for a linear system of equations (e.g., Jacobi’s algorithm), a connection first pointed out by Weiss and Freeman (2000). However, as there have been approximations made, GaBP cannot be shown in general to be solving the primary (and secondary) linear systems discussed in this paper. Our paper in a sense follows this connection in the opposite direction by starting with the known result of Takahashi et al. (1973) and then showing what it would take to implement this as a local message-passing scheme. While we can guarantee convergence in both the mean and covariance quantities, this comes at the cost of additional communication links, memory, and computation compared to GaBP. There have been other attempts to augment GaBP to ensure convergence (Plarre and Kumar, 2004; Du et al., 2017; Marelli et al., 2020) as well as discussion of general convergent message-passing algorithms (Hazan and Shashua, 2012; Meltzer et al., 2012; Thomas and Slock, 2019); however, the connection is not made to Takahashi et al.’s classic result for the Gaussian case. Bickson (2009) provides a good overview of GaBP and discusses how it can be used as a standard linear algebra solver (Shental et al., 2008).

More generally, *selected inversion* considers solving for specific entries of \mathbf{A}^{-1} even when it is not a covariance matrix, although then some of the structure of the problem no longer applies. Rouet (2009) and more recently Verbosio (2019) provide nice overviews of different methods used to solve this problem. Jacquelin et al. (2018) provides a method that parallelizes the left-looking selected inversion algorithm on a shared memory system. Campbell and Davis (1995) combine the Takahashi et al. result with multifrontal methods to solve the selected inversion problem in a serial manner very efficiently. Lin et al. (2011) also seek to exploit Takahashi et al. to rapidly invert sparse matrices using a relative index array in an algorithm called *SelInv*. Sidén et al. (2018) discuss a fast Rao-Blackwellized Monte Carlo

sampling-based method to find approximations to the covariance matrix when its inverse is sparse. Betancourt and Alvarado (1986) extend the classic Takahashi et al. result by showing how to compute the full inverse in the same amount of time as the sparse inverse through the use of parallel operations.

6 Conclusion and Future Work

We have provided motivation for and a clear statement of the FLAPOGI problem, which is of course not new. This problem is important in Gaussian estimation even when the full Bayesian posterior is not Gaussian (e.g., in the Exactly Sparse Gaussian Variational Inference (ESGVI) framework). Our novel contributions are twofold. First, we provide a novel presentation of the Takahashi et al. (1973) solution to the problem. Second, we work out the details necessary to implement the method using a purely local message-passing scheme between a collection of agents computing in parallel. The result is that we can guarantee convergence on both the primary (mean) and secondary (covariance) problems, even in the presence of loops in the associated factor graph, in a finite number of iterations for synchronous updates.

There are several avenues that could be explored in future work. Foremost, we would like to implement the proposed local message-passing scheme on a large real-world inference problem to evaluate its performance; here our aim was merely to lay the foundation. Also, we avoided discussion of how to best select the primary variable order, which influences the amount of fill-in in the global matrices and the local message-passing communication graph; we believe it may be possible to combine the result of Takahashi et al. (1973) with the modern solvers used for inference in robotics and computer vision (Kaess et al., 2008, 2011) to this aim. It would also be interesting to look more deeply at the connection to Gaussian belief propagation; the methods perform the same on a tree graph, but what approximations are needed in the loopy case for our message-passing scheme to be similar/equivalent to GaBP (e.g., perhaps we simply need to delete the extra communication channels our method requires)? We hope the ideas presented herein provide a starting point for further investigation.

References

- Amari, S.-I., “Natural gradient works efficiently in learning,” *Neural computation*, 10(2):251–276, 1998.
- Amari, S.-I., *Information Geometry and Its Applications*, Springer, Japan, 2016.
- Barfoot, T. D., “Multivariate Gaussian Variational Inference by Natural Gradient Descent,” Technical report, Autonomous Space Robotics Lab, University of Toronto, 2020, arXiv:2001.10025 [stat.ML].
- Barfoot, T. D. and D’Eleuterio, G. M. T., “Variational Inference as Iterative Projection in a Bayesian Hilbert Space,” 2020, submitted to the *Annals of Mathematics and Artificial Intelligence* on May 14, 2020. Manuscript # AMAI-D-20-00096. (arXiv:2005.07275 [cs.LG]).
- Barfoot, T. D., Forbes, J. R., and Yoon, D. J., “Exactly Sparse Gaussian Variational Inference with Application to Derivative-Free Batch Nonlinear State Estimation,” *International Journal of Robotics Research (IJRR)*, 2020, (arXiv:1911.08333 [cs.RO]).
- Betancourt, R. and Alvarado, F. L., “Parallel Inversion of Sparse Matrices.” *IEEE transactions on power systems*, 1(1):74–81, 1986.
- Bickson, D., *Gaussian Belief Propagation: Theory and Application*, Ph.D. thesis, Hebrew University of Jerusalem, 2009.
- Bishop, C. M., *Pattern Recognition and Machine Learning*, Springer, 2006.
- Brown, D. C., “A Solution to the General Problem of Multiple Station Analytical Stereotriangulation,” RCA-MTP Data Reduction Technical Report No. 43 (or AFMTC TR 58-8), Patrick Airforce Base, Florida, 1958.
- Campbell, Y. E. and Davis, T. A., “Computing the sparse inverse subset: an inverse multifrontal approach,” *University of Florida, Technical Report TR-95-021*, 1995.
- Davison, A. J. and Ortiz, J., “FutureMapping 2: Gaussian Belief Propagation for Spatial AI,” 2019.
- Du, J., Ma, S., Wu, Y.-C., Kar, S., and Moura, J. M., “Convergence analysis of distributed inference with vector-valued Gaussian belief propagation,” *The Journal of Machine Learning Research*, 18(1):6302–6339, 2017.
- Durrant-Whyte, H. and Bailey, T., “Simultaneous Localisation and Mapping (SLAM): Part I The Essential Algorithms,” *IEEE Robotics and Automation Magazine*, 11(3):99–110, 2006.
- Erismann, A. M. and Tinney, W. F., “On Computing Certain Elements of the Inverse of a Sparse Matrix,” *Communications of the ACM*, 18(3):177–179, 1975.

- Hazan, T. and Shashua, A., “Convergent message-passing algorithms for inference over general graphs with convex free energies,” *arXiv preprint arXiv:1206.3262*, 2012.
- Jacquelin, M., Lin, L., Jia, W., Zhao, Y., and Yang, C., “A left-looking selected inversion algorithm and task parallelism on shared memory systems,” in *Proceedings of the International Conference on High Performance Computing in Asia-Pacific Region*, pages 54–63, 2018.
- Jordan, M. I., Ghahramani, Z., Jaakkola, T., and Saul, L. K., “An Introduction to Variational Methods for Graphical Models,” *Machine Learning*, 37:183–233, 1999.
- Kaess, M. and Dellaert, F., “Covariance recovery from a square root information matrix for data association,” *Robotics and autonomous systems*, 57(12):1198–1210, 2009.
- Kaess, M., Johannsson, H., Roberts, R., Ila, V., Leonard, J., and Dellaert, F., “iSAM2: Incremental smoothing and mapping with fluid relinearization and incremental variable reordering,” in *2011 IEEE International Conference on Robotics and Automation*, pages 3281–3288, 2011.
- Kaess, M., Ranganathan, A., and Dellaert, F., “iSAM: Incremental smoothing and mapping,” *IEEE Transactions on Robotics*, 24(6):1365–1378, 2008.
- Koller, D. and Friedman, N., *Probabilistic Graphical Models: Principles and Techniques*, MIT Press, 2009.
- Kullback, S. and Leibler, R. A., “On information and sufficiency,” *The annals of mathematical statistics*, 22(1):79–86, 1951.
- Lin, L., Yang, C., Meza, J. C., Lu, J., Ying, L., and E, W., “SelInv—An Algorithm for Selected Inversion of a Sparse Symmetric Matrix,” *ACM Transactions on Mathematical Software (TOMS)*, 37(4):1–19, 2011.
- Magnus, J. R. and Neudecker, H., “The elimination matrix: some lemmas and applications,” *SIAM Journal on Algebraic Discrete Methods*, 1(4):422–449, 1980.
- Magnus, J. R. and Neudecker, H., *Matrix differential calculus with applications in statistics and econometrics*, John Wiley & Sons, 2019.
- Magnus, J. R., Neudecker, H., et al., “The commutation matrix: some properties and applications,” *The Annals of Statistics*, 7(2):381–394, 1979.
- Mahon, I., Williams, S. B., Pizarro, O., and Johnson-Roberson, M., “Efficient view-based SLAM using visual loop closures,” *IEEE Transactions on Robotics*, 24(5):1002–1014, 2008.
- Marelli, D., Sui, T., Fu, M., and Sun, X., “Convergence and Accuracy Analysis for A Distributed Static State Estimator based on Gaussian Belief Propagation,” *arXiv preprint arXiv:2004.01969*, 2020.
- Meltzer, T., Globerson, A., and Weiss, Y., “Convergent message passing algorithms—a unifying view,” *arXiv preprint arXiv:1205.2625*, 2012.
- Opper, M. and Archambeau, C., “The variational Gaussian approximation revisited,” *Neural computation*, 21(3):786–792, 2009.
- Pearle, J., “Probabilistic reasoning in intelligent systems,” 1988.
- Plarre, K. H. and Kumar, P., “Extended message passing algorithm for inference in loopy Gaussian graphical models,” *Ad Hoc Networks*, 2(2):153–169, 2004.
- Rouet, F. H., “Partial computation of the inverse of a large sparse matrix—application to astrophysics,” Technical report, INP-ENSEEIH/IRIT, <http://rouet.perso.enseeiht.fr/report.pdf>, 2009.
- Shental, O., Siegel, P. H., Wolf, J. K., Bickson, D., and Dolev, D., “Gaussian belief propagation solver for systems of linear equations,” in *2008 IEEE International Symposium on Information Theory*, pages 1863–1867, IEEE, 2008.
- Sidén, P., Lindgren, F., Bolin, D., and Villani, M., “Efficient covariance approximations for large sparse precision matrices,” *Journal of Computational and Graphical Statistics*, 27(4):898–909, 2018.
- Takahashi, K., Fagan, J., and Chen, M.-S., “A Sparse Bus Impedance Matrix and its Application to Short Circuit Study,” in *Proceedings of the PICA Conference*, 1973.
- Thomas, C. K. and Slock, D., “Convergence Analysis of Sparse Bayesian Learning Under Approximate Inference Techniques,” in *2019 53rd Asilomar Conference on Signals, Systems, and Computers*, pages 764–768, IEEE, 2019.
- Triggs, W., McLauchlan, P., Hartley, R., and Fitzgibbon, A., “Bundle Adjustment: A Modern Synthesis,” in W. Triggs, A. Zisserman, and R. Szeliski, editors, *Vision Algorithms: Theory and Practice*, LNCS, pages 298–375, Springer Verlag, 2000.
- Verbosio, F., *High performance selected inversion methods for sparse matrices*, Ph.D. thesis, Università della Svizzera italiana, 2019.

Weiss, Y. and Freeman, W. T., “Correctness of belief propagation in Gaussian graphical models of arbitrary topology,” in *Advances in neural information processing systems*, pages 673–679, 2000.

Yannakakis, M., “Computing the minimum fill-in is NP-complete,” *SIAM Journal on Algebraic Discrete Methods*, 2(1):77–79, 1981.

A Kronecker Product and Vectorization

There are several identities of which we make use involving the *Kronecker product* \otimes and the *vectorization operator* $\text{vec}(\cdot)$ that stacks the columns of a matrix:

$$\begin{aligned}
 \text{vec}(\mathbf{a}) &\equiv \mathbf{a} \\
 \text{vec}(\mathbf{a}\mathbf{b}^T) &\equiv \mathbf{b} \otimes \mathbf{a} \\
 \text{vec}(\mathbf{A}\mathbf{B}\mathbf{C}) &\equiv (\mathbf{C}^T \otimes \mathbf{A}) \text{vec}(\mathbf{B}) \\
 \text{vec}(\mathbf{A})^T \text{vec}(\mathbf{B}) &\equiv \text{tr}(\mathbf{A}^T \mathbf{B}) \\
 (\mathbf{A} \otimes \mathbf{B})(\mathbf{C} \otimes \mathbf{D}) &\equiv (\mathbf{A}\mathbf{C}) \otimes (\mathbf{B}\mathbf{D}) \\
 (\mathbf{A} \otimes \mathbf{B})^{-1} &\equiv \mathbf{A}^{-1} \otimes \mathbf{B}^{-1} \\
 (\mathbf{A} \otimes \mathbf{B})^T &\equiv \mathbf{A}^T \otimes \mathbf{B}^T \\
 |\mathbf{A} \otimes \mathbf{B}| &\equiv |\mathbf{A}|^M |\mathbf{B}|^N \quad (\mathbf{A} \text{ is } N \times N, \mathbf{B} \text{ is } M \times M) \\
 \text{tr}(\mathbf{A} \otimes \mathbf{B}) &\equiv \text{tr}(\mathbf{A}) \text{tr}(\mathbf{B})
 \end{aligned} \tag{62}$$

It is worth noting that \otimes and $\text{vec}(\cdot)$ are linear operators.

B Elimination and Duplication Matrices

To handle symmetric and triangular matrices, we follow Magnus and Neudecker (2019) and define *elimination* and *duplication* matrices as

$$\mathbf{E} = \begin{bmatrix} \vdots \\ \text{vec}(\mathbf{1}_{ji})^T \\ \vdots \end{bmatrix}_{i \geq j}, \quad \mathbf{D} = [\cdots \text{vec}((1 - \delta_{ij})\mathbf{1}_{ij} + \mathbf{1}_{ji}) \cdots]_{i \geq j}, \tag{63}$$

where δ_{ij} is the Kronecker delta and $\mathbf{1}_{ij}$ is an $N \times N$ matrix of zeros except for the ij entry, which is one. The elimination matrix selects only the upper-half entries of a vectorized matrix; it can be used to remove duplicate entries in a vectorized symmetric matrix or to remove the zeros of a vectorized upper-triangular matrix. The duplication matrix can be used to reconstitute a symmetric matrix from its eliminated version. Note, we must pick the same variable order, ij , for \mathbf{E} and \mathbf{D} . Other definitions of elimination matrices are possible but this is the one that is useful in our situation.

For example with $N = 3$ we can set

$$\mathbf{E} = \begin{bmatrix} 1 & 0 & 0 & 0 & 0 & 0 & 0 & 0 & 0 \\ 0 & 0 & 0 & 1 & 0 & 0 & 0 & 0 & 0 \\ 0 & 0 & 0 & 0 & 1 & 0 & 0 & 0 & 0 \\ 0 & 0 & 0 & 0 & 0 & 0 & 1 & 0 & 0 \\ 0 & 0 & 0 & 0 & 0 & 0 & 0 & 1 & 0 \\ 0 & 0 & 0 & 0 & 0 & 0 & 0 & 0 & 1 \end{bmatrix}, \quad \mathbf{D} = \begin{bmatrix} 1 & 0 & 0 & 0 & 0 & 0 \\ 0 & 1 & 0 & 0 & 0 & 0 \\ 0 & 0 & 0 & 1 & 0 & 0 \\ 0 & 1 & 0 & 0 & 0 & 0 \\ 0 & 0 & 1 & 0 & 0 & 0 \\ 0 & 0 & 0 & 0 & 1 & 0 \\ 0 & 0 & 0 & 1 & 0 & 0 \\ 0 & 0 & 0 & 0 & 1 & 0 \\ 0 & 0 & 0 & 0 & 0 & 1 \end{bmatrix}, \tag{64}$$

for a variable order that we refer to as basic triangular.

As mentioned above, the duplication matrix reconstitutes a vectorized symmetric matrix from only its upper-half entries:

$$\mathbf{D}\text{Evec}(\mathbf{S}) = \text{vec}(\mathbf{S}), \tag{65}$$

for a symmetric matrix, \mathbf{S} . It is also always true that

$$\mathbf{E}\mathbf{D} = \mathbf{1}, \tag{66}$$

with $\mathbf{1}$ the identity matrix. Premultiplying a vectorized lower-triangular matrix, \mathbf{L} by the elimination matrix retains only the diagonal entries:

$$\mathbf{Evec}(\mathbf{L}) = \mathbf{Evec}(\text{diag}(\mathbf{L})). \quad (67)$$

For an upper-triangular matrix, \mathbf{U} , we have the helpful expression,

$$\mathbf{E}^T \mathbf{Evec}(\mathbf{U}) = \text{vec}(\mathbf{U}), \quad (68)$$

of which we will make use at times. We also have that

$$\mathbf{E}(\mathbf{1} \otimes \mathbf{L}) \mathbf{D} \mathbf{E} = \mathbf{E}(\mathbf{1} \otimes \mathbf{L}), \quad (69)$$

for a lower-triangular matrix, \mathbf{L} . The following inverse expression also holds:

$$(\mathbf{E}(\mathbf{1} \otimes \mathbf{L}) \mathbf{D})^{-1} = \mathbf{E}(\mathbf{1} \otimes \mathbf{L}^{-1}) \mathbf{D}, \quad (70)$$

where again \mathbf{L} is lower triangular.

C Detailed Updates for Example in Figure 5

Below are the detailed local calculations for the example in Figure 5, broken down by agent:

Agent 1:

$$S_{11} \leftarrow A_{11} \quad (71a)$$

$$w_1 \leftarrow b_1/S_{11} \quad (71b)$$

$$x_1 \leftarrow w_1 - L_{21}x_2 \quad (71c)$$

$$y_{11} \leftarrow 1/S_{11} - L_{21}y_{21} \quad (71d)$$

Agent 2:

$$S_{22} \leftarrow A_{22} - L_{21}^2 S_{11} \quad (72a)$$

$$L_{21} \leftarrow A_{21}/S_{11} \quad (72b)$$

$$w_2 \leftarrow (b_2 - L_{21}S_{11}w_1)/S_{22} \quad (72c)$$

$$x_2 \leftarrow w_2 - L_{32}x_3 - L_{62}x_6 \quad (72d)$$

$$y_{22} \leftarrow 1/S_{22} - L_{32}y_{32} - L_{62}y_{62} \quad (72e)$$

$$y_{21} \leftarrow -L_{21}y_{22} \quad (72f)$$

Agent 3:

$$S_{33} \leftarrow A_{33} - L_{32}^2 S_{22} \quad (73a)$$

$$L_{32} \leftarrow A_{32}/S_{22} \quad (73b)$$

$$w_3 \leftarrow (b_3 - L_{32}S_{22}w_2)/S_{33} \quad (73c)$$

$$x_3 \leftarrow w_3 - L_{43}x_4 - L_{63}x_6 \quad (73d)$$

$$y_{33} \leftarrow 1/S_{33} - L_{43}y_{43} - L_{63}y_{63} \quad (73e)$$

$$y_{32} \leftarrow -L_{32}y_{33} - L_{62}y_{63} \quad (73f)$$

Agent 4:

$$S_{44} \leftarrow A_{44} - L_{43}^2 S_{33} \quad (74a)$$

$$L_{43} \leftarrow A_{43}/S_{33} \quad (74b)$$

$$w_4 \leftarrow (b_4 - L_{43}S_{33}w_3)/S_{44} \quad (74c)$$

$$x_4 \leftarrow w_4 - L_{54}x_5 - L_{64}x_6 \quad (74d)$$

$$y_{44} \leftarrow 1/S_{44} - L_{54}y_{54} - L_{64}y_{64} \quad (74e)$$

$$y_{43} \leftarrow -L_{43}y_{44} - L_{63}y_{64} \quad (74f)$$

Agent 5:

$$S_{55} \leftarrow A_{55} - L_{54}^2 S_{44} \quad (75a)$$

$$L_{54} \leftarrow A_{54}/S_{44} \quad (75b)$$

$$w_5 \leftarrow (b_5 - L_{54} S_{44} w_4)/S_{55} \quad (75c)$$

$$x_5 \leftarrow w_5 - L_{65} x_6 \quad (75d)$$

$$y_{55} \leftarrow 1/S_{55} - L_{65} y_{65} \quad (75e)$$

$$y_{54} \leftarrow -L_{54} y_{55} - L_{64} y_{65} \quad (75f)$$

Agent 6:

$$S_{66} \leftarrow A_{66} - L_{65}^2 S_{55} - L_{64}^2 S_{44} - L_{63}^2 S_{33} - L_{62}^2 S_{22} \quad (76a)$$

$$L_{65} \leftarrow (A_{65} - L_{64} L_{54} S_{44})/S_{55} \quad (76b)$$

$$L_{64} \leftarrow -L_{63} L_{43} S_{33}/S_{44} \quad (76c)$$

$$L_{63} \leftarrow -L_{62} L_{32} S_{22}/S_{33} \quad (76d)$$

$$L_{62} \leftarrow A_{62}/S_{22} \quad (76e)$$

$$w_6 \leftarrow (b_6 - L_{65} S_{55} w_5 - L_{64} S_{44} w_4 - L_{63} S_{33} w_3 - L_{62} S_{22} w_2)/S_{66} \quad (76f)$$

$$x_6 \leftarrow w_6 \quad (76g)$$

$$y_{66} \leftarrow 1/S_{66} \quad (76h)$$

$$y_{65} \leftarrow -L_{65} y_{66} \quad (76i)$$

$$y_{64} \leftarrow -L_{64} y_{66} - L_{54} y_{65} \quad (76j)$$

$$y_{63} \leftarrow -L_{63} y_{66} - L_{43} y_{64} \quad (76k)$$

$$y_{62} \leftarrow -L_{62} y_{66} - L_{32} y_{63} \quad (76l)$$