

# Analytical solution of option pricing for two Stocks by time fractional ordered Black Scholes partial differential equation

Dr. Kamran Zakaria, Muhammad Saeed Hafeez

Department of Mathematics, NED University of Engineering and Technology, Karachi

## **Abstract**

Time fractional order Black scholes partial differential equation for risk free option pricing in financial market yields the better prediction in financial market of the country. In this paper the modified form of Black Schole equation including two stocks is used for evaluations. Samudu Transform approach is utilized for calculating analytical solution . Solution of the equation has been found in form of convergent infinite series.

## **Keywords:**

Options, Samudu Transforms, Caputo Derivative, the time fractional order partial differential equation, Black Scholes Equation.

## **Introduction:**

This paper is the extended version of the paper presented in 3rd International Conference on Computing, Mathematics and Engineering Technologies (iCoMET) 2020 as given in the reference [1].

Option pricing is the worldwide growing field of financial mathematics to solve financial market pricing problems. It is a not very old discipline consists of techniques to predict the prices of assets in financial market. The Black Scholes

mathematical model with aid of computer science provides the tool to solve complex financial markets, stock exchange and industrial problems. Under discussion model is the benchmark imitations in finance, and it is the first mathematical models which predicts the pricing of options (both call and put) and the implied volatility.

The Maximum payoff is always the wish of successful businessman and it is possible only when the risk is minimized and gain is maximized. Specifically, the stock exchange is the good example for option pricing where the prices of shares are highly uncertain and unpredictable. But the risk free prices may be obtained by using the famous Black Scholes partial differential equation.

Price and share option valuation of options have been a corner stone in financial markets. Financial study of financial derivatives is one of two most growing areas in the corporate business finance. The mathematical models are serving to measure the variation, predict and forecast the behavior of financial markets. The Fractional calculus presents a highly endorsement and latest tool in business finance. Time fractional ordered Business Financial models are expressed in form fractional ordered stochastic PDE to maintain better accuracy and tolerance, to control variations and investigate randomness in financial markets.

Black-Scholes model is the prominent and well known models to evaluate the option prices containing the brief literature review of its empirical developments theme of beginning with Black and Scholes (1973) experimental examinations close predisposition inside the Black-Scholes model as far as moneyness and development.

Studies have been growing additionally noted instability inclination operating at a profit Black Scholes model (1973) utilizing S&P 500 choice list information 1966-

1969 recommend the fluctuation that appertain the choice delivers a cost among the framework's cost and market cost. Black and Scholes (1973) propose proof, instability isn't fixed. Galai (1977) affirm B-S model that the supposition of verifiable momentary instability need to be loose. Their observational outcomes are likewise steady with the consequences of Geske in the year 1979. MacBeth and Merville (1980) look at the Black-Scholes model against the steady flexibility of difference (CEV) model, which expect unpredictability changes when the stock costs changes. MacBeth and Merville (1980) found that the unpredictability of the hidden stock minimized the risk as the stock value rises.

Beckers (1980) tried the Black-Scholes suspicion that the chronicled quick unpredictability of the fundamental stock is a component of the stock value, utilizing S&P 500 record alternatives 1972-1977. Beckers (1980) finds the hidden stock is a converse capacity of the stock cost.

Geske and Roll (1984) show that at a unique time both in-the-cash and out-of-the-cash choices contain instability inclination. Geske and Roll (1984) finish up, time and cash predisposition might be identified with inappropriate limit conditions, where as the unpredictability inclination issue might be the consequence of measurable mistakes in estimation.

Rubinstein (1994) shows that the inferred instability for S&P 500 file choices applies abundance kurtosis. Shimko (1993) exhibits that inferred conveyances of S&P 500 record are contrarily slanted and leptokurtic. Jackwerth and Rubinstein (1996) show the dispersion of the S&P 500 preceding 1987 apply lognormal appropriations, however since have disintegrated to look like leptokurtosis and

negative skewness. A few examinations try to expand the tail properties of the lognormal conveyance by consolidating a hop dissemination process or stochastic instability.

Das and Sundaram (1999) show hop dispersion and stochastic instability moderate yet don't take out unpredictability predisposition. Das and Sundaram (1999) recognize hop dispersion and stochastic instability forms don't produce skewness and extra kurtosis looked like actually.

Buraschi and Jackwerth (2001) create measurable tests dependent on prompt model and stochastic models utilizing S&P 500 list alternatives information from 1986-1995. Buraschi and Jackwerth (2001) close the information is progressively steady with models that contain extra hazard factors, for example, stochastic unpredictability and hop dissemination.

Yang (2006) finds suggested volatilities used to esteem trade exchanged call alternatives on the ASX 200 Index are fair-minded and better than chronicled immediate unpredictability in guaging future acknowledged instability. Yang (2006) finds inferred volatilities used to esteem trade exchanged call alternatives on the ASX 2000 Index are fair and better than authentic immediate instability in determining future acknowledged unpredictability. Writing proposes the Black-Scholes model may undervalue alternatives in light of the fact that the tail properties of the hidden lognormal dissemination are excessively little.

In 2016, H. Zhang, F. Liu I. Turner, Q. Yang solved time fractional Black-Scholes model governing equation for European options numerically. In 2019, D. Prathumwan and K. Trachoo solved Black Scholes equation

by the method of Laplace Homotopy Perturbation Method for two asset option pricing [1].

In this paper, the technique of Samudu transform method is used to demonstrate the analytical solution of 2-Dimensional, Time Fractional-ordered BS-Model, consists of two different assets in Liouville- Caputo Fractional derivative form for the European call options. The Samudu Transform provides the value of put option in form of explicit solution in convergent series. In Laplace perturbation method, first step the method of Laplace transform is applied then homotopy method is applied. The solution is found by the certain hectic work but in the method of Samudu Transform, the solution may be found without such a hectic working. The solution is similar to the solution obtained by the method of Laplace Homotopy method. The method for solving two assets BS financial model is described in next section.

**Methodology**

Consider P.D.E.

$$\frac{\partial^\alpha}{\partial t^\alpha} \phi(x, y, t) + L\phi(x, y, t) + N\phi(x, y, t) = f(x, y, t) \text{ --- (i)}$$

Where  $n - 1 < \alpha \leq n; \quad n \in N$

Subject to:

$$\phi(x, y, 0) = \phi_0(x, y)$$

Where  $L$  = Linear Differential operator

$N$  = Non -Linear Differential operator

Call Sumudu Transform for the caputo Fractional ordered Derivative of  $\phi(x, y, t)$  on because of equation (i)

$$S \left[ \frac{\partial^\alpha}{\partial t^\alpha} \phi(x, y, t) \right] = s [ \phi(x, y, t) - \lfloor \phi(x, y, t) - N\phi(x, y, t) + f(x, y, t) - \dots - (ii) ]$$

$$S \left[ \frac{\partial^\alpha}{\partial t^\alpha} \phi(x, y, t) \right] = u^{-\alpha} s [ \phi(x, y, t) - \sum_{k=0}^{n-1} u^{-\alpha+k} \frac{\partial^k}{\partial t^k} \phi(x, y, 0) ]$$

If  $\alpha < 1$ , setting  $n = 1$

$$S \left[ \frac{\partial^\alpha}{\partial t^\alpha} \phi(x, y, t) \right] = u^{-\alpha} s \phi(x, y, t) - u^{-\alpha} \phi(x, y, 0)$$

$$u^{-\alpha} s \phi(x, y, t) - u^{-\alpha} \phi(x, y, 0) = s [ f(x, y, t) - \lfloor \phi(x, y, t) - N\phi(x, y, t) ]$$

$$s \phi(x, y, t) = \phi(x, y, 0) + u^{-\alpha} s [ f(x, y, t) - \lfloor \phi(x, y, t) - N\phi(x, y, t) ]$$

Apply Inverse Sumudu Transform.

$$s s^{-1} \phi(x, y, t) = s^{-1} \phi(x, y, 0) + s^{-1} \{ u^\alpha s [ f(x, y, t) - \lfloor \phi(x, y, t) - N\phi(x, y, t) ] \}$$

Call Inverse property of Samudu Transform (S.T)

$$I^\alpha [g(x, y, t)] = s^{-1} [u^\alpha s(g(x, y, t))]$$

Apply Integral Property of S.T on equation (3)

$$\phi(x, y, t) = \phi_0(x, y) + I^\alpha [ f(x, y, t) - \lfloor \phi(x, y, t) - N\phi(x, y, t) - \dots - (4) ]$$

Sumudu Transform Express the  $sol^n$  of P.D.E in form of Infinite Convergent series as below. (1)

$$\phi(x, y, t) = \phi_0(x, y) + \sum_{n=1}^{\infty} \frac{g_n(x, y) t^{n\alpha}}{\Gamma(1 + n\alpha)}$$

Where

$$\phi_0(x, y) = g_0(x, y) = g_0$$

$$g_1 = f(x, y, t) - [g_0 - N(g_0)]$$

$$g_2 = f(x, y, t) - [g_1 - N(g_1)]$$

$$g_3 = f(x, y, t) - [g_2 - N(g_2)]$$

⋮                    ⋮

$$g_n = f(x, y, t) - [g_{(n)} - N[g_{(n)}]]$$

This research paper is the application of Sumudu Integral Transform to evaluate option price of two stocks Fractional order Black Sholes Model.

Consider below Fractional order European call option pricing P.D.E for two stocks.

$$\frac{\partial^\alpha c}{\partial t^\alpha} + \frac{\sigma_1^2}{2} s_1^2 \frac{\partial^2 c}{\partial s_1^2} + \frac{\sigma_2^2}{2} s_2^2 \frac{\partial^2 c}{\partial s_2^2} + r s_1 \frac{\partial c}{\partial s_1} + r s_2 \frac{\partial c}{\partial s_2} + p s_1 s_2 \sigma_1 \sigma_2 \frac{\partial^2 c}{\partial s_1 \partial s_2} - r c = 0$$

Subject to pay-off to the investor.

$$c(s_1, s_2, t) = \max (w_1 s_1 + w s_2 - k, 0) \quad (\text{ for European Call Option})$$

$$P(s_1, s_2, t) = \max (w_1 s_1 + w s_2 - k, 0) \quad (\text{ for American Put option})$$

Where

c = value of European Call Option

P = value of American Call Option

$s_1$  = Price of share of stock 1

$s_2$  = Price of share of stock 2

p = correlation coefficient between price of shares of stock 1 and stock 2

$\sigma_1$  = Price volatility or S.D of stock 1

$\sigma_2$  = Price volatility or S.D of stock 2

K = Strike price or Exercise price for call option

$w_1$  = properties of investment on stock 1

$w_2$  = properties of investment on stock 2

Equation (4) can be simplified by considering the substitution.

$$u = \ln s_1 - \left( r - \frac{1}{2} \sigma_1^2 \right) t$$

$$u = \ln s_2 - \left( r - \frac{1}{2} \sigma_2^2 \right) t$$

$$\frac{\partial c}{\partial s_1} = \frac{\partial c}{\partial u} \frac{\partial u}{\partial s_1}$$

$$\frac{\partial c}{\partial s_2} = \frac{\partial c}{\partial v} \frac{\partial u}{\partial s_2}$$

$$(1) \dots\dots\dots \frac{\partial c}{\partial s_1} = \frac{1}{s_1} \frac{\partial c}{\partial u}$$

$$\frac{\partial c}{\partial s_2} = \frac{1}{s_2} \frac{\partial c}{\partial v} \dots\dots\dots (2)$$

$$\begin{aligned} \frac{\partial^2 c}{\partial s_1^2} &= \frac{\partial}{\partial s_1} \left( \frac{\partial c}{\partial u} \right) \\ &= \frac{1}{s_1} = \frac{\partial}{\partial s_1} \left( \frac{\partial c}{\partial u} \right) + \frac{\partial c}{\partial u} \frac{\partial}{\partial s_1} \left( \frac{1}{s_1} \right) \\ &= \frac{1}{s_1} = \frac{\partial}{\partial u} \left( \frac{\partial c}{\partial u} \right) \frac{\partial u}{\partial s_1} - s_1^2 \frac{\partial c}{\partial u} \\ &= \frac{1}{s_1^2} \frac{\partial^2 c}{\partial u^2} - \frac{1}{s_1^2} \frac{\partial c}{\partial u} \end{aligned}$$

$$(ii) \dots\dots\dots \frac{\partial^2 c}{\partial s_1^2} = \frac{1}{s_1^2} \frac{\partial^2 c}{\partial u^2} - \frac{\partial c}{\partial u}$$



Similarly

$$\frac{\partial^2 c}{\partial s_2^2} = \frac{1}{s_2^2} \left[ \frac{\partial^2 c}{\partial v^2} - \frac{\partial c}{\partial v} \right] \text{----- (iii)}$$

$$\frac{\partial c}{\partial s_1} = \frac{1}{s_1} \frac{\partial c}{\partial u}$$

$$\frac{\partial c}{\partial s_2} \left( \frac{\partial c}{\partial s_1} \right) = \frac{\partial}{\partial s_2} \left( \frac{1}{s_1} - \frac{\partial c}{\partial u} \right)$$

$$= \frac{1}{s_1} \frac{\partial}{\partial s_2} \frac{\partial c}{\partial u}$$

$$= \frac{1}{s_1} \frac{\partial}{\partial v} \left( \frac{\partial c}{\partial u} \right) \frac{\partial v}{\partial s_2}$$

$$= \frac{1}{s_1} \frac{\partial^2 c}{\partial u \partial v} \frac{1}{s_2}$$

$$(iv) \text{-----} \frac{\partial^2 c}{\partial s_1 \partial s_2} \frac{1}{s_1 s_2} \frac{\partial^2 c}{\partial u \partial v}$$

Substitute (i) (ii) , (iii) & (iv) in equation .....(4)

$$\left\{ \begin{aligned} \frac{\partial^\alpha c}{\partial t^\alpha} + \frac{s_1^2 \sigma_1^2}{\partial s_1^2} \left( \frac{\partial^2 c}{\partial u^2} - \frac{\partial c}{\partial u} \right) + \frac{\sigma^2 s_2^2}{2 s_2^2} &= \left( \frac{\partial^2}{\partial v^2} - \frac{\partial c}{\partial v} \right) + \partial s_1 \cdot \frac{1}{s_1} \frac{\partial c}{\partial u} \\ + r s_2 \cdot \frac{1}{S_2} \frac{\partial c}{\partial v} + P s_1 s_2 \sigma_1 \sigma_2 \frac{1}{S_1 S_2} \sigma_1 \sigma_2 \frac{1}{S_1 S_2} \frac{\partial^2 c}{\partial u \partial v} - r c &= 0 \end{aligned} \right.$$

$$\left\{ \begin{aligned} \frac{\partial^\alpha c}{\partial t^\alpha} + \frac{\sigma_1^2}{2} \frac{\partial^2 c}{\partial u^2} + \frac{\sigma_2^2}{2} \frac{\partial^2 c}{\partial v^2} - \frac{\sigma_1^2}{2} \frac{\partial c}{\partial u} - \frac{\sigma_2^2}{2} \frac{\partial c}{\partial v} &= \left( \frac{\partial^2}{\partial v^2} - \frac{\partial c}{\partial v} \right) \end{aligned} \right.$$

$$+ r \frac{\partial c}{\partial u} + r \frac{\partial c}{\partial v} + P \sigma_1 \sigma_2 - \frac{\partial^2 c}{\partial u \partial v} - rc = 0$$

$$\left\{ \begin{aligned} & \frac{\partial^\alpha c}{\partial t^\alpha} + \frac{\sigma_1^2}{2} \frac{\partial^2 c}{\partial u^2} + \frac{\sigma_2^2}{2} \frac{\partial^2 c}{\partial v^2} + \left( r \frac{\sigma_1^2}{2} \right) \frac{\partial c}{\partial u} + \left( r - \frac{\sigma_2^2}{2} \right) \frac{\partial c}{\partial v} \\ & + p \sigma_1 \sigma_2 \frac{\partial^2 c}{\partial u \partial v} - rc = 0 \end{aligned} \right.$$

We have substitution

$$u = \ln s_1 - \left( r - \frac{1}{2} \sigma_1^2 \right) t$$

$$v = \ln s_2 + \left( r - \frac{1}{2} \sigma_2^2 \right) t$$

$$\frac{\partial c}{\partial t} = \frac{\partial c}{\partial u} \frac{\partial u}{\partial t}$$

$$\boxed{\frac{\partial c}{\partial t} = \frac{\partial c}{\partial u} \left( r - \frac{1}{2} \sigma_1^2 \right)}$$

$$- \frac{\partial c}{\partial t} = \frac{\partial c}{\partial u} \left( r - \frac{1}{2} \sigma_1^2 \right)$$

$$\frac{\partial c}{\partial t} = \frac{\partial c}{\partial v} \frac{\partial v}{\partial t}$$

$$\boxed{\frac{\partial c}{\partial t} = \frac{\partial c}{\partial v} \left( r - \frac{1}{2} \sigma_2^2 \right)} \text{-----(vii)}$$

From (vi) & (vii) equation (v) becomes.

$$\frac{\partial^\alpha c}{\partial t^\alpha} + \frac{\sigma_1^2}{2} \frac{\partial^2 c}{\partial u^2} + \frac{\sigma_2^2}{2} \frac{\partial^2 c}{\partial v^2} - \frac{\partial c}{\partial t} + \frac{\partial c}{\partial t} + p \sigma_1 \sigma_2 \frac{\partial^2 c}{\partial u \partial v} - rc = 0$$

$$\frac{\partial^\alpha c}{\partial t^\alpha} + \frac{\sigma_1^2}{2} \frac{\partial^2 c}{\partial u^2} + \frac{\sigma_2^2}{2} \frac{\partial^2 c}{\partial v^2} + p \sigma_1 \sigma_2 \frac{\partial^2 c}{\partial u \partial v} - rc = 0 \quad \text{-----(A)}$$

Subject to:

$$c(u, v, 0) = \max (w_1 e^u + w_2 e^v, 0) \quad \text{-----(viii)}$$

Hence equation (viii) be the simplified European style call option pricing model for two stocks

Fractional order Black-shole P.D.E

Apply sumudu transform on (viii)

$$s \left[ \frac{\partial^\alpha c}{\partial t^\alpha} \right] = - \frac{\sigma_1^2}{2} \frac{\partial^2 c}{\partial u^2} + \frac{\sigma_2^2}{2} \frac{\partial^2 c}{\partial v^2} + p \sigma_1 \sigma_2 \frac{\partial^2 c}{\partial u \partial v} - rc = 0$$

$$u^{-\alpha} S c (u, v, t) - u^{-\alpha} c (u, v, 0) = -s \left[ \frac{\sigma_1^2}{2} \frac{\partial^2 c}{\partial u^2} + \frac{\sigma_2^2}{2} \frac{\partial^2 c}{\partial v^2} + p \sigma_1 \sigma_2 \frac{\partial^2 c}{\partial u \partial v} - rc = 0 \right]$$

$$S c (u, v, t) - c (u, v, 0) = -u^\alpha s \left[ \frac{\sigma_1^2}{2} \frac{\partial^2 c}{\partial u^2} + \frac{\sigma_2^2}{2} \frac{\partial^2 c}{\partial v^2} + p \sigma_1 \sigma_2 \frac{\partial^2 c}{\partial u \partial v} - rc \right]$$

$$S c (u, v, t) = c (u, v, 0) - u^\alpha s \left[ \frac{\sigma_1^2}{2} \frac{\partial^2 c}{\partial u^2} + \frac{\sigma_2^2}{2} \frac{\partial^2 c}{\partial v^2} + p \sigma_1 \sigma_2 \frac{\partial^2 c}{\partial u \partial v} - rc \right] \quad \text{----- (ix)}$$

Apply inverse samudu transform on -----(ix)

$$c (u, v, t) = s^{-1} c (u, v, \infty) s^{-1} \left[ u^\alpha s \left[ \frac{\sigma_1^2}{2} \frac{\partial^2 c}{\partial u^2} + \frac{\sigma_2^2}{2} \frac{\partial^2 c}{\partial v^2} + p \sigma_1 \sigma_2 \frac{\partial^2 c}{\partial u \partial v} - rc \right] \right]$$

$$c(u, v, t) = c(u, v, 0) s^{-1} [u^\alpha s [\frac{\sigma_1^2}{2} \frac{\partial^2 c}{\partial u^2} + \frac{\sigma_2^2}{2} \frac{\partial^2 c}{\partial v^2} + p \sigma_1 \sigma_2 \frac{\partial^2 c}{\partial u \partial v} - rc] - (x)$$

By definition # 14

$$I^\alpha g(x, y, t) = s^{-1} [u^\alpha s g(x, y, t)]$$

Apply Integral property of Sumudu transform on ----- (x)

$$c(u, v, t) = c(u, v, 0) I^\alpha [\frac{\sigma_1^2}{2} \frac{\partial^2 c}{\partial u^2} + \frac{\sigma_2^2}{2} \frac{\partial^2 c}{\partial v^2} + p \sigma_1 \sigma_2 \frac{\partial^2 c}{\partial u \partial v} - rc] - (ix)$$

Sumudu transform expresses Sol<sup>n</sup> of P.D.E by using equation (xi) in form of infinite convergent series as below.

$$c_0(u, v, t) = c(u, v, 0) \sum_{n=0}^{\infty} \frac{gn(x, y) t^{n\alpha}}{\Gamma(1 + n^\alpha)}$$

Where  $c(u, v, t) = g_0(u, v) = g_0$  (say)

$$c_{n+1}(u, v, t) = \sum_{n=0}^{\infty} \frac{gn t^{n\alpha}}{\Gamma(1 + n^\alpha)}$$

$$c(u, v, t) = c(u, v, 0) + \sum_{n=1}^{\infty} \frac{gn(x, y) t^{n\alpha}}{\Gamma(1 + n^\alpha)}$$

be the European call option price solution at time t.

where

$$c(u, v, 0) = g_0$$

$$g_1 = - \left[ \frac{\sigma_1^2}{2} \frac{\partial^2 g_0}{\partial u^2} + \frac{\sigma_2^2}{2} \frac{\partial^2 g_0}{\partial v^2} + p \sigma_1 \sigma_2 \frac{\partial^2 g_0}{\partial u \partial v} - r g_0 \right]$$

$$g_2 = - \left[ \frac{\sigma_1^2}{2} \frac{\partial^2 g_1}{\partial u^2} + \frac{\sigma_2^2}{2} \frac{\partial^2 g_1}{\partial v^2} + p \sigma_1 \sigma_2 \frac{\partial^2 g_1}{\partial u \partial v} - r g_1 \right]$$

$$g_3 = - \left[ \frac{\sigma_1^2}{2} \frac{\partial^2 g_2}{\partial u^2} + \frac{\sigma_2^2}{2} \frac{\partial^2 g_2}{\partial v^2} + \rho \sigma_1 \sigma_2 \frac{\partial^2 g_2}{\partial u \partial v} - r g_2 \right]$$

⋮

$$g_{n+1} = - \left[ \frac{\sigma_1^2}{2} \frac{\partial^2 g_n}{\partial u^2} + \frac{\sigma_2^2}{2} \frac{\partial^2 g_n}{\partial v^2} + \rho \sigma_1 \sigma_2 \frac{\partial^2 g_n}{\partial u \partial v} - r g_n \right]$$

### **Illustrations of option Price For Two Stocks Fractional Ordered Black Sholes Model**

**Illustrative example 1:** Option type: European call option, consider the following data.

$S_1$  = Price of stock 1 in dollars.

$S_2$  = Price of stock 2 in dollars

$S_1$	20	40	70	100	150
$S_2$	50	80	120	180	200

Initial Condition :

$$C(s_1, s_2, t) = \text{Max} (e^{s_1} + 2e^{s_2} - 80, 0)$$

- Exercise price of stock 1 = Rs.80
- Exercise price of stock 2 = Rs.20
- Maximum Exercise price for = Rs.80
- Option type : European Call option.
- Month of Expiration or time for Exercise data = 8 months
- $\alpha = 0.005$
- S.D of stock 1 =  $\sigma_1 = 40 \%$

- S.D of stock 2 =  $\sigma_2 = 25\%$
- Proportion of stock 1 =  $w_1 = 2$  & proportion of stock 2 =  $w_2 = 2$
- Risk free rate of return = 8%
- Correlation coefficient between Stock 1 and stock 2 = 75%

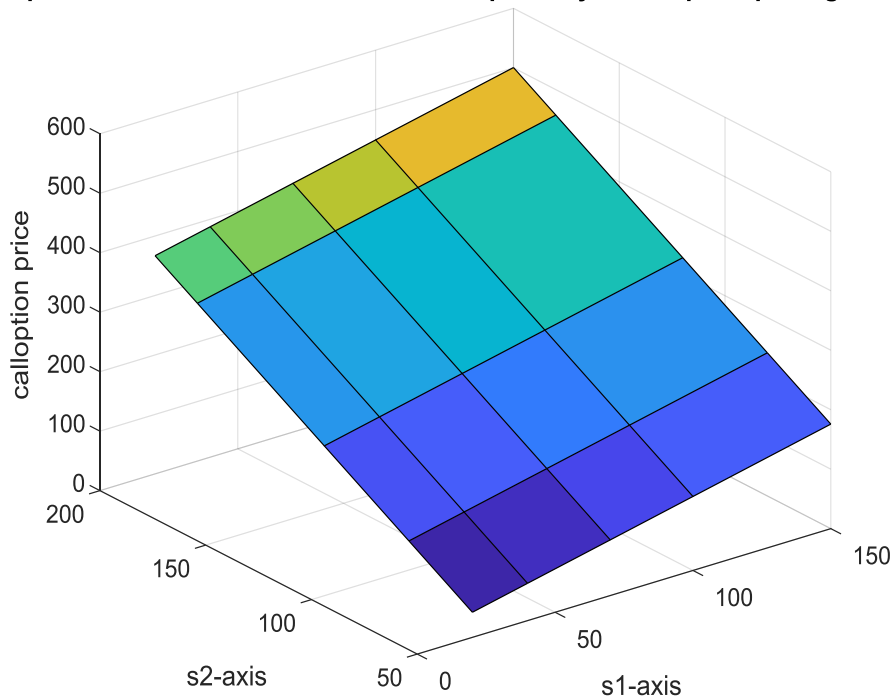
solving the above problem by using Matlab programming ,European call option price of the stocks is represented as below

$$C(s_1, s_2, t) = 1.0512 e^{s_1} + 2.1274 e^{s_2} - 86.942$$

CALL OPTION PRICES

		Stock S1				
		20	40	70	100	150
Stock S2	50	42.193	62.744	93.569	124.39	175.77
	80	107.13	127.68	158.5	189.33	240.7
	120	193.7	214.25	245.08	275.9	327.28
	180	323.57	344.12	374.94	405.77	457.15
	200	366.86	387.41	418.23	449.06	500.43

**graph of 2-D Time fractional ordered european style call option pricing BS MC**



**Illustrative example 2:** Option type : put option consider the following data.

$S_1$  = Price of stock 1 in dollars.

$S_2$  = Price of stock 2 in dollars

$S_1$	20	40	70	100	150
$S_2$	50	80	120	180	200

Initial Condition:  $P(s_1, s_2, t) = \text{Max}((60 - 3\sin\pi s_1 - 5\cos\pi s_2), 0)$

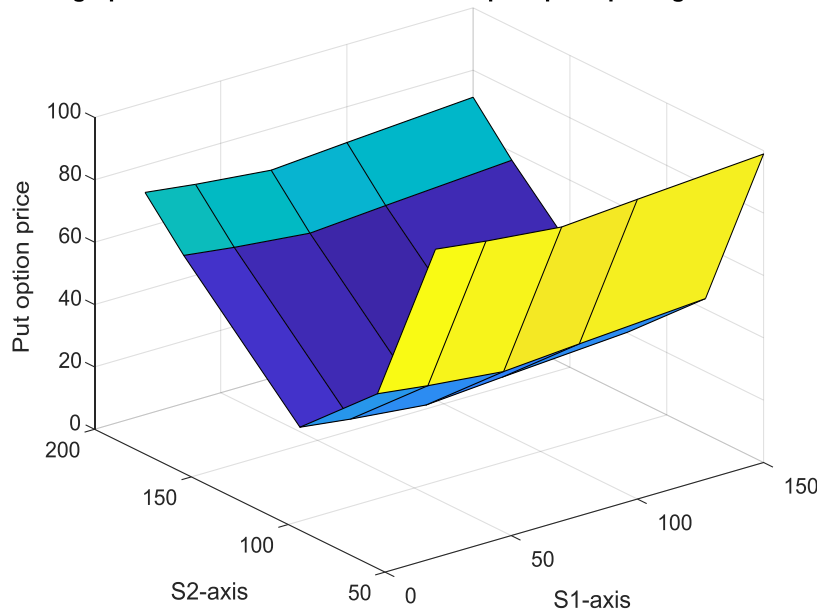
- Exercise price of stock 1 = Rs.60
- Exercise price of stock 2 = Rs.20
- Maximum Exercise price for = Rs.60
- Option type : put option.
- Month of Expiration or time for Exercise data = 2 months
- $\alpha = 0.755$
- S.D of stock 1 =  $\sigma_1 = 45\%$
- S.D of stock 2 =  $\sigma_2 = 85\%$
- Proportion of stock 1 =  $w_1 = 3$  & proportion of stock 2 =  $w_2 = 5$

- Risk free rate of return = 03%
- Correlation coefficient between Stock 1 and stock 2= 65%

solving the above problem by using Matlab programming ,put option price of the stocks is represented as below

$$P(S_1, S_2, t) = 27.459\cos(3.1416S_2) - 2.0559\cos(3.1416S_1) - 1.4938\sin(3.1416S_1) - 32.852\sin(3.1416S_2) + 60.514$$

**graph of 2-D Time fractional ordered put option pricing BS MODEL**



**PUT OPTION PRICES**

		Stock S <sub>1</sub>				
		20	40	70	100	150
Stock S <sub>2</sub>	50	98.861	96.764	94.274	96.115	98.926
	80	43.341	41.244	38.754	40.595	43.406
	120	20.404	18.307	15.817	17.658	20.469
	180	57.17	55.072	52.583	54.424	57.235



200	71.267	69.17	66.68	68.521	71.332
-----	--------	-------	-------	--------	--------

**Illustrative example 3:** Option type : European call option consider the following data.

$S_1$  = Price of stock 1 in dollars.

$S_2$  = Price of stock 2 in dollars

$S_1$	20	40	70	100	150
$S_2$	50	80	120	180	200

Initial condition:  $C(s_1, s_2, t) = \text{Max}((2s_1^3 + 5s_2^2), 0)$

- Exercise price of stock 1 = Rs.60
- Exercise price of stock 2 = Rs.90
- Maximum Exercise price for = Rs.90
- Option type : put option.
- Month of Expiration or time for Exercise data = 2 months
- $\alpha = .125$
- S.D of stock 1 =  $\sigma_1 = 40\%$
- S.D of stock 2 =  $\sigma_2 = 65\%$
- Proportion of stock 1 =  $w_1 = 2$  & proportion of stock 2 =  $w_2 = 5$
- Risk free rate of return = 07%
- Correlation coefficient between Stock 1 and stock 2 = 85%

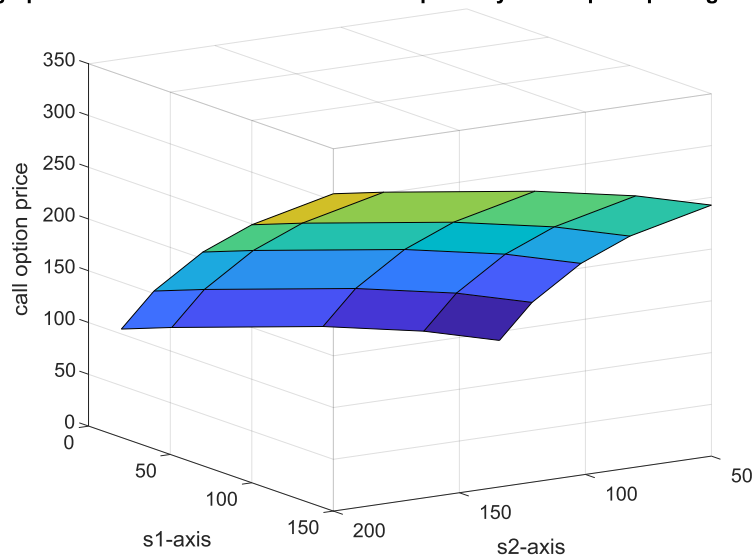
solving the above problem by using matlab programming ,put option price of the stocks is represented as below

$$C(s_1, s_2, t) = 2.1517 s_1^3 + 5.3794 s_2^2 - 99.777$$

Stock S1				
20	40	70	100	150

<b>Stock S2</b>	50	40.648	88.334	142.39	185.17	242.47
	80	60.194	107.88	161.94	204.71	262.02
	120	78.847	126.53	180.59	223.36	280.67
	180	99.157	146.84	200.9	243.67	300.98
	200	104.71	152.39	206.45	249.22	306.53

**graph of 2-D Time fractional ordered european style call option pricing BS MC**



**Illustrative example 4:** Option type : European put option , consider the following data.

$S_1$  = Price of stock 1 in dollars.

$S_2$  = Price of stock 2 in dollars

$S_1$	20	40	70	100	150
$S_2$	50	80	120	180	200

Initial condition:  $C(s_1, s_2, t) = \text{Max}(2(x^2+y^2) - \ln(y) + \ln(x), 0)$

- Maximum Exercise price for = Rs.  $2(x^2+y^2)$   
Option type : put option.
  - Month of Expiration or time for Exercise data = 5 months
  - $\alpha = .125$
  - S.D of stock 1 =  $\sigma_1 = 40\%$
  - S.D of stock 2 =  $\sigma_2 = 20\%$
  - Proportion of stock 1 =  $w_1 = 1$  & proportion of stock 2 =  $w_2 = 1$
  - Risk free rate of return = 8%
  - Correlation coefficient between Stock 1 and stock 2 = **75%**
- solving the above problem by using matlab programming ,put option price of the stocks is represented as below:

$$p(s_1, s_2, t) = 2.1735x^2 - 1.0868\ln(y) - 1.0868\ln(x) + 0.073569/x^3$$

$$+ 0.14482/x^6 + 1.2248/x^9 + 2.1735y^2 + 0.047084/y^2$$

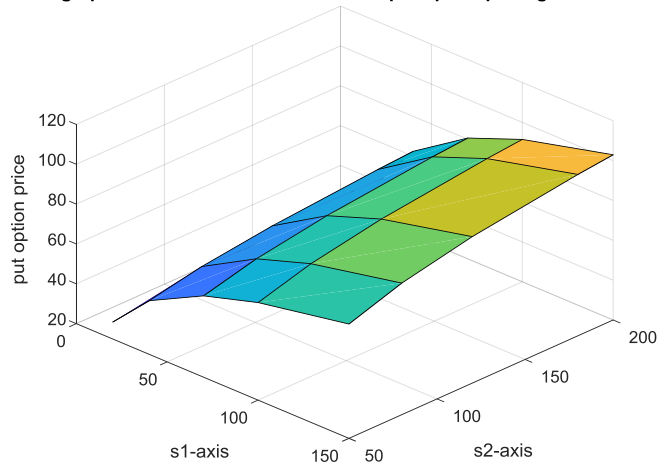
$$+ 0.05932/y^6 + 0.32106/y^9 - 48.905$$

### *Put -Option prices*

		Stock S <sub>1</sub>				
		20	40	70	100	150
Stock S <sub>2</sub>	50	28.452	46.868	60.826	68.965	77.391
	80	31.964	52.15	67.538	76.588	86.049
	120	34.994	56.708	73.328	83.164	93.519
	180	38.025	61.265	79.119	89.74	100.99
	200	38.812	62.45	80.623	91.449	102.93

---

graph of 2-D Time fractional ordered put option pricing BS MODEL



**Illustrative example 5:** Option type: put option , consider the following data.

$S_1$  = Price of stock 1 in dollars.

$S_2$  = Price of stock 2 in dollars

$S_1$	20	40	70	100	150
$S_2$	50	80	120	180	200

Initial condition:  $p(s_1, s_2, t) = \text{Max}(-5s_1 \sin(x) - 8y + 5xy, 0) ; x, y > 0$

- Maximum Exercise price for = Rs. 25xy  
Option type : put option.
- Month of Expiration or time for Exercise data = 5 months
- $\alpha = .125$
- S.D of stock 1 =  $\sigma_1 = 40\%$
- S.D of stock 2 =  $\sigma_2 = 20\%$
- Proportion of stock 1 =  $w_1 = 1$  & proportion of stock 2 =  $w_2 = 1$
- Risk free rate of return = 8%
- Correlation coefficient between Stock 1 and stock 2 = **75%**

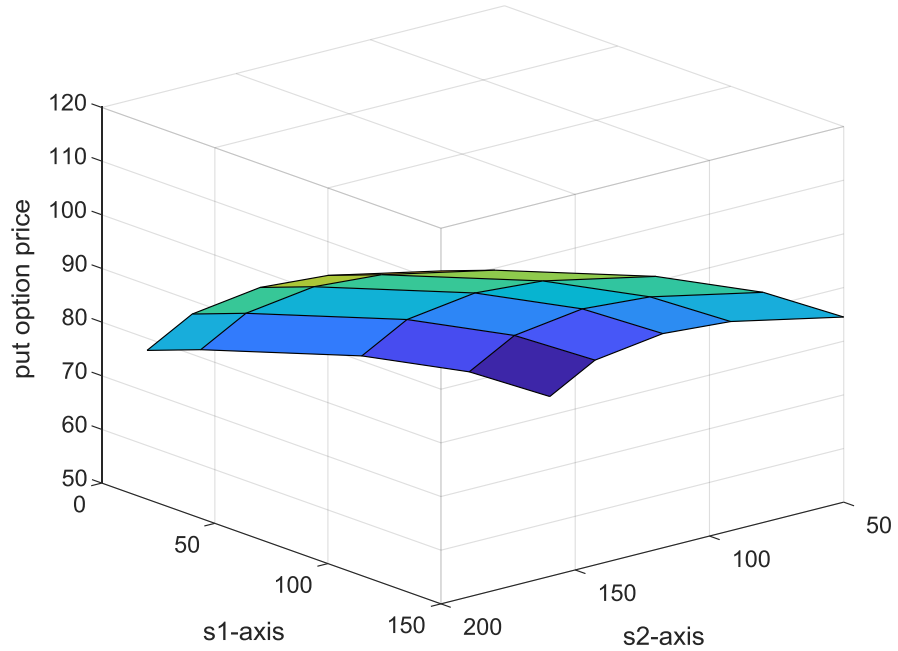
solving the above problem by using matlab programming ,put option price of the stocks is represented as below:

$$P(s_1, s_2, t) = 5.4338xy - 0.18377\cos(x) - 5.4278\sin(x) - 8.6942y - 0.22071$$

**PUT-OPTION PRICES**

		Stock S <sub>1</sub>				
		20	40	70	100	150
Stock S <sub>2</sub>	50	50.18	59.961	69.412	76.156	84.502
	80	58.571	68.353	77.803	84.548	92.894
	120	66.592	76.374	85.824	92.568	100.91
	180	75.335	85.117	94.568	101.31	109.66
	200	77.725	87.507	96.958	103.7	112.05

**graph of 2-D Time fractional ordered put option pricing BS MODEL**



### **Concluding Remarks :**

In this paper technique of Samudu Transforms and its derivatives and integral properties are applied to compute analytical solution of time fractional non – linear two dimensional BS PDE model in form of infinite series to evaluate put options of two stocks asset. Illustrative practical example is also presented to understand the reliability, efficiency, simplicity, and effectiveness of the purposed scheme. Samudu Transforms has many powerful and effective techniques to obtain analytic solution of any type time fractional PDE in least time with less computation.

---

### **References**

1. K. Zakaria and S. Hafeez, "Options Pricing for Two Stocks by Black – Sholes Time Fractional Order Non – Linear Partial Differential Equation," *2020 3rd International Conference on Computing, Mathematics and Engineering Technologies (iCoMET)*, Sukkur, Pakistan, 2020, pp. 1-13, doi: 10.1109/iCoMET48670.2020.9073866.
2. Hall John: Options, Future and other Derivatives, 5<sup>th</sup> edition prentice Hall.
3. Kwok: Mathematical Models of Financial Derivatives (1998) 62-64
4. P-Vilmot: The Mathematics of Financial Derivatives University press.
5. Shedon Ross: An Introduction to Mathematical Finance Cambridge university press.
6. Bernt: Stochastic D.E; An introduction with application; 5<sup>th</sup> edition.
7. Financial Derivatives, Theory concept and problems by S.L. Euptc.
8. G.K Weatuga, Sumudu Transforms, a new integral Transform to solve differential equations and control engineering problems, *Mathematical Engineering* 61(1993) 329-329
9. F-B-M Belagacem, A-A Karbali: and S-L Kala; Analytical investigation of sumudu transform and integral to production equations, *Mathematical problems in Engineering*,3 (200) 103-118
10. Sumudu Transform method for Analytical solutions of Fractional Type ordinary Differential Equations

- a. (Hindawi Publication Co-orprations, Mathematical problems for Engineering) volume 2015-1315 690.
11. H-Eltayeb and Kilichman, A note on Sumudu Transforms and differential equations, Applied Mathematics Science (2010)- 4(22) 1089-1098.
  12. On Sumudu Transforms of Fractional Derivatives and its applications to Fractional Differential Equations International, Knowledge press: ISSN 2395-4205(P) ISSN-2395-4213.
  13. Asira MA Further properties of Sumudu Transforms and its applications. International journal of Mathematical education, Science & Technology 2002: 33(2): 441-449
  14. Sumudu Transform Method for solving Fractional D.E Journal of Mathematics & Computer Science 2013; 6: 79-84
  15. Computational and Analytical solution of Fractional order Linear Partial Differential Equations by using Sumudu Transforms and its properties.  
  
IJCNS international Journal of Computer science and Network security Vol 18#9, September 2018.
  16. Basic Properties of Sumudu Transform to some Partial Differential Equations, Sakarya University Journal of science 23(4), 509-514, 2019.
  17. D-Kumar, J Singh, Sumudu Decomposition method for Non- Linear equations, International Mathematics Forum 7(2012) 515-521.
  18. European option Pricing of Fractional Black Sholes model using Sumudu Transforms and its Derivatives, Refad; general letters in Mathematics Vol1, No.3 Dec 2016 PP:74-80 e- ISSN 2319-9277
  19. Barles, G. and Sooner H.M: Option pricing with Transaction cost and a Non-Linear Black Sholes Equations. Finance stock 2,4 (1998)- 369-397
  20. Black Sholes, M. The pricing of options and co-orprate liabilities 1973, 81,637-654.
  21. Misrana, M lub, Fractional Black sholes Model with application of Fractional option Pricing; International Conference of optimization and control 2010, 17,99-111 (Cross reference) pp-573-588
  22. Tracho; Two dimensional Black Sholes model will European call option. Math compute.2017,2223(cross reference)

23. Bernet; Stochastic D.E; An introduction with application spounger 5<sup>th</sup> edition

24. Black Sholes Pricing Model; Black Sholes option Pricing Model Bardley University, n.d  
web 2016.

---



