
Differentially Private Bayesian Inference for Generalized Linear Models

Tejas Kulkarni¹ Joonas Jälkö¹ Antti Koskela² Samuel Kaski^{1,3} Antti Honkela²

Abstract

Generalized linear models (GLMs) such as logistic regression are among the most widely used arms in data analyst’s repertoire and often used on sensitive datasets. A large body of prior works that investigate GLMs under differential privacy (DP) constraints provide only private point estimates of the regression coefficients, and are not able to quantify parameter uncertainty.

In this work, with logistic and Poisson regression as running examples, we introduce a generic noise-aware DP Bayesian inference method for a GLM at hand, given a noisy sum of summary statistics. Quantifying uncertainty allows us to determine which of the regression coefficients are statistically significantly different from zero. We provide a previously unknown tight privacy analysis and experimentally demonstrate that the posteriors obtained from our model, while adhering to strong privacy guarantees, are close to the non-private posteriors.

1. Introduction

Differential privacy (DP) (Dwork et al., 2006) provides a strong framework for protecting the privacy of data subjects against privacy violations via models trained on their personal data. DP protection requires injecting noise to the learning process. Bayesian inference is a natural complement to DP, because it seeks to quantify the impact of noise to inference result in terms of quantifying the uncertainty of the result. In our work we seek to develop a Bayesian method to perform inference under DP and quantify the uncertainty caused by the injected noise for the widely used class of regression models, generalised linear models (GLMs). This method allows statistical inference on the regression coefficients, such as determining which coefficients can be confidently inferred to be different from

zero.

Using Bayesian inference to counter the noise injected to ensure DP was first proposed by Williams and McSherry (2010). The process is fairly straightforward for models where the joint distribution $\Pr[\mathbf{D}, \boldsymbol{\theta}, \mathbf{Z}]$ over the data \mathbf{D} , all parameters $\boldsymbol{\theta}$ and possible latent variables \mathbf{Z} of interest is specified as part of the model. This was demonstrated by Bernstein and Sheldon (2018), who presented an efficient inference method for exponential family models of this form.

The problem becomes significantly more difficult for discriminative models such as regression models, where the model does not specify a distribution over the input data \mathbf{X} but only target outputs \mathbf{Y} and parameters $\Pr[\mathbf{Y}, \boldsymbol{\theta} | \mathbf{X}]$. This is because we also consider input \mathbf{X} as private information, and thus we cannot observe it directly. On the other hand, the model does not specify a natural prior for \mathbf{X} either. In order to solve this issue, we need to augment the model to include a prior for \mathbf{X} . This was first demonstrated by Bernstein and Sheldon (2019), who developed a method for linear regression by placing a Gaussian prior on \mathbf{X} . The method relies on the ability to express the model via a sufficient statistic of fixed size, and hence only applies to linear regression.

In our work we extend this sufficient statistics based noise-aware DP Bayesian inference framework for a much broader class of regression models, GLMs. These include many of the most widely used statistical models, such as logistic regression and Poisson regression. As GLMs typically have no sufficient statistics, this is achieved by approximating the joint distribution of the inputs and outputs under the GLM using a finite number of moments as approximate sufficient statistics and fitting the model parameters to match these moments.

Related work. Linear models have received a huge amount of attention under DP since its proposal. The techniques for point estimates for regression parameters fall to five main categories, a) *objective perturbation* (Chaudhuri et al., 2009; Kifer and Machanavajjhala, 2011; Zhang et al., 2012; Iyengar et al., 2019), b) *output perturbation* (Wu et al., 2017; Zhang et al., 2017), c) *gradient perturbation* (Bassily et al., 2014; Abadi et al., 2016), d) *subsample and aggre-*

¹Aalto University, Finland ²University of Helsinki, Finland ³University of Manchester, United Kingdom. Tejas Kulkarni <tejasvijaykulkarni@gmail.com>, Joonas Jälkö <joonas.jalko@aalto.fi>.

gate (Smith, 2008; Dwork and Smith, 2010; Barrientos et al., 2019), and e) *sufficient statistic perturbation (SSP)* (McSherry and Mironov, 2009; Vu and Slavkovic, 2009; Sheffet, 2017; Wang, 2018). Other representative works that specifically study *generalized linear models (GLMs)* more generally under various DP models include (Kifer et al., 2012; Jain and Thakurta, 2014; Pihur et al., 2018; Wang et al., 2019a;b). Only a handful of these works, e.g. (Sheffet, 2017; Barrientos et al., 2019), quantify the uncertainty in the model parameter estimates via frequentist tools such as confidence intervals and hypothesis testing.

To quantify the uncertainty beyond the frequentist tools, many Bayesian inference techniques under DP setting have been proposed, starting from the seminal work of Williams and McSherry (2010). The field can be roughly clustered into three broad categories:

1. *sufficient statistics perturbation* based inference (Foulds et al., 2016; Zhang et al., 2016; Honkela et al., 2018; Bernstein and Sheldon, 2018; 2019; Park et al., 2020)
2. *gradient perturbation* based Markov chain Monte Carlo (MCMC) (Wang et al., 2015; Zhang et al., 2016; Li et al., 2019a) and variational inference (VI) (Jälkö et al., 2017)
3. *DP posterior sampling* (Dimitrakakis et al., 2014; Foulds et al., 2016; Zhang et al., 2016; Heikkilä et al., 2019; Yıldırım and Ermiş, 2019).

Categories 2 and 3 aim to provide a general-purpose solution for differentially private Bayesian inference. However, the output of these mechanisms is an approximation of the posterior distribution where the impact of added uncertainty from privacy is not quantified. Category 1 is most closely related to our work. In these works, posterior distribution of the model parameters is captured through perturbed sufficient statistics, but also here many approaches fail to quantify the impact of the added uncertainty from privacy.

Among the several approaches proposed, inference techniques based on *sufficient statistics perturbation* stand out due to their computational efficiency and accuracy (Wang, 2018). Unlike DP variants of general purpose MCMC methods, the privacy cost of training in a sufficient statistics based model is typically invariant to the number of iterations/posterior samples. We only pay once to perturb the sum of sufficient statistics and then rely on the post-processing property of DP to run iterative inference without additional privacy cost.

Main contributions. The main contributions of this work are as follows:

- We derive noise-aware DP Bayesian inference for

GLMs based on approximate sufficient statistics from low-order polynomials.

- We prove tight (ϵ, δ) -DP bounds for releasing the approximate sufficient statistics.
- We demonstrate accurate privacy-preserving inference of which regression coefficients are significantly different from zero.
- We demonstrate high degree of similarity between the privacy-preserving and non-private posterior distributions for GLMs even under strong privacy for moderately sized data.

2. Background

2.1. Differential Privacy (DP)

Assume a generic dataset $\mathbf{D} \in \mathbb{R}^{N \times d}$ containing d -dimensional records of N individuals. We define neighbourhood relation $\mathbf{D} \sim \mathbf{D}'$ when \mathbf{D}' can be obtained from \mathbf{D} by replacing a single record. Dwork et al. (2006) proposed the following notion:

Definition 2.1. For $\epsilon \geq 0, \delta \geq 0$, a randomized mechanism \mathcal{M} satisfies (ϵ, δ) -differential privacy if for all neighbouring datasets $\mathbf{D} \sim \mathbf{D}'$, and for all outputs $O \subseteq \text{Range}(\mathcal{M})$, the following constraint holds:

$$\Pr[\mathcal{M}(\mathbf{D}) \in O] \leq \exp(\epsilon) \times \Pr[\mathcal{M}(\mathbf{D}') \in O] + \delta. \quad (1)$$

Lower values of ϵ and δ provide stronger privacy.

The condition (1) can often be satisfied, for example, by adding Gaussian noise to a function of the dataset such that every individual’s contribution is masked. A key property of DP is its robustness to post-processing: the privacy loss of \mathcal{M} cannot be increased by applying any randomized function independent of the data to \mathcal{M} ’s output.

The concept of *sensitivity* measures the worst-case impact of an individual’s record on the output of a function.

Definition 2.2. The L_2 -sensitivity Δ_t of a function $t : \mathbb{R}^{N \times d} \rightarrow \mathbb{R}^m$ is defined as $\Delta_t = \max_{\mathbf{D} \sim \mathbf{D}'} \|t(\mathbf{D}) - t(\mathbf{D}')\|_2$.

Analytic Gaussian Mechanism (Balle and Wang, 2018).

Balle and Wang (2018) proposed an algorithmic noise calibration strategy based on the Gaussian cumulative density function (CDF) to obtain a mechanism that adds the least amount of Gaussian noise needed for (ϵ, δ) -DP.

Definition 2.3. (Analytic Gaussian Mechanism) For any $\epsilon \geq 0, \delta \in [0, 1]$, a mechanism $\mathcal{M}(\mathbf{D}) = t(\mathbf{D}) + \zeta$ with sensitivity Δ_t satisfies (ϵ, δ) -DP with $\zeta \sim \mathcal{N}(0, \sigma^2 I)$ iff

$$\Phi\left(\frac{\Delta_t}{2\sigma} - \frac{\epsilon\sigma}{\Delta_t}\right) - \exp(\epsilon)\Phi\left(-\frac{\Delta_t}{2\sigma} - \frac{\epsilon\sigma}{\Delta_t}\right) \leq \delta. \quad (2)$$

We use the implementation based on Algorithm 1 of Balle and Wang (2018) to find a minimal σ that satisfies the condition (2).

2.2. Bayesian inference based on sufficient statistics

For certain statistical models, the information about data needed for parameter inference can be captured by a limited number of *sufficient statistics*. Sufficient statistics are available for exponential family models, such as linear regression. For Bayesian linear regression, the sufficient statistics are $\mathbf{s} = \sum_{i=1}^N \mathbf{t}(\mathbf{x}_i, y_i) = [\mathbf{X}^T \mathbf{X}, \mathbf{X}^T \mathbf{y}, \mathbf{y}^T \mathbf{y}]$, where $\mathbf{X} \in \mathbb{R}^{N \times d}$. With access to \mathbf{s} ($\mathcal{O}(N)$ operation), we can evaluate the total log-likelihood $\log(\prod_{i=1}^N \Pr[y_i | \mathbf{x}_i, \boldsymbol{\theta}]) = \sum_{i=1}^N \log(y_i | \mathbf{x}_i, \boldsymbol{\theta})$ or its gradients in nearly a constant time. As a consequence, running time of a training algorithm taking K passes over data reduces substantially to $\mathcal{O}(N + K)$ from $\mathcal{O}(NK)$.

2.3. Privacy-preserving posterior inference with sufficient statistics

Consider a conditional probabilistic model $\Pr[\mathbf{y} | \boldsymbol{\theta}, \mathbf{X}]$ where the information in (\mathbf{X}, \mathbf{y}) needed for inference of $\boldsymbol{\theta}$ can be represented by sufficient statistics $\mathbf{s} \in \mathbb{R}^m$. Let $\boldsymbol{\theta} \in \mathbb{R}^d$ denote the regression parameters. In order to adapt the model for DP, we need to make additional assumptions on \mathbf{X} . Following Bernstein and Sheldon (2019), we assume $\mathbf{X} \sim \mathcal{N}(\mathbf{0}, \boldsymbol{\Sigma})$, where $\boldsymbol{\Sigma} \in \mathbb{R}^{d \times d}$ is an additional parameter denoting the input data covariance matrix. We guarantee privacy by operating solely on the perturbed sufficient statistics, denoted by $\mathbf{z} \in \mathbb{R}^m$. The noise-aware joint posterior distribution of the model parameters $\boldsymbol{\theta}, \boldsymbol{\Sigma}$, given noisy sufficient statistics \mathbf{z} is

$$\begin{aligned} \Pr[\boldsymbol{\theta}, \boldsymbol{\Sigma} | \mathbf{z}] &\propto \Pr[\boldsymbol{\theta}, \boldsymbol{\Sigma}, \mathbf{z}] = \int_{\mathbf{s}} \Pr[\boldsymbol{\theta}, \boldsymbol{\Sigma}, \mathbf{s}, \mathbf{z}] \, d\mathbf{s} \\ &= \int_{\mathbf{s}} \Pr[\boldsymbol{\theta}] \Pr[\boldsymbol{\Sigma}] \Pr[\mathbf{s} | \boldsymbol{\theta}, \boldsymbol{\Sigma}] \Pr[\mathbf{z} | \mathbf{s}] \, d\mathbf{s}, \end{aligned} \quad (3)$$

where $\Pr[\boldsymbol{\theta}]$ and $\Pr[\boldsymbol{\Sigma}]$ are the priors for model parameters and the privacy inducing noise is quantified by the term $\Pr[\mathbf{z} | \mathbf{s}]$. Figure 1 depicts above model. The remaining challenge is to define the probabilistic model for the latent sufficient statistics \mathbf{s} .

Normal approximation of \mathbf{s} . We obtain the sufficient statistic distribution $\Pr[\mathbf{s} | \boldsymbol{\theta}, \boldsymbol{\Sigma}]$ by marginalizing over the data: $\Pr[\mathbf{s} | \boldsymbol{\theta}, \boldsymbol{\Sigma}] = \int_{\mathbf{X}, \mathbf{y}: \mathbf{t}(\mathbf{X}, \mathbf{y}) = \mathbf{s}} \Pr[\mathbf{X}, \mathbf{y} | \boldsymbol{\theta}, \boldsymbol{\Sigma}] \, d\mathbf{X} \, d\mathbf{y}$. However, this integral is in general intractable due to (possibly infinite) number of combinations of $\mathbf{X} \in \mathbb{R}^{N \times d}$, $\mathbf{y} \in \mathbb{R}^N$ that produce the sufficient statistic \mathbf{s} . As \mathbf{s} is a sum of individual sufficient statistics

$\mathbf{t}(\mathbf{x}_i, y_i)$, Bernstein and Sheldon (2019) proposed to approximate $\Pr[\mathbf{s} | \boldsymbol{\theta}, \boldsymbol{\Sigma}]$ as a multivariate normal distribution $\mathcal{N}(\mathbf{s} | N\boldsymbol{\mu}_s, N\boldsymbol{\Sigma}_s)$, according to the central limit theorem,¹ with mean $\boldsymbol{\mu}_s = \mathbb{E}[\mathbf{s}]$ and covariance $\boldsymbol{\Sigma}_s = \text{Cov}[\mathbf{s}]$.

2.4. Generalized linear models

Generalized linear models (GLMs, Nelder and Wedderburn, 1972) include some of the most commonly used statistical models. GLMs extend linear regression by allowing for the possibility of more general outcome distributions such as binary, count, and heavy-tailed observations, and using a linear model for the mean parameter of the outcome distribution.

Denoting the input $\mathbf{x} \in \mathbb{R}^d$ and unknown regression parameter $\boldsymbol{\theta} \in \mathbb{R}^d$, GLMs use a link function g to associate the linear model $\mathbf{x}^T \boldsymbol{\theta}$ to the mean of a response variable $y \in \mathbb{R}$ as $\mathbb{E}[y] = \mu = g^{-1}(\mathbf{x}^T \boldsymbol{\theta})$, where $g^{-1} : \mathbb{R} \rightarrow \mathbb{R}$ is the inverse link function. Typical examples of GLMs include logistic regression with binomial model for y and logistic link $g(\mu) = \log(\frac{\mu}{1-\mu})$, as well as Poisson regression with Poisson distribution for y , usually combined with the log-link $g(\mu) = \log(\mu)$.

GLMs do not generally admit finite sufficient statistics. Huggins et al. (2017) propose the PASS-GLM framework to develop polynomial approximations of degree m to GLMs that admit sufficient statistics. Sufficient statistics for such a polynomial approximation can be seen as summary statistics or approximate sufficient statistics for the original GLM.

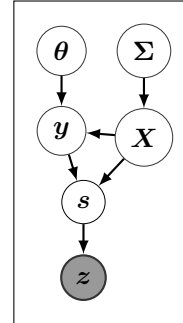


Figure 1. Differentially Private Bayesian GLM

3. Privacy-preserving Bayesian inference for GLMs

3.1. Model and problem formulation

We consider the usual centralised DP setting where a dataset $\mathcal{D} = \{\mathbf{X}, \mathbf{y}\} = \{\mathbf{x}_i, y_i\}_{i=1}^N$ is a multiset of N observations. Motivated by the PASS-GLM approach, we summarise the

¹The central limit theorem ensures the asymptotic accuracy of this approximation.

data using low-order moments of \mathbf{D} that are useful for inference of the particular GLM.

The data holder computes the summary statistics \mathbf{s} for \mathbf{D} and releases a perturbed version $\mathbf{z} = \mathbf{s} + \zeta = \sum_{i=1}^N \mathbf{t}(\mathbf{x}_i, y_i) + \zeta$ with noise ζ drawn from the analytic Gaussian mechanism defined in Section 2.1. The data holder also releases the details of the target GLM and DP mechanism. With access to \mathbf{z} and the noise mechanism, our goal is to design a noise-aware method for inferring the posterior distributions of the model parameters $\boldsymbol{\theta}$ and $\boldsymbol{\Sigma}$ for representative GLMs — logistic and Poisson regression.

3.2. Normal approximation of the summary statistics

Following Bernstein and Sheldon (2019), we model $\mathbf{x}_i \in \mathbb{R}^d$ as $\mathbf{x}_i \sim \mathcal{N}^d(\mathbf{0}, \boldsymbol{\Sigma})$, with an unknown covariance matrix $\boldsymbol{\Sigma} \in \mathbb{R}^{d \times d}$.

Recall that we approximate the distribution of the summary statistics $\Pr[\mathbf{s} \mid \boldsymbol{\theta}, \boldsymbol{\Sigma}]$ with a normal approximation $\Pr[\mathbf{s} \mid \boldsymbol{\theta}, \boldsymbol{\Sigma}] \approx \mathcal{N}(\mathbf{s} \mid N\boldsymbol{\mu}_s, N\boldsymbol{\Sigma}_s)$. Next we show how to obtain the mean and covariance of the summary statistics analytically under our model. Note that we could also estimate these moments numerically, which might be easier for certain models, but creates an extra computational cost.

Closed forms for the entries of $\boldsymbol{\mu}_s$ and $\boldsymbol{\Sigma}_s$ for logistic regression.

Assuming $y_i \in \{-1, 1\}$, the logistic regression model can be written as

$$\Pr[y_i \mid \mathbf{x}_i, \boldsymbol{\theta}] = \sigma(\mathbf{x}_i^T \boldsymbol{\theta})^{\frac{1+y_i}{2}} (1 - \sigma(\mathbf{x}_i^T \boldsymbol{\theta}))^{\frac{1-y_i}{2}}, \quad (4)$$

where $\sigma(x) = \frac{1}{1+\exp(-x)}$ denotes the sigmoid function. Motivated by the success of a second order PASS-GLM approximation for logistic regression, we use the same summary statistic, presented in Fig. 2. We begin our calculations by computing the a -th moment of y :

$$\begin{aligned} \mathbb{E}[y^a \mid \mathbf{x}] &= (-1)^a \left(\frac{\exp(\mathbf{x}^T \boldsymbol{\theta})}{1+\exp(\mathbf{x}^T \boldsymbol{\theta})} \right) + (1)^a \frac{1}{1+\exp(\mathbf{x}^T \boldsymbol{\theta})} \\ &= \begin{cases} 1, & \text{for even } a\text{'s} \\ \frac{1-\exp(\mathbf{x}^T \boldsymbol{\theta})}{1+\exp(\mathbf{x}^T \boldsymbol{\theta})}, & \text{for odd } a\text{'s}. \end{cases} \end{aligned} \quad (5)$$

The entries in $\boldsymbol{\mu}_s$ and $\boldsymbol{\Sigma}_s$ are indexed by the non-negative integer exponents a, b, c, d such that $a + b = m, c + d = m, m \leq 2$. Therefore, for all i, j th co-ordinates in \mathbf{x} , the corresponding entries in $\boldsymbol{\mu}_s$ and $\boldsymbol{\Sigma}_s$ can be populated using Equation 5 as below:

$$\begin{aligned} 1. \quad \mathbb{E}[x_i^a y^a x_j^b y^b] &= \mathbb{E}_{\mathbf{x}}[x_i^a x_j^b \mathbb{E}_{y \mid \mathbf{x}}[y^{a+b}]] \\ &= \begin{cases} \mathbb{E}_{\mathbf{x}}[x_i^a x_j^b], & \text{for even } a+b\text{'s} \\ \mathbb{E}_{\mathbf{x}}[x_i^a x_j^b \frac{1-\exp(\mathbf{x}^T \boldsymbol{\theta})}{1+\exp(\mathbf{x}^T \boldsymbol{\theta})}], & \text{for odd } a+b\text{'s} \end{cases} \end{aligned}$$

$$2. \quad \text{Cov}[x_i^a x_j^b y^{a+b}, x_k^c x_l^d y^{c+d}] = \mathbb{E}_{\mathbf{x}}[x_i^a x_j^b x_k^c x_l^d y^{a+b+c+d}] - \mathbb{E}[x_i^a x_j^b y^{a+b}] \mathbb{E}[x_k^c x_l^d y^{c+d}]$$

We can further simplify the covariance entries based on the parity of $a + b + c + d$.

(a) When both $a + b$ and $c + d$ are even.

$$\begin{aligned} &\text{Cov}[x_i^a x_j^b y^{a+b}, x_k^c x_l^d y^{c+d}] \\ &= \mathbb{E}_{\mathbf{x}}[x_i^a x_j^b x_k^c x_l^d] - \mathbb{E}_{\mathbf{x}}[x_i^a x_j^b] \mathbb{E}_{\mathbf{x}}[x_k^c x_l^d] \end{aligned}$$

(b) When both $a + b$ and $c + d$ are odd.

$$\begin{aligned} &\text{Cov}[x_i^a x_j^b y^{a+b}, x_k^c x_l^d y^{c+d}] \\ &= \mathbb{E}_{\mathbf{x}}[x_i^a x_j^b x_k^c x_l^d \left(\frac{1 - \exp(\mathbf{x}^T \boldsymbol{\theta})}{1 + \exp(\mathbf{x}^T \boldsymbol{\theta})} \right)] \\ &\quad - \mathbb{E}_{\mathbf{x}}[x_i^a x_j^b \left(\frac{1 - \exp(\mathbf{x}^T \boldsymbol{\theta})}{1 + \exp(\mathbf{x}^T \boldsymbol{\theta})} \right)] \\ &\quad \mathbb{E}_{\mathbf{x}}[x_k^c x_l^d \left(\frac{1 - \exp(\mathbf{x}^T \boldsymbol{\theta})}{1 + \exp(\mathbf{x}^T \boldsymbol{\theta})} \right)] \end{aligned}$$

(c) When $a + b$ is even and $c + d$ is odd.

$$\begin{aligned} &\text{Cov}[x_i^a x_j^b y^{a+b}, x_k^c x_l^d y^{c+d}] \\ &= \mathbb{E}_{\mathbf{x}}[x_i^a x_j^b x_k^c x_l^d \left(\frac{1 - \exp(\mathbf{x}^T \boldsymbol{\theta})}{1 + \exp(\mathbf{x}^T \boldsymbol{\theta})} \right)] \\ &\quad - \mathbb{E}_{\mathbf{x}}[x_i^a x_j^b] \mathbb{E}_{\mathbf{x}} \left[x_k^c x_l^d \left(\frac{1 - \exp(\mathbf{x}^T \boldsymbol{\theta})}{1 + \exp(\mathbf{x}^T \boldsymbol{\theta})} \right) \right] \end{aligned}$$

(d) Case $a + b$ is odd and $c + d$ is even follows identically from the previous case.

Taylor series expansion. The non-linear term $\frac{1-\exp(\mathbf{x}^T \boldsymbol{\theta})}{1+\exp(\mathbf{x}^T \boldsymbol{\theta})}$ makes the expectation in previous formulas intractable. We approximate this using a truncated Taylor series. The first two terms of the Taylor series approximation for $\frac{1-\exp(\mathbf{x}^T \boldsymbol{\theta})}{1+\exp(\mathbf{x}^T \boldsymbol{\theta})}$ are $-\frac{\mathbf{x}^T \boldsymbol{\theta}}{2} + \frac{(\mathbf{x}^T \boldsymbol{\theta})^3}{24}$. This approximation is reasonably accurate as long as $\mathbf{x}^T \boldsymbol{\theta} \in [-1, 1]$. We now approximate one of the expectations from the cases above:

$$\begin{aligned} &\mathbb{E}_{\mathbf{x}}[x_i^a x_j^b x_k^c x_l^d \left(\frac{1 - \exp(\mathbf{x}^T \boldsymbol{\theta})}{1 + \exp(\mathbf{x}^T \boldsymbol{\theta})} \right)] \\ &\approx \mathbb{E}_{\mathbf{x}}[x_i^a x_j^b x_k^c x_l^d \left[-\frac{\mathbf{x}^T \boldsymbol{\theta}}{2} + \frac{(\mathbf{x}^T \boldsymbol{\theta})^3}{24} \right]] \\ &= -\frac{\mathbb{E}_{\mathbf{x}}[x_i^a x_j^b x_k^c x_l^d (\mathbf{x}^T \boldsymbol{\theta})]}{2} + \frac{\mathbb{E}_{\mathbf{x}}[x_i^a x_j^b x_k^c x_l^d (\mathbf{x}^T \boldsymbol{\theta})^3]}{24} \\ &= \frac{-\sum_{n=1}^d \theta_n \mathbb{E}_{\mathbf{x}}[x_i^a x_j^b x_k^c x_l^d x_n]}{2} + \\ &\quad \frac{\sum_{\mathbf{e}: \sum_{o=1}^d e_o=3} \binom{d}{\mathbf{e}} (\prod_{n=1}^d \theta_n^{e_n}) (\mathbb{E}_{\mathbf{x}}[x_i^a x_j^b x_k^c x_l^d \prod_{n=1}^d x_n^{e_n}])}{24}. \end{aligned}$$

In the derivation above, the term $(\mathbf{x}^T \boldsymbol{\theta})^3$ is expanded using the multinomial theorem. We can approximate

$$\mathbf{t}(\mathbf{x}, y) = \left[1, x_1y, x_2y, x_3y, x_4y, x_1^2y^2, x_2^2y^2, x_3^2y^2, x_4^2y^2, x_1x_2y^2, x_1x_3y^2, x_1x_4y^2, x_2x_3y^2, x_2x_4y^2, x_3x_4y^2 \right]$$

Figure 2. An example of a second order (i.e. $m = 2$) approximate sufficient statistic $\mathbf{t}(\mathbf{x}, y)$ for logistic regression when $d = 4$.

$\mathbb{E}_{\mathbf{x}}[x_i^a x_j^b \left(\frac{1 - \exp(\mathbf{x}^T \boldsymbol{\theta})}{1 + \exp(\mathbf{x}^T \boldsymbol{\theta})} \right)]$ using similar calculations. The corresponding calculations for Poisson regression are found in the Supplement.

Evaluation of higher-order Gaussian moments. Now that our closed forms for the entries of $\boldsymbol{\mu}_s$ and $\boldsymbol{\Sigma}_s$ only include the sum of monomials, what remains is the actual evaluation of these Gaussian moments. We use the *Isserlis' theorem* (Wick, 1950) to compute these moments. This theorem presents even-degree moments of a zero-centered multivariate Gaussian variable as a sum of products of $\boldsymbol{\Sigma}$ entries.

Theorem 3.1. *Isserlis' theorem (Wick, 1950). Let $\mathbf{x} \sim \mathcal{N}^d(\mathbf{0}, \boldsymbol{\Sigma})$ be a d -dimensional random variable. Then*

$$\mathbb{E}[x_1, \dots, x_d] = \sum_{p \in P_d^2} \prod_{\{i,j\} \in p} \mathbb{E}[x_i x_j] = \sum_{p \in P_d^2} \prod_{\{i,j\} \in p} \Sigma_{ij},$$

where d is assumed to be an even number and P is the set of all possible ways of partitioning $\{1, \dots, d\}$ in to pairs $\{i, j\}$. For odd d 's, $\mathbb{E}[x_1, \dots, x_d] = 0$.

A few examples of moment's calculations using Isserlis' theorem are found in the Supplement.

Computational complexity for moment population. For a normal approximation of a second order summary statistics, we require moments of degree 2, 4, and 6 to populate $\frac{(d+1)^2(d+2)^2}{8} + \frac{(d+1)(d+2)}{2} \in \mathcal{O}\left(\frac{d^4}{8}\right)$ unique entries in $\boldsymbol{\mu}_s, \boldsymbol{\Sigma}_s$. Under a normal model for \mathbf{X} , these can all be computed from the covariance of \mathbf{X} .

Proposition 3.2. *To evaluate a moment with degree $2k$, Theorem 8.1 generates $\frac{(2k-1)!}{2^{k-1}(k-1)!}$ partitions (number of summands) each containing k entries.*

Applying Proposition 3.2, we calculate that for a single degree 2, 4 and 6 moment, we need to perform at-most 1, 6, and 45 unique multiplications. However, modern hardware can compute each moment in nearly a constant time with clever caching and indexing tricks. So a very loose upper bound on the order of operations performed in each iteration is $\mathcal{O}(d^4)$.

3.3. Satisfying DP

The last step in our model is to define $\Pr[z|s]$. In order to bound the global sensitivity, we assume that each input instance has a bounded L_2 -norm, i.e. $\|\mathbf{x}\|_2 \leq R$.

3.3.1. LOGISTIC REGRESSION

Sensitivity analysis. Recall that the approximate sufficient statistics for logistic regression contain both linear and quadratic terms. To this end, we define the functions $t_1 : \mathbb{R}^d \rightarrow \mathbb{R}^d$ and $t_2 : \mathbb{R}^d \rightarrow \mathbb{R}^{\binom{d+2}{2}}$ as

$$\begin{aligned} t_1(\mathbf{x}) &= \mathbf{x}, \\ t_2(\mathbf{x}) &= [x_1^2 \dots x_d^2 \quad \sqrt{2}x_1x_2 \dots \sqrt{2}x_{d-1}x_d]^T. \end{aligned} \quad (6)$$

Using this notation, the approximate sufficient statistics are given as $[1, yt_1(\mathbf{x}), y^2 t_2(\mathbf{x})]$, which due to $y \in \{-1, 1\}$ yields $\mathbf{t}(\mathbf{x}, y) = [1, yt_1(\mathbf{x}), t_2(\mathbf{x})]$. We consider a Gaussian mechanism where we release the linear and quadratic terms simultaneously. When compared to individual releases of $yt_1(\mathbf{x})$ and $t_2(\mathbf{x})$, this leads to a better utility.

Lemma 3.3. *Let t_1 and t_2 be defined as in (6) and let $\sigma_1, \sigma_2 > 0$. Consider the mechanism*

$$\mathcal{M}(\mathbf{x}) = \begin{bmatrix} yt_1(\mathbf{x}) \\ t_2(\mathbf{x}) \end{bmatrix} + \mathcal{N}\left(0, \begin{bmatrix} \sigma_1^2 I_d & 0 \\ 0 & \sigma_2^2 I_{d_2} \end{bmatrix}\right),$$

where $d_2 = \binom{d+2}{2}$. Assuming $\|\mathbf{x}\|_2 \leq R$, the tight (ϵ, δ) -DP for \mathcal{M} is obtained by considering a Gaussian mechanism with noise variance σ_1^2 and sensitivity

$$\Delta = \sqrt{\frac{\sigma_2^2}{2\sigma_1^2} + 2R^2 + 2\frac{\sigma_1^2}{\sigma_2^2} R^4}.$$

Proof. For the first order terms we have

$$\begin{aligned} \|yt_1(\mathbf{x}) - y't_1(\mathbf{x}')\|_2^2 &= \|y\mathbf{x}\|^2 + \|y'\mathbf{x}'\|^2 - 2\langle y\mathbf{x}, y'\mathbf{x}' \rangle \\ &= \|\mathbf{x}\|^2 + \|\mathbf{x}'\|^2 - 2yy'\langle \mathbf{x}, \mathbf{x}' \rangle \\ &\leq 2R^2 - yy'2\langle \mathbf{x}, \mathbf{x}' \rangle, \end{aligned} \quad (7)$$

and for the second order terms (see the Supplements)

$$\begin{aligned} \|t_2(\mathbf{x}) - t_2(\mathbf{x}')\|_2^2 &= \|\mathbf{x}\|^4 + \|\mathbf{x}'\|^4 - 2\langle \mathbf{x}, \mathbf{x}' \rangle^2 \\ &\leq 2R^4 - 2\langle \mathbf{x}, \mathbf{x}' \rangle^2. \end{aligned} \quad (8)$$

We have that

$$\begin{aligned} \mathcal{M}(\mathbf{x}) &\sim \begin{bmatrix} yt_1(\mathbf{x}) \\ t_2(\mathbf{x}) \end{bmatrix} + \mathcal{N}\left(0, \begin{bmatrix} \sigma_1^2 I_d & 0 \\ 0 & \sigma_2^2 I_{d_2} \end{bmatrix}\right) \\ &\sim \begin{bmatrix} I_d & 0 \\ 0 & \frac{\sigma_2}{\sigma_1} I_{d_2} \end{bmatrix} \left(\begin{bmatrix} yt_1(\mathbf{x}) \\ \frac{\sigma_1}{\sigma_2} t_2(\mathbf{x}) \end{bmatrix} + \mathcal{N}(0, \sigma_1^2) \right). \end{aligned}$$

Removing the constant scaling, we see that it is equivalent to consider the mechanism $\mathcal{M}(\mathbf{x}) = \begin{bmatrix} yt_1(\mathbf{x}) \\ \frac{\sigma_1}{\sigma_2} t_2(\mathbf{x}) \end{bmatrix} + \mathcal{N}(0, \sigma_1^2)$.

From (7) and (8) we see that for the sensitivity of the function $\begin{bmatrix} yt_1(\mathbf{x}) \\ \frac{\sigma_1}{\sigma_2} t_2(\mathbf{x}) \end{bmatrix}$ we have

$$\Delta \leq \sqrt{-2ct^2 - 2yy't + 2cR^4 + 2R^2},$$

where we denote $c = \frac{\sigma_1^2}{\sigma_2^2}$, $t = \langle \mathbf{x}, \mathbf{x}' \rangle$. The bound has its maximum at $t = -\frac{yy'}{2c}$, which leads to the claim. \square

Corollary 3.4. *In the special case $R = 1$ and $\sigma_1 = \sigma_2 = \sigma$, by Lemma 3.3, the optimal (ϵ, δ) is obtained by considering the Gaussian mechanism with noise variance σ^2 and sensitivity $\Delta = \sqrt{4\frac{1}{2}}$.*

The general case. When using a higher order polynomial (i.e. $m > 2$), each $t_m(\mathbf{x})$ has to include all monomials of the form

$$x_{i_1}^{k_1} \cdots x_{i_{m'}}^{k_{m'}}$$

for all combinations of positive integers $(k_1, \dots, k_{m'})$ such that $k_1 + \dots + k_{m'} = m$. Multiplying each monomial with the multinomial coefficient $\sqrt{\binom{m}{k_1, \dots, k_{m'}}}$ and assuming $t_m(\mathbf{x})$ contains the monomials of order m , we find that (see the Supplements)

$$\|t_m(\mathbf{x}) - t_m(\mathbf{x}')\|_2^2 = \|\mathbf{x}\|^{2m} + \|\mathbf{x}'\|^{2m} - 2\langle \mathbf{x}, \mathbf{x}' \rangle^m.$$

Finding the sensitivity upper bounds can then be carried out as in the case $m = 2$. For example, adding σ -noise to all terms, we need to bound the sensitivity of the function $[t_1(\mathbf{x})^T \dots t_m(\mathbf{x})^T]^T$ for which we have

$$\Delta^2 \leq \sum_{i=1}^m 2R^{2i} - 2\langle \mathbf{x}, \mathbf{x}' \rangle^i.$$

Maximum of the right hand side is found by minimising the polynomial $\sum_{i=1}^m t^i$. For example, for $m = 6$, we find that the upper bound is attained for $\langle \mathbf{x}, \mathbf{x}' \rangle \approx -0.67$ and then $\Delta \approx \sqrt{12.72}$.

3.3.2. POISSON REGRESSION

In case of Poisson regression, in addition to $t_1(\mathbf{x})$ and $t_2(\mathbf{x})$, sufficient statistics requires releasing $y \in \mathbb{N}^{\geq 0}$. Similarly to Lemma 3.3, we can show the following:

Lemma 3.5. *Let t_1 and t_2 be defined as in (6) and let $\sigma_1, \sigma_2, \sigma_3, \sigma_4 > 0$. Suppose $\|\mathbf{x}\|_2 \leq R_x$ and $y \leq R_y$. Consider the mechanism*

$$\mathcal{M}(\mathbf{x}) = \begin{bmatrix} t_1(\mathbf{x}) \\ t_2(\mathbf{x}) \\ yt_1(\mathbf{x}) \\ yt_2(\mathbf{x}) \end{bmatrix} + \mathcal{N}\left(0, \begin{bmatrix} \sigma_1^2 I_{d_1} & 0 & 0 & 0 \\ 0 & \sigma_2^2 I_{d_2} & 0 & 0 \\ 0 & 0 & \sigma_3^2 I_{d_1} & 0 \\ 0 & 0 & 0 & \sigma_4^2 I_{d_2} \end{bmatrix}\right).$$

Then, the tight (ϵ, δ) -DP for \mathcal{M} is obtained by considering a Gaussian mechanism with noise variance σ_1^2 and sensitivity

$$\Delta = \frac{2(c_2 + c_4)R_x^2 + c_3 + 1}{\sqrt{2(c_2 + c_4)}},$$

where $c_2 = \frac{\sigma_1^2}{\sigma_2^2}$, $c_3 = \frac{\sigma_1^2}{\sigma_3^2} R_y^2$ and $c_4 = \frac{\sigma_1^2}{\sigma_4^2} R_y^2$.

Corollary 3.6. *In the special case $R_x = 1$ and $\sigma_1 = \dots = \sigma_4 = \sigma$, the optimal (ϵ, δ) is obtained by considering the Gaussian mechanism with noise variance σ^2 and sensitivity $\Delta = \sqrt{4\frac{1}{2}(1 + R_y^2)}$.*

4. Experiments

In this Section we show experiments on logistic regression and leave experiments on Poisson regression to the Supplement.

4.1. Default settings and implementation

Throughout our experiments, we use the first two central moments of joint (\mathbf{X}, y) as the summary statistics. Both noise-aware and non-private baseline models for logistic regression are specified in Stan (Carpenter et al., 2017) using its Python interface. We use Stan's default *No-U-Turn* (Hoffman and Gelman, 2011) sampler, which is a variant of Hamiltonian Monte Carlo. We run 4 Markov chains in parallel and discard the first 50% burn-in samples. We fix $R = 1$ to use Corollary 3.4. The Gelman-Rubin convergence statistic (Brooks and Gelman, 1998) was consistently below 1.1 for all Stan experiments. For brevity we provide comparisons only for the θ 's in our figures.

Setting priors for model parameters θ and Σ . For the data covariance matrix Σ we gave a scaled LKJ (Lewandowski et al., 2009) prior. We scale a positive definite correlation matrix from the LKJ correlation distribution of shape $\eta = 2$ from both sides with a diagonal matrix with $\mathcal{N}(0, 2.5)$ distributed diagonal entries. The probabilistic model is:

$$\begin{aligned} \Omega &\sim \text{LKJ}(2), \quad \tau \sim \mathcal{N}(\mathbf{0}, 2.5 \cdot \mathbf{I}), \\ \Sigma &= \text{diag}(\tau) \Omega \text{diag}(\tau). \end{aligned}$$

In order to prevent the inference from sampling θ 's with large magnitudes, we gave the regression coefficients' orientation a uniform prior, and the squared norm a truncated Chi-square prior. We treat the upper-bound for the truncation as a hyper-parameter, which was set to 2 or 3 times the square of non-private θ 's norm. The exact probabilistic model is:

$$\begin{aligned} \mathbf{p} &\sim \mathcal{N}(\mathbf{0}, \mathbf{I}), \quad \rho \sim \chi^2(d) \\ \theta &= \sqrt{\max(\rho, s)} \frac{\mathbf{P}}{\|\mathbf{P}\|_2}. \end{aligned}$$

In reality, the upper bound s could be obtained in a DP way or its approximate value could be known from domain

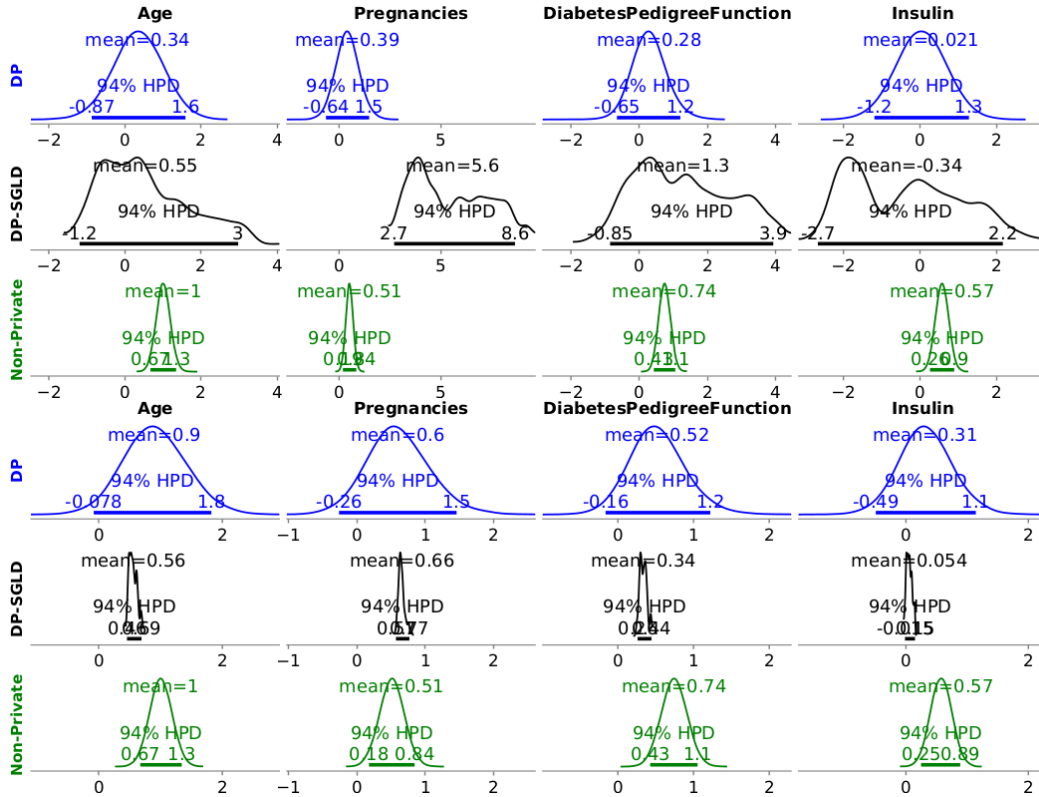


Figure 3. Comparison of differentially private posteriors from our model (blue) and DP-SGLD (black) with non-private posteriors for θ for the diabetes (Kahn, 1994) dataset ($N = 758$) for $\epsilon = 0.1$, $\delta = 10^{-5}$ (top) and $\epsilon = 0.3$, $\delta = 10^{-5}$ (bottom) after 10,000 iterations. The batch size and the learning rate chosen for DP-SGLD were 28 and 10^{-1} . The posteriors from DP-SGLD are more biased and either exhibit a much higher variance or fail to quantify the expected uncertainty.

expertise. The question of designing a better prior that does not require such truncation bound is left as a future exercise.

Private Baseline. We compare our method with a Python implementation of general-purpose DP posterior inference DP-SGLD (Wang et al., 2015; Li et al., 2019b), using the Fourier accountant (Koskela et al., 2020) for tight DP accounting. DP-SGLD perturbs the scaled gradients in each step and therefore the noise scales proportional to the number of iterations, whereas we only pay a small upfront privacy cost for perturbing the sum of sufficient statistics and enjoy posterior samples for free. We run DP-SGLD with batch-size \sqrt{N} (as suggested in (Abadi et al., 2016)) for 10,000 iterations and discard the first 6000 samples as burn-in.

4.2. Posterior recovery

We trained our logistic regression model on 8000 pre-processed random records from the adult dataset (Blake and Merz, 1998) with features age, workclass, education, marital-status, occupation, relationship, and gender to predict whether a person’s income exceeds 50K dollars. Fur-

thermore, we also train on abridged version of a much smaller pre-processed diabetes (Kahn, 1994) dataset with dimensions age, number of pregnancies, diabetes pedigree function, and insulin levels to predict whether a person has diabetes or not. Figures 3 and 4 illustrate the outcome of these experiments for DP parameters in a strong-privacy regime. We verify that for both datasets, private posteriors from our model are close to the non-private posteriors. The posteriors obtained from DP-SGLD are highly variable, ranging from highly biased to hugely underconfident to massively overconfident.

4.3. Varying privacy requirements

We now test the accuracy of our methods against a verity of privacy settings. Figure 5 compares the posterior empirical cumulative distribution functions (CDFs) of private and non-private θ ’s for a synthetic dataset with a randomly sampled positive definite non-identity co-variance matrix with true θ as $[-0.9, -0.5, 0.3]$. We see that the private and non-private CDFs are almost overlapping for $\epsilon > 0.1$. In the right-most column, we additionally plot the Kolmogorov-Smirnov scores (maximum absolute difference between two CDFs)

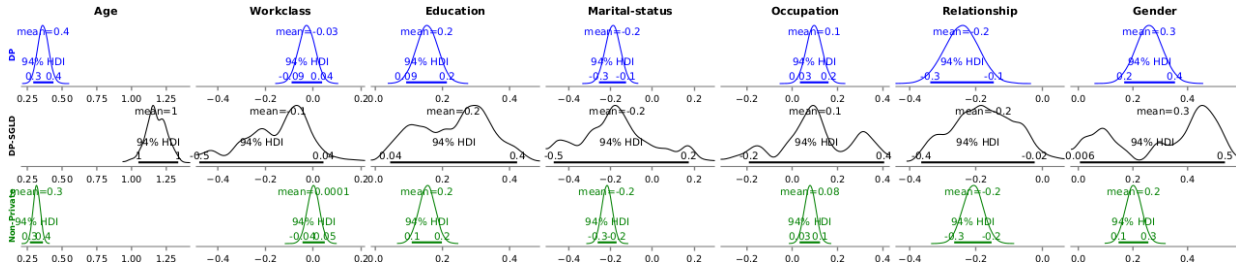


Figure 4. Comparison of differentially private posteriors from our model (DP) and DP-SGLD with non-private posteriors for θ for randomly sampled 8000 records in the adult dataset (Blake and Merz, 1998) for $\epsilon = 0.1, \delta = 10^{-5}$ after 10,000 iterations. The batch size and the learning rate chosen for DP-SGLD were 89 and 10^{-2} . DP-SGLD posteriors are biased and overestimate the uncertainty even at such large sample size.

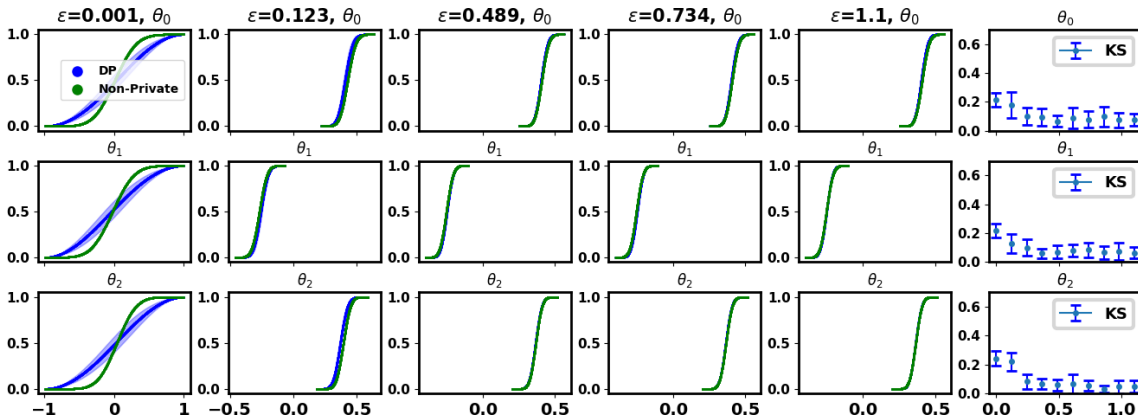


Figure 5. Comparison of differentially private and non-private empirical CDFs for θ 's posteriors for a synthetic dataset with $N = 1000$ after 30,000 iterations and 20 repetitions while fixing $\delta = 10^{-5}$ for various ϵ values. The right-most column shows the Kolmogorov-Smirnov scores between non-private and private empirical CDFs for various ϵ values.

for 10 equally spaced ϵ values in the range $[0.001, 1.1]$. Once again, we note a general non-increasing trend.

These results demonstrate that our model is accurate for datasets with small true θ 's for moderate to large sample sizes even when privacy requirements are strict.

5. Limitations

In additional internal experiments on synthetic datasets, we studied accuracy as a function of L_2 -norm of true θ , fixing other parameters, and found that the accuracy decreases sharply when $\|\theta\|_2 \geq 3$, when using the proposed approximations. We suspect this is due the truncation in the Taylor series, used to reduce the computational complexity. The bound on theta norm essentially means that the predicted probabilities can differ by at most a modest number of logistic units. While this may sound limiting, it may not be a serious issue for real datasets, where the signal is not very strong. With a proper prior, the model would most likely simply underfit in such cases. The implications on inference of the signs of the regression coefficients would also likely be limited.

6. Concluding Remarks

This work formulates a noise-aware model for GLMs for performing DP Bayesian inference and demonstrates its efficacy for datasets with regression coefficients of small magnitudes. Our method combines a normal approximation based on the central limit theorem with moment matching for perturbed low order data moments. We carry out a sensitivity analysis for the DP mechanisms which gives tight bounds and leads to high utility. This is also reflected in the experimental results on the logistic regression. Our sensitivity analysis also shows that we can increase utility by simultaneously releasing the linear and quadratic terms. Since computation of approximate sufficient statistics is a transformation of data, it seems possible to develop similar noise-aware models in distributed learning scenarios such as federated learning (Kairouz et al., 2019) and local differential privacy (Cormode et al., 2018).

7. Acknowledgement

This work was sponsored by the Academy of Finland; Grants 325573, 325572, 313124, 335516, and Flagship programme: Finnish Center for Artificial Intelligence, FCAI. We are grateful to the Aalto Science-IT project for their computational resources. We also wish to thank Daniel Sheldon for useful discussions and for the suggestion to use the PASS-GLM framework.

References

- Abadi, M., Chu, A., Goodfellow, I. J., McMahan, H. B., Mironov, I., Talwar, K., and Zhang, L. (2016). Deep learning with differential privacy. In Weippl, E. R., Katzenbeisser, S., Kruegel, C., Myers, A. C., and Halevi, S., editors, *Proceedings of the 2016 ACM SIGSAC Conference on Computer and Communications Security, Vienna, Austria, October 24-28, 2016*, pages 308–318. ACM.
- Balle, B. and Wang, Y. (2018). Improving the Gaussian mechanism for differential privacy: Analytical calibration and optimal denoising. In Dy, J. G. and Krause, A., editors, *Proceedings of the 35th International Conference on Machine Learning, ICML 2018, Stockholm, Sweden, July 10-15, 2018*, volume 80 of *Proceedings of Machine Learning Research*, pages 403–412. PMLR.
- Barrientos, A. F., Reiter, J. P., Machanavajjhala, A., and Chen, Y. (2019). Differentially private significance tests for regression coefficients. *Journal of Computational and Graphical Statistics*, 0(0):1–24.
- Bassily, R., Smith, A., and Thakurta, A. (2014). Differentially private empirical risk minimization: Efficient algorithms and tight error bounds.
- Bernstein, G. and Sheldon, D. R. (2018). Differentially private Bayesian inference for exponential families. In *Advances in Neural Information Processing Systems*, pages 2919–2929.
- Bernstein, G. and Sheldon, D. R. (2019). Differentially private Bayesian linear regression. In Wallach, H. M., Larochelle, H., Beygelzimer, A., d’Alché-Buc, F., Fox, E. B., and Garnett, R., editors, *Advances in Neural Information Processing Systems 32: Annual Conference on Neural Information Processing Systems 2019, NeurIPS 2019, 8-14 December 2019, Vancouver, BC, Canada*, pages 523–533.
- Blake, C. and Merz, C. (1998). UCI machine learning repository.
- Brooks, S. P. and Gelman, A. (1998). General methods for monitoring convergence of iterative simulations. *Journal of Computational and Graphical Statistics*, 7(4):434–455.
- Carpenter, B., Gelman, A., Hoffman, M., Lee, D., Goodrich, B., Betancourt, M., Brubaker, M., Guo, J., Li, P., and Riddell, A. (2017). Stan: A probabilistic programming language. *Journal of Statistical Software, Articles*, 76(1):1–32.
- Chaudhuri, K., Monteleoni, C., and Sarwate, A. D. (2009). Differentially private empirical risk minimization.
- Cormode, G., Jha, S., Kulkarni, T., Li, N., Srivastava, D., and Wang, T. (2018). Privacy at scale: Local differential privacy in practice. Tutorial at SIGMOD and KDD.
- Dimitrakakis, C., Nelson, B., Mitrokotsa, A., and Rubinstein, B. I. (2014). Robust and private Bayesian inference. In *International Conference on Algorithmic Learning Theory*, pages 291–305. Springer.
- Dwork, C., McSherry, F., Nissim, K., and Smith, A. D. (2006). Calibrating noise to sensitivity in private data analysis. In Halevi, S. and Rabin, T., editors, *Theory of Cryptography, Third Theory of Cryptography Conference, TCC 2006, New York, NY, USA, March 4-7, 2006, Proceedings*, volume 3876 of *Lecture Notes in Computer Science*, pages 265–284. Springer.
- Dwork, C. and Smith, A. D. (2010). Differential privacy for statistics: What we know and what we want to learn. *J. Priv. Confidentiality*, 1(2).
- Foulds, J., Geumlek, J., Welling, M., and Chaudhuri, K. (2016). On the theory and practice of privacy-preserving Bayesian data analysis. In *Proceedings of the Thirty-Second Conference on Uncertainty in Artificial Intelligence, UAI’16*, pages 192–201.
- Heikkilä, M. A., Jälkö, J., Dikmen, O., and Honkela, A. (2019). Differentially private Markov chain Monte Carlo. In Wallach, H. M., Larochelle, H., Beygelzimer, A., d’Alché-Buc, F., Fox, E. B., and Garnett, R., editors, *Advances in Neural Information Processing Systems 32: Annual Conference on Neural Information Processing Systems 2019, NeurIPS 2019, 8-14 December 2019, Vancouver, BC, Canada*, pages 4115–4125.
- Hoffman, M. D. and Gelman, A. (2011). The no-u-turn sampler: Adaptively setting path lengths in Hamiltonian Monte Carlo.
- Honkela, A., Das, M., Nieminen, A., Dikmen, O., and Kaski, S. (2018). Efficient differentially private learning improves drug sensitivity prediction. *Biology direct*, 13(1):1.
- Huggins, J. H., Adams, R. P., and Broderick, T. (2017). PASS-GLM: polynomial approximate sufficient statistics for scalable Bayesian GLM inference. In *Advances in Neural Information Processing Systems 30: Annual*

- Conference on Neural Information Processing Systems 2017, 4-9 December 2017, Long Beach, CA, USA*, pages 3611–3621.
- Iyengar, R., Near, J. P., Song, D., Thakkar, O., Thakurta, A., and Wang, L. (2019). Towards practical differentially private convex optimization. In *2019 IEEE Symposium on Security and Privacy (SP)*, pages 299–316.
- Jain, P. and Thakurta, A. G. (2014). (near) dimension independent risk bounds for differentially private learning. In *Proceedings of the 31th International Conference on Machine Learning, ICML 2014, Beijing, China, 21-26 June 2014*, volume 32 of *JMLR Workshop and Conference Proceedings*, pages 476–484. JMLR.org.
- Jälkö, J., Dikmen, O., and Honkela, A. (2017). Differentially private variational inference for non-conjugate models. In *Uncertainty in Artificial Intelligence 2017, Proceedings of the 33rd Conference (UAI)*.
- Kahn, M. (1994). UCI machine learning repository.
- Kairouz, P., McMahan, H. B., Avent, B., Bellet, A., Bennis, M., Bhagoji, A. N., Bonawitz, K., Charles, Z., Cormode, G., Cummings, R., D’Oliveira, R. G. L., Rouayheb, S. E., Evans, D., Gardner, J., Garrett, Z., Gascón, A., Ghazi, B., Gibbons, P. B., Gruteser, M., Harchaoui, Z., He, C., He, L., Huo, Z., Hutchinson, B., Hsu, J., Jaggi, M., Javidi, T., Joshi, G., Khodak, M., Konečný, J., Korolova, A., Koushanfar, F., Koyejo, S., Lepoint, T., Liu, Y., Mittal, P., Mohri, M., Nock, R., Özgür, A., Pagh, R., Raykova, M., Qi, H., Ramage, D., Raskar, R., Song, D., Song, W., Stich, S. U., Sun, Z., Suresh, A. T., Tramèr, F., Vepakomma, P., Wang, J., Xiong, L., Xu, Z., Yang, Q., Yu, F. X., Yu, H., and Zhao, S. (2019). Advances and open problems in federated learning.
- Kifer, D. and Machanavajjhala, A. (2011). No free lunch in data privacy. In *Proceedings of the 2011 ACM SIGMOD International Conference on Management of Data, SIGMOD ’11*, page 193–204, New York, NY, USA. Association for Computing Machinery.
- Kifer, D., Smith, A. D., and Thakurta, A. (2012). Private convex optimization for empirical risk minimization with applications to high-dimensional regression. In Mannor, S., Srebro, N., and Williamson, R. C., editors, *COLT 2012 - The 25th Annual Conference on Learning Theory, June 25-27, 2012, Edinburgh, Scotland*, volume 23 of *JMLR Proceedings*, pages 25.1–25.40. JMLR.org.
- Koskela, A., Jälkö, J., and Honkela, A. (2020). Computing tight differential privacy guarantees using FFT. In Chappa, S. and Calandra, R., editors, *The 23rd International Conference on Artificial Intelligence and Statistics, AISTATS 2020, 26-28 August 2020, Online [Palermo, Sicily, Italy]*, volume 108 of *Proceedings of Machine Learning Research*, pages 2560–2569. PMLR.
- Lewandowski, D., Kurowicka, D., and Joe, H. (2009). Generating random correlation matrices based on vines and extended onion method. *Journal of Multivariate Analysis*, 100(9):1989 – 2001.
- Li, B., Chen, C., Liu, H., and Carin, L. (2019a). On connecting stochastic gradient MCMC and differential privacy. In Chaudhuri, K. and Sugiyama, M., editors, *The 22nd International Conference on Artificial Intelligence and Statistics, AISTATS 2019, 16-18 April 2019, Naha, Okinawa, Japan*, volume 89 of *Proceedings of Machine Learning Research*, pages 557–566. PMLR.
- Li, B., Chen, C., Liu, H., and Carin, L. (2019b). On connecting stochastic gradient mcmc and differential privacy. In Chaudhuri, K. and Sugiyama, M., editors, *Proceedings of Machine Learning Research*, volume 89 of *Proceedings of Machine Learning Research*, pages 557–566. PMLR.
- McSherry, F. and Mironov, I. (2009). Differentially private recommender systems: Building privacy into the netflix prize contenders. In *Proceedings of the 15th ACM SIGKDD international conference on Knowledge discovery and data mining*, pages 627–636. ACM.
- Nelder, J. A. and Wedderburn, R. W. M. (1972). Generalized linear models. *Journal of the Royal Statistical Society. Series A (General)*, 135(3):370–384.
- Park, M., Foulds, J., Chaudhuri, K., and Welling, M. (2020). Variational Bayes in private settings (vips). *Journal of Artificial Intelligence Research*, 68:109–157.
- Pihur, V., Korolova, A., Liu, F., Sankuratripati, S., Yung, M., Huang, D., and Zeng, R. (2018). Differentially-private “draw and discard” machine learning. *CoRR*, abs/1807.04369.
- Sheffet, O. (2017). Differentially private ordinary least squares. In *Proceedings of the 34th International Conference on Machine Learning*.
- Smith, A. (2008). Efficient, differentially private point estimators.
- Vu, D. and Slavkovic, A. (2009). Differential privacy for clinical trial data: Preliminary evaluations. In *Data Mining Workshops, 2009. ICDMW’09. IEEE International Conference on*, pages 138–143. IEEE.
- Wang, D., Chen, C., and Xu, J. (2019a). Differentially private empirical risk minimization with non-convex loss functions. In *Proceedings of the 36th International Conference on Machine Learning, ICML 2019, 9-15 June*

2019, Long Beach, California, USA, volume 97 of *Proceedings of Machine Learning Research*, pages 6526–6535. PMLR.

Wang, D., Zhang, H., Gaboardi, M., and Xu, J. (2019b). Estimating smooth GLM in non-interactive local differential privacy model with public unlabeled data. *CoRR*, abs/1910.00482.

Wang, Y.-X. (2018). Revisiting differentially private linear regression: optimal and adaptive prediction & estimation in unbounded domain. In *Conference on Uncertainty in Artificial Intelligence (UAI)*.

Wang, Y.-X., Fienberg, S., and Smola, A. (2015). Privacy for free: Posterior sampling and stochastic gradient Monte Carlo. In *Proceedings of the 32nd International Conference on Machine Learning (ICML-15)*, pages 2493–2502.

Wick, G. C. (1950). The evaluation of the collision matrix. *Phys. Rev.*, 80:268–272.

Williams, O. and McSherry, F. (2010). Probabilistic inference and differential privacy. In *Advances in Neural Information Processing Systems*, pages 2451–2459.

Wu, X., Li, F., Kumar, A., Chaudhuri, K., Jha, S., and Naughton, J. F. (2017). Bolt-on differential privacy for scalable stochastic gradient descent-based analytics. In Salihoglu, S., Zhou, W., Chirkova, R., Yang, J., and Suciu, D., editors, *Proceedings of the 2017 ACM International Conference on Management of Data, SIGMOD Conference 2017, Chicago, IL, USA, May 14-19, 2017*, pages 1307–1322. ACM.

Yıldırım, S. and Ermiş, B. (2019). Exact MCMC with differentially private moves. *Statistics and Computing*, 29(5):947–963.

Zhang, J., Zhang, Z., Xiao, X., Yang, Y., and Winslett, M. (2012). Functional mechanism: regression analysis under differential privacy. *Proceedings of the VLDB Endowment*, 5(11):1364–1375.

Zhang, J., Zheng, K., Mou, W., and Wang, L. (2017). Efficient private ERM for smooth objectives.

Zhang, Z., Rubinstein, B. I. P., and Dimitrakakis, C. (2016). On the differential privacy of Bayesian inference. In *Proceedings of the Thirtieth AAAI Conference on Artificial Intelligence, February 12-17, 2016, Phoenix, Arizona, USA*, pages 2365–2371. AAAI Press.

8. Examples of moment calculation using Isserlis' Theorem

Theorem 8.1. *Isserlis' theorem (Wick, 1950). Let $\mathbf{x} \sim \mathcal{N}^d(\mathbf{0}, \Sigma)$ be a d -dimensional random variable.*

$$\mathbb{E}[x_1, \dots, x_d] = \sum_{p \in P_d^2} \prod_{\{i,j\} \in p} \mathbb{E}[x_i x_j] = \sum_{p \in P_d^2} \prod_{\{i,j\} \in p} \Sigma_{ij} \quad (9)$$

Where d is assumed to be an even number and P is the set of all possible ways of partitioning $\{1, \dots, d\}$ in to pairs $\{i, j\}$. For odd d 's, $\mathbb{E}[x_1, \dots, x_d] = 0$.

For example, two 4th order moments are computed using the Isserlis' theorem below.

$$\begin{aligned} \mathbb{E}[x_1^2 x_2^2] &= \mathbb{E}[x_1 x_1 x_2 x_2] \\ &= \Sigma_{11} \Sigma_{22} + \Sigma_{12} \Sigma_{12} + \Sigma_{12} \Sigma_{12} \\ &= \Sigma_{11} \Sigma_{22} + 2 \Sigma_{12} \Sigma_{12} \\ \mathbb{E}[x_1^2 x_2 x_3] &= \mathbb{E}[x_1 x_1 x_2 x_3] \\ &= \Sigma_{11} \Sigma_{23} + \Sigma_{12} \Sigma_{13} + \Sigma_{13} \Sigma_{12} \\ &= \Sigma_{11} \Sigma_{23} + 2 \Sigma_{12} \Sigma_{13} \end{aligned}$$

9. Poisson regression with softplus as the link function

s We use the softplus link function $\mu = \mathbb{E}[y|\mathbf{x}, \boldsymbol{\theta}] = \log(1 + \exp(\mathbf{x}^T \boldsymbol{\theta}))$. The probability mass function is given by

$$\Pr[y|\mathbf{x}, \boldsymbol{\theta}] = \frac{\mu^y \exp(-\mu)}{y!} = \frac{(\log(1 + \exp(\mathbf{x}^T \boldsymbol{\theta})))^y \exp(-\log(1 + \exp(\mathbf{x}^T \boldsymbol{\theta})))}{y!} \quad (10)$$

And the log-likelihood is given by

$$\log \left[\Pr[y|\mathbf{x}, \boldsymbol{\theta}] \right] \propto y \log(\log(1 + \exp(\mathbf{x}^T \boldsymbol{\theta}))) - \log(1 + \exp(\mathbf{x}^T \boldsymbol{\theta})) \quad (11)$$

Now we find the normal approximation to each term in equation 11.

9.1. $\log(1 + \exp(\mathbf{x}^T \boldsymbol{\theta}))$

The second part of the likelihood i.e. $\log(1 + \exp(\mathbf{x}^T \boldsymbol{\theta}))$ is non-linear and its approximate computation requires a m order polynomial expansion. The summary statistics are $\mathbf{t}(\mathbf{x}) = ([\mathbf{x}]^{\mathbf{k}})_{\mathbf{k}} \forall \mathbf{k} \in \mathbb{N}^d : \sum_j \mathbf{k}_j = m', m' \leq m$, where $[\mathbf{x}]^{\mathbf{k}} = \prod_{j=1}^d x_j^{\mathbf{k}_j}$. An example of a second order (i.e. $m = 2$) approximate summary statistic $\mathbf{t}(\mathbf{x})$ for logistic regression when $d = 4$ is given below.

$$\mathbf{t}(\mathbf{x}) = \left[1, x_1, x_2, x_3, x_4, x_1^2, x_2^2, x_3^2, x_4^2, x_1 x_2, x_1 x_3, x_1 x_4, x_2 x_3, x_2 x_4, x_3 x_4 \right] \quad (12)$$

The entries for $\boldsymbol{\mu}_s$ and $\boldsymbol{\Sigma}_s$ for the second part of the summand is given by the following.

1. $\mathbb{E}[x_i^a x_j^b] = \begin{cases} \mathbb{E}_{\mathbf{x}}[x_i^a x_j^b] & \text{for even a+b's} \\ 0 & \text{for odd a+b's} \end{cases}, a, b : a + b = m' \leq m$
2. $\text{Cov}[x_i^a x_j^b, x_k^c x_l^d] = \mathbb{E}_{\mathbf{x}}[x_i^a x_j^b x_k^c x_l^d] - \mathbb{E}[x_i^a x_j^b] \mathbb{E}[x_k^c x_l^d], a, b : a + b = m', c + d = m', m' \leq m.$

According to the Isserlis' theorem, only the even degree moments are non zero. Therefore we have the following cases.

$$\text{Cov}[x_i^a x_j^b, x_k^c x_l^d] = \begin{cases} \mathbb{E}_{\mathbf{x}}[x_i^a x_j^b x_k^c x_l^d] - \mathbb{E}[x_i^a x_j^b] \mathbb{E}[x_k^c x_l^d] & \text{a+b and c+d are even} \\ \mathbb{E}[x_i^a x_j^b x_k^c x_l^d] & \text{a+b and c+d are odd} \\ 0 & \text{a+b+c+d is odd} \end{cases}$$

9.2. $y \log(\log(1 + \exp(\mathbf{x}^T \boldsymbol{\theta})))$

The entries of $\mathbf{t}(\mathbf{x})$ for $\log(\log(1 + \exp(\mathbf{x}^T \boldsymbol{\theta})))$ are the same as those are for $\log(1 + \exp(\mathbf{x}^T \boldsymbol{\theta}))$. So let's compute the entries for $\boldsymbol{\mu}_s$ for $y\mathbf{t}(\mathbf{x})$.

$$\mathbb{E}_{\mathbf{x}}[\mathbf{t}(\mathbf{x})y] = \mathbb{E}_{\mathbf{x}}[x_i^a x_j^b \mathbb{E}_{y|\mathbf{x}}[y]] = \mathbb{E}_{\mathbf{x}}[x_i^a x_j^b \log(1 + \exp(\mathbf{x}^T \boldsymbol{\theta}))] \approx \mathbb{E}_{\mathbf{x}} \left[x_i^a x_j^b \left(\log(2) + \frac{\mathbf{x}^T \boldsymbol{\theta}}{2} + \frac{(\mathbf{x}^T \boldsymbol{\theta})^2}{8} - \frac{(\mathbf{x}^T \boldsymbol{\theta})^4}{192} \right) \right].$$

Here $\log(1 + \exp(\mathbf{x}^T \boldsymbol{\theta}))$ is approximated using the first four terms of the its Taylor expansion. Each monomial in the expansion of $(\mathbf{x}^T \boldsymbol{\theta})^p$, $p \in \mathbb{N}^{\geq 0}$ has degree p and we expand these monomials using the multinomial theorem. Once again after applying the Isserlis' theorem, we have the following cases.

$$\mathbb{E}[x_i^a x_j^b \log(1 + \exp(\mathbf{x}^T \boldsymbol{\theta}))] = \begin{cases} \mathbb{E}_{\mathbf{x}}[x_i^a x_j^b \left(\log(2) + \frac{(\mathbf{x}^T \boldsymbol{\theta})^2}{8} - \frac{(\mathbf{x}^T \boldsymbol{\theta})^4}{192} \right)] & \text{for even a+b's} \\ \mathbb{E}_{\mathbf{x}}[x_i^a x_j^b \left(\frac{\mathbf{x}^T \boldsymbol{\theta}}{2} \right)] & \text{for odd a+b's} \end{cases}, a, b : a + b = m' \leq m. \quad (13)$$

Similarly the terms of $\boldsymbol{\Sigma}_s$ for all $a, b : a + b = m' \leq m, c + d = m', m' \leq m$ are:

$$\begin{aligned} \text{Cov}[x_i^a x_j^b y, x_k^c x_l^d y] &= \mathbb{E}_{\mathbf{x}}[x_i^a x_j^b x_k^c x_l^d \mathbb{E}_{y|\mathbf{x}}[y^2]] - \mathbb{E}_{\mathbf{x}}[x_i^a x_j^b \mathbb{E}_{y|\mathbf{x}}[y]] \mathbb{E}_{\mathbf{x}}[x_k^c x_l^d \mathbb{E}_{y|\mathbf{x}}[y]] \\ &= \mathbb{E}_{\mathbf{x}}[x_i^a x_j^b x_k^c x_l^d \log^2(1 + \exp(\mathbf{x}^T \boldsymbol{\theta}))] - \mathbb{E}_{\mathbf{x}}[x_i^a x_j^b \log(1 + \exp(\mathbf{x}^T \boldsymbol{\theta}))] \mathbb{E}_{\mathbf{x}}[x_k^c x_l^d \log(1 + \exp(\mathbf{x}^T \boldsymbol{\theta}))]. \end{aligned}$$

The second part of this subtraction can be evaluated using Equation 13. Next, we evaluate $\mathbb{E}_{\mathbf{x}}[x_i^a x_j^b x_k^c x_l^d \log^2(1 + \exp(\mathbf{x}^T \boldsymbol{\theta}))]$. Using the Taylor series expansion,

$$\log^2(1 + \exp(\mathbf{x}^T \boldsymbol{\theta})) \approx \log^2(2) + (\mathbf{x}^T \boldsymbol{\theta}) \log(2) + \frac{(\mathbf{x}^T \boldsymbol{\theta})^2 (1 + \log(2))}{4} + \frac{(\mathbf{x}^T \boldsymbol{\theta})^3}{8}.$$

The surviving even degree moments that we evaluate are.

$$\mathbb{E}[x_i^a x_j^b x_k^c x_l^d \log^2(1 + \exp(\mathbf{x}^T \boldsymbol{\theta}))] = \begin{cases} \mathbb{E}_{\mathbf{x}} \left[x_i^a x_j^b x_k^c x_l^d \left(\log^2(2) + \frac{(\mathbf{x}^T \boldsymbol{\theta})^2 (1 + \log(2))}{4} \right) \right] & \text{for even a+b+c+d's} \\ \mathbb{E}_{\mathbf{x}} \left[x_i^a x_j^b x_k^c x_l^d \left((\mathbf{x}^T \boldsymbol{\theta}) \log(2) + \frac{(\mathbf{x}^T \boldsymbol{\theta})^3}{8} \right) \right] & \text{for odd a+b+c+d's} \end{cases}.$$

These expressions are further simplified using the multinomial theorem once again.

10. Sensitivity results

10.1. Individual sensitivities

Lemma 10.1. Consider two vectors $\mathbf{x}, \mathbf{x}' \in \mathbb{R}^d$ such that $\|\mathbf{x}\|_2 \leq R$ and $\|\mathbf{x}'\|_2 \leq R$. Then, an elementary analysis shows that

$$\begin{aligned} \|t_1(\mathbf{x}) - t_1(\mathbf{x}')\|_2 &\leq 2R, \\ \|t_2(\mathbf{x}) - t_2(\mathbf{x}')\|_2 &\leq \sqrt{2}R^2. \end{aligned}$$

When considering the Gaussian mechanism for releasing $t_1(\mathbf{x})$ or $t_2(\mathbf{x})$ such that element-wise Gaussian noises of variances $4R^2\sigma^2$ and $2R^4\sigma^2$ are added to $t_1(\mathbf{x})$ and $t_2(\mathbf{x})$, respectively, their (ϵ, δ) -analyses are equivalent to the analysis of Gaussian mechanism with sensitivity 1 and variance σ^2 . However, when releasing the linear and quadratic terms simultaneously, a better utility can be obtained. To this end, we need the following relations.

10.2. Second order terms

In the case of $m = 2$, we release the terms $(x_i^2, x_i x_j)$ with multipliers $(1, \sqrt{2})$. By rearranging, we have

$$\begin{aligned}
 \|t_2(x) - t_2(x')\|_2^2 &= \sum_{i=1}^d (x_i^2 - x_i'^2)^2 + 2 \sum_{i>j} (x_i x_j - x_i' x_j')^2 \\
 &= \sum_i x_i^4 + \sum_i x_i'^4 - 2 \sum_i x_i^2 x_i'^2 + 2 \sum_{i>j} x_i^2 x_j^2 + 2 \sum_{i>j} x_i'^2 x_j'^2 - 4 \sum_{i>j} x_i x_j x_i' x_j' \\
 &= \left(\sum_i x_i^4 + 2 \sum_{i>j} x_i^2 x_j^2 \right) + \left(\sum_i x_i'^4 + 2 \sum_{i>j} x_i'^2 x_j'^2 \right) - 2 \sum_i x_i^2 x_i'^2 - 4 \sum_{i>j} x_i x_j x_i' x_j' \\
 &= \left(\sum_i x_i^4 + \sum_{i \neq j} x_i^2 x_j^2 \right) + \left(\sum_i x_i'^4 + \sum_{i \neq j} x_i'^2 x_j'^2 \right) - 2 \sum_i x_i^2 x_i'^2 - 2 \sum_{i \neq j} x_i x_j x_i' x_j' \\
 &= \|x\|_2^4 + \|x'\|_2^4 - 2\langle x, x' \rangle^2.
 \end{aligned}$$

10.3. Third and fourth order terms

We first illustrate the general case with the cases $m = 3$ and $m = 4$. In the next section we describe the release mechanism and give its tight sensitivity for general m .

In the case of $m = 3$, we release all the distinct terms of the form

$$(x_i^3, x_i^2 x_j, x_i x_j x_k)$$

with the corresponding multipliers $(1, \sqrt{3}, \sqrt{3})$. By rearranging, we have

$$\begin{aligned}
 \|t_3(x) - t_3(x')\|_2^2 &= \sum_{i=1}^d (x_i^3 - x_i'^3)^2 + 3 \sum_{i \neq j} (x_i^2 x_j - x_i'^2 x_j')^2 + 3 \sum_{i>j>k} (x_i x_j x_k - x_i' x_j' x_k')^2 \\
 &= \sum_i x_i^6 + \sum_i x_i'^6 - 2 \sum_i x_i^3 x_i'^3 + 3 \sum_{i \neq j} x_i^4 x_j^2 + 3 \sum_{i \neq j} x_i'^4 x_j'^2 \\
 &\quad - 6 \sum_{i \neq j} x_i^2 x_j x_i'^2 x_j' + 3 \sum_{i>j>k} x_i^2 x_j^2 x_k^2 + 3 \sum_{i>j>k} x_i'^2 x_j'^2 x_k'^2 - 6 \sum_{i>j>k} x_i x_j x_k x_i' x_j' x_k' \\
 &= \left(\sum_i x_i^6 + 3 \sum_{i \neq j} x_i^4 x_j^2 + 3 \sum_{i>j>k} x_i^2 x_j^2 x_k^2 \right) + \left(\sum_i x_i'^6 + 3 \sum_{i \neq j} x_i'^4 x_j'^2 + 3 \sum_{i>j>k} x_i'^2 x_j'^2 x_k'^2 \right) \\
 &\quad - 2 \sum_i x_i^3 x_i'^3 - 6 \sum_{i \neq j} x_i^2 x_j x_i'^2 x_j' - 6 \sum_{i>j>k} x_i x_j x_k x_i' x_j' x_k' \\
 &= \|x\|_2^6 + \|x'\|_2^6 - 2\langle x, x' \rangle^3.
 \end{aligned}$$

In the case of $m = 4$, we release all the distinct terms of the forms

$$(x_i^4, x_i^3 x_j, x_i^2 x_j^2, x_i^2 x_j x_k, x_i x_j x_k x_\ell)$$

with the corresponding multipliers $(\sqrt{4}, \sqrt{6}, \sqrt{6}, \sqrt{4})$. By rearranging, we have

$$\begin{aligned}
 \|t_4(x) - t_4(x')\|_2^2 &= \sum_{i=1}^d (x_i^4 - x_i'^4)^2 + 4 \sum_{i \neq j} (x_i^3 x_j - x_i'^3 x_j')^2 + 6 \sum_{i > j} (x_i^2 x_j^2 - x_i'^2 x_j'^2)^2 \\
 &+ 6 \sum_{i \neq j, i \neq k, j \neq k} (x_i^2 x_j x_k - x_i'^2 x_j' x_k')^2 + 4 \sum_{i > j > k > \ell} (x_i x_j x_k x_\ell - x_i' x_j' x_k' x_\ell')^2 \\
 &= \left(\sum_i x_i^8 + \sum_i x_i'^8 - 2 \sum_i x_i^4 x_i'^4 \right) + \left(4 \sum_{i \neq j} x_i^6 x_j^2 + 4 \sum_{i \neq j} x_i'^6 x_j'^2 \right. \\
 &- 8 \sum_{i \neq j} x_i^3 x_j x_i'^3 x_j' \left. \right) + \left(6 \sum_{i > j} x_i^4 x_j^4 + 6 \sum_{i > j} x_i'^4 x_j'^4 - 12 \sum_{i > j} x_i^2 x_j^2 x_i'^2 x_j'^2 \right) \\
 &+ \left(6 \sum_{i \neq j, i \neq k, j \neq k} x_i^4 x_j^2 x_k^2 + 6 \sum_{i \neq j, i \neq k, j \neq k} x_i'^4 x_j'^2 x_k'^2 - 12 \sum_{i \neq j, i \neq k, j \neq k} x_i^2 x_j x_k x_i'^2 x_j' x_k' \right) \\
 &+ \left(4 \sum_{i > j > k > \ell} x_i^2 x_j^2 x_k^2 x_\ell^2 + 4 \sum_{i > j > k > \ell} x_i'^2 x_j'^2 x_k'^2 x_\ell'^2 - 8 \sum_{i > j > k > \ell} x_i x_j x_k x_\ell x_i' x_j' x_k' x_\ell' \right) \\
 &= \left(\sum_i x_i^8 + 4 \sum_{i \neq j} x_i^6 x_j^2 + 6 \sum_{i > j} x_i^4 x_j^4 + 4 \sum_{i > j > k > \ell} x_i^2 x_j^2 x_k^2 x_\ell^2 \right) + \\
 &+ \left(\sum_i x_i'^8 + 4 \sum_{i \neq j} x_i'^6 x_j'^2 + 6 \sum_{i > j} x_i'^4 x_j'^4 + 4 \sum_{i > j > k > \ell} x_i'^2 x_j'^2 x_k'^2 x_\ell'^2 \right) \\
 &- 2 \left(\sum_i x_i^4 x_i'^4 + 4 \sum_{i \neq j} x_i^3 x_j x_i'^3 x_j' + 6 \sum_{i \neq j, i \neq k, j \neq k} x_i^2 x_j x_k x_i'^2 x_j' x_k' \right. \\
 &+ 6 \sum_{i > j} x_i^2 x_j^2 x_i'^2 x_j'^2 + 4 \sum_{i > j > k > \ell} x_i x_j x_k x_\ell x_i' x_j' x_k' x_\ell' \left. \right) \\
 &= \|x\|_2^8 + \|x'\|_2^8 - 2\langle x, x' \rangle^4.
 \end{aligned}$$

10.4. General case

For a general m , if we release each distinct m th order term of the form

$$x_{i_1}^{k_1} \cdots x_{i_{m'}}^{k_{m'}},$$

where $\sum_i k_i = m$, $1 \leq m' \leq m$, multiplied with the multinomial factor $\sqrt{\binom{m}{k_1, \dots, k_{m'}}$, then the function $t_m(x)$ has the sensitivity

$$\|t_m(x) - t_m(x')\|_2^2 = \|x\|_2^{2m} + \|x'\|_2^{2m} - 2\langle x, x' \rangle^m.$$

This is shown similarly as above for $t_2(x)$, $t_3(x)$ and $t_4(x)$. Namely, we have

$$\begin{aligned}
 \|t_m(x) - t_m(x')\|_2^2 &= \sum_{k_1 + \dots + k_{m'} = m, 1 \leq m' \leq m} \sum_{i_1, \dots, i_{m'}} \binom{m}{k_1, \dots, k_{m'}} (x_{i_1}^{k_1} \cdots x_{i_{m'}}^{k_{m'}} - x_{i_1}'^{k_1} \cdots x_{i_{m'}}'^{k_{m'}})^2 \\
 &= \left(\sum_{k_1 + \dots + k_{m'} = m, 1 \leq m' \leq m} \sum_{i_1, \dots, i_{m'}} \binom{m}{k_1, \dots, k_{m'}} x_{i_1}^{2k_1} \cdots x_{i_{m'}}^{2k_{m'}} \right) \\
 &+ \left(\sum_{k_1 + \dots + k_{m'} = m, 1 \leq m' \leq m} \sum_{i_1, \dots, i_{m'}} \binom{m}{k_1, \dots, k_{m'}} x_{i_1}'^{2k_1} \cdots x_{i_{m'}}'^{2k_{m'}} \right) \\
 &- 2 \cdot \left(\sum_{k_1 + \dots + k_{m'} = m, 1 \leq m' \leq m} \sum_{i_1, \dots, i_{m'}} \binom{m}{k_1, \dots, k_{m'}} x_{i_1}^{k_1} x_{i_1}'^{k_1} \cdots x_{i_{m'}}^{k_{m'}} x_{i_{m'}}'^{k_{m'}} \right) \\
 &= \|x\|_2^{2m} + \|x'\|_2^{2m} - 2\langle x, x' \rangle^m,
 \end{aligned}$$

where $\sum_{k_1+\dots+k_{m'}=m, 1\leq m'\leq m}$ denotes a sum over all *combinations* of positive integers $(k_1, \dots, k_{m'})$ such that $k_1 + \dots + k_{m'} = m$ and

$$\sum_{i_1, \dots, i_{m'}} x_{i_1}^{k_1} \dots x_{i_{m'}}^{k_{m'}}$$

denotes a sum over all different monomials with $(k_1, \dots, k_{m'})$ as exponents.

10.5. Sensitivity for the Poisson regression

We next prove the sensitivity result for the Poisson regression given in the main text.

Lemma 10.2. *Let $\sigma_1, \sigma_2, \sigma_3, \sigma_4 > 0$. Suppose $\|\mathbf{x}\|_2 \leq R_x$ and $y \leq R_y$. Consider the mechanism*

$$\mathcal{M}(\mathbf{x}) = \begin{bmatrix} t_1(\mathbf{x}) \\ t_2(\mathbf{x}) \\ yt_1(\mathbf{x}) \\ yt_2(\mathbf{x}) \end{bmatrix} + \mathcal{N} \left(0, \begin{bmatrix} \sigma_1^2 I_d & 0 & 0 & 0 \\ 0 & \sigma_2^2 I_{d_2} & 0 & 0 \\ 0 & 0 & \sigma_3^2 I_{d_1} & 0 \\ 0 & 0 & 0 & \sigma_4^2 I_{d_2} \end{bmatrix} \right).$$

Then, the tight (ϵ, δ) -DP for \mathcal{M} is obtained by considering a Gaussian mechanism with noise variance σ_1^2 and sensitivity

$$\Delta = \frac{2(c_2 + c_4)R_x^2 + c_3 + 1}{\sqrt{2(c_2 + c_4)}},$$

where $c_2 = \frac{\sigma_2^2}{\sigma_1^2}$, $c_3 = \frac{\sigma_3^2}{\sigma_1^2} R_y^2$ and $c_4 = \frac{\sigma_4^2}{\sigma_1^2} R_y^2$.

Proof.

$$\begin{aligned} \mathcal{M}(\mathbf{x}) &\sim \begin{bmatrix} t_1(\mathbf{x}) \\ t_2(\mathbf{x}) \\ yt_1(\mathbf{x}) \\ yt_2(\mathbf{x}) \end{bmatrix} + \mathcal{N} \left(0, \begin{bmatrix} \sigma_1^2 I_d & 0 & 0 & 0 \\ 0 & \sigma_2^2 I_{d_2} & 0 & 0 \\ 0 & 0 & \sigma_3^2 I_{d_1} & 0 \\ 0 & 0 & 0 & \sigma_4^2 I_{d_2} \end{bmatrix} \right) \\ &\sim \begin{bmatrix} I_d & 0 & 0 & 0 \\ 0 & \frac{\sigma_2}{\sigma_1} I_{d_2} & 0 & 0 \\ 0 & 0 & \frac{\sigma_3}{\sigma_1} I_d & 0 \\ 0 & 0 & 0 & \frac{\sigma_4}{\sigma_1} I_{d_2} \end{bmatrix} \left(\begin{bmatrix} t_1(\mathbf{x}) \\ \frac{\sigma_2}{\sigma_1} t_2(\mathbf{x}) \\ \frac{\sigma_3}{\sigma_1} yt_1(\mathbf{x}) \\ \frac{\sigma_4}{\sigma_1} yt_2(\mathbf{x}) \end{bmatrix} + \mathcal{N}(0, \sigma_1^2 I) \right). \end{aligned}$$

Removing the constant scaling, we see that it is equivalent to consider the mechanism

$$\mathcal{M}(\mathbf{x}) = \begin{bmatrix} t_1(\mathbf{x}) \\ \frac{\sigma_2}{\sigma_1} t_2(\mathbf{x}) \\ \frac{\sigma_3}{\sigma_1} yt_1(\mathbf{x}) \\ \frac{\sigma_4}{\sigma_1} yt_2(\mathbf{x}) \end{bmatrix} + \mathcal{N}(0, \sigma_1^2 I).$$

Let $\mathbf{x}, \mathbf{x}' \in \mathbb{R}^d$ such that $\|\mathbf{x}\|_2 \leq R_x$ and $\|\mathbf{x}'\|_2 \leq R_x$. Define

$$F(\mathbf{x}) = \begin{bmatrix} t_1(\mathbf{x}) \\ \frac{\sigma_2}{\sigma_1} t_2(\mathbf{x}) \\ \frac{\sigma_3}{\sigma_1} yt_1(\mathbf{x}) \\ \frac{\sigma_4}{\sigma_1} yt_2(\mathbf{x}) \end{bmatrix}.$$

Since

$$\begin{aligned} \|t_1(\mathbf{x}) - t_1(\mathbf{x}')\|_2^2 &= \|\mathbf{x}\|^2 + \|\mathbf{x}'\|^2 - 2\langle \mathbf{x}, \mathbf{x}' \rangle \leq 2R_x^2 - 2\langle \mathbf{x}, \mathbf{x}' \rangle, \\ \|t_2(\mathbf{x}) - t_2(\mathbf{x}')\|_2^2 &= \|\mathbf{x}\|^4 + \|\mathbf{x}'\|^4 - 2\langle \mathbf{x}, \mathbf{x}' \rangle^2 \leq 2R_x^4 - 2\langle \mathbf{x}, \mathbf{x}' \rangle^2, \end{aligned}$$

we have that

$$\begin{aligned} \|F(\mathbf{x}) - F(\mathbf{x}')\|^2 &= \|t_1(\mathbf{x}) - t_1(\mathbf{x}')\|^2 + \frac{\sigma_2^2}{\sigma_1^2} \|t_2(\mathbf{x}) - t_2(\mathbf{x}')\|^2 + \frac{\sigma_3^2}{\sigma_1^2} \|yt_1(\mathbf{x}) - yt_1(\mathbf{x}')\|^2 + \frac{\sigma_4^2}{\sigma_1^2} \|yt_2(\mathbf{x}) - yt_2(\mathbf{x}')\|^2 \\ &\leq -2t + 2R_x^2 - 2c_2 t^2 + 2c_2 R_x^4 - 2c_3 t + 2c_3 R_x^2 - 2c_4 t^2 + 2c_4 R_x^4, \end{aligned}$$

where $c_2 = \frac{\sigma_1^2}{\sigma_2^2}$, $c_3 = \frac{\sigma_1^2}{\sigma_3^2} R_y^2$, $c_4 = \frac{\sigma_1^2}{\sigma_4^2} R_y^2$ and $t = \langle \mathbf{x}, \mathbf{x}' \rangle$. The right hand side of this inequality has its maximum at

$$t = -\frac{1 + c_3}{2(c_2 + c_4)}$$

which shows that

$$\|F(\mathbf{x}) - F(\mathbf{x}')\|^2 \leq \frac{(2(c_2 + c_4)R_x^2 + c_3 + 1)^2}{2(c_2 + c_4)}.$$

This gives sensitivity bound of the claim. \square

11. Preliminary experiments on Poisson regression

Implementation. We used Metropolis-Hastings algorithm to infer the model parameter posteriors for Poisson regression. We gave the regression coefficients θ_s a standard normal prior and the data covariance Σ_s an Inverse Wishart prior. As mentioned in the main draft, to the best of our knowledge, this is the first work that analyzes Poisson regression under DP constraints. Instead of employing the Isserlis theorem, we approximated the normal approximation parameters using MC integration. Specifying a more accurate, efficient, and scalable model for Poisson regression in sophisticated probabilistic programmings frameworks such as Stan is marked as a future exercise. We use synthetic data of 500 samples generated with $\theta = [0.3, -0.6, 0.8]$ and a valid non-identity co-variance matrix. We filter out $\|\mathbf{x}\|_2 > R_x = 1$. The proposal standard deviation for the MH sampler was set to 0.01. Our sampler runs for 50,000 iterations, out of which we discard the first 25,000 burn-in samples. We repeat each inference for 5 times.

Results. Figure 6 compares private and non-private empirical CDFs for θ 's for various ϵ values within range $[0.1, 1.1]$. The last plot shows the Kolmogorov-Smirnov scores between these CDFs for a few ϵ values in the same range. We note that the private CDFs tend to (partially) overlap on their non-private variants as ϵ increases. We suspect that the overlap is not as strong as it is in logistic regression due to a) more noise, which is a consequence of significantly more number of approximate sufficient statistics and larger range of y (already explained by Lemma 10.2), b) smaller sample size of 500 and smaller number of inference repeats causing more uncertainty.

We believe that it may be possible to improve these results with faster converging sampling algorithms and by designing better prior distributions. However, these preliminary explorations do demonstrate the merit of our model and tight sensitivity results.

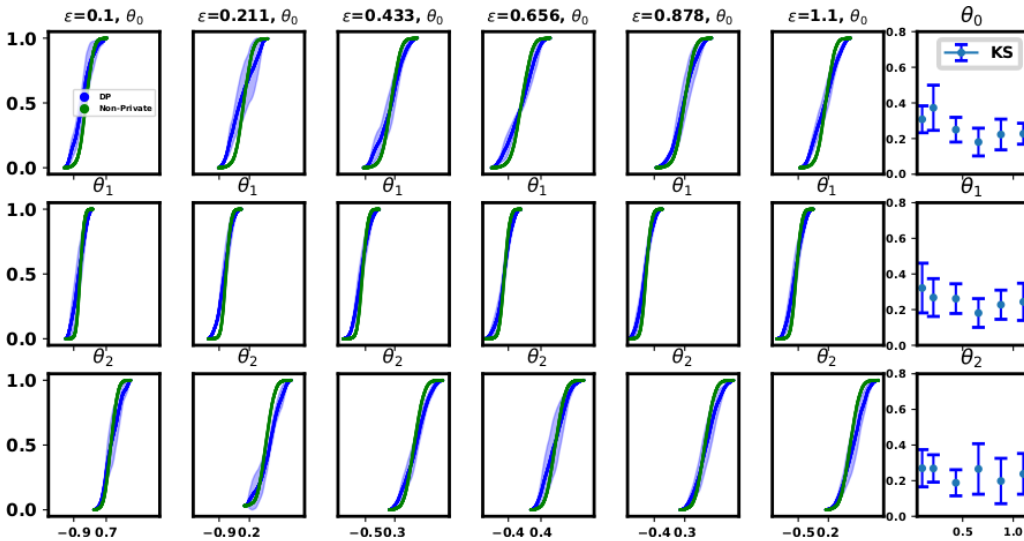


Figure 6. Comparison of differentially private and non-private empirical CDFs for θ 's posteriors for Poisson regression for various ϵ values. We use a synthetic dataset of $N = 500$ samples and $R_x = 1$, $R_y = 5$, $\delta = 10^{-5}$. The right-most column shows the Kolmogorov-Smirnov scores between non-private and private empirical CDFs for the same set of ϵ values.