

# Matching Drivers to Riders: A Two-stage Robust Approach

Omar El Housni

School of Operations Research and Information Engineering, Cornell Tech, New York, NY 10044, oe46@cornell.edu

Vineet Goyal

Industrial Engineering and Operations Research, Columbia University, New York, NY 10027, vg2277@columbia.edu

Oussama Hanguir

Industrial Engineering and Operations Research, Columbia University, New York, NY 10027, oh2204@columbia.edu

Clifford Stein

Industrial Engineering and Operations Research, Columbia University, New York, NY 10027, cs2035@columbia.edu

Matching demand (riders) to supply (drivers) efficiently is a fundamental problem for ride-sharing platforms who need to match the riders (almost) as soon as the request arrives with only partial knowledge about future ride requests. A myopic approach that computes an optimal matching for current requests ignoring future uncertainty can be highly sub-optimal. In this paper, we consider a two-stage robust optimization framework for this matching problem where future demand uncertainty is modeled using a set of demand scenarios (specified explicitly or implicitly). The goal is to match the current request to drivers (in the first stage) so that the cost of first stage matching and the worst case cost over all scenarios for the second stage matching is minimized. We show that the two-stage robust matching is NP-hard under various cost functions and present constant approximation algorithms for different settings of our two-stage problem. Furthermore, we test our algorithms on real-life taxi data from the city of Shenzhen and show that they substantially improve upon myopic solutions and reduce the maximum wait time of the second-stage riders by an average of 30% in our experimental results.

*Key words:* matching, robust optimization, approximation algorithms, ridesharing

## 1. Introduction

Matching demand (riders) with supply (drivers) is a fundamental problem for ride-hailing platforms such as Uber, Lyft and DiDi, who continually need to match drivers to current riders efficiently with only partial knowledge of future ride requests. A common approach in practice is batched matching: instead of matching each request sequentially as it arrives, aggregate the requests for a small amount of time (typically one to two minutes) and match all the requests to available drivers

A preliminary version of this paper appears in APPROX 2021

in one batch (Uber (2020), Lyft (2016) and Zhang et al. (2017)). However, computing this batch matching myopically without considering future requests can lead to a highly sub-optimal outcome for some subsequent riders. Motivated by this shortcoming, and by the possibility of using historical data to hedge against future uncertainty, we study a two-stage framework for the matching problem where the future demand uncertainty is modeled as a set of scenarios that are specified explicitly or implicitly. The goal is to compute a matching between the available drivers and current batch of riders such that the total worst-case cost of first stage and second stage matching is minimized. More specifically, we consider an adversarial model of uncertainty where the adversary observes the first stage matching of our algorithms and presents a worst-case scenario from the list of specified scenarios in the second stage. We primarily focus on the case where the first stage cost is the average weight of the first stage matching, and the second stage cost is the highest edge weight in the second stage matching. This is motivated by the goal of computing a low-cost first stage matching while also minimizing the waiting time for any ride in the worst-case scenario in the second stage. We also consider other metrics for the total cost and present related results.

Two-stage robust optimization is a popular model for hedging against uncertainty El Housni and Goyal (2017), Gupta et al. (2010). Several combinatorial optimization problems have been studied in this model, including Set Cover and Capacity Planning, Dhamdhere et al. (2005), Feige et al. (2007), Facility Location Baron et al. (2011) and Network flow Atamtürk and Zhang (2007). Two-stage matching problems with uncertainty, however, have not been studied extensively. They have been considered in the stochastic setting with uncertainty over the edges Katriel et al. (2008), Escoffier et al. (2010), or recently in adversarial and stochastic settings for maximizing supply efficiency or maximizing market efficiency in a two-stage matching Feng et al. (2023). Matuschke et al. Matuschke et al. (2018) considered a two-stage version of the uni-chromatic problem (where there is no distinction between servers and clients). Their model can be seen as online min-cost matching with recourse while our model focuses on the worst-case performance with respect to an uncertainty set. A more detailed discussion on related work is presented in Section 2.

In this paper, we contribute to the field of two-stage matching with a focus on a robust optimization approach, specifically addressing situations where an adversary is limited to selecting from a set of predefined scenarios for the second stage. Our work explores the challenges and solutions in scenarios constrained by robust optimization principles. We study the hardness of approximation of our two-stage problem under different cost functions and present constant approximation algorithms in several settings for both the implicit and explicit models of uncertainty. Furthermore, we test our algorithms on real-life taxi data from the city of Shenzhen and show that they significantly improve upon classical greedy solutions.

## 1.1. Results and Contributions

**Problem definition.** We consider the following *Two-stage Robust Matching Problem*. We are given a set of drivers  $D$ , a set of first stage riders  $R_1$ , a universe of potential second stage riders  $R_2$  and a set of second stage scenarios  $\mathcal{S} \subseteq P(R_2)$ <sup>1</sup>. We are given a metric distance  $d$  on  $V = R_1 \cup R_2 \cup D$ . The goal is to find a subset of drivers  $D_1 \subseteq D$  ( $|D_1| = |R_1|$ ) to match all the first stage riders  $R_1$  such that the sum of cost of first stage matching and worst-case cost of second stage matching (between  $D \setminus D_1$  and the riders in the second stage scenario) is minimized. More specifically,

$$\min_{D_1 \subseteq D} \left\{ cost_1(D_1, R_1) + \max_{S \in \mathcal{S}} cost_2(D \setminus D_1, S) \right\}.$$

The first stage decision is denoted  $D_1$  and its cost is  $cost_1(D_1, R_1)$ . Similarly,  $cost_2(D \setminus D_1, S)$  is the second stage cost for scenario  $S$ , and  $\max\{cost_2(D \setminus D_1, S) \mid S \in \mathcal{S}\}$  is the worst-case cost over all possible scenarios. Let  $|R_1| = m$ ,  $|R_2| = n$ . We denote the objective function for a feasible solution  $D_1$  by

$$f(D_1) = cost_1(D_1, R_1) + \max_{S \in \mathcal{S}} cost_2(D \setminus D_1, S).$$

We assume that there are sufficiently many drivers to satisfy both first and second stage demand. Given an optimal first-stage solution  $D_1^*$ , we denote

$$OPT_1 = cost_1(D_1^*, R_1), \quad OPT_2 = \max\{cost_2(D \setminus D_1^*, S) \mid S \in \mathcal{S}\}, \quad OPT = OPT_1 + OPT_2.$$

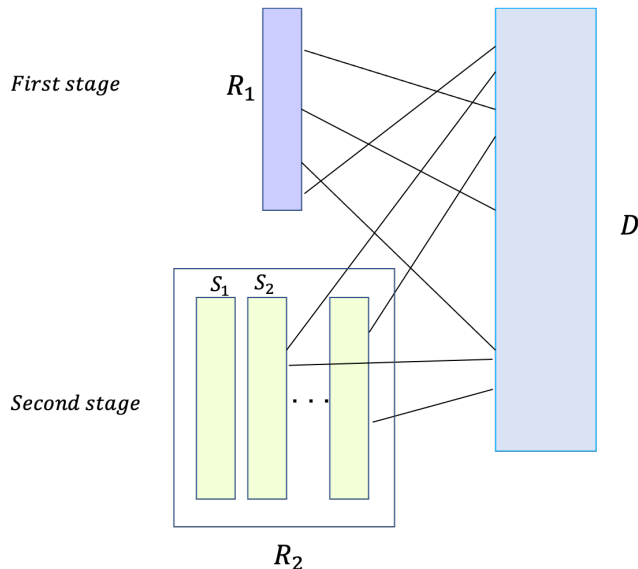
As we mention earlier, we primarily focus on the setting where the first stage cost is the average weight of matching between  $D_1$  and  $R_1$ , and the second stage cost is the bottleneck matching cost between  $D \setminus D_1$  and  $S$ .<sup>2</sup> We refer to this variant as the *Two-Stage Robust Matching Bottleneck Problem* (**TSRMB**). We also consider several other cost variants and present results in Section 8. Formally, let  $M_1$  be the minimum weight perfect matching between  $R_1$  and  $D_1$ , and given a scenario  $S$ , let  $M_2^S$  be the bottleneck matching between the scenario  $S$  and the available drivers  $D \setminus D_1$ , then the cost functions for the TSRMB are:

$$cost_1(D_1, R_1) = \frac{1}{m} \sum_{(i,j) \in M_1} d(i,j), \quad \text{and} \quad cost_2(D \setminus D_1, S) = \max_{(i,j) \in M_2^S} d(i,j).$$

The difference between the first and second stage metric is motivated by the fact that the platform has access to the current requests and can exactly compute the cost of matching these first stage requests. On the other hand, to ensure the robustness of the solution over the second stage uncertainty, we require for all second stage assignments to have low waiting times by accounting for the maximum wait time in every scenario. Note that we choose the first stage cost to be the

<sup>1</sup>  $\mathcal{P}(R_2)$  is the power set of  $R_2$ , the set of all subsets of  $R_2$ .

<sup>2</sup> The bottleneck matching problem is to find a maximum matching that minimizes the length of the longest edge.



**Figure 1** Bipartite graph of drivers and riders in our two-stage matching problem.

average matching weight instead of the total weight for homogeneity reasons, so that first and second stage costs have comparable magnitudes.

**Scenario model of uncertainty.** Two common approaches to model uncertainty in robust optimization problems are to either explicitly enumerate all the realizations of the uncertain parameters or to specify them implicitly by a set of constraints over the uncertain parameters. In this paper, we consider both models. In the *explicit model*, the uncertainty set is given by a list of scenarios:  $\mathcal{S} = \{S_1, \dots, S_p\}$ . In the *implicit model*, we consider a universe of second-stage riders, denoted as  $R_2$ . The uncertainty set in this model is defined by a set of constraints that must be satisfied by any scenario. Specifically, scenarios in the implicit model correspond to the extreme points of the polytope that represents the uncertainty set. A common model of uncertainty in this context is the budget of uncertainty set, where we are given a universe of second-stage riders,  $R_2$ , and any subset of size at most  $k$  can be considered a scenario. Thus, the set of scenarios is defined as:

$$\mathcal{S} = \{S \subseteq R_2 \mid |S| \leq k\}, \quad (1)$$

where  $k$  is a given parameter. Note that the total number of possible scenarios is exponential in  $k$ , but they are specified implicitly. This model is widely used in Robust Optimization literature, commonly referred to as the budget of uncertainty or cardinality constraint set [Bertsimas and Sim \(2004\)](#), [El Housni and Goyal \(2021\)](#). The parameter  $k$ , known as the budget parameter, provides the flexibility to adjust the level of conservatism in terms of the total demand. In particular,  $k$  can be interpreted as the total aggregated demand in the worst-case. In an adversarial model, any  $k$  riders from the given universe might materialize. This uncertainty set also captures elementary models in

robust optimization, such as box uncertainty ( $k = |R_2|$ ), where the worst-case scenario encompasses the entire universe, and simplex uncertainty ( $k = 1$ ), where scenarios are formed by individual vertices. A more general form of uncertainty modeling is the intersection of budgeted uncertainty sets El Housni and Goyal (2021), Bandi and Bertsimas (2012). In this approach, the universe of second-stage riders  $R_2$  is partitioned into several subsets, denoted as  $R_2 = R_{2,1} \cup R_{2,2} \cup \dots \cup R_{2,q}$ . A scenario may include at most  $k_i$  riders from subset  $R_{2,i}$ , where  $k_1, \dots, k_q$  are given parameters. Therefore, the uncertainty set in this case is described by:

$$\mathcal{S} = \{S \subseteq R_2 \mid |S \cap R_{2,i}| \leq k_i \forall i = 1, \dots, q\}. \quad (2)$$

**Hardness.** We show that TSRMB is NP-hard even for two scenarios and NP-hard to approximate within a factor better than 2 for three or more scenarios (see Theorem 1). For the case of implicit model of uncertainty, we show in Theorem 2 that under the budget of uncertainty set (1), TSRMB is NP-hard to approximate within a factor better than 3. In general, the number of scenarios in a budget of uncertainty set can be exponentially large, but even when the number of scenarios is small, specifically for  $k = 1$ , we show that TSRMB is NP-hard to approximate within a factor better than 2 (see Theorem 3). Given these hardness results, we focus on designing approximation algorithms for the TSRMB problem.

A natural candidate to address two-stage problems is the greedy approach that minimizes only the first stage cost without considering the uncertainty in the second stage. However, we show that this myopic approach can be bad, namely  $\Omega(m) \cdot OPT$ .

**Approximation algorithms.** We first consider the case of a small number of explicit scenarios. This model is motivated by the desire to use historical data from past riders as our list of explicit scenarios. Our main result in this case is a constant approximation algorithm for TSRMB with two scenarios (Theorem 4). We further generalize the ideas of this algorithm to show a constant approximation for TSRMB with a fixed number of scenarios (Theorem 5). Our approximation does not depend on the number of first stage riders or the size of scenarios but scales with the number of scenarios. In particular, in Theorem 4, we show an algorithm that yields a 5-approximation to the TSRMB problem with 2 scenarios. In Theorem 5, we show an algorithm that yields a  $O(p^{1.59})$ -approximation to the TSRMB with  $p$  explicit scenarios.

The main idea in our algorithms is to reduce the TSRMB problem with multiple scenarios to an instance with a single *representative scenario* while losing only a small factor. We then solve the single scenario instance (which can be done exactly in polynomial time) and recover a constant-factor approximation for our original problem. The challenge in constructing a single representative

scenario is to find the right trade-off between effectively capturing the demand of all second stage riders and keeping the cost of this scenario close to the optimal cost of the original instance.

For the implicit model of uncertainty, even though the problem can be described with a polynomial size input, the scenarios can be exponentially many, which makes even the evaluation of the total cost of a feasible solution challenging and not necessarily achievable in polynomial time. In fact, our proof of Theorem 2, establishes that computing the objective function for a given first stage solution is NP-hard and can not be approximated within a factor better than  $3 - \epsilon$  for any  $\epsilon > 0$  unless  $P=NP$ . Our analysis for the implicit model of uncertainty depends on the imbalance between supply and demand. In fact, when the number of drivers is very large compared to riders, the problem is less interesting in practice. However, the problem becomes interesting when the supply and demand are comparable. In this case, drivers might need to be shared between different scenarios. This leads us to define the notion of surplus  $\ell = |D| - |R_1| - k$ , where  $k$  is the maximum size of a second stage scenario. The surplus represents the maximum number of drivers that we can afford not to use in a solution.

We first consider the case where the surplus is zero in Section 5. Our result in this section holds for any model of uncertainty, either implicit or explicit. In Theorem 6, we show that if the surplus is equal to zero, (in this case all the drivers need to be used), using a scenario with the maximum size as a representative scenario and solving the single scenario instance gives a 3-approximation to TSRMB. Additionally, we prove in Theorem 7 that this approximation is tight by showing that, under an implicit model of uncertainty with zero surplus, it is NP-hard to achieve an approximation within a factor better than  $3 - \epsilon$  for any  $\epsilon > 0$ , unless  $NP=P$ .

The problem becomes significantly more challenging even with a small surplus. In Section 6, we consider the implicit model of uncertainty described by a budget of uncertainty set. We show that under a reasonable assumption on the size of scenarios, there is a constant approximation to the TSRMB in the regime when the surplus  $\ell$  is smaller than  $k$  (the maximum size of a scenario). Specifically, in Theorem 8, we show an algorithm that yields a 17-approximation to the TSRMB problem under a budget of uncertainty, when  $\ell < k$  and  $k \leq \sqrt{\frac{n}{2}}$ . This result is quite involved and requires several different new ideas and techniques to overcome the exponential number of scenarios. The algorithm in Theorem 8 finds a clustering of drivers and riders that yields a simplified instance of TSRMB which can be solved within a constant factor. We show that we can cluster the riders into a ball (riders close to each others) and a set of *outliers* (riders far from each others) and apply some of our ideas from the analysis of two scenario on these two sets. Finally, since the evaluation problem is challenging because of the exponentially many scenarios, our algorithm constructs a set of a polynomial number of proxy scenarios on which we can evaluate any feasible solution within a constant approximation.

We also address the case of arbitrary surplus if each scenario has only a single rider (i.e., a the uncertainty set is a budget of uncertainty with  $k = 1$ ). While this case has only polynomially many scenarios of size 1 each, it is still NP-hard to approximate within a factor better than 2 as shown earlier. We use different techniques to get a constant-factor approximation. We show in Theorem 9 an algorithm that yields a 15-approximation to the TSRMB with a budget of uncertainty in the case of  $k = 1$ . In particular, we establish a connection between our problem and  $q$ -supplier problem introduced by Hochbaum and Shmoys (1986). We then use an approximation to the  $q$ -supplier problem as a subroutine to design a constant approximation algorithm in this case.

We summarize our approximation guarantees and hardness results in Table 1. The first column of the table specifies the uncertainty model. The second column presents the guarantees of our approximation algorithms. The third column provides our hardness lower bounds. Note that for several models of uncertainty, the approximation guarantee is not tight, leaving open questions for further research to close the gap.

Model of Uncertainty	Approximation Guarantee	Lower Bound
1 scenario	Solvable in polynomial time	–
2 scenarios	5	NP-hard
p scenarios	$O(p^{1.59})$	$2 - \epsilon$
General model without surplus	3	$3 - \epsilon$
Budget of uncertainty with small surplus	17	$3 - \epsilon$
Budget of uncertainty with $k = 1$	15	$2 - \epsilon$

Table 1: Summary of our approximation guarantees and hardness lower bounds.

**Extensions and variants.** While the majority of the paper studies the TSRBM problem, we also initiate the study of several other cost functions for two-stage matching problems both for adversarial and stochastic second stage scenarios. In particular, we consider the Two-Stage Stochastic Matching Bottleneck (TSSMB), where the first stage cost is the average weight of the matching, and the second stage is the expectation of the bottleneck matching cost over all scenarios. We also consider the Two-Stage Robust Matching problem (TSRM), where the first and second stage costs correspond both to the total weight of the matchings. Finally, we consider the Two-Stage Robust Bottleneck Bottleneck problem (TSRBB), where the first and second stage costs both correspond to the bottleneck matching cost. We study the hardness of these variants, and make a first attempt to present approximation algorithms under specific settings.

Finally, we wish to emphasize that the TSRMB problem assumes knowledge of the uncertainty set  $\mathcal{S}$ . If we consider a model operating under complete adversarial conditions (i.e., without a predefined uncertainty set defining scenarios), the problem lacks a bounded approximation. In such scenarios, an adversary could select a second stage that significantly inflates the full cost. We have

included a thorough discussion in Appendix A, comparing our robust model to a fully adversarial model, and provided an illustrative example to elucidate this point.

**Experimental study.** We implement our algorithms and test them on real-life taxi data from the city of Shenzhen. The data was introduced by Cheng et al. (2019). Our experimental results show that our two-scenarios algorithm improves significantly upon the greedy algorithm both in and out of sample. Furthermore, the experiments show that while the second stage bottleneck of our algorithm is significantly less than the bottleneck of the greedy algorithm, the total weight of the matchings provided by the two algorithms are roughly similar. This implies that our algorithm reduces the maximal second stage wait time, without adding to the overall average wait time. For example, we show for the instances we consider in our experiments, that our two-scenarios algorithm reduces the maximum wait time of the second-stage riders by an average of 30%. See Section 7 for more details.

## 1.2. Outline

The paper is organized as follows. We review relevant literature in Section 2. In Section 3, we introduce some preliminary results on the hardness of TSRMB. We study the performance of the greedy approach and finally present a subroutine to solve the deterministic TSRMB with one scenario. In Section 4, we study TSRMB with explicit scenarios. In Section 5, we consider the case of implicit scenarios. Section 8 explores other variants of the two-stage robust matching problem with different cost functions. We present our numerical experiments on a set of real-life taxi data from the city of Shenzhen in Section 7.

## 2. Related Work

*Online bipartite matching.* Finding a maximum cardinality bipartite matching is one of the classical problems in algorithmic graph theory and combinatorial optimization as it arises naturally in several applications such as resource allocation, scheduling, and online advertising. The online version of this problem has received a considerable amount of attention over the years (see survey Mehta (2013)). In this setting, we are given a known set of *servers* while a set of *clients* arrive online and upon arrival, each client can be matched to a server irrevocably. The online matching problem was first studied by Karp et al. (1990) in the adversarial model where the graph is unknown; when a client arrives it reveals its incident edges. Karp et al. (1990) and Birnbaum and Mathieu (2008) proved that the simple randomized RANKING algorithm achieves  $(1 - 1/e)$  competitive ratio and this factor is the best possible performance. Since then, many online variants have been studied in great depth (see survey Mehta (2013)). This includes problems the study of problems like AdWords



by Buchbinder et al. (2007), Devanur and Hayes (2009) and Mehta et al. (2007), vertex-weighted matching by Aggarwal et al. (2011) and Devanur et al. (2013), edge-weighted matching by Haeupler et al. (2011) and Korula and Pál (2009), stochastic matching by Feldman et al. (2009), Manshadi et al. (2012), Mehta et al. (2014) and Feldman et al. (2016), random vertex arrival by Goel and Mehta (2008), Karande et al. (2011) and Jaillet and Lu (2014), and batch arrivals by Lee and Singla (2017), Zhang et al. (2017) and Feng and Niazadeh (2020).

*Online minimum weight matching.* In the *online bipartite metric matching problem*, servers and clients correspond to points from a metric space. Upon arrival, each client must be matched to a server irrevocably, at a cost equal to their distance. The objective is to find the minimum weight maximum cardinality matching. For general metric spaces, Khuller et al. (1994) and Kalyanasundaram and Pruhs (1993) proved that there is a tight bound of  $(2n - 1)$  on the competitiveness factor of deterministic online algorithms, where  $n$  is the number of servers. In the random arrival model, a natural question is whether randomization could help obtain an exponential improvement for general metric spaces. Meyerson et al. (2006) and Bansal et al. (2007) provided poly-logarithmic competitive randomized algorithms for the problem. Recently, Raghvendra (2016) presented a  $O(\log n)$ -competitive algorithm in the random arrival model.

*Two-stage stochastic combinatorial optimization.* Within two-stage stochastic optimization, matching has been studied under various models and different objectives. Kong and Schaefer (2006) introduce the stochastic two-stage maximum matching problem. They prove that the problem is NP-hard when the number of scenarios is an input of the problem and provide  $1/2$ -approximation algorithm. Escoffier et al. (2010) further study this problem, strengthen the hardness results, and slightly improve the approximation ratio. Katriel et al. (2008) study two stochastic minimum weight maximum matching problems in bipartite graphs. In their two variants, the uncertainty is respectively on the second stage cost of the edges and on the set of vertices to be matched. Feng and Niazadeh (2020) study  $K$ -stage variants of vertex weighted bipartite b-matching and AdWords problems, where online vertices arrive in  $K$  batches. More recently, Feng et al. (2021) initiate the study and present online competitive algorithms for vertex-weighted two-stage stochastic matching as well as two-stage joint matching and pricing with application to ride hailing Feng et al. (2023).

*Two-stage robust combinatorial optimization.* Within two-stage robust optimization, matchings have not been studied extensively. Matuschke et al. (2018) proposed a two-stage robust model for minimum weight matching with recourse. In the first stage, a perfect matching between  $2n$  given nodes must be selected; in the second stage  $2k$  new nodes are introduced. The goal is to produce  $\alpha$ -competitive matchings at the end of both stages, and such that the number of edges removed

from the first stage matching is at most  $\beta k$ . Our model for TSRMB is different in 3 main aspects: 1) In our model the second stage vertices come from an uncertainty set whereas in their model the only information given is the number of second stage vertices. 2) We do not allow any recourse and our first stage matching is irrevocable. 3) Our second stage cost is the bottleneck weight instead of the total weight. In general, a bottleneck optimization problem on a graph with edge costs is the problem of finding a subgraph of a certain kind that minimizes the maximum edge cost in the subgraph. The bottleneck objective contrasts with the more common objective of minimizing the sum of edge costs. Several Bottleneck problems have been considered, e.g. Shortest Path Problem by [Kaibel and Peinhardt \(2006\)](#) and [Bose et al. \(2004\)](#), Spanning Tree and Maximum Cardinality Matching by [Gabow and Tarjan \(1988\)](#), and TSP problems by [Garfinkel and Gilbert \(1978\)](#) (see [Hochbaum and Shmoys \(1986\)](#) for a compilation of graph bottleneck problems).

In terms of application, our work relates to the broader literature that focuses on developing optimization models and algorithms for ride-sharing applications. Notable references in this area include recent works [Bertsimas et al. \(2019\)](#), [Feng et al. \(2021\)](#), among others.

### 3. Preliminaries

In this section, we study the hardness of approximation for TSRMB. We also examine the challenges with the natural greedy approach for solving TSRMB. We finally present a subroutine to solve the single scenario case that we will use later on in our general algorithms.

#### 3.1. NP-hardness

We demonstrate that the TSRMB problem is NP-hard under both implicit and explicit models of uncertainty. In the explicit model, [Theorem 1](#) establishes the NP-hardness of TSRMB even for two scenarios. Furthermore, we prove that approximating TSRMB within a factor better than 2 is NP-hard for three scenarios.

In the implicit model of uncertainty, [Theorem 2](#) asserts the NP-hardness of approximating TSRMB within a factor better than 3. This result holds even when the uncertainty set is defined by the budget of uncertainty (1). It is important to note that the number of scenarios in a budget of uncertainty set, with a general parameter  $k$ , can be exponentially large. We also show in [Theorem 3](#) that, even for  $k = 1$  (where number of scenarios is polynomial), approximating TSRMB within a factor better than 2 is NP-hard. The proof of [Theorem 1](#) employs a reduction from the 3-Dimensional Matching Problem. The proof of [Theorem 2](#) uses a reduction from the Clique Problem. The proof of [Theorem 3](#) uses a reduction from the Set Cover Problem. Detailed proofs of these theorems are provided in [Appendix B](#).

Note that in the explicit model with a polynomial number of scenarios, it is clear that the problem is in NP. However, in the implicit model, even though the problem can be described with a polynomial size input, there could be exponentially many scenarios and, in general, we cannot compute the total cost function in polynomial time. In fact, the proof of Theorem 2, establishes that computing the objective function for a given first stage solution is NP-hard and can not be approximated within a factor better than 3 unless  $P=NP$ .

**THEOREM 1.** *In the explicit model of uncertainty, TSRMB is NP-hard even when the number of scenarios is equal to 2. Furthermore, when the number of scenarios is  $\geq 3$ , there is no  $(2 - \epsilon)$ -approximation algorithm for any fixed  $\epsilon > 0$ , unless  $P = NP$ .*

**THEOREM 2.** *In the implicit model of uncertainty, under the budget of uncertainty set (1), there is no  $(3 - \epsilon)$ -approximation algorithm for TSRMB for any fixed  $\epsilon > 0$ , unless  $P = NP$ .*

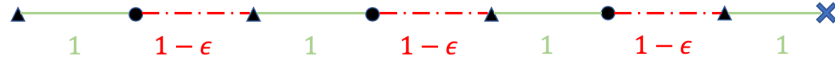
**THEOREM 3.** *In the implicit model of uncertainty, under the budget of uncertainty set (1) even when  $k = 1$ , there is no  $(2 - \epsilon)$ -approximation algorithm for TSRMB for any fixed  $\epsilon > 0$ , unless  $P = NP$ .*

### 3.2. Greedy Approach

A natural greedy approach is to choose the optimal matching for the first stage riders  $R_1$  without considering the uncertainty in second stage in any way. We show via a counterexample that this greedy approach could lead to a bad solution for TSRMB with a total cost that scales linearly with  $m$  (cardinality of  $R_1$ ) while  $OPT$  is a constant, even when there is only one scenario.

**Counterexample.** Consider the line example depicted in Figure 2, where we have  $m$  first stage riders and  $m + 1$  drivers that alternate on a line with distances 1 and  $1 - \epsilon$ . There is only one second stage rider at the right endpoint of the line. A greedy matching would minimize the first stage cost by matching the first stage riders using the dashed edges, with an average weight of  $1 - \epsilon$ . When the second stage scenario is revealed, the rider can only be matched with the farthest driver for a cost of  $1 + (2 - \epsilon)m$ . Therefore the total cost of the greedy approach is  $(2 - \epsilon)(m + 1)$ , while the optimal cost is clearly equal to 2. This example shows that the cost of the greedy algorithm for TSRMB could be far away from the optimal cost with an approximation ratio that scales with the dimension of the problem. The same observation generalizes to any number of scenarios by simply duplicating the second stage rider. Therefore any attempt to have a good approximation to the TSRMB needs to consider the second stage riders. In particular, we have the following lemma.

**LEMMA 1.** *The cost of the Greedy algorithm can be  $\Omega(m) \cdot OPT$ .*



**Figure 2** Example instance on the line. Riders in first stage are depicted by black dots and drivers are indicated as black triangles. The second stage rider is depicted as a blue cross. First and second stage optimum are depicted by solid green edges.

### 3.3. Trade-off between the First and Second Stages

Another natural question in the context of our two-stage model is the necessary trade-off between the two stages. In particular, consider the single-stage matching problem that ignores the second stage; i.e., the goal is to match the riders  $R_1$  with drivers from  $D$  with the minimum cost. The problem is given by

$$\min_{D_1 \subset D} \{\text{cost}_1(D_1, R_1)\}. \quad (3)$$

The question is whether there exists an approximately optimal solution for Problem (3) that is also approximately optimal for our two-stage robust matching problem. We show that the answer to this question is negative by presenting an instance where there exists no solution  $D_1$  that is near-optimal for both problems. Any near-optimal solution for the single-stage problem, i.e., within a constant factor from the optimal one, can be arbitrarily bad for the two-stage model. In particular, first-stage optimality has to be sacrificed entirely in order to get a robust near-optimal solution for the two-stage model in the worst case. Consider the following example, which is a simple modification of the previous example in Figure 2.

**Example.** Consider the line example depicted in Figure 3, where we have  $m$  first-stage riders and  $m+1$  drivers that alternate on a line with distances 1 and  $\epsilon$ . There is only one second-stage rider at the right endpoint of the line. An optimal solution for the single-stage Problem 3 would minimize the cost by matching the first-stage riders using the dashed edges, each dashed edge has weight  $\epsilon$ , so the average weight is  $\epsilon$ . Therefore, the optimal objective value of (3) is equal to  $\epsilon$ . Note that any other feasible solution for (3) needs to use at least one solid green edge, and therefore one of the edges has a weight of at least 1, resulting in an average weight in this matching of at least  $1/m$ . By choosing  $\epsilon$  arbitrarily small, the gap between the objective value of any feasible solution and the optimal solution for (3) can be arbitrarily bad. It is sufficient to choose  $\epsilon = 1/m^2$ ; in that case, the gap is  $\Omega(m)$ . Hence, in this example there is no-near optimal solution within a constant factor from the optimal one. Note that using the optimal solution of (3) as the first-stage solution in the two-stage model, the second-stage rider can only be matched with the farthest driver for a cost of  $1 + (1 + \epsilon)m$ . Therefore, the total cost is  $(1 + \epsilon)(m + 1)$ , while the optimal cost is clearly equal to 2. We conclude through this example that an optimal solution for the single first-stage

problem can be arbitrarily bad for the two-stage robust problem, and in order to get an optimal or even-near optimal solution for the the two-stage model, the entirety first stage optimality has to be sacrificed.



**Figure 3** Example instance on the line. Riders in the first stage are depicted by black dots, and drivers are indicated as black triangles. The second-stage rider is depicted as a blue cross. First and second-stage optima are depicted by solid green edges.

### 3.4. Single Scenario

The *deterministic* version of the TSRMB problem, i.e., when there is only a single scenario in the second stage, can be solved exactly in polynomial time. This is a simple preliminary result which we need for the general case. Denote  $S$  a single second stage scenario. The instance  $(R_1, S, D)$  of TSRMB is then simply given by

$$\min_{D_1 \subset D} \left\{ cost_1(D_1, R_1) + cost_2(D \setminus D_1, S) \right\}.$$

Since the second stage problem is a bottleneck problem, the value of the optimal second stage cost  $w$  is one of the edge weights between  $D$  and  $S$ . We iterate over all possible values of  $w$  (at most  $|S| \cdot |D|$  values), delete all edges between  $R_2$  and  $D$  with weights strictly higher than  $w$  and set the weight of the remaining edges between  $S$  and  $D$  to zero. This reduces the problem to finding a minimum weight maximum cardinality matching. Below, are presented the details of our algorithm. We refer to it as *TSRMB-1-Scenario* (or Algorithm 1) in the rest of this paper.

We define the bottleneck graph of  $w$  to be  $BOTTLENECKG(w) = (R_1 \cup S \cup D, E_1 \cup E_2)$  where  $E_2 = \{(i, j) \in D \times S, d(i, j) \leq w\}$  and  $E_1 = \{(i, j) \in D \times R_1\}$ . Furthermore, we assume that there are  $q$  edges  $\{e_1, \dots, e_q\}$  between  $S$  and  $D$  with weights  $w_1 \leq w_2 \leq \dots \leq w_q$ .

Note that when  $D_1^i = \emptyset$ , we adopt the convention that  $cost_1(D_1^i, R_1) = \infty$ . So, the argmin in the last step of Algorithm 1 is only taken over values of  $i$  for which  $D_1^i \neq \emptyset$ .

**LEMMA 2.** *TSRMB-1-Scenario (Algorithm 1) provides an exact solution to TSRMB with a single scenario.*

*Proof.* Let  $OPT_1$  and  $OPT_2$  be the first and second stage cost of an optimal solution, and  $i \in \{1, \dots, q\}$  such that  $w_i = OPT_2$ . In this case,  $G_i$  contains all the edges of this optimal solution. By setting all the edges in  $E_2$  to 0, we are able to compute a minimum weight maximum cardinality

---

**Algorithm 1:** TSRMB-1-Scenario( $R_1, S, D$ )

---

**Input:** First stage riders  $R_1$ , scenario  $S$  and drivers  $D$ .**Output:** First stage decision  $D_1$ .

```

1: for  $i \in \{1, \dots, q\}$  do
2:    $G_i := \text{BOTTLENECKG}(w_i)$ .
3:   Set all weights between  $D$  and  $S$  in  $G_i$  to be 0.
4:    $M_i :=$  minimum weight maximum cardinality matching on  $G_i$ .
5:   if  $R_1 \cup S$  is not completely matched in  $M_i$  then
6:      $D_1^i := \emptyset$ 
7:   else
8:      $D_1^i :=$  first stage drivers in  $M_i$ .
9:   end if
10: end for
11: return  $D_1 = \arg \min_{D_1^i: 1 \leq i \leq q} \{ \text{cost}_1(D_1^i, R_1) + \text{cost}_2(D \setminus D_1^i, S) \}$ .

```

---

matching between  $R_1 \cup S$  and  $D$  that matches both  $R_1$  and  $S$  and minimizes the weight of the edges matching  $R_1$ . The first stage cost of this matching is at most  $OPT_1$ , the second stage cost is clearly at most  $OPT_2$  because we only allowed edges with weight at most  $OPT_2$  in  $G_i$ .  $\square$

## 4. Explicit Scenarios

In this section, we consider TSRMB under the explicit model of uncertainty where we have an explicit list of scenarios for the second-stage and we optimize over the worst case scenario realization. We first present a constant factor approximation for TSRMB for the case of two scenarios. We then extend our result to the case of any fixed number of scenarios. However, the approximation factor scales with the number of scenarios  $p$  as  $O(p^{1.59})$ . The idea of our algorithm is to reduce the instance of TSRMB with  $p$  scenarios to an instance with only a single representative scenario by losing a small factor and then use Algorithm 1 to solve the single scenario instance. To illustrate the core ideas of our algorithm, we focus on the case of two scenarios first and then extend it to a constant number of scenarios.

### 4.1. Two scenarios

Consider two scenarios  $\mathcal{S} = \{S_1, S_2\}$ . First, we can assume without loss of generality that we know the exact value of  $OPT_2$  which corresponds to one of the edges connecting second stage riders  $R_2$  to drivers  $D$  (we can iterate over all the weights of second stage edges). We construct a representative

scenario that serves as a proxy for  $S_1$  and  $S_2$  as follows. In the second stage, if a pair of riders  $i \in S_1$  and  $j \in S_2$  are served by the same driver in the optimal solution, then they should be close to each other. Therefore, we can consider a single representative rider for each such pair. While it is not easy to guess all such pairs, we can approximately compute the representative riders by solving a maximum matching on  $S_1 \cup S_2$  with edges at most  $2OPT_2$ . More formally, let  $G_I$  be the induced bipartite subgraph of  $G$  on  $S_1 \cup S_2$  containing only edges between  $S_1$  and  $S_2$  with weight less than or equal to  $2OPT_2$ . We compute a maximum cardinality matching  $M$  between  $S_1$  and  $S_2$  in  $G_I$ , and construct a representative scenario containing  $S_1$  as well as the unmatched riders of  $S_2$ . We solve the single scenario problem on this representative scenario using Algorithm 1 and return its optimal first stage solution. We show in Theorem 4 that this solution leads to 5-approximation for our problem. Our algorithm is described below.

---

**Algorithm 2:** Two explicit scenarios.

---

**Input:** First stage riders  $R_1$ , two scenarios  $S_1$  and  $S_2$ , drivers  $D$  and value of  $OPT_2$ .

**Output:** First stage decision  $D_1$ .

- 1: Let  $G_I$  be the induced subgraph of  $G$  on  $S_1 \cup S_2$  with only the edges between  $S_1$  and  $S_2$  of weights at most  $2OPT_2$ .
  - 2: Set  $M :=$  maximum cardinality matching between  $S_1$  and  $S_2$  in  $G_I$ .
  - 3: Set  $S_2^{Match} := \{r \in S_2 \mid \exists s \in S_1 \text{ s.t. } (s, r) \in M\}$  and  $S_2^{Unmatch} = S_2 \setminus S_2^{Match}$ .
  - 4: **return**  $D_1 := \text{TSRMB-1-Scenario}(R_1, S_1 \cup S_2^{Unmatch}, D)$ .
- 

**THEOREM 4.** *Algorithm 2 yields a solution with total cost at most  $OPT_1 + 5OPT_2$  for TSRMB with 2 scenarios.*

Recall that  $OPT_1$  and  $OPT_2$  are respectively the first-stage and second-stage cost of an optimal solution for our TSRMB problem with two scenarios. The proof of Theorem 4 relies on the following structural lemma where we show that the set  $D_1$  returned by Algorithm 2 yields a total cost at most  $(OPT_1 + 3OPT_2)$  when evaluated only on the single representative scenario  $S_1 \cup S_2^{Unmatch}$ .

**LEMMA 3.** *Let  $D_1$  be the set of first stage drivers returned by Algorithm 2. Then,*

$$\text{cost}_1(D_1, R_1) + \text{cost}_2(D \setminus D_1, S_1 \cup S_2^{Unmatch}) \leq OPT_1 + 3OPT_2.$$

*Proof.* To prove the lemma, it is sufficient to show the existence of a matching  $M_a$  between  $R_1 \cup S_1 \cup S_2^{Unmatch}$  and  $D$  with a total cost at most  $OPT_1 + 3OPT_2$ . This would imply that the optimal solution  $D_1$  of  $\text{TSRMB-1-Scenario}(R_1, S_1 \cup S_2^{Unmatch}, D)$  has a total cost at most  $OPT_1 + 3OPT_2$  and concludes the proof of the lemma. We show the existence of  $M_a$  by construction.

- **Step 1.** We first match  $R_1$  with their mates in the optimal solution of TSRMB. Hence, the first stage cost of our constructed matching  $M_a$  is  $OPT_1$ .

- **Step 2.** Now, we focus on  $S_2^{Unmatch}$ . Let  $S_2^{Unmatch} = S_{12} \cup S_{22}$  be a partition of  $S_2^{Unmatch}$  where  $S_{12}$  contains riders with a distance at most  $2OPT_2$  from  $S_1$  and  $S_{22}$  contains riders with a distance strictly bigger than  $2OPT_2$  from  $S_1$ , where the distance from a set is the minimum distance to any element of the set. A rider in  $S_{22}$  cannot share any driver with a rider from  $S_1$  in the optimal solution of TSRMB, because otherwise, the distance between these riders will be at most  $2OPT_2$  by using the triangle inequality. Therefore we can match  $S_{22}$  to their mates in the optimal solution and add them to  $M_a$ , without using the optimal drivers of  $S_1$ . We pay at most  $OPT_2$  for matching  $S_{22}$ .

- **Step 3.** We still need to simultaneously match riders in  $S_1$  and  $S_{12}$  to finish the construction of  $M_a$ . Notice that some riders in  $S_{12}$  might share their optimal drivers with riders in  $S_1$ . We can assume without loss of generality that all riders in  $S_{12}$  share their optimal drivers with  $S_1$  (otherwise we can match them to their optimal drivers without affecting  $S_1$ ). Denote  $S_{12} = \{r_1, \dots, r_q\}$  and  $S_1 = \{s_1, \dots, s_k\}$ . For each  $i \in [q]$  let's say  $s_i \in S_1$  is the rider that shares its optimal driver with  $r_i$ . We show that  $q \leq |M|$ . In fact, every rider in  $S_{12}$  shares its optimal driver with a different rider in  $S_1$ , and is within a distance  $2OPT_2$  from  $S_1$ . But since  $S_{12}$  is not covered by the maximum cardinality matching  $M$ , this implies by the maximality of  $M$  that there are  $q$  other riders from  $S_2^{Match}$  that are covered by  $M$ . Hence  $q \leq |M|$ . Finally, let  $\{t_1, \dots, t_q\} \subset S_2^{Match}$  be the mates of  $\{s_1, \dots, s_q\}$  in  $M$ , i.e.,  $(s_i, t_i) \in M$  for all  $i \in [q]$ . Recall that  $d(s_i, t_i) \leq 2OPT_2$  for all  $i \in [q]$ . In what follows, we describe how to match  $S_{12}$  and  $S_1$ :

— For  $i \in [q]$ , we match  $r_i$  to its optimal driver and  $s_i$  to the optimal driver of  $t_i$ . This is possible because the optimal driver of  $t_i$  cannot be the same as the optimal driver of  $r_i$  since both  $r_i$  and  $t_i$  are part of the same scenario  $S_2$ . Therefore, we pay a cost  $OPT_2$  for the riders  $r_i$  and a cost  $3OPT_2$  (follows from the triangle inequality) for the riders  $s_i$  where  $i \in [q]$ .

— We still need to match  $\{s_{q+1}, \dots, s_k\}$ . Consider a rider  $s_j$  with  $j \in \{q+1, \dots, k\}$ . If the optimal driver of  $s_j$  is not shared with any  $t_i \in \{t_1, \dots, t_q\}$ , then this optimal driver is still available and can be matched to  $s_j$  with a cost at most  $OPT_2$ . If the optimal driver of  $s_j$  is shared with some  $t_i \in \{t_1, \dots, t_q\}$ , then  $s_j$  is also covered by  $M$ . Otherwise  $M$  can be augmented by deleting  $(s_i, t_i)$  and adding  $(r_i, s_i)$  and  $(s_j, t_i)$ . Therefore  $s_j$  is covered by  $M$  and has a mate  $\tilde{t}_j \in S_2^{Match} \setminus \{t_1, \dots, t_q\}$ . Furthermore, the driver assigned to  $\tilde{t}_j$  is still available. We can then match  $s_j$  to the optimal driver of  $\tilde{t}_j$ . Similarly if the optimal driver of some  $s_{j'} \in \{s_{q+1}, \dots, s_k\} \setminus \{s_j\}$  is shared with  $\tilde{t}_j$ , then  $s_{j'}$  is covered by  $M$ . Otherwise  $(r_i, s_i, t_i, s_j, \tilde{t}_j, s_{j'})$  is an augmenting path in  $M$ . Therefore  $s_{j'}$  has a mate in  $M$  and we can match  $s_{j'}$  to the optimal driver of its mate. We keep extending these augmenting paths until all the riders in  $\{s_{q+1}, \dots, s_k\}$  are matched. Furthermore, the augmenting



paths  $(r_i, s_i, t_i, s_j, \tilde{t}_j, s_{j'} \dots)$  starting from two different riders  $r_i \in S_{12}$  are vertex disjoint. This ensures that every driver is used at most once. Again, by the triangle inequality, the edges that match  $\{s_{q+1}, \dots, s_k\}$  in our solution have weights less than  $3OPT_2$ .

Putting it all together, we have constructed a matching  $M_a$  where the first stage cost is exactly  $OPT_1$  and the second-stage cost is at most  $3OPT_2$  since the edges used for matching  $S_1 \cup S_2^{Unmatch}$  in  $M_a$  have a weight at most  $3OPT_2$ . Therefore, the total cost of  $M_a$  is at most  $OPT_1 + 3OPT_2$ .  $\square$

*Proof of Theorem 4.* Let  $D_1$  be the set of drivers returned by Algorithm 2. Lemma 3 implies that

$$cost_1(D_1, R_1) + cost_2(D \setminus D_1, S_1) \leq OPT_1 + 3OPT_2 \quad (4)$$

and

$$cost_1(D_1, R_1) + cost_2(D \setminus D_1, S_2^{Unmatch}) \leq OPT_1 + 3OPT_2.$$

We have  $S_2 = S_2^{Match} \cup S_2^{Unmatch}$ . If the scenario  $S_2$  is realized, we use the drivers that were assigned to  $S_1$  in the matching constructed in Lemma 3 to match  $S_2^{Match}$ . This is possible with edges of weights at most  $cost_2(D \setminus D_1, S_1) + 2OPT_2$  because by definition  $S_2^{Match}$  are connected to  $S_1$  within edges of weight at most  $2OPT_2$ . Therefore,

$$cost_2(D \setminus D_1, S_2) \leq \max \{ cost_2(D \setminus D_1, S_2^{Unmatch}), cost_2(D \setminus D_1, S_1) + 2OPT_2 \}$$

and therefore

$$cost_1(D_1, R_1) + cost_2(D \setminus D_1, S_2) \leq OPT_1 + 5OPT_2. \quad (5)$$

From (4) and (5), we conclude that

$$cost_1(D_1, R_1) + \max_{S \in \{S_1, S_2\}} cost_2(D \setminus D_1, S) \leq OPT_1 + 5OPT_2.$$

$\square$

## 4.2. $p$ explicit scenarios

We now consider the case of explicit list of  $p$  scenarios, i.e.,  $\mathcal{S} = \{S_1, S_2, \dots, S_p\}$ . Building upon the ideas from Algorithm 2, we present  $O(p^{1.59})$ -approximation to TSRMB with  $p$  scenarios. The idea of our algorithm is to construct the representative scenario recursively by processing pairs of “scenarios” at each step. Hence, we need  $O(\log_2 p)$  iterations to reduce the problem to an instance of a single scenario. At each iteration, we show that we only lose a multiplicative factor of 3 so that the final approximation ratio is  $O(3^{\log_2 p}) = O(p^{1.59})$ . We present details in Algorithm 3. Theorem 5 states the theoretical guarantee. Note that the approximation guarantee of our algorithm grows in a sub-quadratic manner with the number of scenarios  $p$  and it is an interesting question if there exists an algorithm for TSRMB with an approximation guarantee that does not depend on the number of scenarios.

---

**Algorithm 3:**  $p$  explicit scenarios.

---

**Input:** First-stage riders  $R_1$ , scenarios  $\{S_1, S_2, \dots, S_p\}$ , drivers  $D$  and value of  $OPT_2$ .

**Output:** First stage decision  $D_1$ .

```

1: Initialize  $\hat{S}_j := S_j$  for  $j = 1, \dots, p$ .
2: for  $i = 1, \dots, \log_2 p$  do
3:   for  $j = 1, 2, \dots, \frac{p}{2^i}$  do
4:      $\sigma(j) = j + \frac{p}{2^i}$ 
5:      $M_j :=$  maximum cardinality matching between  $\hat{S}_j$  and  $\hat{S}_{\sigma(j)}$  with edges of weight at most
        $2 \cdot 3^{i-1} \cdot OPT_2$ .
6:      $\hat{S}_{\sigma(j)}^{Match} := \{r \in \hat{S}_{\sigma(j)} \mid \exists s \in \hat{S}_j \text{ s.t. } (s, r) \in M_j\}$ .
7:      $\hat{S}_{\sigma(j)}^{Unmatch} := \hat{S}_{\sigma(j)} \setminus \hat{S}_{\sigma(j)}^{Match}$ 
8:      $\hat{S}_j = \hat{S}_j \cup \hat{S}_{\sigma(j)}^{Unmatch}$ .
9:   end for
10: end for
11: return  $D_1 := \text{TSRMB-1-Scenario}(R_1, \hat{S}_1, D)$ .
```

---

THEOREM 5. *Algorithm 3 yields a solution with total cost of  $O(p^{1.59}) \cdot OPT$  for TSRMB with an explicit list of  $p$  scenarios.*

*Proof of Theorem 5.* The algorithm reduces the number of considered “scenarios” by half in every iteration, until only one scenario remains. In iteration  $i$ , we have  $\frac{p}{2^{i-1}}$  scenarios that we aggregate in  $\frac{p}{2^i}$  pairs, namely  $(\hat{S}_j, \hat{S}_{\sigma(j)})$  for  $j \in \{1, 2, \dots, \frac{p}{2^i}\}$ . For each pair, we construct a single representative scenario which plays the role of the new  $\hat{S}_j$  at the start of the next iteration  $i + 1$ .

CLAIM 1. *There exists a first stage decision  $D_1^*$ , such that at every iteration  $i \in \{1, \dots, \log_2 p\}$ , we have for all  $j \in \{1, 2, \dots, \frac{p}{2^i}\}$ :*

- (1)  $R_1$  can be matched to  $D_1^*$  with a first stage cost of  $OPT_1$ .
- (2)  $\hat{S}_j \cup \hat{S}_{\sigma(j)}^{Unmatch}$  can be matched to  $D \setminus D_1^*$  with a second stage cost at most  $3^i \cdot OPT_2$ .
- (3) There exists a matching between  $\hat{S}_{\sigma(j)}^{Match}$  and  $\hat{S}_j$  with all edge weights at most  $2 \cdot 3^{i-1} \cdot OPT_2$ .

*Proof of Claim 1.* Statement (3) follows from the definition of  $\hat{S}_{\sigma(j)}^{Match}$  in Algorithm 3. Let’s show (1) and (2) by induction over  $i$ .

- **Initialization:** for  $i = 1$ , let’s take any two scenarios  $\hat{S}_j = S_j$  and  $\hat{S}_{\sigma(j)} = S_{\sigma(j)}$ . We know that these two scenarios can be matched to drivers of the optimal solution in the original problem with a cost at most  $OPT_2$ . In the proof of Lemma 3, we show that if we use the optimal first stage decision  $D_1^*$  of the original problem, then we can match  $\hat{S}_j$  and  $\hat{S}_{\sigma(j)}^{Unmatch}$  simultaneously to  $D \setminus D_1^*$  with a cost at most  $3OPT_2$ .

• **Maintenance.** Assume the claim is true for all values less than  $i \leq \log_2 p - 1$ . We show it is true for  $i + 1$ . Since the claim is true for iteration  $i$ , we know that at the start of iteration  $i + 1$ , for  $j \in \{1, \dots, \frac{p}{2^i}\}$ ,  $\hat{S}_j$  can be matched to  $D \setminus D_1^*$  with a cost at most  $3^i \cdot OPT_2$ . We can therefore consider a new TSRMB problem with  $\frac{p}{2^i}$  scenarios, where using  $D_1^*$  as a first stage decision ensures a second stage optimal value at most  $\widehat{OPT}_2 = 3^i \cdot OPT_2$ . By the proof of Lemma 3, and by using  $D_1^*$  as a first stage decision in this problem, we ensure that for  $j \in \{1, \dots, \frac{p}{2^{i+1}}\}$ ,  $\hat{S}_j$  and  $\hat{S}_{\sigma(j)}^{U_{nmatch}}$  can be simultaneously matched to  $D \setminus D_1^*$  with a cost at most  $3\widehat{OPT}_2 = 3^{i+1} \cdot OPT_2$ .  $\square$

From Claim 1, we have in the last iteration  $i = \log_2 p$ ,

- $R_1$  can be matched to  $D_1^*$  with a first stage cost of  $OPT_1$ .
- $\hat{S}_1$  can be matched to  $D \setminus D_1^*$  with a second stage cost at most  $3^{\log_2 p} \cdot OPT_2$ .

Computing the single scenario solution for  $\hat{S}_1$  will therefore yield a first stage decision  $D_1$  that gives a total cost of at most  $OPT_1 + 3^{\log_2 p} \cdot OPT_2$  when the second stage is evaluated on the scenario  $\hat{S}_1$ . We now bound the cost of  $D_1$  on the original scenarios  $\{S_1, \dots, S_p\}$ . Consider a scenario  $S \in \{S_1, \dots, S_p\}$ . The riders in  $S \cap \hat{S}_1$  can be matched to some drivers in  $D \setminus D_1$  with a cost at most  $OPT_1 + 3^{\log_2 p} \cdot OPT_2$ . As for other riders of  $S \setminus \hat{S}_1$ , they are not part of  $\hat{S}_1$  because they have been matched and deleted at some iteration  $i < \log_2 p$ . Consider riders  $r$  in  $S \setminus \hat{S}_1$  that were matched and deleted from a representative scenario at some iteration, then by statement (3) in Claim 1, each  $r$  can be connected to a different rider in  $\hat{S}_1 \setminus (\hat{S}_1 \cap S)$  within a path of length at most

$$\sum_{t=1}^{\log_2 p} 2 \cdot 3^{t-1} \cdot OPT_2 = (3^{\log_2 p} - 1) \cdot OPT_2.$$

We know that  $R_1$  and  $\hat{S}_1$  can be matched respectively to  $D_1$  and  $D \setminus D_1$  with a total cost at most  $OPT_1 + 3^{\log_2 p} \cdot OPT_2$ . Therefore, we can match  $R_1$  and  $S$  respectively to  $D_1$  and  $D \setminus D_1$  with a total cost at most

$$OPT_1 + 3^{\log_2 p} \cdot OPT_2 + (3^{\log_2 p} - 1) \cdot OPT_2 = O(3^{\log_2 p}) \cdot OPT = O(p^{\ln 3 / \ln 2}) \cdot OPT = O(p^{1.59}) \cdot OPT.$$

Therefore, the worst-case total cost of the solution returned by Algorithm 3 is  $O(p^{1.59}) \cdot OPT$ .  $\square$

## 5. General Model of Uncertainty Without Surplus

In this section, we consider TSRMB under a general model of uncertainty. The uncertainty model may be implicit or explicit, and we denote the uncertainty set by  $\mathcal{S}$ . Our analysis in subsequent sections depends on the balance between supply (drivers) and demand (riders). Specifically, we introduce the notion of surplus  $\ell$ , defined as the excess in the number of available drivers for matching both first-stage riders and a second-stage scenario with the maximum size, i.e.,

$$\ell = |D| - |R_1| - k,$$

where

$$k = \max\{|S| : S \in \mathcal{S}\}.$$

Here,  $k$  represents the maximum size of any scenario in the uncertainty set. If the surplus  $\ell < 0$ , TSRMB becomes infeasible, as there would not be enough drivers to satisfy the maximum possible demand in the second stage. Therefore, we assume  $\ell \geq 0$ . In this section, we analyze the case of zero surplus ( $\ell = 0$ ), meaning the supply is equal to the maximum demand. The case of general surplus is addressed in the following section.

For the zero surplus case ( $\ell = 0$ ), we demonstrate a tight 3-approximation for TSRMB. We propose a simple algorithm that achieves a 3-approximation for TSRMB under any model of uncertainty when there is zero surplus (Theorem 6). Additionally, we prove in Theorem 7 that this approximation is tight by showing that, under an implicit model of uncertainty with zero surplus, it is NP-hard to achieve an approximation within a factor better than  $3 - \epsilon$  for any  $\epsilon > 0$ , unless NP=P. Thus, our approximation guarantee is tight and closes the gap for this case.

**THEOREM 6.** *Algorithm 4 yields a solution with total cost at most  $OPT_1 + 3OPT_2$  for TSRMB with a general model of uncertainty and no surplus.*

**THEOREM 7.** *There exists no  $(3 - \epsilon)$ -approximation algorithm for TSRMB with a general model of uncertainty and no surplus for any fixed  $\epsilon > 0$ , unless  $P = NP$ .*

---

**Algorithm 4:** General Uncertainty with No Surplus.

---

**Input:** First stage riders  $R_1$ , uncertainty set  $\mathcal{S}$  for second stage riders, drivers  $D$ .

**Output:** First stage decision  $D_1$ .

- 1:  $S_1 :=$  a second stage scenario of maximum size.
  - 2:  $D_1 :=$  TSRMB-1-Scenario( $R_1, S_1, D$ ).
  - 3: **return**  $D_1$ .
- 

The proposed algorithm for the 3-approximation operates as follows. We solve a single scenario TSRMB for a scenario  $S_1 \in \mathcal{S}$  with the maximum size  $k$ . The scenario  $S_1$  is chosen arbitrarily among scenarios with maximum size. Then, we simply use the first-stage drivers from the obtained solution as our first first-stage drivers for our TSRMB problem. The complete algorithm for the no-surplus case is presented in Algorithm 4, along with its worst-case guarantee in Theorem 6. The intuition behind the proof of Theorem 6 is as follows. Given the absence of surplus, there exists a set of drivers of size  $k$ , where all the second-stage scenarios are matched to this set or its

subsets in the optimal solution. Leveraging this, we establish that for any two scenarios from the uncertainty set, we can perfectly match the scenario of the smaller size with the other scenario, using only edges with weight at most  $2OPT_2$ . Using this observation, we can bound the cost for other scenarios within through the triangular inequality, thereby showing a 3-approximation. The complete proof is presented below.

To demonstrate the tightness of this approximation, we consider a TSRMB instance with an implicit uncertainty model characterized by the intersection of two budget of uncertainty sets. Our instance is such that the total number of drivers exactly equals the total demand, resulting in zero surplus. We employ a reduction from the Clique problem, along with Hall's theorem to establish the result. The proof of Theorem 7 builds upon our proof of Theorem 2. Note that in Theorem 2, the instance used to demonstrate the 3-inapproximability result has a non-zero surplus. In the proof of Theorem 7, we extend that instance to construct one with zero surplus. The result is stated in Theorem 7, and the detailed proof is deferred to Appendix B.

*Proof of Theorem 6.* Let  $OPT_1$  and  $OPT_2$  be the first and second stage costs of the optimal solution, respectively. Let  $f(D_1)$  be the total cost of the solution returned by Algorithm 4. We claim that  $f(D_1) \leq OPT_1 + 3OPT_2$ . Let  $S_1 \in \mathcal{S}$  be a second stage scenario of maximum size  $k$ . Since  $D_1$  is the optimal solution of TSRMB problem with the single scenario  $S_1$ , this implies that

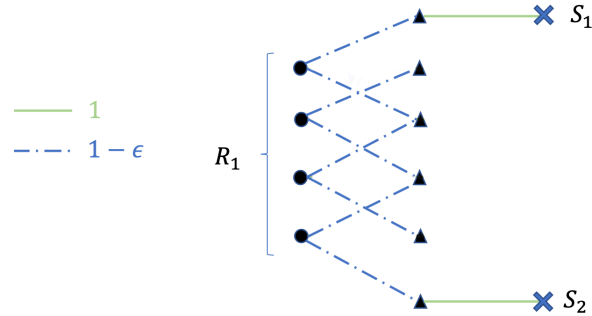
$$cost_1(D_1, R_1) + cost_2(D \setminus D_1, S_1) \leq OPT_1 + OPT_2. \quad (6)$$

Since the surplus is zero, we have  $|D| = |R_1| + k$ . Let  $D_1^*$  be the optimal solution of TSRMB and  $D_2^* = D \setminus D_1^*$ . In particular,  $D_2^*$  is the set of drivers used in an optimal solution to match any second-stage scenario of riders. We have  $|D_2^*| = k$ . Hence, there exists a perfect matching between  $D_2^*$  and  $S_1$  with bottleneck cost at most  $OPT_2$ , i.e.,  $cost_2(D_2^*, S_1) \leq OPT_2$ . Consider another scenario  $S \in \mathcal{S}$ . We have  $cost_2(D_2^*, S) \leq OPT_2$  and by definition of  $S_1$ ,  $|S| \leq |S_1| = k$ . So, there exists a matching between  $S$  and  $D_2^*$  with size equals to  $|S|$  and a bottleneck cost at most  $OPT_2$ . Note that the drivers from  $D_2^*$  used in this matching are also matched to a subset of  $S_1$ . Therefore, by applying the triangle inequality, there exists a matching between  $S$  and  $S_1$ , of size equal to  $|S|$  and a bottleneck cost at most  $2OPT_2$ . Consequently, for any scenario  $S \in \mathcal{S}$ ,

$$\begin{aligned} cost_1(D_1, R_1) + cost_2(D \setminus D_1, S) &\leq cost_1(D_1, R_1) + cost_2(D \setminus D_1, S_1) + cost_2(S_1, S) \\ &\leq OPT_1 + OPT_2 + 2OPT_2 = OPT_1 + 3OPT_2, \end{aligned}$$

where the first inequality follows from the triangular inequality, the second one follows from (6) and from the fact that we establish a matching between  $S$  and  $S_1$ , of size  $|S|$  and a bottleneck cost at most  $2OPT_2$ .  $\square$

**Remark.** We note that when the surplus is strictly greater than 0, Algorithm 4 no longer yields a constant approximation and its worst case performance can be as bad as  $\Omega(m)$ . In particular, consider the simple example in Figure 4, with a budget of uncertainty set where we have two second stage riders and  $k = 1$ . The single scenario solution for  $S_1$  uses only dashed edges in the first stage, and therefore uses the optimal second stage driver of  $S_2$ . Hence, if  $S_2$  is realized, the cost of matching  $S_2$  to the closest available driver is  $\Omega(m)$ . By symmetry, solving the single scenario problem for  $S_2$  yields a  $\Omega(m)$  bottleneck cost for  $S_1$ . This instance has a surplus  $\ell = 1$ .



**Figure 4** First stage riders are depicted as black dots and drivers as black triangles. The two second stage riders are depicted as blue crosses. Second stage optimum are depicted as solid green edges.  $\mathcal{S} = \{S_1, S_2\}$ ,  $k = 1$  and  $\ell = 1$ .

## 6. Implicit scenarios: Budget of uncertainty

In this section, we consider an implicit model of uncertainty given by the budget of uncertainty set (1). Recall the budget of uncertainty set  $\mathcal{S}$  is given by  $\mathcal{S} = \{S \subseteq R_2 \mid |S| \leq k\}$ . Here  $k$  is the maximum size of a scenario and the surplus  $\ell$  is given by  $\ell = |D| - |R_1| - k$ . As observed in the example of Figure 4, the TSRMB problem becomes challenging even with a unit surplus of drivers and Algorithm 4 could be arbitrarily bad. Motivated by this, we focus on the case of a small surplus  $\ell$  which we study in Section 6.1. Then, in Section 6.2, we consider arbitrary surplus with  $k = 1$ .

### 6.1. Small surplus

We assume that  $\ell < k$ , i.e., the excess in the total available drivers is smaller than the size of any scenario. We present a constant approximation algorithm in this regime for the implicit model of uncertainty where the size of scenarios is relatively small with respect to the size of the universe ( $k = O(\sqrt{n})$ ). This technical assumption is needed for our analysis but it is not too restrictive and still captures the regime where the number of scenarios can be exponential. Our algorithm attempts to cluster the second stage riders in different groups (a *ball* and a set of *outliers*) in order to reduce the number of possible worst-case configurations. We then solve a sequence of instances

with representative riders from each group. In what follows, we present our construction for these groups of riders.

**Our construction.** First, we show that many of the riders are contained in a ball with radius  $3OPT_2$ . The center of this ball  $\delta$  can be found by enumerating over all drivers and selecting the one with the least maximum distance to its closest  $k$  second-stage riders, i.e.,

$$\delta = \arg \min_{\delta' \in D} \max_{r \in R_k(\delta')} d(\delta', r), \quad (7)$$

where  $R_k(\delta')$  is the set of the  $k$  closest second stage riders to  $\delta'$ . Formally, we have the following lemma for which we defer the proof to Appendix C.

LEMMA 4. *Suppose  $k \leq \sqrt{\frac{n}{2}}$  and  $\ell < k$  and let  $\delta$  be the driver given by (7). Then, the ball  $\mathcal{B}$  centered at  $\delta$  with radius  $3OPT_2$  contains at least  $n - \ell$  second stage riders. Moreover, the distance between any of these riders and any rider in  $R_k(\delta)$  is at most  $4OPT_2$ .*

*Proof of Lemma 4.* Let  $\delta$  be the driver given by (7). We claim that the  $k$  closest riders to  $\delta$  are all within a distance at most  $OPT_2$  from  $\delta$ . Consider  $D_2^*$  to be the  $k + \ell$  drivers left for the second stage in the optimal solution. Every driver in  $D_2^*$  can be matched to a set of different second stage riders over different scenarios. Let us rank the drivers in  $D_2^*$  according to how many different second stage riders they are matched to over all scenarios, in descending order. Formally, let  $D_2^* = \{\delta_1, \delta_2, \dots, \delta_{k+\ell}\}$  and let  $R^*(\delta_i)$  be the second stage riders that are matched to  $\delta_i$  in the optimal solution in some scenario. Let us assume

$$|R^*(\delta_1)| \geq \dots \geq |R^*(\delta_{k+\ell})|.$$

We claim that  $|R^*(\delta_1)| \geq k$ . In fact, we have  $\sum_{i=1}^{k+\ell} |R^*(\delta_i)| \geq n$  because every second stage rider is matched to at least one driver in some scenario. Therefore

$$|R^*(\delta_1)| \geq \frac{n}{k+\ell} \geq \frac{n}{2k} \geq k.$$

We know that all the second stage riders in  $R^*(\delta_1)$  are within a distance at most  $OPT_2$  from  $\delta_1$ . Therefore  $\max_{r \in R_k(\delta_1)} d(\delta_1, r) \leq OPT_2$ . But we know that by definition of  $\delta$ ,

$$\max_{r \in R_k(\delta)} d(\delta, r) \leq \max_{r \in R_k(\delta_1)} d(\delta_1, r) \leq OPT_2.$$

This proves that the  $k$  closest second stage riders to  $\delta$  are within a distance at most  $OPT_2$ . Let  $R(\delta)$  be the set of all second stage riders that are within a distance at most  $OPT_2$  from  $\delta$ . Recall that  $R_k(\delta)$  is the set of the  $k$  closest second stage riders to  $\delta$ . In the optimal solution, the scenario  $R_k(\delta)$  is matched to a set of at least  $k - 1$  other drivers  $\{\delta_{i_1}, \dots, \delta_{i_{k-1}}\} \subset D_2^* \setminus \{\delta\}$ . We show a lower bound on the size of  $R(\delta)$  and the number of riders matched to  $\{\delta_{i_1}, \dots, \delta_{i_{k-1}}\}$  over all scenarios in the optimal solution.

CLAIM 2.  $|R(\delta) \cup \bigcup_{j=1}^{k-1} R^*(\delta_{i_j})| \geq n - \ell$

*Proof.* Suppose the opposite, suppose that at least  $\ell + 1$  riders from  $R_2$  are not in the union. Let  $F$  be the set of these  $\ell + 1$  riders. Since  $\ell + 1 \leq k$ , we can construct a scenario  $S$  that includes  $F$ . In the optimal solution, and in particular, in the second stage matching of  $S$ , at least one rider from  $F$  needs to be matched to a driver from  $\{\delta, \delta_{i_1}, \dots, \delta_{i_{k-1}}\}$ . Otherwise there are only  $\ell$  second stage drivers left to match all of  $F$ . Therefore there exists  $r \in F$  such that either  $r \in R(\delta)$  or there exists  $j \in \{1, \dots, k-1\}$  such that  $r \in R^*(\delta_{i_j})$ . This shows that  $r \in R(\delta) \cup \bigcup_{j=1}^{k-1} R^*(\delta_{i_j})$ , which is a contradiction. Therefore, at most  $\ell$  second stage riders are not in the union.  $\square$

CLAIM 3. For any rider  $r \in R(\delta) \cup \bigcup_{j=1}^{k-1} R^*(\delta_{i_j})$ , we have  $d(r, \delta) \leq 3OPT_2$ .

*Proof.* If  $r \in R(\delta)$  then by definition we have  $d(r, \delta) \leq OPT_2$ . Now suppose  $r \in R^*(\delta_{i_j})$  for  $j \in [k-1]$ . Let  $r'$  be the rider from scenario  $R_k(\delta)$  that was matched to  $\delta_{i_j}$  in the optimal solution.

$$d(r, \delta) \leq d(r, \delta_{i_j}) + d(\delta_{i_j}, r') + d(r', \delta) \leq 3OPT_2.$$

$\square$

From Claim 3, we see that the ball centered at  $\delta$ , with radius  $3OPT_2$ , contains at least  $n - \ell$  second stage riders in  $R(\delta) \cup \bigcup_{j=1}^{k-1} R^*(\delta_{i_j})$ . This proves the first part of the lemma. The second part is proved in the next claim.

CLAIM 4. For  $r_1 \in R_k(\delta)$  and  $r_2 \in R_k(\delta) \cup \bigcup_{j=1}^{k-1} R^*(\delta_{i_j})$ , we have  $d(r_1, r_2) \leq 4OPT_2$ .

*Proof.* Let  $r_1 \in R_k(\delta)$ . If  $r_2 \in R_k(\delta)$  then  $d(r_1, r_2) \leq d(r_1, \delta) + d(\delta, r_2) \leq 2OPT_2$ . If  $r_2 \in R^*(\delta_{i_j})$  for some  $j$ , and  $r'$  is the rider from scenario  $R_k(\delta)$  that was matched to  $\delta_{i_j}$

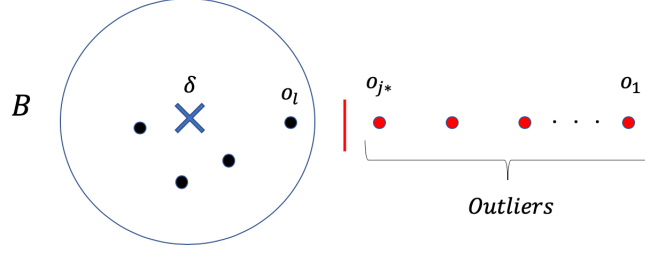
$$d(r_1, r_2) \leq d(r_1, \delta) + d(\delta, r') + d(r', \delta_{i_j}) + d(\delta_{i_j}, r_2) \leq 4OPT_2.$$

$\square$

Combining the two last claims concludes the proof of Lemma 4.  $\square$

Now, let us focus on the rest of second stage riders. We introduce the following definition. We say that a rider  $r \in R_2$  is an *outlier* if  $d(\delta, r) > 3OPT_2$ . Denote  $\{o_1, o_2, \dots, o_\ell\}$  the farthest  $\ell$  riders from  $\delta$  with  $d(\delta, o_1) \geq d(\delta, o_2) \geq \dots \geq d(\delta, o_\ell)$ . Note that by Lemma 4, the  $n - \ell$  riders in  $\mathcal{B}$  are not outliers and the only potential outliers could be in  $\{o_1, o_2, \dots, o_\ell\}$ . Let  $j^*$  be the threshold such that  $o_1, o_2, \dots, o_{j^*}$  are outliers and  $o_{j^*+1}, \dots, o_\ell$  are not, with the convention that  $j^* = 0$  if there is no outlier. There are  $\ell + 1$  possible values for  $j^*$ . We call each of these possibilities a *configuration*. For  $j = 0, \dots, \ell$ , let  $C_j$  be the configuration corresponding to threshold candidate  $j$ . Note that  $C_0$  is the configuration where there is no outlier and  $C_{j^*}$  is the correct configuration (See Figure 5).





**Figure 5** Configuration  $C_{j^*}$

Now, we are ready to describe our algorithm. Recall that  $R_k(\delta)$  are the closest  $k$  second-stage riders to  $\delta$ . For the sake of simplicity, we denote  $S_1 = R_k(\delta)$  and  $S_2 = \{o_1 \dots o_\ell\}$ . Note that  $S_2$  is a feasible scenario since  $\ell < k$ . For every configuration  $C_j$ , we form a representative scenario using  $S_1$  and  $\{o_1 \dots o_j\}$ . We solve TSRMB with this single representative scenario  $S_1 \cup \{o_1 \dots o_j\}$  and denote  $D_1(j)$  the corresponding optimal solution, i.e.,

$$D_1(j) = \text{TSRMB-1-Scenario}(R_1, S_1 \cup \{o_1 \dots o_j\}, D).$$

Since we cannot evaluate the cost of  $D_1(j)$  on all scenarios because we can have exponentially many, we evaluate the cost of  $D_1(j)$  on the two proxy scenarios  $S_1$  and  $S_2$ . We finally show that the candidate  $D_1(j)$  with minimum cost over these two scenarios, gives a constant approximation to our original problem (See Theorem 8). The details of our algorithm are summarized below.

---

**Algorithm 5:** Implicit scenarios with small surplus and  $k \leq \sqrt{\frac{n}{2}}$ .

---

**Input:** First stage riders  $R_1$ , second stage riders  $R_2$ , size  $k$  and drivers  $D$ .

**Output:** First stage decision  $D_1$ .

- 1: Set  $\delta :=$  driver given by (7).
- 2: Set  $S_1 :=$  the closest  $k$  second stage riders to  $\delta$ .
- 3: Set  $S_2 := \{o_1, \dots, o_\ell\}$  the farthest  $\ell$  second stage riders from  $\delta$  ( $o_1$  being the farthest).
- 4: **for**  $j = 0, \dots, \ell$  **do**
- 5:      $D_1(j) := \text{TSRMB-1-Scenario}(R_1, S_1 \cup \{o_1 \dots o_j\}, D)$ .

6: **end for**

7: **return**  $D_1 = \arg \min_{D_1(j): j \in \{0, \dots, \ell\}} \text{cost}_1(D_1(j), R_1) + \max_{S \in \{S_1, S_2\}} \text{cost}_2(D \setminus D_1(j), S)$ .

---

**THEOREM 8.** *Algorithm 5 yields a solution with total cost at most  $3OPT_1 + 17OPT_2$  for TSRMB with implicit scenarios when  $k \leq \sqrt{\frac{n}{2}}$  and  $\ell < k$ .*

*Proof of Theorem 8.* We present here a sketch of the proof. The complete details and proofs of the claims appear in Appendix C. For all  $j \in \{0, \dots, \ell\}$ , denote

$$\begin{aligned}\Omega_j &= \text{cost}_1(D_1(j), R_1) \\ \Delta_j &= \text{cost}_2(D \setminus D_1(j), S_1 \cup \{o_1, \dots, o_j\}) \\ \beta_j &= \text{cost}_1(D_1(j), R_1) + \max_{S \in \{S_1, S_2\}} \text{cost}_2(D \setminus D_1(j), S)\end{aligned}$$

Recall  $f$  the objective function of TSRMB. In particular,

$$f(D_1(j)) = \text{cost}_1(D_1(j), R_1) + \max_{S \in \mathcal{S}} \text{cost}_2(D \setminus D_1(j), S)$$

Our proof is based on the following two claims. Claim 5 establishes a bound on the cost of  $D_1(j^*)$  when evaluated on the proxy scenarios  $S_1$  and  $S_2$  and on all the scenarios in  $\mathcal{S}$ . Recall that  $j^*$  is the threshold index for the outliers as defined earlier in our construction. Claim 6 bounds the cost of  $f(D_1(j))$  for any  $j$ . The proofs of both claims are presented in Appendix C.

CLAIM 5.  $\Omega_{j^*} + \Delta_{j^*} \leq OPT_1 + OPT_2$ . and  $f(D_1(j^*)) \leq OPT_1 + 5OPT_2$ .

CLAIM 6. For all  $j \in \{0, \dots, l\}$  we have,  $\beta_j \leq f(D_1(j)) \leq \max\{\beta_j + 4OPT_2, 3\beta_j + 2OPT_2\}$ .

Suppose Algorithm 5 returns  $D_1(\tilde{j})$  for some  $\tilde{j}$ . From Claim 6 and the minimality of  $\beta_{\tilde{j}}$ :

$$f(D_1(\tilde{j})) \leq \max\{\beta_{\tilde{j}} + 4OPT_2, 3\beta_{\tilde{j}} + 2OPT_2\} \leq \max\{\beta_{j^*} + 4OPT_2, 3\beta_{j^*} + 2OPT_2\}.$$

From Claim 5 and Claim 6, we have  $\beta_{j^*} \leq f(D_1(j^*)) \leq OPT_1 + 5OPT_2$ . We conclude that,

$$f(D_1(\tilde{j})) \leq \max\{OPT_1 + 9OPT_2, 3OPT_1 + 17OPT_2\} = 3OPT_1 + 17OPT_2.$$

□

## 6.2. Arbitrary surplus with $k = 1$

In this part, we consider TSRMB when the surplus can be arbitrary and each of the second stage scenarios has a single rider ( $k = 1$ ). We present a constant approximation algorithm for this case. Recall that TSRMB is NP-hard to approximate within a factor better than 2 even when  $k = 1$ . In this case, the second stage objective function aims to minimize the maximum distance from the remaining drivers to the second stage riders. We show that our problem is closely related to an instance of the  $p$ -supplier problem (Hochbaum and Shmoys (1986), Nagarajan et al. (2013)). This is a variant of the  $p$ -center problem on a bipartite graph where centers can only belong to one side of the graph. The idea of our algorithm is to save a set of drivers to the second stage by solving a  $p$ -supplier problem for the second-stage riders (using the 3-approximation algorithm in Hochbaum and Shmoys (1986)). Moreover, we reduce this set by pruning drivers that are close to each others within a threshold distance that depends on  $OPT_2$ . Note that we can assume that we

know  $OPT_2$  since the number of scenarios is exactly  $n$  and therefore we can evaluate any feasible solution in polynomial time. We show in Theorem 9 that the solution returned by Algorithm 6 gives a constant approximation. The proof is presented in Appendix D.

---

**Algorithm 6:** Implicit scenarios with arbitrary surplus and  $k = 1$ .

---

**Input:** First stage riders  $R_1$ , second stage riders  $R_2$ , drivers  $D$  and value of  $OPT_2$ .

**Output:** First stage decision  $D_1$ .

- 1: Set  $p := |D| - |R_1|$ .
  - 2: Solve the  $p$ -supplier problem on the bipartite graph  $D \cup R_2$ , with centers in  $D$  using the 3-approximation algorithm in Hochbaum and Shmoys (1986).
  - 3: Set  $D_2 :=$  set of centers in the solution of the above  $p$ -supplier problem.
  - 4: **for**  $\delta \in D_2$  **do**
  - 5:     **if** there exists another driver  $\delta' \in D_2$  such that  $d(\delta, \delta') \leq 8OPT_2$ . **then**
  - 6:          $D_2 := D_2 \setminus \{\delta'\}$ .
  - 7:     **end if**
  - 8: **end for**
  - 9:  $M :=$  minimum weight maximum cardinality matching  $R_1$  and  $D \setminus D_2$ .
  - 10: **return**  $D_1 :=$  drivers used in  $M$ .
- 

THEOREM 9. *Algorithm 6 yields a solution with total cost at most  $OPT_1 + 15OPT_2$  for TSRMB with implicit scenarios and  $k = 1$ .*

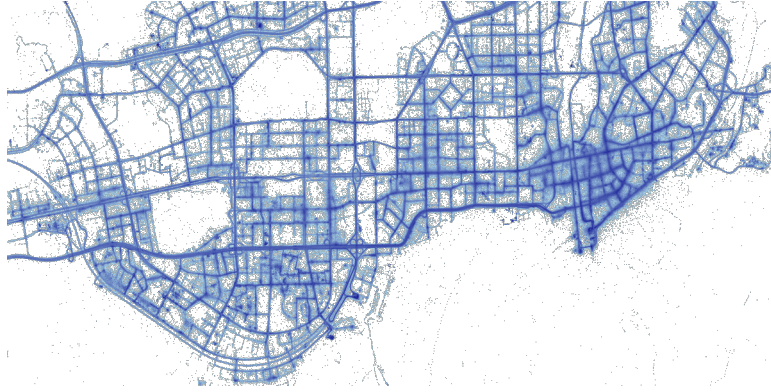
## 7. Numerical Experiments

In this section, we present an empirical comparison of Algorithm 2 with the greedy algorithm. We use a taxi data set from the city of Shenzhen to create realistic instances of the TSRMB problem.

### 7.1. Data

The data is collected for a month in the city of Shenzhen Cheng et al. (2019)<sup>3</sup>. This data contains the GPS records of taxis in Shenzhen. The details of the data set are summarized in Table 2, where the sample rate means the interval between two adjacent GPS records. A trajectory is constructed by following one taxi between a pick-up (“Occupied” value change from 0 to 1) and a drop-off. A snapshot of the data is presented in Table 3.

<sup>3</sup> The raw trajectory record can be found in <https://github.com/cbdog94/STL>.



**Figure 6** Union of the trajectories in Downtown Shenzhen on 09/17/2009

Size	# Taxis	# Trajectories	Sample rate	Avg trip time
32.7 GB	9,475	6,068,516	10-30 s	863s

Table 2: Details of the taxi trajectory data

Taxi ID	Time	Longitude	Latitude	Speed	Direction	Occupied
B97U79	2009-09-23 21:30:00	113.80275	22.66913	66	157	0
B97U79	2009-09-23 21:30:20	113.80137	22.67106	18	157	1

Table 3: Example of the taxi trajectory data

## 7.2. Experiment Setup

We focus on the GPS records of downtown Shenzhen, with  $|\text{longitude} - 114.075| \leq 0.075$  and  $|\text{latitude} - 22.54| \leq 0.03$  (See Figure 6). In a specific time range, we locate the riders by following taxis and observing when the occupied entry changes from 0 to 1. This change means that a pickup occurred and the rider’s location is estimated to be the same as the taxi location at the time of pickup. For different days  $d$  of the month, and different times  $t$  of the day, we consider the pickups that were made in  $[t, t + 1\text{min}]$  to be the first stage riders  $R_1$ . For the second stage riders, we construct two scenarios  $S_1, S_2$  using the pickups that occurred in  $[t + 1\text{min}, t + 2\text{min}]$  in  $d - 7$  and  $d - 14$  respectively, which represent the same day as  $d$  in the two previous weeks. We also construct the realized scenario  $S^*$ , which contains the pickups in  $[t + 1\text{min}, t + 2\text{min}]$  of day  $d$ . We use the taxis of day  $d$  that were not occupied in the past 5 minutes before  $t$  to sample the set of drivers  $D$ . The edge weights correspond to the distances between drivers and riders. Note that in the data set, the number of all available drivers in the past 5 minutes is considerably higher than the number of pickups. Hence, to simulate a busier time, we randomly sample  $2.5 \times |R_1|$  drivers in every instance. For every instance, we perform 10 random driver samples, solve the problem for every sample, and report the average. We report results from different times of the 17th day of the month, with  $S_1$  and  $S_2$  constructed from the 3rd and the 10th day respectively.

### 7.3. Evaluation metrics and experimental results

We use Algorithm 2 to solve the TSRMB problem with second stage scenarios  $S_1$  and  $S_2$ . We denote  $Alg(S_1, S_2)$  the cost of the solution returned by Algorithm 2, which is as defined in the TSRMB problem, the sum of the first stage average min cost matching and the second stage worst-case min cost bottleneck matching over scenarios  $\{S_1, S_2\}$ . We call this case *In-sample*. We denote  $Gr(S_1, S_2)$  the total worst-case cost of the greedy solution that myopically solves the first stage and uses the remaining drivers to match  $S_1$  or  $S_2$ . More specifically, the greedy solution solves a min cost matching between  $R_1$  and  $D$  to establish the first stage decision  $D_1$ . The first stage cost is the average min cost matching. Its second stage cost is computed as the worst case min bottleneck matching between  $D \setminus D_1$  and  $\{S_1, S_2\}$ . We compare the in-sample performance of Algorithm 2 with the greedy algorithm by computing the ratio  $Gr(S_1, S_2)/Alg(S_1, S_2)$ .

We also evaluate Algorithm 2 on out-of-sample data. In particular, we consider the solution (first stage drivers  $D_1$ ) returned by Algorithm 2 and use  $D \setminus D_1$  to satisfy the realized scenario  $S^*$ . We call this case *Out-of-Sample*. The idea is to use  $S_1$  and  $S_2$  as a prediction for  $S^*$ . Here  $Alg(S^*)$  denotes the total cost of our solution on the realized scenario  $S^*$ , i.e., first-stage average min cost matching plus second-stage min bottleneck matching cost. We use  $Gr(S^*)$  to denote the total cost of the greedy solution that myopically solves the min cost-matching for the first stage and uses the remaining drivers to match  $S^*$ . Similarly, the total cost of  $Gr(S^*)$  is computed as average min cost first stage matching plus min cost bottleneck matching. Finally,  $OPT(S^*)$  denotes the cost of the optimal solution that knows offline the scenario  $S^*$ , i.e.,  $OPT(S^*)$  is the cost of TSRMB problem with a single scenario  $S^*$  which we compute using Algorithm 1. We would like to emphasize that all evaluation costs in Table 4 are based on the same cost function as in the problem definition of TSRMB, i.e., first-stage average cost plus worst-case second-stage bottleneck cost. We compare the out-of-sample performance of Greedy and Algorithm 2 by computing the ratios  $Gr(S^*)/OPT(S^*)$  and  $Alg(S^*)/OPT(S^*)$ . The in-sample and out-of-sample performances for different times on 09/17 are presented in Table 4. The columns “1st Stage” and “2nd Stage” denote the time range of the first and second stage respectively.

Furthermore, in Table 5, we compare the second stage cost (bottleneck cost) of Greedy and of our solution on the out-of-sample scenario  $S^*$ . In particular, we report the ratio  $Gr_2(S^*)/Alg_2(S^*)$ , where  $Gr_2(S^*)$  is the second stage cost if we use Greedy and the second stage scenario is  $S^*$  and  $Alg_2(S^*)$  is our second stage cost for scenario  $S^*$  after we have used the solution returned by Algorithm 2. We also compute the ratio between the total weight of the greedy solution on  $S^*$ , and the total weight of the solution given by our algorithm when evaluated on  $S^*$ . This ratio is presented in the column “Total Matching Ratio”.

1st Stage	2nd Stage	$ D $	$ R_1 $	$ S^* $	Out-of-sample		In-sample
					$\frac{Gr(S^*)}{OPT(S^*)}$	$\frac{Alg(S^*)}{OPT(S^*)}$	$\frac{Gr(S_1, S_2)}{Alg(S_1, S_2)}$
09:00-01	09:01-02	215	86	97	1.52	1.34	1.52
10:00-01	10:01-02	187	75	54	1.73	1.31	1.42
11:00-01	11:01-02	210	84	78	1.50	1.34	1.30
12:00-01	12:01-02	215	86	91	1.51	1.44	1.31
13:00-01	13:01-02	205	82	93	1.52	1.34	1.30
14:00-01	14:01-02	342	137	138	1.68	1.59	1.74
15:00-01	15:01-02	355	142	120	1.59	1.29	1.55
16:00-01	16:01-02	345	138	132	1.48	1.30	1.41
17:00-01	17:01-02	295	118	113	1.36	1.26	1.18
18:00-01	18:01-02	287	115	102	1.46	1.36	1.38
19:00-01	19:01-02	300	120	112	1.33	1.20	1.37
20:00-01	20:01-02	307	123	134	1.94	1.64	1.60
21:00-01	21:01-02	370	143	147	1.77	1.38	1.40

Table 4: In-sample and out-of-sample comparison between Greedy, Algorithm 2.

1st Stage	2nd Stage	$ D $	$ R_1 $	$ S^* $	$Gr_2(S^*)/Alg_2(S^*)$	Total Matching Ratio
09:00-01	09:01-02	215	86	97	1.20	0.99
10:00-01	10:01-02	187	75	54	1.60	0.95
11:00-01	11:01-02	210	84	78	1.28	0.97
12:00-01	12:01-02	215	86	91	1.11	0.99
13:00-01	13:01-02	205	82	93	1.44	0.98
14:00-01	14:01-02	342	137	138	1.11	0.97
15:00-01	15:01-02	355	142	120	1.45	0.96
16:00-01	16:01-02	345	138	132	1.27	0.97
17:00-01	17:01-02	295	118	113	1.11	0.99
18:00-01	18:01-02	287	115	102	1.14	0.97
19:00-01	19:01-02	300	120	112	1.28	0.97
20:00-01	20:01-02	307	123	134	1.39	1.00
21:00-01	21:01-02	370	143	147	1.40	0.98

Table 5: Comparison of Algorithm 2 and Greedy on out-of-sample w.r.t. the total matching weight and the second stage bottleneck.

#### 7.4. Discussion

We observe from Table 4 that our two-scenarios algorithm improves significantly upon the greedy algorithm both in-sample and out-of-sample. In-sample, our algorithm improves the total cost by an average of 42%. Out-of-sample, Table 4 shows that the greedy algorithm can be sub-optimal within 58% on average as compared to the optimal that knows offline the realization of the second stage. Our two-scenarios algorithm performs significantly better and is only 36% higher than the optimal on average. Since Greedy, by definition, returns the best first stage cost, the two-scenarios algorithm can only improve upon Greedy by reducing the second stage bottleneck without considerably increasing the first stage cost. In particular, we observe from Table 5 that the second stage

bottleneck of our algorithm on the realized scenario  $S^*$  is significantly less than the bottleneck of the greedy algorithm (by 30% on average), while the total weight of the matching provided by the two algorithms is roughly similar. If we think of the edge weights between drivers and riders as the wait times, then our results show that we substantially reduce the maximal second stage wait time, while the average wait time over the two stages is almost unchanged (only 2.4% higher in average). Our algorithm introduces more fairness in the distribution of the wait time between first and second stage, by reducing the maximum wait time, without materially affecting the overall average wait time.

### 7.5. Evaluation on more than 2 stages

In practice, ride-hailing platforms apply their matching algorithms on a rolling horizon. That is, the planning interval is moved forward in time during each step, and then the matching problem is solved. To understand the long-term performance of our two-stage algorithm, we evaluate it on different horizons and compare its performance with that of a greedy algorithm that myopically solves each stage without considering the next batch. Specifically, we consider a number of consecutive stages  $T \in \{3, 5, 10\}$ . The general framework we adopt to evaluate an algorithm on more than two stages is as follows: At time  $t$ , we solve the two-stage problem (TSRMB) for stages  $t$  and  $t + 1$ . This yields a set of drivers to be matched with the  $t$ -th stage scenario and a set of remaining available drivers. These drivers are then used to solve the next two-stage problem, with the realized scenario of  $t + 1$  as the first scenario, and the uncertain scenarios in  $t + 2$  as the second stage. The greedy algorithm operates as follows: At each time  $t$ , it solves a minimum cost matching to match the realized scenario of time  $t$ , without taking into account the next possible scenarios.

Similarly to the previous section’s setup, we consider the pickups made in  $[t, t + 1\text{min}]$  as the riders of the  $t$ -th stage. In each stage, we construct two scenarios from days  $d - 7$  and  $d - 14$  respectively. We also construct the realized scenario, which contains the pickups of day  $d$ . We use the taxis of day  $d$  that were not occupied in the past 5 minutes before the first pickup to sample the set of drivers  $D$ . For each iteration, we sample a number of drivers proportional to the number of stages ( $D = 150 \cdot T$  for  $T \in \{3, 5, 10\}$ ).

We evaluate our algorithm and the greedy algorithm on two metrics. The first metric is the sum of the bottleneck matching across all stages, reflecting the maximum distance/waiting time across all stages. The results are given in Table 6, where we report the ratio of the cost of the greedy algorithm over our algorithm, i.e., Greedy/ALG, for different instances. We observe that our algorithm significantly improves over the greedy algorithm. In particular, the cost of the greedy algorithm can be 20% to even 80% higher than that of our algorithm. This is because our algorithm hedges against future uncertainty, while the greedy approach is myopic.

The second metric is the sum of the average min cost matching across all stages, reflecting the average ride time across all stages. The results are given in Table 7, where we report the ratio of the cost of the greedy algorithm over our algorithm, i.e., Greedy/ALG, for different instances. We observe that our algorithm slightly improves over the greedy algorithm. In particular, the cost of the greedy algorithm can be 2% to even 10% higher than that of our algorithm.

Finally, we note that the improvement of our algorithm over the greedy one is more pronounced in the bottleneck metric than in the average ride time, which is expected, as the TSRMB model is designed to hedge against the bottleneck metric in its second stage.

Instance	Starting time	Number of stages	$\frac{Greedy}{ALG}$
1	21:00	3	1.83
		5	1.18
		10	1.19
2	18:00	3	1.17
		5	1.14
		10	1.15
3	15:00	3	1.20
		5	1.30
		10	1.20

Table 6: Evaluation: Bottleneck matching for all stages

Instance	Starting time	Number of stages	$\frac{Greedy}{ALG}$
1	21:00	3	1.04
		5	1.07
		10	1.10
2	18:00	3	1.06
		5	1.07
		10	1.04
3	15:00	3	1.04
		5	1.02
		10	1.02

Table 7: Evaluation: Average matching for all stages

## 8. Other cost metrics

In this section, we initiate the study of other variants of two-stage matching problems, under both robust and stochastic models of uncertainty and for different cost functions. We define these problems, study their hardness of approximation and design approximation algorithms in some specific cases. We summarize our results below and defer all the details to Appendix E and Appendix F.

1. **Two-Stage Robust Bottleneck Bottleneck Problem (TSRBB).** The only difference from the TSRMB is that the first stage cost is the bottleneck of the first stage matching. All the hardness and approximation algorithms we have provided in Table 1 for the TSRMB problem easily



carry to this problem. In fact, our results and proofs are independent of the specific structure of the cost function of the first stage matching. Specifically, the algorithms can be adapted to account for a bottleneck cost matching in place of the average minimum cost. For instance, in our algorithms, when we typically solve a first-stage minimum cost matching (as in Step 4 of Algorithm 1), it would now be replaced with a minimum bottleneck matching. This alteration does not impact the validity of our proofs, as they do not rely on the assumption that  $OPT_1$  is derived from the cost function of minimum cost matching; it can be just as effectively applied to the cost function of bottleneck matching.

**2. Two-Stage Stochastic Matching Bottleneck Problem (TSSMB).** In this problem, the first stage cost is the same as the TSRMB (e.g. the average matching weight). However, we assume that we have an explicit list of scenarios  $\mathcal{S} = \{S_1, \dots, S_p\}$ . Scenario  $S_i$  is realized with probability  $p_i$ . The objective is to minimize the function

$$\min_{D_1 \subset D} \left\{ cost_1(D_1, R_1) + \sum_{i=1}^p p_i \cdot cost_2(D \setminus D_1, S_i) \right\},$$

where  $cost_2(D \setminus D_1, S_i)$  is the bottleneck matching cost between  $D \setminus D_1$  and scenario  $S_i$ . In Appendix E, we show this problem is NP-hard to approximate within a factor better than  $4/3$ . We also provide an algorithm that yields a 3-approximation when there is no surplus.

**3. Two-Stage Robust Matching Problem (TSRM).** In this problem, the cost of the first stage is the total weight of the first stage matching, and the second stage cost is the total weight of the worst case matching over scenarios. We present the formal definition of this problem in Appendix F, and show it is NP-hard even with two scenarios. Kalyanasundaram and Pruhs [Kalyanasundaram and Pruhs \(1993\)](#) consider the online version of this problem, and show that the greedy algorithm is 3-competitive for two stages and therefore yields a 3-approximation in the worst-case as well. We further improve this result and show a  $7/3$ -approximation when there is no surplus.

## 9. Conclusion

In this paper, we present a new two-stage robust optimization framework for matching problems under both explicit and implicit models of uncertainty. Our problem is motivated by real-life applications in the ride-hailing industry. We consider different cost functions under this model, and study their theoretical hardness. We particularly focus on the Two-Stage Robust Matching Bottleneck variant, and design approximation algorithms for implicit and explicit scenarios under different settings. Our algorithms give a constant approximation if the number of scenarios is fixed, but require additional assumptions when there are polynomially or exponentially many scenarios to get a constant approximation. It is an interesting question if there exists a constant approximation algorithm in the most general case that does not depend on the number of scenarios. Furthermore,

we have tested our algorithms on a taxi data set and showed that they improve significantly over the greedy approach, which results in reducing the maximum wait time for taxi riders.

## References

- Aggarwal G, Goel G, Karande C, Mehta A (2011) Online vertex-weighted bipartite matching and single-bid budgeted allocations. *Proceedings of the twenty-second annual ACM-SIAM symposium on Discrete Algorithms*, 1253–1264 (SIAM).
- Atamtürk A, Zhang M (2007) Two-stage robust network flow and design under demand uncertainty. *Operations Research* 55(4):662–673.
- Bandi C, Bertsimas D (2012) Tractable stochastic analysis in high dimensions via robust optimization. *Mathematical programming* 134:23–70.
- Bansal N, Buchbinder N, Gupta A, Naor JS (2007) An  $o(\log k^2)$ -competitive algorithm for metric bipartite matching. *European Symposium on Algorithms*, 522–533 (Springer).
- Baron O, Milner J, Naseraldin H (2011) Facility location: A robust optimization approach. *Production and Operations Management* 20(5):772–785.
- Bertsimas D, Jaillet P, Martin S (2019) Online vehicle routing: The edge of optimization in large-scale applications. *Operations Research* 67(1):143–162.
- Bertsimas D, Sim M (2004) The price of robustness. *Operations research* 52(1):35–53.
- Birnbaum B, Mathieu C (2008) On-line bipartite matching made simple. *Acm Sigact News* 39(1):80–87.
- Bose P, Maheshwari A, Narasimhan G, Smid M, Zeh N (2004) Approximating geometric bottleneck shortest paths. *Computational Geometry* 29(3):233–249.
- Buchbinder N, Jain K, Naor JS (2007) Online primal-dual algorithms for maximizing ad-auctions revenue. *European Symposium on Algorithms*, 253–264 (Springer).
- Cheng B, Qian S, Cao J, Xue G, Yu J, Zhu Y, Li M, Zhang T (2019) Stl: online detection of taxi trajectory anomaly based on spatial-temporal laws. *International Conference on Database Systems for Advanced Applications*, 764–779 (Springer).
- Devanur NR, Hayes TP (2009) The adwords problem: online keyword matching with budgeted bidders under random permutations. *Proceedings of the 10th ACM conference on Electronic commerce*, 71–78.
- Devanur NR, Jain K, Kleinberg RD (2013) Randomized primal-dual analysis of ranking for online bipartite matching. *Proceedings of the twenty-fourth annual ACM-SIAM symposium on Discrete algorithms*, 101–107 (SIAM).
- Dhamdhere K, Goyal V, Ravi R, Singh M (2005) How to pay, come what may: Approximation algorithms for demand-robust covering problems. *46th Annual IEEE Symposium on Foundations of Computer Science (FOCS'05)*, 367–376 (IEEE).
- El Housni O, Goyal V (2017) Beyond worst-case: A probabilistic analysis of affine policies in dynamic optimization. *Advances in neural information processing systems*, 4756–4764.
- El Housni O, Goyal V (2021) On the optimality of affine policies for budgeted uncertainty sets. *Mathematics of Operations Research* 46(2):674–711.

- 
- Escoffier B, Gourvès L, Monnot J, Spanjaard O (2010) Two-stage stochastic matching and spanning tree problems: Polynomial instances and approximation. *European Journal of Operational Research* 205(1):19–30.
- Feige U (1998) A threshold of  $\ln n$  for approximating set cover. *Journal of the ACM (JACM)* 45(4):634–652.
- Feige U, Jain K, Mahdian M, Mirrokni V (2007) Robust combinatorial optimization with exponential scenarios. *International Conference on Integer Programming and Combinatorial Optimization*, 439–453 (Springer).
- Feldman J, Mehta A, Mirrokni V, Muthukrishnan S (2009) Online stochastic matching: Beating  $1-1/e$ . *2009 50th Annual IEEE Symposium on Foundations of Computer Science*, 117–126 (IEEE).
- Feldman M, Svensson O, Zenklusen R (2016) Online contention resolution schemes. *Proceedings of the twenty-seventh annual ACM-SIAM symposium on Discrete algorithms*, 1014–1033 (SIAM).
- Feng Y, Niazadeh R (2020) Batching and optimal multi-stage bipartite allocations. *Chicago Booth Research Paper* (20-29).
- Feng Y, Niazadeh R, Saberi A (2021) Two-stage stochastic matching with application to ride hailing. *Proceedings of the 2021 ACM-SIAM Symposium on Discrete Algorithms (SODA)*, 2862–2877 (SIAM).
- Feng Y, Niazadeh R, Saberi A (2023) Two-stage stochastic matching and pricing with applications to ride hailing. *Operations Research* .
- Gabow HN, Tarjan RE (1988) Algorithms for two bottleneck optimization problems. *Journal of Algorithms* 9(3):411–417.
- Garfinkel RS, Gilbert K (1978) The bottleneck traveling salesman problem: Algorithms and probabilistic analysis. *Journal of the ACM (JACM)* 25(3):435–448.
- Goel G, Mehta A (2008) Online budgeted matching in random input models with applications to adwords. *SODA*, volume 8, 982–991.
- Gupta A, Nagarajan V, Ravi R (2010) Thresholded covering algorithms for robust and max-min optimization. *International Colloquium on Automata, Languages, and Programming*, 262–274 (Springer).
- Haeupler B, Mirrokni VS, Zadimoghaddam M (2011) Online stochastic weighted matching: Improved approximation algorithms. *International workshop on internet and network economics*, 170–181 (Springer).
- Hochbaum DS, Shmoys DB (1986) A unified approach to approximation algorithms for bottleneck problems. *Journal of the ACM (JACM)* 33(3):533–550.
- Jaillet P, Lu X (2014) Online stochastic matching: New algorithms with better bounds. *Mathematics of Operations Research* 39(3):624–646.
- Kaibel V, Peinhardt M (2006) On the bottleneck shortest path problem .
- Kalyanasundaram B, Pruhs K (1993) Online weighted matching. *Journal of Algorithms* 14(3):478–488.
- Kann V (1991) Maximum bounded 3-dimensional matching is max snp-complete. *Information Processing Letters* 37(1):27–35.
- Karande C, Mehta A, Tripathi P (2011) Online bipartite matching with unknown distributions. *Proceedings of the forty-third annual ACM symposium on Theory of computing*, 587–596.
- Karp RM (2010) *Reducibility among combinatorial problems* (Springer).

- Karp RM, Vazirani UV, Vazirani VV (1990) An optimal algorithm for on-line bipartite matching. *Proceedings of the twenty-second annual ACM symposium on Theory of computing*, 352–358.
- Katriel I, Kenyon-Mathieu C, Upfal E (2008) Commitment under uncertainty: Two-stage stochastic matching problems. *Theoretical Computer Science* 408(2-3):213–223.
- Khuller S, Mitchell SG, Vazirani VV (1994) On-line algorithms for weighted bipartite matching and stable marriages. *Theoretical Computer Science* 127(2):255–267.
- Khuller S, Pless R, Sussmann YJ (2000) Fault tolerant k-center problems. *Theoretical Computer Science* 242(1-2):237–245.
- Kong N, Schaefer AJ (2006) A factor 12 approximation algorithm for two-stage stochastic matching problems. *European Journal of Operational Research* 172(3):740–746.
- Korula N, Pál M (2009) Algorithms for secretary problems on graphs and hypergraphs. *International Colloquium on Automata, Languages, and Programming*, 508–520 (Springer).
- Lee E, Singla S (2017) Maximum matching in the online batch-arrival model. *International Conference on Integer Programming and Combinatorial Optimization*, 355–367 (Springer).
- Lyft (2016) Matchmaking in lyft line - part 1. <https://eng.lyft.com/matchmaking-in-lyft-line-9c2635fe62c4>.
- Manshadi VH, Gharan SO, Saberi A (2012) Online stochastic matching: Online actions based on offline statistics. *Mathematics of Operations Research* 37(4):559–573.
- Matuschke J, Schmidt-Kraepelin U, Verschae J (2018) Maintaining perfect matchings at low cost. *arXiv preprint arXiv:1811.10580* .
- Mehta A (2013) Online matching and ad allocation .
- Mehta A, Saberi A, Vazirani U, Vazirani V (2007) Adwords and generalized online matching. *Journal of the ACM (JACM)* 54(5):22–es.
- Mehta A, Waggoner B, Zadimoghaddam M (2014) Online stochastic matching with unequal probabilities. *Proceedings of the twenty-sixth annual ACM-SIAM symposium on Discrete algorithms*, 1388–1404 (SIAM).
- Meyerson A, Nanavati A, Poplawski L (2006) Randomized online algorithms for minimum metric bipartite matching. *Proceedings of the seventeenth annual ACM-SIAM symposium on Discrete algorithm*, 954–959 (Society for Industrial and Applied Mathematics).
- Nagarajan V, Schieber B, Shachnai H (2013) The euclidean k-supplier problem. *International Conference on Integer Programming and Combinatorial Optimization*, 290–301 (Springer).
- Raghvendra S (2016) A robust and optimal online algorithm for minimum metric bipartite matching. *Approximation, Randomization, and Combinatorial Optimization. Algorithms and Techniques (APPROX/RANDOM 2016)* (Schloss Dagstuhl-Leibniz-Zentrum fuer Informatik).
- Uber (2020) Uber marketplace and matching. <https://marketplace.uber.com/matching>.
- Zhang L, Hu T, Min Y, Wu G, Zhang J, Feng P, Gong P, Ye J (2017) A taxi order dispatch model based on combinatorial optimization. *Proceedings of the 23rd ACM SIGKDD international conference on knowledge discovery and data mining*, 2151–2159.

## Appendix

### A. Comparison to a fully adversarial model

In this section, we compare the TSRMB model to a *fully adversarial* model where we assume complete adversarial conditions without a predefined uncertainty set  $\mathcal{S}$  defining scenarios. The goal is to show that unlike the TSRMB model, the fully adversarial problem lacks a bounded approximation. Specifically, consider a scenario where there is a set of first-stage riders that need to be matched in the first stage with minimum average cost. Then, the adversary selects a second-stage scenario of riders that needs to be matched with the minimum bottleneck cost. If the adversary arbitrarily selects the second-stage scenario, not from a predefined uncertainty set, then the cost of any algorithm can be arbitrarily high compared to an offline algorithm that knows the scenario realization upfront.

To illustrate this, consider the following instance: we have a line with  $m + 1$  points, labeled  $1, 2, \dots, m + 1$ , each representing a driver. There is a distance of 1 between two consecutive points  $i$  and  $i + 1$ . Consider  $m$  first-stage riders located at points 1 through  $m$ . The second-stage scenario is composed of a single rider, picked by an adversary. Suppose an algorithm match the initial set of first-stage riders, without any knowledge of the uncertainty set. This algorithm would leave one driver unused, say driver  $i$ . If  $i \leq m/2$ , let the adversary choose a second-stage rider located at point  $m + 1$ , so the second-stage cost is greater than  $m/2$ . If  $i \geq m/2$ , the adversary can choose a second-stage rider located at point 1, making the second-stage cost again greater than  $m/2$ . Hence, the total cost of the algorithm can be  $\Omega(m)$  in the worst case. In contrast, an offline algorithm that knows the scenario realization upfront can optimize the matching. If the second-stage rider is located at point 1, then driver 1 is used to match it, resulting in a zero second-stage cost. The first-stage riders are matched such that driver  $i + 1$  serves rider  $i$ , resulting in an average cost of 1. Similarly, if the second-stage rider appears at point  $m + 1$ , each driver  $i$  serves rider  $i$ , resulting in a zero cost. This example demonstrates that achieving an online competitive ratio in the context of a fully adversarial two-stage model is not feasible.

### B. NP-Hardness proofs for TSRMB

#### B.1. Proof of Theorem 1

We start by presenting the 3-Dimensional Matching problem that we use in our reduction to show Theorem 1. This problem is known to be strongly NP-hard (Kann (1991)).

**3-Dimensional Matching (3-DM):** Given three sets  $U$ ,  $V$ , and  $W$  of equal cardinality  $n$ , and a subset  $T$  of  $U \times V \times W$ , is there a subset  $M$  of  $T$  with  $|M| = n$  such that whenever  $(u, v, w)$  and  $(u', v', w')$  are distinct triples in  $M$ ,  $u \neq u'$ ,  $v \neq v'$ , and  $w \neq w'$ ?

*Proof of Theorem 1.* Consider an instance of the 3-Dimensional Matching Problem. We can use it to construct (in polynomial time) an instance of TSRMB with 2 scenarios as follows:

- Create two scenarios of size  $n$ :  $S_1 = U$  and  $S_2 = V$ .
- Set  $D = T$ , every driver corresponds to a triple in  $T$ .
- For every  $w \in W$ , let  $d_T(w)$  be the number of sets in  $T$  that contain  $w$ . We create  $d_T(w) - 1$  first stage riders, that are all copies of  $w$ . The total number of first stage riders is therefore  $|R_1| = |T| - n$ .
- For  $(w, e) \in R_1 \times D$ ,  $d(w, e) = \begin{cases} 1 & \text{if } w \in e \\ 3 & \text{otherwise.} \end{cases}$
- For  $(u, e) \in S_1 \cup S_2 \times D$ ,  $d(u, e) = \begin{cases} 1 & \text{if } u \in e \\ 3 & \text{otherwise.} \end{cases}$
- For  $u, v \in R_1 \cup S_1 \cup S_2$ ,  $d(u, v) = \min_{e \in D} d(u, e) + d(v, e)$ .
- For  $e, f \in D$ ,  $d(e, f) = \min_{u \in R_1 \cup S_1 \cup S_2} d(u, e) + d(u, f)$ .

This choice of distances induces a metric graph. We claim that there exists a 3-dimensional matching if and only if there exists a solution to this TSRMB instance with total cost equal to 2. Suppose that  $M = \{e_1, \dots, e_n\} \subset T$  is a 3-Dimensional matching. Let  $e_1, \dots, e_n$  be the drivers that correspond to  $M$  in the TSRMB instance. We show that by using  $D_1 = D \setminus \{e_1, \dots, e_n\}$  as a first stage decision, we ensure that the total cost for the TSRMB instance is equal to 2. For any rider  $u$  in scenario  $S_1$ , by definition of  $M$ , there exists a unique edge  $e_i \in M$  that covers  $u$ . The corresponding driver  $e_i \notin D_1$  can be matched to  $u$  with a distance equal to 1. Furthermore,  $e_i$  cannot be matched to any other rider in  $S_1$  with a cost at most 1. Similarly, for any rider  $v$  in scenario  $S_2$ , since there exists a unique edge  $e_j \in M$  that covers  $v$ , the corresponding driver can be matched to  $v$  with a cost of 1. The second stage cost is therefore equal to 1. As for the first stage cost, we know by definition of  $M$ , that every element  $w \in W$  is covered exactly once. Therefore, for every  $w \in W$ , there exists  $d_T(w) - 1$  edges that contain  $w$  in  $T \setminus M$ . This means that every 1st stage rider can be matched to a driver in  $D_1$  with a cost equal to 1. Hence the total cost of this two-stage matching is equal to 2.

Suppose now that there exists a solution to the TSRMB instance with a cost equal to 2. This means that the first and second stage costs are both equal to 1. Let  $M = \{e_1, \dots, e_n\}$  be the set of drivers used in the second stage of this solution. We show that  $M$  is a 3-dimensional matching. Let  $e_i = (u, v, w)$  and  $e_j = (u', v', w')$  be distinct triples in  $M$ . Since the second stage cost is equal to 1, the driver  $e_i$  (resp.  $e_j$ ) must be matched to  $u$  (resp.  $u'$ ) in  $S_1$ . Since we have exactly  $n$  second stage drivers and  $n$  riders in  $S_1$ , this means that  $e_i$  and  $e_j$  have to be matched to different second stage riders in  $S_1$ . Therefore we get  $u' \neq u$ . Similarly we see that  $v' \neq v$ . Assume now that  $w = w'$ , this means that the TSRMB solution has used two drivers (triples)  $e_i$  and  $e_j$  that contain  $w$  in the second stage. It is therefore impossible to match all the  $d_T(w) - 1$  copies of  $w$  in the first stage with a cost equal to 1. Therefore  $w \neq w'$ . The above construction can be performed in polynomial time of the 3-DM input, and therefore shows that TSRMB with two scenarios is NP-hard.

Now, to show that TSRMB is hard to approximate within a factor better than 2, we consider three scenarios. Consider an instance of 3-DM. We can use it to construct an instance of TSRMB with 3 scenarios as follows:

- Create 3 scenarios of size  $n$ :  $S_1 = U$ ,  $S_2 = V$  and  $S_3 = W$ .
- Set  $D = T$ .
- Create  $|R_1| = |T| - n$  first stage riders.
- For  $(w, e) \in R_1 \times D$ ,  $d(w, e) = 1$ .
- For  $(u, e) \in S_1 \cup S_2 \cup S_3 \times D$ ,  $d(u, e) = \begin{cases} 1 & \text{if } u \in e \\ 3 & \text{otherwise.} \end{cases}$
- For  $u, v \in R_1 \cup S_1 \cup S_2 \cup S_3$ ,  $d(u, v) = \min_{e \in D} d(u, e) + d(v, e)$ .
- For  $e, f \in D$ ,  $d(e, f) = \min_{u \in R_1 \cup S_1 \cup S_2 \cup S_3} d(u, e) + d(u, f)$ .

This choice of distances induces a metric graph. Similarly to the proof of 2 scenarios, we can show that there exists a 3-dimensional matching if and only if there exists a TSRMB solution with cost equal to 2. Furthermore, any solution for this TSRMB instance have either total cost of 2 or 4 (the first stage cost is always equal to 1). We show that if a  $(2 - \epsilon)$ -approximation (for some  $\epsilon > 0$ ) to the TSRMB exists then 3-Dimensional Matching is decidable. We know that this instance of TSRMB has a solution with total cost equal to 2 if and only if there is a 3-dimensional matching. Furthermore, if there is no 3-dimensional matching, the cost of the optimal solution to TSRMB must be 4. Therefore, if an algorithm guarantees a ratio of  $(2 - \epsilon)$  and a 3-dimensional matching exists, the algorithm delivers a solution with total cost equal to 2. If there is no 3-dimensional matching, then the solution produced by the algorithm has a total cost of 4.  $\square$

## B.2. Proof of Theorem 2

In order to proof Theorem 2, we employ a reduction from the Clique problem, defined as follows:

**Clique Problem:** Given an unweighted graph  $G$  with edges  $E$  and vertices  $V$ , a clique of size  $p$  is a subset of  $p$  vertices where each pair of vertices is adjacent. The Clique problem involves determining whether, for a given graph  $G = (V, E)$  and an integer  $p$ , there exists a clique of size  $p$ . This problem is one of Karp's 21 NP-complete problems [Karp \(2010\)](#).

*Proof of Theorem 2 .* Consider TSRMB under an implicit model of uncertainty where the sets of second stage riders is given by the budgeted of uncertainty set:  $\mathcal{S} = \{S \subset R_2 \mid |S| \leq k\}$ . Consider an instance of the Clique problem with a graph  $G = (V, E)$  and an integer  $p$ . We construct the corresponding TSRMB instance as follows. Let  $k = \binom{p}{2}$  be the maximum size of each scenario in  $\mathcal{S}$ .

- The set of first stage riders  $R_1 = \emptyset$ .
- The set  $R_2$  consists of  $|E|$  riders, each corresponding to an edge in  $G$ . Every scenario  $S \subseteq R_2$  has a size at most  $k$ .

• The set of drivers  $D$  comprises  $|V| + k - p - 1$  drivers, divided into two categories:  $D = A \cup B$ . The set  $A$  contains  $|V|$  drivers corresponding to the vertices in  $V$ , and set  $B$  includes the remaining  $k - p - 1$  drivers.

The distances between riders and drivers are defined as follows:

- For  $(i, e) \in B \times R_2$ ,  $d(i, e) = 1$ .
- For  $(i, e) \in A \times R_2$ ,  $d(i, e) = \begin{cases} 1 & \text{if vertex } i \text{ is adjacent to edge } e \text{ in } G, \\ 3 & \text{otherwise.} \end{cases}$
- For  $i, i' \in D$ ,  $d(i, i') = \min_{e \in R_2} \{d(i, e) + d(i', e)\}$ .
- For  $e, e' \in R_2$ ,  $d(e, e') = \min_{i \in D} \{d(i, e) + d(i, e')\}$ .

This configuration of distances results in a metric graph. Note that all edges in the bipartite graph between riders  $R_2$  and drivers  $D$  have a distance cost of either 3 or 1. The first stage cost is 0 because  $R_1 = \emptyset$ , so the objective value of TSRMB corresponds to the second stage cost. Given that the cost of the objective function in the second stage is a bottleneck matching, the optimal objective value of problem TSRMB is either 1 or 3. In the next Lemma, we will demonstrate that the objective value is 3 if and only if there exists a clique of size  $p$  in the graph  $G$ .

LEMMA 5. *The objective value of TSRMB is 3 if and only if there exists a clique of size  $p$  in the graph  $G$ .*

*Proof of Lemma 5.* Suppose there exists a clique  $C$  of size  $p$  in  $G = (V, E)$ . All vertices in  $C$  are adjacent, forming  $\binom{p}{2} = k$  edges. Let  $S \subseteq R_2$  represent riders corresponding to these  $k$  edges. Note that  $S \in \mathcal{S}$  is a feasible scenario for TSRMB as its size equals  $k$ . These  $k$  edges are connected only to vertices of the clique  $C$ . Hence, any vertex in  $V \setminus C$  is not adjacent to any edge in  $S$ . This implies that the distance between any rider  $e \in S$  and a driver in  $V \setminus C$  is 3. The size of  $B$  is  $k - p - 1$ , and the size of scenario  $S$  is  $k$ , so at least  $p + 1$  of the riders in  $S$  need to be matched with drivers from  $A$ . Note that  $A = C \cup \{V \setminus C\}$  and  $|C| = p$ . So, at least one rider in  $S$  needs to be matched to a driver in  $V \setminus C$ . We showed that distance between any rider in  $S$  and any driver in  $V \setminus C$  is equal to 3. Thus, any matching between  $S$  and drivers from  $R_2$  will have at least one edge with a distance of 3. Consequently, the bottleneck cost of matching  $S$  is  $\text{cost}_2(D, S) = 3$ . We have established the existence of one scenario with a cost of 3. Therefore, the optimal objective value of TSRMB is 3.

Conversely, suppose the optimal objective value is 3. This means that if we consider only the edges of distance 1 and remove the edges of distance 3 in the bipartite graph between drivers and riders, we cannot find a perfect matching for every scenario  $S \in \mathcal{S}$ . Consider  $U$  the unweighted bipartite graph between drivers and riders, where we keep only the edges of distance 1 and remove those with distance 3. By Hall's Theorem, this implies the existence of  $S \subseteq R_2$  such that  $|S| \leq k$  and  $|S| > |N(S)|$ , where  $N(S)$  denotes the neighbors of  $S$  in the graph  $U$ . Let  $\mathcal{E}$  be the set of edges in  $G$



corresponding to the scenario  $S$ . Take a rider in  $S$ ; it has a distance of 1 with all drivers in  $B$  and with the two drivers corresponding to vertices in  $A$  that are adjacent to the edge that represents the rider. Hence, the rider has a neighbor in the graph  $U$  of size  $|B| + 2 = k - p + 1 = \frac{p(p-1)}{2} - p + 1 = \binom{p-1}{2}$ . Therefore,  $|N(S)| \geq \binom{p-1}{2}$ , implying that  $|S| \geq \binom{p-1}{2} + 1$ . Note that, in general, the maximum number of edges that can be formed with  $p - 1$  vertices is  $\binom{p-1}{2}$ . Since  $|S| \geq \binom{p-1}{2} + 1$ , it follows that the number of vertices that are used to form the edges in  $\mathcal{E}$ , is at least  $p$ . Therefore, the size of the neighborhood of  $S$  in  $U$  is at least  $p + (k - p - 1) = k - 1$ . Hence,  $|S| > |N(S)| \geq k - 1$ , which implies  $|S| \geq k$ . Given that  $|S| \leq k$ , we conclude that  $|S| = k$  and  $N(S) = k - 1$ . In the graph  $U$ , the neighbors of  $S$  belonging to the set  $B$  are of size  $k - p - 1$ , so the the neighbors of  $S$  belonging to the set  $A$  are of size  $p$ . Recall, by definition, that the neighbors of  $S$  belonging to the set  $A$  correspond to vertices from  $V$  that are adjacent in the graph  $G$  to the edges in  $\mathcal{E}$ . This means that we have  $p$  vertices in  $V$  that form  $k = \binom{p}{2}$  edges. Consequently, there is a clique of size  $p$  in the graph  $G$ . □

To conclude, as the decision problem of finding a clique of a given size is NP-complete, determining whether the cost TSRMB is 1 or 3 is also NP-complete. Hence, unless  $\text{NP}=\text{P}$ , it is NP-hard to approximate TSRMB within a factor better than  $3 - \epsilon$  for any  $\epsilon > 0$ . □

### B.3. Proof of Theorem 3

In order to show Theorem 3, we employ a reduction from the set cover problem, defined as follows:

**Set Cover Problem:** Given a set of elements  $\mathcal{U} = \{1, 2, \dots, n\}$  (called the universe), a collection  $S_1, \dots, S_m$  of  $m$  sets whose union equals the universe and an integer  $p$ .

Question: Is there a set  $C \subset \{1, \dots, m\}$  such that  $|C| \leq p$  and  $\bigcup_{i \in C} S_i = \mathcal{U}$ ? This problem is known to be strongly NP-hard Feige (1998).

*Proof of Theorem 3.* We prove the theorem for  $k = 1$ . We start from an instance of the Set Cover problem and construct an instance of the TSRMB problem. Consider an instance of the decision problem of set cover. We can use it to construct the following TSRMB instance:

- Create  $m$  drivers  $D = \{1, \dots, m\}$ . For each  $j \in \{1, \dots, m\}$ , driver  $j$  corresponds to set  $S_j$ .
- Create  $m - p$  first stage riders,  $R_1 = \{1, \dots, m - p\}$ .
- Create  $n$  second stage riders,  $R_2 = \{1, \dots, n\}$ .
- Set  $\mathcal{S} = \{\{1\}, \dots, \{n\}\}$ . Every scenario is of size 1.

As for the distances between riders and drivers, we define them as follows:

- For  $(i, j) \in R_1 \times D$ ,  $d(i, j) = 1$ .
- For  $(i, j) \in R_2 \times D$ ,  $d(i, j) = \begin{cases} 1 & \text{if } i \in S_j \\ 3 & \text{otherwise.} \end{cases}$

- For  $i, i' \in R_1 \cup R_2$ ,  $d(i, i') = \min_{j \in D} d(i, j) + d(i', j)$ .
- For  $j, j' \in D$ ,  $d(j, j') = \min_{i \in R_1 \cup R_2} d(i, j) + d(i, j')$ .

This choice of distances induces a metric graph. Moreover, every feasible solution to this TSRMB instance has a first stage cost of exactly 1. We show that a set cover of size  $\leq p$  exists if and only if there is a TSRMB solution with total cost equal to 2. Suppose without loss of generality that  $S_1, \dots, S_p$  is a set cover. Then by using the drivers  $\{1, \dots, p\}$  in the second stage, we ensure that every scenario is matched with a cost of 1. This implies the existence of a solution with total cost equal to 2. Now suppose there is a solution to the TSRMB problem with cost equal to 2. Let  $D_2$  be the set of second stage drivers of this solution, then we have  $|D_2| = p$ . We claim that the sets corresponding to drivers in  $D_2$  form a set cover. In fact, since the total cost of the TSRMB solution is equal to 2, the second stage cost is equal to 1. This means that for every scenario  $i \in \{1, \dots, n\}$ , there is a driver  $j \in D_2$  within a distance 1 from  $i$ . Therefore  $i \in S_j$  and  $\{S_j : j \in D_2\}$  is a set cover.

Next we show that if  $(2 - \epsilon)$ -approximation (for some  $\epsilon > 0$ ) to the TSRMB exists then Set Cover is decidable. We know that the TSRMB problem has a solution of cost 2 if and only if there is a set cover of size at most  $p$ . Furthermore, if there is no such set cover, the cost of the optimal solution must be 4. Therefore, if the algorithm guarantees a ratio of  $(2 - \epsilon)$  and there is a set cover of size at most  $p$ , the algorithm delivers a solution with a total cost of 2. If there is no set cover, then clearly the solution produced by the algorithm has a cost of 4.  $\square$

#### B.4. Proof of Theorem 7

Consider TSRMB under an implicit model of uncertainty described by the intersection of two budget of uncertainty sets as defined in (2). In particular, we consider a universe of second stage riders  $R_2$  that is composed of two sets:  $R_2 = X \cup Y$  with  $X \cap Y = \emptyset$ . The uncertainty set  $\mathcal{S}$  is defined as:

$$\mathcal{S} = \{S \subset R_2 \mid |S \cap X| \leq k_X, |S \cap Y| \leq k_Y\}.$$

The set  $\mathcal{S}$  is also known in the literature of robust optimization as disjoint budgeted constrained set [El Housni and Goyal \(2021\)](#). A scenario in  $\mathcal{S}$  is formed of at most  $k_X$  riders from  $X$  and at most  $k_Y$  riders from  $Y$ . To prove Theorem 7, we employ a reduction from the Clique problem, which we defined earlier.

Consider an instance of the Clique problem with a graph  $G = (V, E)$  and an integer  $p$ . We construct a TSRMB instance as follows. Let  $k_X = \binom{p}{2}$  and  $k_Y = |V| - p + 1$ .

- The set  $R_1 = \emptyset$ . The set  $R_2 = X \cup Y$  with  $X \cap Y = \emptyset$ .
- The set  $X$  consists of  $|E|$  riders, each corresponding to an edge in  $G$ . Every scenario  $S \subseteq A$  has a size at most  $k_X$ .

- The set  $Y$  consists of  $k_Y$  riders. Every scenario  $S \subseteq Y$  has a size at most  $k_Y$ .
- The set  $D$  comprises  $k_X + k_Y$  drivers, divided into two categories:  $D_2 = A \cup B$ . The set  $A$  contains  $|V|$  drivers corresponding to the vertices in  $V$ , and set  $B$  includes the remaining  $k_X + k_Y - |V|$  drivers.

The distances between riders and drivers are defined as follows:

- For  $(i, j) \in D \times Y$ ,  $d(i, j) = 1$ .
- For  $(i, e) \in B \times X$ ,  $d(i, e) = 1$ .
- For  $(i, e) \in A \times X$ ,  $d(i, e) = \begin{cases} 1 & \text{if vertex } i \text{ is adjacent to edge } e \text{ in } G, \\ 3 & \text{otherwise.} \end{cases}$
- For  $i, i' \in D$ ,  $d(i, i') = \min_{e \in R_2} \{d(i, e) + d(i', e)\}$ .
- For  $e, e' \in R_2$ ,  $d(e, e') = \min_{i \in D} \{d(i, e) + d(i, e')\}$ .

This configuration of distances results in a metric graph. The maximum size of a scenario is  $k_X + k_Y$  and  $|R_1| = 0$ . The surplus is 0 because  $k_X + k_Y + |R_1| = |D|$ . Note that all edges in the bipartite graph between riders  $R_2 = X \cup Y$  and drivers  $D = A \cup B$  have a distance cost of either 3 or 1. The first stage cost is 0 because  $R_1 = \emptyset$ . The cost of the objective function in the second stage is a bottleneck matching; therefore, the optimal objective value of this instance of TSRMB is either 1 or 3. Note that the edges between any rider in  $Y$  and any driver in  $D$  have a distance of 1. In a worst-case scenario, there will be  $k_Y$  riders from  $Y$  and  $k_X$  riders from  $X$ . If we can match the  $k_X$  riders from  $X$  with a bottleneck cost of 1, then we can use the remaining drivers to match the riders from  $Y$ . The bottleneck cost will remain 1 because all distances between  $Y$  and  $D$  are 1. Conversely, if the bottleneck matching cost for  $k_X$  drivers from  $X$  is 3, then the cost of matching the full scenario is also 3. This indicates that the objective value of TSRMB is 3 if and only if there exists a scenario of  $k_X$  drivers from  $X$  for which the bottleneck matching cost is 3. Scenarios of size at most  $k_X$  from  $X$  form a budget of uncertainty. This brings us to exactly the same setting as in Lemma 5, where it was shown that there exists a scenario in the budget of uncertainty set of cost 3 if and only if there exists a clique of size  $p$  in the graph  $G$ . Thus, we conclude again that the objective value of our TSRMB problem is either 1 or 3, and it is 3 if and only if there exists a clique of size  $p$ . Therefore, as the decision problem of finding a clique of a given size is NP-complete, determining whether the cost of TSRMB is 1 or 3 is also NP-complete. Hence, unless NP equals P, it is NP-hard to approximate TSRMB within a factor better than  $3 - \epsilon$  for any  $\epsilon > 0$ .  $\square$

### C. Proofs of Section 6.1

*Proof of Claim 5.*

1. In the optimal solution of the original problem,  $R_1$  is matched to a subset  $D_1^*$  of drivers. The scenario  $S_1$  is matched to a set of drivers  $D_{S_1}$  where  $D_1^* \cap D_{S_1} = \emptyset$ . Let  $D_o$  be the set of drivers that are matched to  $o_1, \dots, o_j^*$  in a scenario that contains  $o_1, \dots, o_j^*$ . It is clear that  $D_1^* \cap D_o = \emptyset$ . We

claim that  $D_o \cap D_{S_1} = \emptyset$ . In fact, suppose there is a driver  $\rho \in D_o \cap D_{S_1}$ . This implies the existence of some  $o_j$  with  $j \leq j^*$  and some rider  $r \in S_1$  such that  $d(\rho, o_j) \leq OPT_2$  and  $d(\rho, r) \leq OPT_2$ . But then  $d(\delta, o_j) \leq d(\delta, r) + d(\rho, r) + d(\rho, o_j) \leq 3OPT_2$  which contradicts the fact the  $o_j$  is an outlier. Therefore  $D_o \cap D_{S_1} = \emptyset$ . We show that  $D_1^*$  is a feasible first stage solution to the single scenario problem of  $S_1 \cup \{o_1, \dots, o_{j^*}\}$  with a cost at most  $OPT_1 + OPT_2$ . In fact,  $D_1^*$  can be matched to  $R_1$  with a cost at most  $OPT_1$ ,  $D_{S_1}$  to  $S_1$  and  $D_o$  to  $\{o_1, \dots, o_{j^*}\}$  with a cost at most  $OPT_2$ . Therefore  $\Omega_{j^*} + \Delta_{j^*} \leq OPT_1 + OPT_2$ .

2. Recall that  $cost_1(D_1(j^*), R_1) = \Omega_{j^*}$ . Consider a scenario  $S$  and a rider  $r \in S$ . Let  $\mathcal{B}'$  be the set of the  $n - \ell$  closest second stage riders to  $\delta$ . Let  $D_{S_1}(j^*)$  be set of second stage drivers matched to  $S_1$  in the single scenario problem for scenario  $S_1 \cup \{o_1, \dots, o_{j^*}\}$ . Let  $D_o(j^*)$  be the set of second stage drivers matched to  $\{o_1, \dots, o_{j^*}\}$  in the single scenario problem for scenario  $S_1 \cup \{o_1, \dots, o_{j^*}\}$ . Recall that the second stage cost for this single scenario problem is  $\Delta_{j^*}$ . We distinguish three cases:

(a) If  $r \in \mathcal{B}'$ , then by Lemma 4,  $r$  is connected to every driver in  $D_{S_1}(j^*)$  within a distance at most  $\Delta_{j^*} + 4OPT_2$ .

(b) If  $r \in \{o_{j^*+1}, \dots, o_\ell\}$ , then  $r$  is connected to every driver in  $D_{S_1}(j^*)$  within a distance at most  $3OPT_2 + OPT_2 + \Delta_{j^*}$ .

(c) If  $r \in \{o_1, \dots, o_{j^*}\}$  (i.e.,  $r$  an outlier), then  $r$  can be matched to a different driver in  $D_o(j^*)$  within a distance at most  $OPT_2$ .

This means that in every case, we can match  $r$  to a driver in  $D \setminus D_1(j^*)$  with a cost at most  $4OPT_2 + \Delta_{j^*}$ . This implies that

$$\max_{S \in \mathcal{S}} cost_2(D \setminus D_1(j^*), S) \leq 4OPT_2 + \Delta_{j^*}$$

and therefore

$$\Omega_{j^*} + \max_{S \in \mathcal{S}} cost_2(D \setminus D_1(j^*), S) \leq \Omega_{j^*} + \Delta_{j^*} + 4OPT_2 \leq OPT_1 + 5OPT_2.$$

□

*Proof of Claim 6.* Let  $\alpha_j$  be the second stage cost of  $D_1(j)$  on the TSRBM instance with scenarios  $S_1$  and  $S_2$ . Formally,  $\alpha_j = \max_{S \in \{S_1, S_2\}} cost_2(D \setminus D_1(j), S)$ . Therefore  $\beta_j = \Omega_j + \alpha_j$ . Let's consider the two sets

$$\begin{aligned} O_1 &= \{r \in \{o_1, \dots, o_\ell\} \mid d(r, \delta) > 2\alpha_j + OPT_2\}. \\ O_2 &= \{o_1, \dots, o_\ell\} \setminus O_1. \end{aligned}$$

Consider  $D_1(j)$  as a first stage decision to TSRMB with scenarios  $S_1$  and  $S_2$ . Let  $\tilde{D}_1 \subset D \setminus D_1(j)$  be the set of drivers that are matched to  $O_1$  when the scenario  $S_2 = \{o_1, \dots, o_\ell\}$  is realized. Similarly,

let  $\tilde{D}_2 \subset D \setminus D_1(j)$  be the drivers matched to scenario  $S_1$ . We claim that  $\tilde{D}_1 \cap \tilde{D}_2 = \emptyset$ . Suppose that there exists some driver  $\rho \in \tilde{D}_1 \cap \tilde{D}_2$ , this implies the existence of some  $o \in O_1$  and  $r \in S_1$  such that  $d(\rho, o) \leq \alpha_j$  and  $d(\rho, r) \leq \alpha_j$ . And since  $d(r, \delta) \leq OPT_2$  by definition of  $\delta$  we would have

$$d(o, \delta) \leq d(\rho, o) + d(\rho, r) + d(r, \delta) \leq 2\alpha_j + OPT_2,$$

which contradicts the definition of  $O_1$ . Therefore  $\tilde{D}_1 \cap \tilde{D}_2 = \emptyset$ .

Now consider a scenario  $S \in \mathcal{S}$ . The riders of  $S \cap O_1$  can be matched to  $\tilde{D}_1$  with a bottleneck cost at most  $\alpha_j$ . Recall that by Lemma 4, any rider in  $R_2 \setminus \{o_1, \dots, o_\ell\}$  is within a distance at most  $4OPT_2$  from any rider in  $S_1$ . The riders  $r \in S \setminus \{o_1, \dots, o_\ell\}$  can therefore be matched to any driver  $\rho \in \tilde{D}_2$  within a distance at most

$$d(r, \rho) \leq d(r, S_1) + d(S_1, \rho) \leq 4OPT_2 + \alpha_j.$$

As for riders  $r \in S \cap O_2$ , they can also be matched to any driver  $\rho$  of  $\tilde{D}_2$  within a distance at most

$$d(r, \rho) \leq d(r, \delta) + d(\delta, S_1) + d(S_1, \rho) \leq 2\alpha_j + OPT_2 + OPT_2 + \alpha_j = 3\alpha_j + 2OPT_2.$$

Therefore we can bound the second stage cost

$$\max_{S \in \mathcal{S}} cost_2(D \setminus D_1(j), S) \leq \max\{\alpha_j + 4OPT_2, 3\alpha_j + 2OPT_2\}$$

and we get that

$$cost_1(D_1(j), R_1) + \max_{S \in \mathcal{S}} cost_2(D \setminus D_1(j), S) \leq \max\{\beta_j + 4OPT_2, 3\beta_j + 2OPT_2\}.$$

The other inequality  $\beta_j \leq cost_1(D_1(j), R_1) + \max_{S \in \mathcal{S}} cost_2(D \setminus D_1(j))$  is trivial.  $\square$

#### D. Arbitrary surplus with $k = 1$

Before presenting the proof of Theorem 9, we introduce the  $p$ -supplier problem. The problem consists of  $n$  points in a metric space, that are partitioned into a client set  $C$  and a set of facilities  $F$ . Additionally, we are given a bound  $p \leq |F|$ . The objective is to open a set  $S \subset F$  of  $p$  facilities that minimizes the maximum distance of a client to its closest open facility. The  $p$ -supplier problem is a generalization of the  $p$ -center problem, where the client and facility sets are identical (see Hochbaum and Shmoys (1986), Khuller et al. (2000) for more details). We use the 3-approximation algorithm presented in Hochbaum and Shmoys (1986) as a subroutine in Step 2 of Algorithm 6.

*Proof of Theorem 9.* To prove the theorem, we present the following two claims:

CLAIM 7. For all  $r \in R_2$ , there exists  $\delta \in D_2$  s.t.  $d(r, \delta) \leq 11OPT_2$ .

*Proof of Claim 7.* Let  $D_1^*$  be an optimal solution for the TSRMB problem with  $k = 1$ .  $D \setminus D_1^*$  is a feasible solution for the  $p$ -supplier problem on the bipartite graph  $D \cup R_2$ , with centers in  $D$ . The  $p$ -supplier cost for  $D \setminus D_1^*$  is equal to  $OPT_2$ . Therefore, the 3-approximation computed in Step 2 of the algorithm has a cost at most  $3OPT_2$ . This implies that initially, and before Step 4 of the algorithm, for every  $r \in R_2$  there exists  $\delta \in D_2$  s.t.  $d(r, \delta) \leq 3OPT_2$ . If a driver  $\delta'$  is deleted in the loop of Step 4, then it is because there exists  $\delta \in D_2$  s.t.  $d(\delta, \delta') \leq 8OPT_2$ . This implies that all the riders that were within distance  $3OPT_2$  from  $\delta'$  are now within a distance at most  $3OPT_2 + d(\delta, \delta') \leq 11OPT_2$  from  $\delta$ .  $\square$

CLAIM 8. For  $\delta \in D_2$ , there exists  $r \in R_2$  s.t.  $d(r, \delta) \leq 3OPT_2$ .

*Proof of Claim 8.* Initially, every driver in  $D_2$  has at least one rider in  $R_2$  that is within a distance at most  $3OPT_2$  (because we computed a 3-approximation to the  $p$ -supplier problem in step 2). In the for loop of step 4, we delete some drivers from  $D_2$ , but every one the remaining drivers still has at least one rider in  $R_2$  that is within a distance at most  $3OPT_2$ .  $\square$

We now show that we can match  $R_1$  to  $D \setminus D_2$  with a first stage cost at most  $OPT_1 + 4OPT_2$ . Let  $r \in R_1$ . If the optimal first stage driver of  $r$  is not in  $D_2$ , we simply match  $r$  to this optimal driver. On the other hand, suppose there exist  $r_i, r_j \in R_1$  such that the optimal first stage drivers of  $r_i$  and  $r_j$ , respectively  $\delta_i$  and  $\delta_j$ , are both used in  $D_2$ . We show that we can match  $r_i$  and  $r_j$  to two different drivers in  $D \setminus D_2$  within a distance at most  $OPT_1 + 4OPT_2$ . Since  $\delta_i, \delta_j \in D_2$ , there exists two different second stage riders  $s_i \in R_2$  and  $s_j \in R_2$  such that

$$\begin{aligned} d(\delta_i, s_i) &\leq 3OPT_2, \\ d(\delta_j, s_j) &\leq 3OPT_2. \end{aligned}$$

It is clear that  $s_i \neq s_j$ , because otherwise  $d(\delta_i, \delta_j) \leq 6OPT_2$  and either  $\delta_i$  or  $\delta_j$  would have been deleted from  $D_2$ . Let  $\delta_i^2$  and  $\delta_j^2$  be the optimal second stage drivers for  $s_i$  and  $s_j$  respectively. We argue that  $\delta_i^2 \neq \delta_j^2$ . Suppose  $\delta_i^2 = \delta_j^2$ , then

$$d(s_i, s_j) \leq d(\delta_i^2, s_i) + d(\delta_j^2, s_j) \leq 2OPT_2,$$

and

$$d(\delta_i, \delta_j) \leq d(\delta_i, s_i) + d(s_i, s_j) + d(s_j, \delta_j) \leq 8OPT_2, \tag{8}$$

but (8) implies that either  $\delta_i$  or  $\delta_j$  would have been deleted in step 3 of the algorithm. Therefore  $\delta_i^2 \neq \delta_j^2$ , and  $r_i$  (resp.  $r_j$ ) can be matched to  $\delta_i^2$  (resp.  $\delta_j^2$ ) within a distance at most

$$d(r_i, \delta_i^2) \leq d(r_i, \delta_i) + d(\delta_i, s_i) + d(s_i, \delta_i^2) \leq OPT_1 + 4OPT_2.$$

The argument above can be generalized to show that if any number of first stage riders cannot be matched to their optimal drivers, they can still be matched to pairwise different drivers in  $D \setminus D_2$  within a distance at most  $OPT_1 + 4OPT_2$ . Assume that  $t$  riders  $r_1, r_2, \dots, r_t \in R_1$  such that their optimal first stage drivers, respectively  $\delta_1, \delta_2, \dots, \delta_t$ , are used in  $D_2$ . Since  $\delta_1, \delta_2, \dots, \delta_t \in D_2$ , there exists  $t$  different second stage riders  $s_1, s_2, \dots, s_k \in R_2$  such that

$$\forall i \in \{1, \dots, t\} : d(\delta_i, s_i) \leq 3OPT_2.$$

It is clear that  $s_i \neq s_j \forall i \neq j \in \{1, \dots, t\}$ , because otherwise two of the  $t$  drivers  $\delta_i, \delta_j$  would be within  $6OPT_2$  distance resulting in one of them being deleted from  $D_2$ . It follows that  $\delta_i^2 \neq \delta_j^2 \forall i \neq j \in \{1, \dots, t\}$  and that

$$\forall i \in \{1, \dots, t\} : d(r_i, \delta_i^2) \leq OPT_1 + 4OPT_2.$$

. We showed the existence of a matching between  $R_1$  and  $D_1$  with an average weight at most  $OPT_1 + 4OPT_2$ . We know from Claim 7 that the second stage cost is at most  $11OPT_2$ . Therefore the total cost of the first stage decision  $D_1$  is at most  $OPT_1 + 15OPT_2$ .  $\square$

## E. Two-Stage Stochastic Bottleneck Matching Problem (TSSMB)

### E.1. Problem formulation

In this section, we consider a variant of the TSRMB problem with an expected second stage cost over scenarios instead of a worst-case cost. In particular, we consider a set  $R_1$  of first stage riders which is given first, and must immediately and irrevocably be matched to a subset of drivers  $D_1$  ( $D_1 \subset D$ ). Once  $R_1$  is matched, a scenario  $S_i \subset R_2$  is revealed from a list  $\mathcal{S} = \{S_1, \dots, S_q\}$  with probability  $p_i$  and need to be matched using the remaining drivers. The expected second stage cost is  $\sum_{i=1}^q p_i \cdot cost_2(D \setminus D_1, S_i)$ . The objective function is given by

$$\min_{D_1 \subset D} \left\{ cost_1(D_1, R_1) + \sum_{i=1}^q p_i \cdot cost_2(D \setminus D_1, S_i) \right\},$$

where  $cost_1(D_1, R_1)$  and  $cost_2(D \setminus D_1, S_i)$  are defined similarly to the TSRMB problem. For brevity of notation, we set  $f(D_1) = cost_1(D_1, R_1) + \sum_{i=1}^q p_i \cdot cost_2(D \setminus D_1, S_i)$ . Given an optimal first-stage solution  $D_1^*$ , we denote  $OPT_1 = cost_1(D_1^*, R_1)$ ,  $OPT_2 = \sum_{i=1}^q p_i \cdot cost_2(D \setminus D_1^*, S_i)$  and  $OPT = OPT_1 + OPT_2$ .

### E.2. NP-hardness

**COROLLARY 1.** *TSSMB is NP-hard to approximate within a factor better than  $\frac{4}{3}$ .*

*Proof.* Similar to the proof of Theorem 1, with  $S_1 = U$ ,  $S_2 = V$ ,  $S_3 = W$ , and equal probabilities  $p_1 = p_2 = p_3 = \frac{1}{3}$ . If there is a valid 3-DM then the total cost is equal to 2, and if there is no 3-DM then the total cost is at least  $1 + \frac{1}{3} \cdot 1 + \frac{1}{3} \cdot 1 + \frac{1}{3} \cdot 3 = \frac{8}{3}$ . Therefore any algorithm with an approximation ratio strictly less than  $\frac{8}{2} = \frac{4}{3}$  implies that 3-Dimensional Matching is decidable.  $\square$

### E.3. No surplus

Consider the case where there is no surplus of drivers, i.e., the total number of drivers is equal to  $|R_1|$  plus the size of the maximum scenario. We assume for the sake of simplicity that all scenarios have the same size. The proof follows as well if the sizes are different. We show in this case that we can have a 3-approximation by considering every scenario independently to get different first stage decisions, and then picking the best first stage decision among them. For every scenario  $S_i$ , we solve the following problem

$$\min_{D_1 \subset D} \left\{ cost_1(D_1, R_1) + cost_2(D \setminus D_1, S_i) \right\}$$

When there is no surplus, we know that in the optimal solution, the same set of drivers is matched to every scenario. Therefore if we have a solution for one single scenario, we can use the triangle inequality to bound the cost of this solution for any scenario.

---

**Algorithm 7:**


---

- 1: **for**  $i \in \{1, \dots, q\}$  **do**
  - 2:    $D_i^1 := \text{TSRMB-1-Scenario}(R_1, S_i, D)$ .
  - 3: **end for**
  - 4: **return**  $D_1 = \arg \min_{D_i^1} f(D_i^1)$
- 

**THEOREM 10.** *Algorithm 7 yields a solution with total cost at most  $OPT_1 + 3OPT_2$  for TSSMB with no surplus.*

*Proof.* Let  $OPT_1$  and  $OPT_2$  be the first and second stage cost of the optimal solution, and  $b_1, \dots, b_q$  be the bottleneck edge weights in the optimal second stage matchings for  $S_1, \dots, S_q$ . Therefore  $OPT_2 = \sum_{i=1}^q p_i \cdot b_i$ . We claim that  $\min_i f(D_i^1) \leq OPT_1 + 3OPT_2$ . For every  $i$ , let  $\alpha_i$  and  $\beta_i$  be the first and second stage cost of  $D_i^1$  when we consider only scenario  $S_i$ , that is

$$cost_1(D_i^1, R_1) + cost_2(D \setminus D_i^1, S_i) = \alpha_i + \beta_i.$$

It is clear that  $\alpha_i + \beta_i \leq OPT_1 + b_i$ . Furthermore, when a scenario  $S_j$  ( $j \neq i$ ) is realized, we can bound the cost of matching  $S_j$  to  $D \setminus D_i^1$  by using the triangle inequality,

$$cost_2(D \setminus D_i^1, S_j) \leq \beta_i + b_i + b_j.$$

Therefore we get that,



$$\begin{aligned}
f(D_i^1) &\leq \alpha_i + p_i \cdot \beta_i + \sum_{j \neq i} p_j (\beta_j + b_j + b_i) \\
&= \alpha_i + \beta_i + \sum_{j \neq i} p_j (b_j + b_i) \\
&\leq OPT_1 + p_i \cdot b_i + \sum_{j \neq i} p_j (b_j + 2b_i) \\
&\leq OPT_1 + OPT_2 + 2(1 - p_i)b_i.
\end{aligned}$$

Next we show that  $\min_{1 \leq i \leq q} (1 - p_i) \cdot b_i \leq OPT_2$ . Suppose, in the contrary, that for all  $i \in \{1, \dots, q\}$ , we have  $(1 - p_i) \cdot b_i > OPT_2$ , then  $p_i \cdot b_i > \frac{p_i}{1 - p_i} OPT_2$  and by summing we get that

$$OPT_2 > OPT_2 \sum_{i=1}^q \frac{p_i}{1 - p_i}.$$

We can assume without loss of generality that  $OPT_2 > 0$  and therefore we get that

$$1 > \sum_{i=1}^q \frac{p_i}{1 - p_i} = \sum_{i=1}^q \frac{p_i + 1 - 1}{1 - p_i} = \sum_{i=1}^q \frac{1}{1 - p_i} - q,$$

which implies that

$$q \geq \sum_{i=1}^q \frac{1}{1 - p_i} \tag{9}$$

By the Cauchy-Schwarz inequality, we know that

$$(q - 1) \cdot \sum_{i=1}^q \frac{1}{1 - p_i} = \sum_{i=1}^q (1 - p_i) \cdot \sum_{i=1}^q \frac{1}{1 - p_i} \geq q^2.$$

Therefore,

$$\sum_{i=1}^q \frac{1}{1 - p_i} \geq \frac{q^2}{q - 1} > q,$$

which contradicts (9). Hence  $\min_{1 \leq i \leq q} (1 - p_i) \cdot b_i \leq OPT_2$  and  $f(D_1) = \min_i f(D_i^1) \leq OPT_1 + 3OPT_2$ .  $\square$

## F. Two-Stage Robust Matching Problem (TSRM)

In this section, we consider a variant of the TSRMB problem with the total weight instead of the bottleneck as a second stage cost. Similarly, we consider a set  $R_1$  of first stage riders which is given first, and must immediately and irrevocably be matched to a subset of drivers  $D_1$  ( $D_1 \subset D$ ). Once  $R_1$  is matched, a scenario  $S_i \subset R_2$  is revealed from a list  $\mathcal{S} = \{S_1, \dots, S_q\}$ . The first stage cost,  $cost_1(D_1, R_1)$ , is the total weight of the matching between  $D_1$  and  $R_1$  the second stage cost  $cost_2(D \setminus D_1, S)$  is the cost of the minimum weight matching between the scenario  $S$  and the available drivers ( $D \setminus D_1$ ). Formally, let  $M_1$  be the minimum weight perfect matching between  $R_1$  and  $D_1$ , and given a scenario  $S$ , let  $M_2^S$  be the minimum weight perfect matching between the scenario  $S$  and the available drivers  $D \setminus D_1$ , then the cost functions for the TSRM are:

$$\text{cost}_1(D_1, R_1) = \sum_{(i,j) \in M_1} d(i, j), \quad \text{and} \quad \text{cost}_2(D \setminus D_1, S) = \sum_{(i,j) \in M_2^S} d(i, j).$$

Given an optimal first-stage solution  $D_1^*$ , we denote  $OPT_1 = \text{cost}_1(D_1^*, R_1)$ ,  $OPT_2 = \max\{\text{cost}_2(D \setminus D_1^*, S) \mid S \in \mathcal{S}\}$  and  $OPT = OPT_1 + OPT_2$ . In this variant we consider an explicit model of scenarios and optimize over the worst case scenario. We show that the problem is NP-hard even with two scenarios. We restate a result from the literature that gives a 3-approximation using a greedy approach. We further improve over this approximation in the specific case of no surplus. We assume for the sake of simplicity that all the scenarios have the same size  $k$ .

**THEOREM 11.** *TSRM is NP-hard even when the number of scenarios is equal to 2.*

*Proof.* We construct (in polynomial time) a reduction from the 2-partition problem. Let  $(I, (s_i)_{i \in I})$  be an instance of the 2-partition problem.

### The 2-partition problem:

Instance: Finite set  $I$  and number  $s_i \in \mathbb{Z}^+$  for  $i \in I$ .

Question: Is there a subset  $I' \subset I$  such that  $\sum_{i \in I'} s_i = \sum_{i \in I \setminus I'} s_i$ ?

It is well known that the 2-partition problem is weakly NP-hard even when  $|I'| = |I|/2$ .

Without loss of generality, suppose that  $I = \{1, \dots, n\}$  for some integer  $n$ . We construct the following instance of TSRM with two scenarios. Let  $R_1 = \{r_1, \dots, r_n\}$ ,  $S_1 = \{r_{n+1}, \dots, r_{2n}\}$  and  $S_2 = \{r_{2n+1}, \dots, r_{3n}\}$ . Note that every scenario is of size  $n$ . Let  $D = \{\delta_1, \dots, \delta_{2n}\}$ . Let  $P$  be a sufficiently big constant such that  $P \geq \sum_{i \in I} s_i$ . We define the distances between drivers and riders as follows:

- For  $j \in \{1, \dots, n\}$ :  $d(\delta_j, r_j) = P$ ,  $d(\delta_{n+j}, r_j) = P$  and  $d(\delta_i, r_j) = \infty$  otherwise.
- For  $j \in \{n+1, \dots, 2n\}$ ,  $d(\delta_{j-n}, r_j) = P$ ,  $d(\delta_j, r_j) = s_{j-n}$  and  $d(\delta_i, r_j) = \infty$  otherwise.
- For  $j \in \{2n+1, \dots, 3n\}$ ,  $d(\delta_{j-2n}, r_j) = s_{j-2n}$ ,  $d(\delta_{j-n}, r_j) = P$  and  $d(\delta_i, r_j) = \infty$  otherwise.

This choice of distances induces a metric bipartite graph on  $R_1$  and  $S_1 \cup S_2$ . A feasible solution to this TSRM instance with bounded cost has two possibilities to match rider  $r_j \in R_1$  ( $j \leq n$ ): either to driver  $\delta_j$  or driver  $\delta_{n+j}$ . Consider a feasible bounded cost first stage solution  $D_1$ , and let  $I'$  be the set of indices  $j \leq n$  such that the first stage rider  $r_j$  is matched to driver  $\delta_j$  in the first stage. Then  $I \setminus I'$  is the set of elements  $j \leq n$  such that the first stage rider  $r_j$  is matched to driver  $\delta_{j+n}$ . In both cases, the cost of matching  $r_j \in R_1$  is equal to  $P$ . When the scenario  $S_1$  is realized, the driver  $r_{n+j} \in S_1$  ( $j \leq n$ ) needs to be matched to  $\delta_{j+n}$  if  $j \in I'$ , with a cost  $P$  and to  $\delta_j$  if  $j \in I \setminus I'$ , with a cost  $s_j$ . Similarly, when the scenario  $S_2$  is realized, the driver  $r_{2n+j} \in S_2$  ( $j \leq n$ ) needs to be

matched to  $\delta_{j+n}$  if  $j \in I'$ , with a cost  $s_j$  and to  $\delta_j$  if  $j \in I \setminus I'$ , with a cost  $P$ . The first and second stage costs are therefore:

$$\begin{aligned} cost_1(D_1, R_1) &= P|I|, \\ cost_2(D \setminus D_1, S_1) &= P|I'| + \sum_{j \in I \setminus I'} s_j, \\ cost_2(D \setminus D_1, S_2) &= P|I \setminus I'| + \sum_{j \in I'} s_j. \end{aligned}$$

We claim that there exists a 2-partition  $I'$  such that  $|I'| = |I \setminus I'|$  if and only if there is a solution with total cost equal to  $\frac{1}{2}(3P|I| + \sum_{j \in I} s_j)$ .

Suppose there exist a 2-partition  $I'$  with  $|I'| = |I \setminus I'|$ . This implies that

$$\sum_{j \in I'} s_j + P|I \setminus I'| = \sum_{j \in I \setminus I'} s_j + P|I'| = \frac{1}{2}(P|I| + \sum_{j \in I} s_j) \quad (10)$$

Let  $D_1$  be the first stage decision that for every  $j \leq n$ , matches  $r_j$  to  $\delta_j$  if  $j \in I'$ , and  $r_j$  to  $\delta_{n+j}$  otherwise. The costs of this first stage decision on scenarios  $S_1$  and  $S_2$  are:

$$\begin{aligned} cost_1(D_1, R_1) + cost_2(D \setminus D_1, S_1) &= P|I| + P|I'| + \sum_{j \in I \setminus I'} s_j = \frac{1}{2}(3P|I| + \sum_{j \in I} s_j), \\ cost_1(D_1, R_1) + cost_2(D \setminus D_1, S_2) &= P|I| + P|I \setminus I'| + \sum_{j \in I'} s_j = \frac{1}{2}(3P|I| + \sum_{j \in I} s_j). \end{aligned}$$

Therefore the total cost of  $D_1$  is equal to

$$cost_1(D_1, R_1) + \max_{S \in \{S_1, S_2\}} cost_2(D \setminus D_1, S) = \frac{1}{2}(3P|I| + \sum_{j \in I} s_j).$$

Suppose now that there is a first stage decision  $D_1$  with bounded total cost equal to  $\frac{1}{2}(3P|I| + \sum_{j \in I} s_j)$ . Let  $I'$  be the set of indices  $j \leq n$  such that, in the first stage matching of  $D_1$ ,  $r_j$  is matched to driver  $\delta_j$  for  $j \leq n$ . We know that

$$\begin{aligned} cost_1(D_1, R_1) + cost_2(D \setminus D_1, S_1) &= P|I| + P|I'| + \sum_{j \in I \setminus I'} s_j \leq \frac{1}{2}(3P|I| + \sum_{j \in I} s_j), \\ cost_1(D_1, R_1) + cost_2(D \setminus D_1, S_2) &= P|I| + P|I \setminus I'| + \sum_{j \in I'} s_j \leq \frac{1}{2}(3P|I| + \sum_{j \in I} s_j). \end{aligned}$$

This implies the following inequalities

$$P|I'| + \sum_{j \in I \setminus I'} s_j \leq \frac{1}{2}(P|I| + \sum_{j \in I} s_j). \quad (11)$$

$$P|I \setminus I'| + \sum_{j \in I'} s_j \leq \frac{1}{2}(P|I| + \sum_{j \in I} s_j). \quad (12)$$

The only way (11) and (12) can hold is if we have

$$P|I'| + \sum_{j \in I \setminus I'} s_j = P|I \setminus I'| + \sum_{j \in I'} s_j = \frac{1}{2}(P|I| + \sum_{j \in I} s_j). \quad (13)$$

Now suppose that  $|I \setminus I'| > |I'|$ , since we can make  $P$  as big as needed, then equation (13) cannot hold. Therefore  $|I \setminus I'| \leq |I'|$ . Similarly, we get that  $|I'| \leq |I \setminus I|$ , Therefore,  $|I'| = |I \setminus I'|$  and equation (13) becomes

$$\sum_{j \in I \setminus I'} s_j = \sum_{j \in I'} s_j. \quad (14)$$

This shows that  $I'$  is a 2-Partition with  $|I'| = |I \setminus I'|$ .  $\square$

LEMMA 6. *The greedy algorithm that minimizes only the first stage cost yields a solution with total cost at most  $3OPT_1 + OPT_2$  to the TSRM.*

*Proof.* Special case of Theorem 2.4 in Kalyanasundaram and Pruhs (1993).  $\square$

LEMMA 7. *If the surplus  $\ell = |D| - |R_1| - k$  is equal to zero, Algorithm 8 yields a solution with a total cost less than  $OPT_1 + 5OPT_2$  to the TSRM.*

---

**Algorithm 8:**

---

- 1: Pick a scenario  $S \in \mathcal{S}$ .
  - 2: Compute a minimum weight perfect matching between  $S$  and a subset  $D_2$  of drivers.
  - 3: Compute a minimum weight perfect matching between  $D \setminus D_2$  and  $R_1$ . Let  $D_1$  be the drivers used in this matching
  - 4: **return**  $D_1$ .
- 

*Proof of Lemma 7.* Consider Algorithm 8. In the remaining of the proof, we will refer to the total cost of the solution given by Algorithm 8 as  $ALG$ , and to its first (resp. second) stage cost as  $ALG_1$  (resp.  $ALG_2$ ). The proof of the lemma follows immediately by combining the following two claims.

CLAIM 9.  $ALG_2 \leq 3OPT_2$ .

*Proof.* We use the notation  $M(A, B)$  to refer to the total weight of the minimum weight perfect matching between a set of drivers  $A$  and a set of riders  $B$ . If the scenario  $S$  that was picked by the algorithm is realized, then in this case we know that its second stage cost is at most  $OPT_2$ . Now, suppose a different scenario  $S' \neq S$  is realized. Let  $D_2^*$  be the set of  $k$  drivers that the optimal solution saves for the second stage. We use the triangle inequality to establish that :

$$M(D_2, S') \leq M(D_2, S) + M(D_2^*, S) + M(D_2^*, S') \quad (15)$$

Let's bound the right hand side terms of equation (15).  $M(D_2, S) \leq OPT_2$  because by definition, the matching between  $D_2$  and  $S$  is the best possible between  $S$  and any subset of drivers. Now since  $|D| = |R_1| + k$ , it means that the optimal solution saves exactly  $k$  drivers to be matched with any scenario realization. This implies that  $M(D_2^*, S) \leq OPT_2$  and  $M(D_2^*, S') \leq OPT_2$ . The claim follows immediately.  $\square$

CLAIM 10.  $ALG_1 \leq OPT_1 + 2OPT_2$ .

*Proof of Claim.* We construct a matching that between  $D \setminus D_2$  and  $R_1$  with a total weight at most  $OPT_1 + 2OPT_2$ . Let  $r_1 \in R_1$ , and  $\delta_1(r_1)$  be the driver matched to  $r_1$  in the optimal solution. If  $\delta_1(r_1) \notin D_2$ , then just match  $\delta_1(r_1)$  with  $r_1$ . Therefore we can assume without loss of generality that all the drivers  $\delta_1(r_1)$  are used in  $D_2$ . This means that exactly  $|R_1|$  drivers of  $D \setminus D_2$  are used in second stage of the optimal solution. We can match  $R_1$  with  $D \setminus D_2$  and bound the cost of this matching as follows:

$$M(D \setminus D_2, R_1) \leq M(D \setminus D_2, S) + M(D_2, S) + M(D_2, R_1) \quad (16)$$

$M(D \setminus D_2, S) \leq OPT_2$  because exactly  $|R_1|$  drivers from  $D \setminus D_2$  are used in the second stage of the optimal solution and  $|R_1| = |D \setminus D_2|$ .  $M(D_2, S) \leq OPT_2$  by definition of  $D_2$ . Finally,  $M(D_2, R_1) \leq OPT_1$  because  $D_2$  includes all the drivers that were used in the first stage of the optimal matching. Therefore, we get

$$ALG_1 = M(D \setminus D_2, R_1) \leq OPT_1 + 2OPT_2.$$

$\square$

This concludes the proof of Lemma 7.  $\square$

THEOREM 12. *If the surplus  $\ell = |D| - |R_1| - k$  is equal to zero, there exists a polynomial time algorithm with a  $\frac{7}{3}$ -approximation to the TSRM problem.*

We show the theorem by balancing between the results of Lemma 6 and Lemma 7. Let *Greedy* denote the total cost of the greedy algorithm. From Lemma 6 and Lemma 7, we have that  $Greedy \leq 3OPT_1 + OPT_2$  and  $ALG \leq OPT_1 + 5OPT_2$ . By taking the minimum of the two algorithms we get:

$$\begin{aligned} \min\{Greedy, ALG\} &= \min\{3OPT_1 + OPT_2, OPT_1 + 5OPT_2\} \\ &= OPT \cdot \min\left\{\frac{3OPT_1 + OPT_2}{OPT}, \frac{OPT_1 + 5OPT_2}{OPT}\right\} \end{aligned}$$

Therefore, and since  $OPT = OPT_1 + OPT_2$ , we get that:

$$\min\{Greedy, ALG\} \leq OPT \cdot \max_{x \in [0,1]} \min\{3x + (1-x), x + 5(1-x)\} \leq \frac{7}{3} \cdot OPT.$$