

# Short period magnetization texture of B20-MnGe explained by thermally fluctuating local moments

Eduardo Mendive-Tapia,<sup>1</sup> Manuel dos Santos Dias,<sup>2</sup> Sergii Grytsiuk,<sup>2</sup> Julie B. Staunton,<sup>3</sup> Stefan Blügel,<sup>2</sup> Samir Lounis,<sup>2,4</sup>

<sup>1</sup>*Department of Computational Materials Design,*

*Max-Planck-Institut für Eisenforschung, 40237 Düsseldorf, Germany*

<sup>2</sup>*Peter Grünberg Institut and Institute for Advanced Simulation, Forschungszentrum Jülich and JARA, 52425 Jülich, Germany*

<sup>3</sup>*Department of Physics, University of Warwick, Coventry CV4 7AL, United Kingdom and*

<sup>4</sup>*Faculty of Physics, University of Duisburg-Essen, 47053 Duisburg, Germany*

B20-type compounds, such as MnSi and FeGe, host helimagnetic and skyrmion phases at the mesoscale, which are canonically explained by the combination of ferromagnetic isotropic interactions with weaker chiral Dzyaloshinskii-Moriya ones. Mysteriously, MnGe evades this paradigm as it displays a noncollinear magnetic state at a much shorter nanometer scale. Here we show that the length scale and volume-dependent magnetic properties of MnGe stem from purely isotropic exchange interactions, generally obtained in the paramagnetic state. Our approach is validated by comparing MnGe with the canonical B20-helimagnet FeGe. The free energy of MnGe is calculated, from which we show how triple-q magnetic states can stabilize by adding higher-order interactions.

## I. INTRODUCTION

Atom-scale magnetic moments spontaneously order into magnetic structures of increasing complexity, ranging from simple collinear ferromagnetic and antiferromagnetic arrangements to magnetic skyrmions<sup>1,2</sup> and complex noncollinear helimagnets<sup>3,4</sup>, with several recent discoveries<sup>5-9</sup>. These noncollinear magnetic structures can host unique physical phenomena, such as the topological Hall effect<sup>10,11</sup>, and are being explored for practical uses, such as non-volatile memory<sup>12</sup>, caloric cooling<sup>13,14</sup>, and neuromorphic computing<sup>15</sup>. Understanding and predicting the properties of complex magnetic phases has thus both fundamental appeal and huge potential for technological developments.

The family of B20-type compounds<sup>1,16,17</sup> is a canonical example of a rich magnetic phase diagram arising from the balance between the chiral Dzyaloshinskii-Moriya interaction (DMI)<sup>18,19</sup> and ferromagnetic exchange interactions. This results in a helimagnetic ground state and the appearance of skyrmions when a magnetic field is applied close to the Néel transition temperature  $T_N$ <sup>1,16,20-27</sup>. As the DMI is much weaker than the ferromagnetic exchange, the length scales of the helimagnetic phases are large compared to the distance between the atoms<sup>28</sup>, for example  $\lambda \approx 18$  nm<sup>20,29</sup> and  $\lambda \approx 70$  nm<sup>21</sup> for MnSi and FeGe, respectively. This canonical picture mysteriously fails to explain MnGe, which instead of helimagnetism has a complex triple-q (3q) magnetic ground state with a much shorter period of  $\lambda = 3 - 6$  nm<sup>6,30</sup>. This 3q state stabilizes at all temperatures below  $T_N = 180$  K, which leads to a very different temperature-magnetic field phase diagram in which skyrmions are absent<sup>6,30-34</sup>. Lastly, there is experimental evidence for strong thermal fluctuations in MnGe for a wide range of temperatures below  $T_N$ <sup>35,36</sup>, which calls for their inclusion in any theoretical explanation of the magnetic properties.

Different experimental groups have pointed out that to understand MnGe within the canonical picture described above would require unrealistically high DMI values<sup>6,37</sup>. Instead, competing long-ranged isotropic interactions akin to the famous Ruderman-Kittel-Kasuya-Yosida (RKKY) interactions<sup>38-40</sup> can generate helimagnetic states with periods of a few nanometers, as found in the heavy rare earth elements<sup>3,41</sup>, with the DMI playing a secondary role. However, this explanation has not been demonstrated either experimentally or through first-principles calculations yet. In fact, the zero-temperature first-principles studies carried out so far for MnGe<sup>42-47</sup> find the DMI to be weak and indicate that the isotropic pairwise interactions stabilize ferromagnetism, which falls back into the canonical picture of B20 magnetism and provides no explanation for the 3q state and its short period.

Here we demonstrate that the mechanism behind the magnetism of MnGe can be captured from first-principles by rigorously describing the thermal fluctuations of the local magnetic moments. Pairwise interactions obtained in the paramagnetic limit are suitable quantities to robustly describe its instabilities, from which we explain the origin of the short period magnetism and the experimentally found volume-dependent magnetic properties of MnGe. Our results are illustrated by a comparison with FeGe, whose helimagnetic state is underpinned by the DMI. We also show that a 3q-state is easily stabilized if weak higher-order interactions are added to our pairwise interactions, and that the critical magnetic field beyond which the ferromagnetic state becomes stable is quantitatively reproduced.

The paper is organized as follows. In Sec. II we introduce our first-principles theory of magnetism at finite temperature, which provides the Gibbs free energy of a magnetic material containing pairwise and higher order magnetic interactions. We explain how to Fourier trans-

form the isotropic and DMI-like pairwise interactions to study the stability of wave-modulated magnetic states in the high paramagnetic temperature limit, and how to minimize the free energy to obtain the magnetic properties at lower temperatures. In Sec. III we show the application of our theory to MnGe and FeGe and study the potential effect of higher than pairwise interactions on the stability of triple-q states in MnGe. Finally, in Sec. IV we present the conclusions of our work. Appendices A and B contain further information about our first-principles theory.

## II. FIRST-PRINCIPLES THEORY OF THE GIBBS FREE ENERGY

We use a Disordered Local Moment (DLM) theory<sup>48</sup> to efficiently describe how the electronic structure responds to thermal fluctuations of the local moments. This approach provides, for example, temperature-dependent magnetic anisotropy<sup>49–52</sup>, magnetic phase transitions and diagrams<sup>41,53–56</sup>, and caloric effects<sup>57</sup>. Our DLM theory is built upon the identification of robust local magnetic moments at certain atomic sites  $\{n\}$ , with orientations prescribed by unit vectors  $\{\hat{\mathbf{e}}_n\}$ . The main tenet of our approach is the assumption of a time-scale separation between the evolution of  $\{\hat{\mathbf{e}}_n\}$  in comparison to a rapidly adapting underlying electronic structure<sup>48</sup>. Following this adiabatic approximation, density functional theory (DFT) calculations constrained to different magnetic configurations  $\{\hat{\mathbf{e}}_n\}$  can be performed to describe different states of magnetic order arising at finite temperatures. The finite-temperature magnetic state of the material is then obtained by appropriate statistical averages over sets of local moment orientations. These define the local order parameters

$$\{\mathbf{m}_n \equiv \langle \hat{\mathbf{e}}_n \rangle\}, \quad (1)$$

which encode the temperature dependence<sup>48,53</sup>.

In Sec. II A we firstly describe our theory in the high temperature, paramagnetic, limit, in which we also explain how to Fourier transform the magnetic interactions in multi-sublattice systems for the study of wave-modulated magnetic states. Sec. II B presents a mean-field treatment to carry out the averages over the local moment orientations such that a Gibbs free energy of a magnetic material can be provided and studied at different temperatures. A method to minimize the free energy and obtain magnetic phase diagrams is shown in Sec. II C. In Sec. II D we give details of our computational method.

### A. High temperature paramagnetic limit

At high enough temperatures the magnetic ordering of a magnetic material is described by fully disordered local moments whose orientations average to zero ( $\{|\mathbf{m}_n| = 0\}$ ), i.e. the paramagnetic state. We obtain the potential

magnetic phases that stabilize upon lowering the temperature by studying the energetic cost of a small amount of magnetic order ( $|\mathbf{m}_n| \ll 1$ ) introduced to the paramagnetic state. A central outcome of our approach is a first-principles magnetic free energy  $\mathcal{G}$ <sup>53</sup>, which we expand here in terms of  $\{\mathbf{m}_n\}$  in the spirit of the Ginzburg-Landau theory of phase transitions,

$$\begin{aligned} \mathcal{G} \approx & -k_B T \left( \ln 4\pi - \frac{3}{2} \sum_n |\mathbf{m}_n|^2 \right) - \mathbf{B} \cdot \sum_n \mu_n \mathbf{m}_n \\ & - \frac{1}{2} \sum_{nn'} [J_{nn'}^{\text{PM}} \mathbf{m}_n \cdot \mathbf{m}_{n'} + \mathbf{D}_{nn'}^{\text{PM}} \cdot (\mathbf{m}_n \times \mathbf{m}_{n'})] . \quad (2) \end{aligned}$$

The first term is the contribution from the magnetic entropy (see Sec. II B), with  $k_B$  the Boltzmann constant and  $T$  the temperature, and the second term describes the effect of an applied magnetic field  $\mathbf{B}$  on the local moments with sizes  $\{\mu_n\}$ .  $J_{nn'}^{\text{PM}}$  and  $\mathbf{D}_{nn'}^{\text{PM}}$  can be interpreted as mediating effective pairwise interactions, isotropic and DMI-like, respectively, calculated in the paramagnetic (PM) limit.

At zero temperature, the magnetic material is usually in a fully-ordered state ( $|\mathbf{m}_n| = 1$ ), for instance a non-fluctuating ferromagnetic (FM) state. In principle, we could then expand the energy by considering small transverse deviations of the order parameters and obtain zero-temperature pairwise interactions  $J_{nn'}^{\text{FM}}$  and  $\mathbf{D}_{nn'}^{\text{FM}}$ . We use a small deviation from the reference state in both the high-temperature (i.e. the paramagnetic state) and the zero-temperature limits in a perturbative method to evaluate these interactions directly from the respective electronic structures<sup>58,59</sup>, see Sec. II D for computational detail on this calculation. Importantly, both sets of effective pairwise interactions are in principle different, which is a direct consequence of the presence of higher order magnetic interactions.

#### 1. Paramagnetic-helimagnetic phase transitions from high temperature paramagnetic interactions

The highest transition temperature  $T_{\text{max}}$  from which the paramagnetic state is unstable to the formation of another magnetic phase can be calculated by studying the temperature dependence of  $\mathcal{G}$  in Eq. (2). The process to obtain  $T_{\text{max}}$  follows by firstly constructing the Hessian matrix of  $\mathcal{G}$ ,  $\zeta_{nn',\alpha\beta} = \frac{\partial^2 \mathcal{G}}{\partial m_{n,\alpha} \partial m_{n',\beta}}$ , where Greek letters are used to indicate spatial directions ( $\{x, y, z\}$ ) and  $m_{n,\alpha}$  is a spatial component of  $\mathbf{m}_n$ . The next step is to find the condition that sets the determinant of the Hessian matrix zero at  $\{\mathbf{m}_n = \mathbf{0}\}$ ,

$$\det \zeta|_{\{\mathbf{m}_n = \mathbf{0}\}} = 0. \quad (3)$$

Solving Eq. (3) provides a temperature at which a non-paramagnetic solution ( $\mathbf{m}_n \neq \mathbf{0}$  at least in one site) becomes a minimum of  $\mathcal{G}$ . Taking the second derivative of

Eq. (2) with respect to the order parameters shows that the components of  $\zeta$  are

$$\zeta_{nn',\alpha\beta}|_{\{\mathbf{m}_n=0\}} = 3k_B T \delta_{nn'} \delta_{\alpha\beta} - J_{nn'}^{\text{PM}} \delta_{\alpha\beta} - \sum_{\gamma} D_{nn',\gamma}^{\text{PM}} \epsilon_{\gamma\alpha\beta}, \quad (4)$$

where  $\delta_{\alpha\beta}$  is the Kronecker delta and  $\epsilon_{\gamma\alpha\beta}$  is the Levi-Civita symbol. To solve Eq. (3) one needs to construct matrices of dimension as large as the long range nature of the magnetic interactions. An advantage of the paramagnetic state is that its crystal symmetry can be exploited and a lattice Fourier transform can be employed to study the stability of magnetic phases generally as functions of a wave vector  $\mathbf{q}$ <sup>53</sup>. The primitive unit cell of the B20 compounds contains four magnetic sublattices. A lattice Fourier transform of the pairwise terms in Eq. (4) that captures the potential complexity of these four degrees of freedom can be defined as

$$J_{ss'}^{\text{PM}}(\mathbf{q}) = \frac{1}{N_c} \sum_{tt'} J_{tst's'}^{\text{PM}} \exp[-i\mathbf{q} \cdot (\mathbf{R}_t - \mathbf{R}_{t'})], \quad (5)$$

$$D_{ss',\gamma}^{\text{PM}}(\mathbf{q}) = \frac{1}{N_c} \sum_{tt'} D_{tst's',\gamma}^{\text{PM}} \exp[-i\mathbf{q} \cdot (\mathbf{R}_t - \mathbf{R}_{t'})], \quad (6)$$

where  $N_c$  is the number of unit cells, and the site indices  $n$  ( $n'$ ) split into two different integers  $t$  and  $s$ .  $\{t, s\}$  decompose the position of a magnetic atom at site  $n$ ,  $\mathbf{X}_n \equiv \mathbf{X}_{ts} = \mathbf{R}_t + \mathbf{r}_s$ , into a vector pointing at the origin of the corresponding unit cell,  $\mathbf{R}_t$ , and a vector providing the relative position of the atom inside the cell,  $\mathbf{r}_s$ . The sums in Eqs. (5) and (6) are performed over  $t$ -indices only, i.e. over unit cell origins. For MnGe and FeGe the subindices  $s$  and  $s'$  label the four magnetic sublattices and so  $J_{ss'}^{\text{PM}}(\mathbf{q})$  and  $D_{ss',\gamma}^{\text{PM}}(\mathbf{q})$  are components of  $4 \times 4$  matrices,  $J^{\text{PM}}(\mathbf{q})$  and  $D_{\gamma}^{\text{PM}}(\mathbf{q})$  (where  $\gamma = \{x, y, z\}$ ), respectively.

Applying the lattice Fourier transform defined above to Eq. (4) gives

$$\zeta_{ss',\alpha\beta}(\mathbf{q}) = 3k_B T \delta_{ss'} \delta_{\alpha\beta} - J_{ss'}^{\text{PM}}(\mathbf{q}) \delta_{\alpha\beta} - \sum_{\gamma} D_{ss',\gamma}^{\text{PM}}(\mathbf{q}) \epsilon_{\gamma\alpha\beta}, \quad (7)$$

which allows to express Eq. (3) in a matrix form of tractable size,

$$\det [3k_B T \mathcal{I} - \mathcal{J}(\mathbf{q})] = 0, \quad (8)$$

where  $\mathcal{I}$  is the identity matrix and

$$\mathcal{J}(\mathbf{q}) = \begin{pmatrix} J^{\text{PM}}(\mathbf{q}) & D_z^{\text{PM}}(\mathbf{q}) & -D_y^{\text{PM}}(\mathbf{q}) \\ -D_z^{\text{PM}}(\mathbf{q}) & J^{\text{PM}}(\mathbf{q}) & D_x^{\text{PM}}(\mathbf{q}) \\ D_y^{\text{PM}}(\mathbf{q}) & -D_x^{\text{PM}}(\mathbf{q}) & J^{\text{PM}}(\mathbf{q}) \end{pmatrix} \quad (9)$$

is a  $12 \times 12$  matrix (four magnetic sublattices  $\times$  three spatial dimensions) with components

$$\mathcal{J}_{ss'\alpha\beta}(\mathbf{q}) \equiv J_{ss'}^{\text{PM}}(\mathbf{q}) \delta_{\alpha\beta} + \sum_{\gamma} D_{ss',\gamma}^{\text{PM}}(\mathbf{q}) \epsilon_{\gamma\alpha\beta}. \quad (10)$$

Eq. (8) defines an eigenvalue problem for the diagonalization of  $\mathcal{J}(\mathbf{q})$ ,

$$\sum_{s'\beta} \mathcal{J}_{ss'\alpha\beta}(\mathbf{q}) V_{s'\beta,p}(\mathbf{q}) = u_p(\mathbf{q}) V_{s\alpha,p}(\mathbf{q}), \quad (11)$$

whose eigenvalues,  $\{u_p\}$ , and eigenvectors,  $\{V_{s\alpha,p}\}$ , are functions of the wave vector  $\mathbf{q}$ , and where  $p = 1, \dots, 12$  enumerates the eigen-solution. Eqs. (8) and (11) show that the highest transition temperature as a function of the wave vector is given by the largest eigenvalue, i.e.

$$\mathcal{J}_{\text{max}}(\mathbf{q}) \equiv \max[\{u_p(\mathbf{q})\}] = u_{p_{\text{max}}}(\mathbf{q}), \quad (12)$$

where  $p_{\text{max}}$  is used to denote the index corresponding to this largest eigenvalue.  $T_{\text{max}}$  is, therefore,

$$T_{\text{max}} = \frac{\mathcal{J}_{\text{max}}(\mathbf{q}_{\text{peak}})}{3k_B}, \quad (13)$$

where  $\mathbf{q}_{\text{peak}}$  is the wave vector at which the maximum value of  $\mathcal{J}_{\text{max}}(\mathbf{q})$  is found.  $\mathbf{q}_{\text{peak}}$  describes the wave-modulation of the most stable magnetic state that the paramagnetic state is unstable to the formation of. In particular, the effect of the DMI is removed by setting  $D_{ss',\gamma}^{\text{PM}} = 0$ . This reduces the eigenvalue problem in Eq. (8) to the diagonalization of the  $4 \times 4$  matrix  $J^{\text{PM}}(\mathbf{q})$  only. Fig. 1(g,h) in Sec. III shows results obtained for the most stable solution as a function of  $\mathbf{q}$ ,  $\mathcal{J}_{\text{max}}(\mathbf{q})$ , without DMI (diagonalization of  $J^{\text{PM}}(\mathbf{q})$  only, continuous lines) and with DMI (diagonalization of  $\mathcal{J}(\mathbf{q})$ , dashed lines). Results shown in Fig. 2 are obtained from the diagonalization of  $J^{\text{PM}}(\mathbf{q})$ , i.e. without the DMI.

## B. Statistical mechanics of disordered local moments

In our DLM theory, intermediate temperatures,  $0K < T < T_N$ , are described by intermediate values of the local order parameters  $\{0 < |\mathbf{m}_n| < 1\}$ . The averages over the local moment orientations  $\{\hat{\mathbf{e}}_n\}$  defining them in Eq. (1) are obtained by considering a trial mean-field Hamiltonian consisting of a collection of internal magnetic fields at each magnetic site<sup>48</sup>

$$\mathcal{H}_0 = - \sum_n \mathbf{h}_n \cdot \hat{\mathbf{e}}_n. \quad (14)$$

Eq. (14) defines a trial, single-site, probability distribution  $P(\{\hat{\mathbf{e}}_n\}) = \prod_n P_n(\hat{\mathbf{e}}_n) = \frac{1}{Z_0} \prod_n \exp[\beta \mathbf{h}_n \cdot \hat{\mathbf{e}}_n]$  with an associated partition function  $Z_0 = \prod_n \int d\hat{\mathbf{e}}_n \exp[\beta \mathbf{h}_n \cdot \hat{\mathbf{e}}_n] = \prod_n 4\pi \frac{\sinh \beta h_n}{\beta h_n}$ , where  $\beta = 1/k_B T$  is the Boltzmann factor, and  $h_n$  is the magnitude of the corresponding internal magnetic field. The magnetic order parameters are, therefore, given by the following expression (see Eq. (1))

$$\mathbf{m}_n = \int d\hat{\mathbf{e}}_n P_n(\hat{\mathbf{e}}_n) \hat{\mathbf{e}}_n = \left[ -\frac{1}{\beta h_n} + \coth(\beta h_n) \right] \frac{\mathbf{h}_n}{h_n}. \quad (15)$$

Owing to the single-site nature of Eq. (14) the magnetic entropy associated with the local moment orientations is a sum of single-site contributions,

$$S_{mag} = \sum_n S_n, \quad (16)$$

which are obtained by performing the single-site integrals

$$\begin{aligned} S_n &= -k_B \langle \ln[P_n(\hat{\mathbf{e}}_n)] \rangle = -k_B \int d\hat{\mathbf{e}}_n P_n(\hat{\mathbf{e}}_n) \ln[P_n(\hat{\mathbf{e}}_n)] \\ &= k_B \left[ 1 + \ln \left( 4\pi \frac{\sinh(\beta h_n)}{\beta h_n} \right) - \beta h_n \coth(\beta h_n) \right]. \end{aligned} \quad (17)$$

Eq. (17) can be expanded in terms of  $m_n = |\mathbf{m}_n|$  using Eq. (15),

$$S_n = k_B \left( \ln 4\pi - \frac{3}{2} m_n^2 - \frac{9}{20} m_n^4 - \dots \right), \quad (18)$$

which shows that the entropy in the paramagnetic limit is  $S_{mag} = k_B \sum_n (\ln 4\pi - \frac{3}{2} m_n^2)$ , as used in Eq. (2).

### C. Minimization of the Gibbs free energy and magnetic phase diagrams

The first-principles Gibbs free energy  $\mathcal{G}$ , shown in Eq. (2) for the particular case of the paramagnetic limit, can be generally expressed at any value of  $\{\mathbf{m}_n\}$  as<sup>53</sup>

$$\mathcal{G} = E(\{\mathbf{m}_n\}) - TS_{mag}(\{\mathbf{m}_n\}) - \mathbf{B} \cdot \sum_n \mu_n \mathbf{m}_n, \quad (19)$$

where

$$\begin{aligned} E(\{\mathbf{m}_n\}) &= \\ &- \sum_{nn',\alpha\beta} \left[ J_{nn'}^{\text{PM}} \delta_{\alpha\beta} + \sum_{\gamma} D_{nn',\gamma}^{\text{PM}} \epsilon_{\gamma\alpha\beta} \right] m_{n,\alpha} m_{n',\beta} + \text{h.o.}, \end{aligned} \quad (20)$$

is an internal magnetic energy containing higher order than pairwise magnetic interactions, h.o., whose effect becomes negligible in the paramagnetic limit<sup>53</sup>. The minimization of Eq. (19) at different values of  $T$  and  $\mathbf{B}$  provides the most stable magnetic states and corresponding magnetic phase diagrams as function of these quantities. Such a minimization can be accomplished by using the following expression for the internal magnetic field,

$$\begin{aligned} h_{n\alpha} &= - \frac{\partial E}{\partial m_{n\alpha}} + \mu_n B_{\alpha} \\ &= \sum_{n',\beta} \left[ J_{nn'}^{\text{PM}} \delta_{\alpha\beta} + \sum_{\gamma} D_{nn',\gamma}^{\text{PM}} \epsilon_{\gamma\alpha\beta} \right] m_{n',\beta} \\ &\quad - 2K \sum_{n'} \delta_{ss'}(\mathbf{m}_n \cdot \mathbf{m}_{n'}) m_{n',\alpha} + \mu_n B_{\alpha}, \end{aligned} \quad (21)$$

which directly follows from  $\nabla_{\mathbf{m}_n} \mathcal{G} = \mathbf{0}$ , i.e. the equilibrium condition<sup>48,53</sup>. Eq. (21) includes the effect of a biquadratic interaction between nearest-neighbors of the same sublattice, described by a parameter  $K$  resulting from considering only a biquadratic free energy term  $\frac{1}{2} K \sum_{nn'} \delta_{ss'} (\mathbf{m}_n \cdot \mathbf{m}_{n'})^2$  in Eq. (19). Hence, and as reflected in Eq. (21), positive values of  $K$  favour non-collinear alignment of the order parameters.

We note that in our theory  $\{\mathbf{m}_n\}$  is given by a mean-field function depending on  $\{\beta \mathbf{h}_n\}$  only, as shown in Eq. (15). A solution  $\{\mathbf{m}_1, \dots, \mathbf{m}_{N_{sc}}\}$  satisfying Eq. (21), i.e. a magnetic state that minimizes the Gibbs free energy, for given values of  $T$ ,  $\mathbf{B}$ ,  $K$ , and a particular size of the magnetic unit cell, containing  $N_{sc}$  magnetic sites, can be found by using Eq. (15) within the following iterative method:

1. We make an initial guess of  $\{\mathbf{m}_1^{\text{in}}, \dots, \mathbf{m}_{N_{sc}}^{\text{in}}\}$  that describes as close as possible the magnetic structure of interest.
2.  $\{\mathbf{m}_1, \dots, \mathbf{m}_{N_{sc}}\} = \{\mathbf{m}_1^{\text{in}}, \dots, \mathbf{m}_{N_{sc}}^{\text{in}}\}$  is used as a trial input in Eq. (21), from which  $\{\mathbf{h}_1, \dots, \mathbf{h}_{N_{sc}}\}$  is calculated.
3. The outcome of step 2, which directly gives  $\{\beta \mathbf{h}_n\}$  for the value of  $T$  chosen, is then used to recalculate  $\{\mathbf{m}_1, \dots, \mathbf{m}_{N_{sc}}\}$  from Eq. (15).
4. At this point  $\{\mathbf{m}_1^{\text{in}}, \dots, \mathbf{m}_{N_{sc}}^{\text{in}}\}$  and  $\{\mathbf{m}_1, \dots, \mathbf{m}_{N_{sc}}\}$  are compared. If they are different, a new guess of  $\{\mathbf{m}_1^{\text{in}}, \dots, \mathbf{m}_{N_{sc}}^{\text{in}}\}$  is made by constructing some mixing of  $\{\mathbf{m}_1^{\text{in}}, \dots, \mathbf{m}_{N_{sc}}^{\text{in}}\}$  and  $\{\mathbf{m}_1, \dots, \mathbf{m}_{N_{sc}}\}$ .

Steps 2 to 4 are iteratively repeated until  $\{\mathbf{m}_n^{\text{in}}\} \approx \{\mathbf{m}_n\}$  is obtained self-consistently up to a certain desired minimal error, which in our calculations was  $10^{-2}$ .

The initial guesses used to obtain the self-consistent solutions for the ferromagnetic and single-q (1q) states studied in Sec. III were  $\{\mathbf{m}_{\text{FM}}, \dots, \mathbf{m}_{\text{FM}}\}$  and  $\{\mathbf{m}_n = m_{1q} (\cos(\mathbf{q}_{1q} \cdot \mathbf{R}_n) \hat{\mathbf{x}} + \sin(\mathbf{q}_{1q} \cdot \mathbf{R}_n) \hat{\mathbf{y}})\}$ , respectively. Here  $m_{\text{FM}}$  and  $m_{1q}$  are arbitrary values, and  $\mathbf{q}_{1q} = \frac{2\pi}{\lambda_{sc}} \hat{\mathbf{z}}$ , where  $\lambda_{sc}$  is the size of the supercell considered. The initial guess used to obtain the two triple-q (3q) states studied was

$$\begin{aligned} \mathbf{m}_n &= m_{3q} \left[ \cos(\mathbf{q}_x \cdot \mathbf{R}_n) \hat{\mathbf{y}} + \sin(\mathbf{q}_x \cdot \mathbf{R}_n) \hat{\mathbf{z}} \right. \\ &\quad \left. + \cos(\mathbf{q}_y \cdot \mathbf{R}_n) \hat{\mathbf{z}} + \sin(\mathbf{q}_y \cdot \mathbf{R}_n) \hat{\mathbf{x}} \right. \\ &\quad \left. + \cos(\mathbf{q}_z \cdot \mathbf{R}_n) \hat{\mathbf{x}} + \sin(\mathbf{q}_z \cdot \mathbf{R}_n) \hat{\mathbf{y}} \right], \end{aligned} \quad (22)$$

where  $\mathbf{q}_x = \frac{2\pi}{\lambda_{sc}} \hat{\mathbf{x}}$ ,  $\mathbf{q}_y = \frac{2\pi}{\lambda_{sc}} \hat{\mathbf{y}}$ ,  $\mathbf{q}_z = \frac{2\pi}{\lambda_{sc}} \hat{\mathbf{z}}$ , and  $m_{3q}$  is also an arbitrary value.

### D. Computational DFT details

All the DFT calculations were performed employing the all-electron Korringa-Kohn-Rostoker Green function



(KKR-GF) package developed in Jülich<sup>60,61</sup>. We used a full potential description with spin-orbit coupling added to the scalar-relativistic approximation. Exchange and correlation effects have been treated in the local spin density approximation (LSDA) as parametrized by Vosko, Wilk and Nusair<sup>62</sup>, the single-site scattering problem is solved with an angular momentum cutoff set to  $l_{max} = 3$ , and the Brillouin zone is sampled with a k-mesh of  $40 \times 40 \times 40$ . The KKR-GF method is combined with the Coherent Potential Approximation (CPA)<sup>48,63,64</sup> to simulate the high-temperature paramagnetic state by employing the so-called alloy analogy, with the Mn/Fe sites occupied by two magnetic species distinguished by the orientation of their spin moments ('up' and 'down') and having equal concentrations, so that the average spin moment on each site vanishes. The infinitesimal rotation method<sup>58,59</sup> is utilized to evaluate the pairwise magnetic interactions either in the zero-temperature ferromagnetic state ( $\{J_{nn'}^{FM}, D_{nn',\gamma}^{FM}\}$ ) or in the high-temperature paramagnetic state ( $\{J_{nn'}^{PM}, D_{nn',\gamma}^{PM}\}$ ).

The crystal structure of MnGe belongs to the space group of  $P2_13$  (198) where both Mn and Ge atoms sit in 4a Wyckoff positions<sup>65</sup>. In our calculations we have used  $\mathbf{r}_{Mn} = (0.8627, 0.8627, 0.8627)$  and  $\mathbf{r}_{Ge} = (0.15652, 0.15652, 0.15652)$ , respectively, which generates a primitive cell containing four Mn atoms and four Ge atoms. For simplicity and comparison the same internal coordinates were used for FeGe.

### III. TEMPERATURE-DEPENDENT MAGNETISM OF B20 MATERIALS

#### A. Non-canonical mechanism for the short period of MnGe

We first study the electronic structures of MnGe and FeGe constrained to both the ferromagnetic and paramagnetic states. Fig. 1(a,b) compares the density of states (DOS) obtained in these two limits, which we have found to be fairly similar in both MnGe and FeGe. Magnetic disorder causes an effective broadening of the electronic bands, which leads to a smearing of the DOS in the paramagnetic state, and a redistribution of spectral weight in comparison to the ferromagnetic state. Due to the latter, the local spin moments are smaller in the paramagnetic state than in the ferromagnetic state:  $1.8 \mu_B$  vs.  $2.1 \mu_B$  for MnGe and  $0.8 \mu_B$  vs.  $1.2 \mu_B$  for FeGe, respectively. Fig. 1(c,d) shows the dependence of the  $J_{nn'}$  on the distance  $d_{nn'}$  between the atoms (in units of the lattice constant  $a$ ) for the ferromagnetic ( $J_{nn'}^{FM}$ ) and paramagnetic ( $J_{nn'}^{PM}$ ) states, while panels (e,f) show the corresponding spin stiffness  $A = \sum_{n'} J_{nn'} d_{nn'}^2$  as a function of the cutoff distance for the sum. As is common in itinerant magnets, the interactions are long-ranged and oscillate with distance. Their long-distance behavior reveals the impact of the state of magnetic order on the electronic structure. The magnetic disorder characterizing

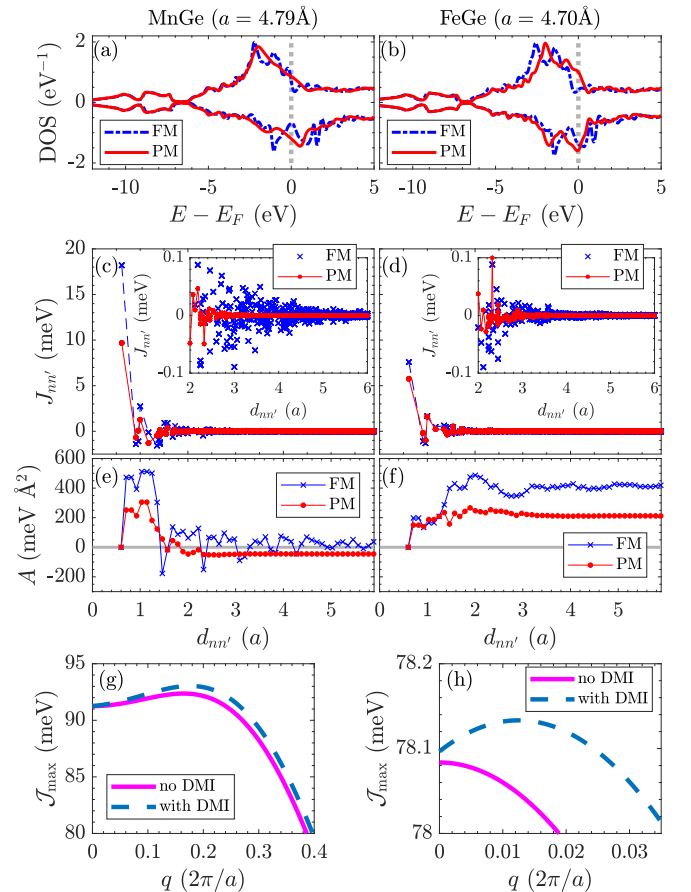


Figure 1. Electronic structure and magnetic interactions of MnGe (left panels, (a,c,e,g)) and FeGe (right panels, (b,d,f,h)) in the ferromagnetic and paramagnetic states. The paramagnetic state is obtained by employing the coherent potential approximation, see Sec. II D. (a,b) Density of states for an electron spin-polarized parallel (positive) and anti-parallel (negative) to the direction of the local moment on the site. (c,d) Pairwise isotropic interactions, obtained in the ferromagnetic ( $J_{nn'}^{FM}$ ) and paramagnetic ( $J_{nn'}^{PM}$ ) states, as functions of the distance between the two atoms. The insets show a magnified view of the results for larger distances. (e,f) Dependence of the spin stiffness  $A = \sum_{n'} J_{nn'} d_{nn'}^2$  on the cutoff distance for the sum. (g,h) Solid lines: The largest eigenvalue of the interaction matrix obtained by lattice Fourier transforming  $J_{nn'}^{PM}$ , i.e.  $J^{PM}(\mathbf{q})$ , as function of the modulus of the wave vector along the [111] direction. A peak in this quantity signifies the dominant magnetic instability of the paramagnetic state, in connection to Eq. (2). Dashed lines: Including the DMI in the interaction matrix, i.e. largest eigenvalue of  $\mathcal{J}(\mathbf{q})$ . See Sec. II A 1 for further details.

paramagnetism hinders the propagation of the conduction electrons that mediate the long-range interactions, leading to a much faster decay with distance than found for the ferromagnetic state. This is especially clear for the spin stiffness, which converges quickly in the paramagnetic state and quite poorly in the ferromagnetic state. We also see that the asymptotic limit of  $A$  is different for each state: For FeGe there is a factor of two between

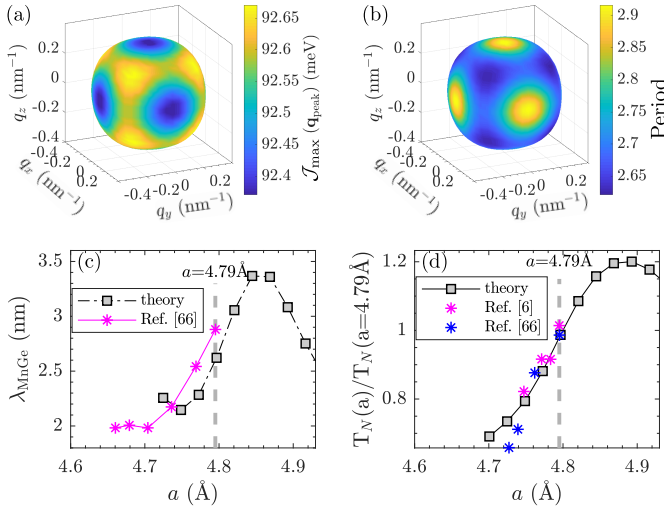


Figure 2. Helical instabilities of the paramagnetic state of MnGe from isotropic paramagnetic interactions  $J_{nn'}^{\text{PM}}$ . (a,b) Surface plots in reciprocal space of  $\mathcal{J}_{\text{max}}(\mathbf{q}_{\text{peak}})$  (without DMI) and of  $\lambda_{\text{MnGe}}(\mathbf{q}_{\text{peak}})$ , respectively, with the distance to the centre being the magnitude  $q_{\text{peak}}$  of the wave vector at which the peak of  $\mathcal{J}_{\text{max}}(\mathbf{q}_{\text{peak}})$  is found for  $a = 4.79 \text{ \AA}$ . (c) Magnetic period and relative Néel transition temperature obtained for the most stable magnetic phase at different values of the lattice parameter,  $a$ . Results are compared with available experimental data<sup>6,66</sup>, which has been extracted by considering how  $T_{\text{N}}$ ,  $\lambda_{\text{MnGe}}$ , and  $a$  change against pressure.

the two limiting values of  $A$ , while for MnGe the paramagnetic state gives  $A < 0$  while the ferromagnetic state gives  $A \sim 0$ . Overall, this shows that the magnetic interactions derived from the paramagnetic state can lead to very different predictions than those derived from the ferromagnetic state.

At sufficiently high temperature any magnetic phase disorders and transforms into the paramagnetic state. Hence, knowledge of a single set of high-temperature interactions,  $\{J_{nn'}^{\text{PM}}, \mathbf{D}_{nn'}^{\text{PM}}\}$ , enables to generally predict the potential instabilities of the paramagnetic state to the formation of any type of magnetic ordering for a given material<sup>48,49,53</sup>.  $\{J_{nn'}^{\text{FM}}, \mathbf{D}_{nn'}^{\text{FM}}\} \neq \{J_{nn'}^{\text{PM}}, \mathbf{D}_{nn'}^{\text{PM}}\}$ , which means that in general this role cannot be played by interactions computed from the ferromagnetic state. Moreover, to compare the relative stability of zero-temperature magnetic states one needs to calculate the total energies of all of them.

In the paramagnetic limit the magnetic free energy in Eq. (2) is a quadratic form of the order parameters. We minimize  $\mathcal{G}$  in this limit by diagonalizing the lattice Fourier transform of the interactions, as explained in Sec. II A 1. The largest eigenvalue of the total interaction matrix (including both  $J_{nn'}^{\text{PM}}$  and  $\mathbf{D}_{nn'}^{\text{PM}}$ ),  $\mathcal{J}_{\text{max}}(\mathbf{q})$ , indicates the dominant magnetic instability of the paramagnetic state. Fig. 1(g,h) shows  $\mathcal{J}_{\text{max}}(\mathbf{q})$  along the [111] direction, with and without the DMI. The magnetic instability is characterized by a wave vector  $\mathbf{q}_{\text{peak}}$  indicating the peak location in  $\mathcal{J}_{\text{max}}(\mathbf{q})$  and the spatial period of

the magnetic modulation  $\lambda = 2\pi/q_{\text{peak}}$ . FeGe follows the canonical picture of B20 helimagnetism<sup>28</sup>: without DMI the ferromagnetic state is the dominant instability ( $q_{\text{peak}} = 0$ ), with the DMI stabilizing a long-period helimagnetic structure with  $\lambda_{\text{FeGe}} = 40 \text{ nm}$  (the experimental value is  $70 \text{ nm}$ <sup>21</sup>). The behavior of MnGe is strikingly different: without DMI the long-ranged isotropic interactions already cooperate to stabilize instead a helical state with a very short period, with the DMI making a minor correction only. The calculated period  $\lambda_{\text{MnGe}} = 2.6 \text{ nm}$  is in good agreement with the experimental range  $3\text{--}6 \text{ nm}$ <sup>6</sup>. Our high-temperature approach to the magnetic instabilities of FeGe and MnGe offers a consistent physical picture, even though the dominant magnetic interactions are very different for each material. In sharp contrast, using the interactions computed from the ferromagnetic state we find a helical period of  $196 \text{ nm}$  for FeGe, consistent with previous results<sup>67</sup>, and MnGe to have a ferromagnetic instability which the DMI turns into a helix of period  $40 \text{ nm}$ .

We now center our attention on the magnetic properties of MnGe as given by the dominant isotropic interactions obtained in the paramagnetic state  $J_{nn'}^{\text{PM}}$ , i.e.  $\mathcal{J}_{\text{max}}(\mathbf{q})$  without the DMI. It turns out that  $\mathcal{J}_{\text{max}}(\mathbf{q})$  peaks along all possible directions in reciprocal space with similar values of  $q_{\text{peak}}$  and very similar energies, i.e. the corresponding helical instabilities are nearly degenerate. This is illustrated in Fig. 2(a), where we plot a surface whose distance to the centre is  $q_{\text{peak}}$  along the corresponding direction and its color encodes  $\mathcal{J}_{\text{max}}(\mathbf{q}_{\text{peak}})$ . Similarly, Fig. 2(b) shows  $\lambda_{\text{MnGe}}$ , and from its range of variation we see that this surface is almost spherical. We have systematically found that the highest peak is along the  $\langle 111 \rangle$  directions. However, the very small energy cost of changing to a different direction means that other instabilities could be favored by other type of interactions, such as the magnetocrystalline anisotropy (not considered here), and higher than pairwise ones, as will be shown later.

The minimization of Eq. (2) provides the mean-field estimate  $3k_{\text{B}}T_{\text{N}} = \mathcal{J}_{\text{max}}(\mathbf{q}_{\text{peak}})$  through Eq. (13). This gives  $T_{\text{N}} = 360 \text{ K}$  at  $a = 4.79 \text{ \AA}$ , substantially above the experimental value of  $180 \text{ K}$ <sup>6</sup>. This large overestimation of  $T_{\text{N}}$  in the mean-field approximation points to the importance of non-local spin fluctuations in MnGe. We have carried out Monte Carlo simulations using the set of magnetic interactions obtained from the paramagnetic state<sup>68</sup>, which indicate an estimate close to  $T_{\text{N}}^{\text{MC}} = 160 \text{ K}$  ( $J_{nn'}^{\text{PM}}$ ) in good agreement with experiment. This is in stark contrast to previous simulations based on the ferromagnetic state, which led to a value of  $300 \text{ K}$  ( $J_{nn'}^{\text{FM}}$ )<sup>46</sup> that strongly overestimates the experimental one. It seems that in order to find a good estimate of  $T_{\text{N}}$  for MnGe both non-local spin fluctuations and the set of magnetic interactions obtained in the appropriate high-temperature paramagnetic limit must be used. Work is in progress to fully corroborate this hypothesis. Another factor that can impact the value of  $T_{\text{N}}$

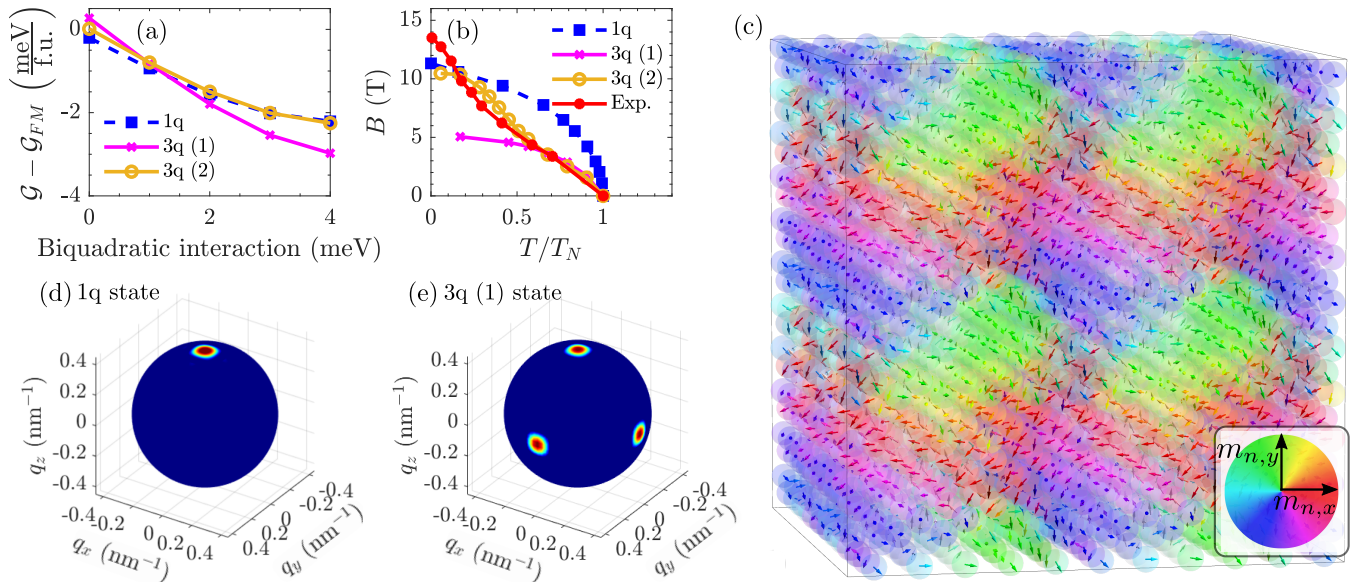


Figure 3. Free energy of MnGe including a biquadratic interaction,  $K$ , for the stabilization of 3q-states. (a) Dependence of the free energies of 1q and 3q states, relative to the ferromagnetic one ( $G_{FM}$ ), on the added biquadratic interaction, at  $T = 20\text{K}$  and  $B = 0$ . (b) Critical magnetic field needed to stabilize a ferromagnetic state, both from solely isotropic pairwise interactions ( $K = 0$ ), which stabilizes the 1q state, and when a biquadratic interaction of strength  $K = 4$  meV is added, which stabilizes at least two different 3q-states in an applied magnetic field. Experimental data shown is extracted from Ref. <sup>31</sup>. (c) Representation of the real-space averaged orientations,  $\{\mathbf{m}_n\}$ , obtained for the 3q (1) state, the most stable one when the biquadratic interaction  $K = 4$  meV is added at  $T = 20\text{K}$  and  $B = 0$ . The  $x$  and  $y$  components are given by the color wheel, while the out-of-plane component shades the arrows towards black. (d) Spherical cut of the intensity of the corresponding total lattice Fourier transform of the helimagnetic 1q and 3q (1) states,  $m_{1q}(\mathbf{q}_{cut})$  and  $m_{3q(1)}(\mathbf{q}_{cut})$ , respectively (see text). The more red the color is, the larger the intensity is.

is its strong dependence on the lattice parameter, which we now address.

The results discussed so far were computed for the experimental value  $a = 4.79 \text{ \AA}$ , but for MnGe the magnetic properties such as the spin moment,  $\lambda_{\text{MnGe}}$ , and  $T_N$  depend strongly on the lattice constant<sup>6,66,69</sup>. Fig. 2(c,d) shows that our results reproduce this strong dependence. In order to compare the trends with experimental data in panel (d), we plot  $T_N(a)$  normalized to the value obtained at  $a = 4.79 \text{ \AA}$ . We observe a linear dependence of  $T_N(a)$  for  $a$  between  $4.75 \text{ \AA}$  and  $4.85 \text{ \AA}$ , of approximately a 30% decrease of  $T_N$  by a  $0.07 \text{ \AA}$  reduction of  $a$ . The horizontal offset between theory and experiment is likely connected to inaccuracies in determining the lattice constant within DFT. The experimental comparison made in Fig. 2(c,d)<sup>6,66</sup> pleasingly shows that our theory correctly captures trends qualitatively and sometimes quantitatively.

### B. Stability of a triple-q magnetic state

The pairwise interactions obtained in the high-temperature paramagnetic limit ( $\{J_{nn'}^{\text{PM}}, \mathbf{D}_{nn'}^{\text{PM}}\}$ ) govern the energetics and behavior of  $T_N$  and the period of single-q and multiple-q magnetic states<sup>70</sup>, which explains the good agreement between our results and experimen-

tal data shown in Figs. 1 and 2. However, experiments have also shown that the ground-state magnetic structure is not a single-q (1q) helix but a complex triple-q (3q) state<sup>6,30</sup>, which demands the inclusion of higher-order magnetic interactions in the free energy<sup>70</sup>. While the  $J_{nn'}^{\text{PM}}$  select the most energetically favorable wave vectors ( $\{\mathbf{q}_{\text{peak}}\}$ ), higher-order magnetic interactions can couple several wave vectors from this set and stabilize a multiple-q state<sup>71,72</sup>. The present computational approach can be used to study the potential effect of such higher-order interactions on the stabilization of multiple-q states. In the following we explore how they might change the magnetism of MnGe by adding a biquadratic interaction between nearest-neighbors of the same sublattice,  $K$ , to the scenario of isotropic pairwise interactions  $J_{nn'}^{\text{PM}}$ . To study this effect we minimize the Gibbs free energy of MnGe at different values of  $K$ , as described in Sec. II C.

Fig. 3(a) shows the free energies of 1q helimagnetic and two different 3q states (3q (1) and 3q (2)) at  $T = 20\text{K}$ , relative to the free energy of the ferromagnetic state. These states are very close in energy when considering solely  $J_{nn'}^{\text{PM}}$ , so a small value of the additional biquadratic interaction is enough to make a 3q state the most stable one. The 3q states are obtained by iterative minimization of the free energy, starting from a superposition of three 1q states with wave vectors along each of the cubic directions (see Eq. 22), as explained in Sec. II C. To this



end, we used a  $5 \times 5 \times 5$  supercell, which can describe 1q and 3q states of periods,  $\lambda_{sc}$ , very close to the ones predicted in Fig. 1. We point out that the 3q (1) state converged when the initial guess described in Eq. (22) was used for low values of the magnetic field. For larger magnetic field values, the 3q (2) state converged instead, whose solution was used as an initial iterative guess to obtain a self-consistent solution at zero magnetic field.

The complex magnetic structure  $\{\mathbf{m}_n\}$  obtained for the most stable 3q (1) state at zero external magnetic field is shown in Fig. 3(c). We confirmed its 3q nature by calculating its total lattice Fourier transform,  $m_{3q(1)}(\mathbf{q})$ , which is obtained by applying Eq. (A6) to the magnetic order parameters obtained for this state at  $T = 20\text{K}$  and  $B = 0$ . A spherical cut of  $m_{3q(1)}(\mathbf{q}_{cut})$  for values of the wave vector describing periods of the size of the supercell, i.e.  $q_{cut} = \frac{2\pi}{\lambda_{sc}}$ , is shown in Fig. 3(e), which demonstrates that the corresponding Fourier transform shows three singularities along the three crystallographic directions. Moreover, the Fourier transform of the 1q-state,  $m_{1q}(\mathbf{q}_{cut})$  (Fig. 3(d)), shows its different single-q nature.

The temperature dependence of the critical magnetic field needed to stabilize the ferromagnetic state provides the last stringent test of our results. Considering only isotropic pairwise interactions leads to a zero-temperature value of the critical field which is already in very good agreement with experiment<sup>6,31</sup>, as seen for the 1q-to-ferromagnetic transition in Fig. 3(b) (dashed line) obtained for  $K = 0$  meV and an applied magnetic field perpendicular to the basal plane of the helimagnetic state<sup>73</sup>. However, adding a biquadratic interaction transforms the low-field helimagnetic state into a 3q-state and also can change the upper critical field line to have a shape that resembles more closely the experimental one, while keeping a fair quantitative agreement. This is shown by the 3q (1) and 3q (2) critical lines in Fig. 3(b) obtained for a value of  $K = 4$  meV and an applied magnetic field along the [111] direction. Our calculations also suggest that intermediate magnetic phases might be present, as indicated by the lower critical field line and the potential stabilization of more than one 3q-state. The critical lines for the two 3q (1) and 3q (2) states were obtained by finding the values of  $T$  and  $B$  at which the iterative minimization of the Gibbs free energy does not converge. This means that these describe first-order (discontinuous) magnetic phase transitions from 3q states to the FM state. We highlight that these results are meant to support the quality of our pairwise magnetic interactions and not to present the definite picture of the magnetic phase diagram of MnGe. A more realistic set of higher-order interactions could lead to a richer diagram and to closer agreement with experimental findings.

## IV. CONCLUSIONS

To summarize, we used a finite-temperature first-principles theory to demonstrate the dominant role of isotropic magnetic interactions for the short-period magnetism of MnGe, in stark contrast with the canonical picture of B20 helimagnetism. Our approach exploits the fact that pairwise interactions obtained in the high-temperature paramagnetic phase of a given material can be used to generally describe its instabilities to the formation of wave-modulated magnetic states, and their periods and transition temperatures as functions of the lattice structure. We applied the theory to both MnGe and FeGe (a canonical helimagnet) and obtained good agreement with various experimental results in both cases. For MnGe, the calculation and minimization of its free energy has showed that rather weak higher-order interactions are enough to stabilize a 3q state instead of a helical state at lower temperatures and have a significant influence on the temperature dependence of the critical magnetic field that stabilizes the ferromagnetic state. The details of the nature and strength of the higher-order magnetic interactions for MnGe are beyond the scope of our work, but recent developments show promise in this respect<sup>47,53,74–77</sup>.

## ACKNOWLEDGMENTS

The authors gratefully acknowledge fruitful discussions with N. Kanazawa, B. Zimmermann and S. Brinker as well as P. Mavropoulos for sharing his Monte Carlo code with us. E. Mendive-Tapia acknowledges funding from the DAAD Short-Term Grants (2019) and the priority programme SPP1599 “Ferroic Cooling” (Grant No. HI1300/6-2). E. Mendive-Tapia, M. dos Santos Dias, S. Lounis, and S. Blügel are grateful for the support from the European Research Council (ERC) under the European Union’s Horizon 2020 research and innovation programme (ERC-consolidator Grant No. 681405 - DYNASORE, and ERC-synergy grant No. 856538 - 3D MAGiC). We acknowledge financial support from the DARPA TEE program through grant MIPR (No. HR0011831554) from DOI, from Deutsche Forschungsgemeinschaft (DFG) through SPP 2137 “Skyrmionics” (Project BL 444/16), the Collaborative Research Centers SFB 1238 (Project C01) as well as computing resources at the supercomputers JURECA at Juelich Supercomputing Centre and JARA-HPC from RWTH Aachen University (Projects jara0224 and jara3dmagic). J.B.S. acknowledges funding from EPSRC (UK) Grant No. EP/M028941/1.

### Appendix A: Helimagnetic state and its spatial dependence

The single-site internal magnetic fields in Eq. (14) are effective fields sustaining the magnetic moments for a



given amount of magnetic order  $\{\mathbf{m}_n\}$  and are obtained by computing the first derivative of the internal magnetic energy with respect to the local order parameter<sup>48</sup>. In the paramagnetic limit ( $\{\mathbf{m}_n \rightarrow \mathbf{0}\}$ ) and setting  $\mathbf{B} = \mathbf{0}$ , Eq. (21) becomes

$$h_{n\alpha} = -\frac{\partial E}{\partial m_{n\alpha}} = \sum_{n',\beta} \left[ J_{nn'}^{\text{PM}} \delta_{\alpha\beta} + \sum_{\gamma} D_{nn',\gamma}^{\text{PM}} \epsilon_{\gamma\alpha\beta} \right] m_{n'\beta}. \quad (\text{A1})$$

It can be shown from Eq. (15) that

$$\mathbf{m}_n \approx \frac{\beta}{3} \mathbf{h}_n \quad (\text{A2})$$

for  $\mathbf{h}_n \rightarrow \mathbf{0}$  (i.e. for  $\mathbf{m}_n \rightarrow \mathbf{0}$ ). Using Eq. (A1) in this paramagnetic limit, Eq. (A2) can be written as

$$3k_{\text{B}} T m_{n\alpha} = \sum_{n',\beta} \left[ J_{nn'}^{\text{PM}} \delta_{\alpha\beta} + \sum_{\gamma} D_{nn',\gamma}^{\text{PM}} \epsilon_{\gamma\alpha\beta} \right] m_{n'\beta}, \quad (\text{A3})$$

which shows that the components of the eigenvectors of the matrix form of  $\mathcal{J}_{nn'\alpha\beta} = J_{nn'}^{\text{PM}} \delta_{\alpha\beta} + \sum_{\gamma} D_{nn',\gamma}^{\text{PM}} \epsilon_{\gamma\alpha\beta}$  (Eq. (10)) directly provide the spatially-dependent components of the magnetic order parameters. For its largest eigenvalue  $3k_{\text{B}} T_{\text{max}}$ , corresponding to the largest transition temperature, they describe how the helimagnetic phase stabilizing just below  $T_{\text{max}}$  is modulated. Similarly, the eigenvector components obtained from the diagonalization presented in Eq. (11) in the Fourier space,  $\{V_{s\alpha,p}(\mathbf{q})\}$ , contain information to express the spatial dependence of  $\{m_{t\alpha}\}$ . Applying the Fourier transform to Eq. (A3) gives

$$3k_{\text{B}} T m_{s\alpha}(\mathbf{q}) = \sum_{s',\beta} \left[ J_{ss'}^{\text{PM}}(\mathbf{q}) \delta_{\alpha\beta} + \sum_{\gamma} D_{ss',\gamma}^{\text{PM}}(\mathbf{q}) \epsilon_{\gamma\alpha\beta} \right] m_{s'\beta}(\mathbf{q}), \quad (\text{A4})$$

where

$$m_{s\alpha}(\mathbf{q}) = \frac{1}{N_c} \sum_t m_{st\alpha} \exp[-i\mathbf{q} \cdot \mathbf{R}_t] \quad (\text{A5})$$

is the Fourier transform of the order parameter. We define the total Fourier transform of the order parameter as

$$m(\mathbf{q}) = \left| \sum_{s\alpha} m_{s\alpha}(\mathbf{q}) \right|. \quad (\text{A6})$$

Eqs. (11) and (A4) show that the components of the eigenvectors,  $\{V_{s\alpha,p}(\mathbf{q})\}$ , can be used to describe the wave modulation of  $\{\mathbf{m}_n\}$  through Eq. (A5) for a given solution of the eigenvalue problem. We first point out that  $\{V_{s\alpha,p}(\mathbf{q})\}$  can be complex numbers as a result of the lattice Fourier transform,

$$m_{s\alpha,p}(\mathbf{q}) = m_{0\alpha} V_{s\alpha,p}(\mathbf{q}) = m_{0\alpha} (\Re[V_{s\alpha,p}] + i\Im[V_{s\alpha,p}]), \quad (\text{A7})$$

where  $\Re[V_{s\alpha,p}]$  and  $\Im[V_{s\alpha,p}]$  are the real and imaginary parts of the eigenvector, respectively, and a proportional factor,  $m_{0,\alpha}$ , must be added to describe different sizes of the order parameter since the eigenvector is normalized. To show how Eq. (A7) can be interpreted we write a general form of a single-q helimagnetic structure in a multi-sublattice system,

$$\{m_{t\alpha} = A_{s\alpha,p} \cos(\mathbf{q} \cdot \mathbf{R}_t) + B_{s\alpha,p} \sin(\mathbf{q} \cdot \mathbf{R}_t)\}, \quad (\text{A8})$$

where the second term in the right hand side accounts for possible sublattice-dependent phase shifts. Substituting Eq. (A8) into Eq. (A5), and using the trigonometric properties

$$\begin{aligned} \sum_t \cos^2(\mathbf{q} \cdot \mathbf{R}_t) &= \sum_t \sin^2(\mathbf{q} \cdot \mathbf{R}_t) = \frac{1}{2} N_c \\ \sum_t \cos(\mathbf{q} \cdot \mathbf{R}_t) \sin(\mathbf{q} \cdot \mathbf{R}_t) &= 0 \end{aligned} \quad (\text{A9})$$

for  $\{\mathbf{q} \cdot \mathbf{R}_t \neq 2\pi N\}$ , where  $N$  is an integer, gives

$$m_{s\alpha,p}(\mathbf{q}) = \frac{1}{2} (A_{s\alpha,p} - iB_{s\alpha,p}). \quad (\text{A10})$$

Eq. (A10) demonstrates that the real and imaginary parts of the eigenvector directly provide the amplitudes in Eq. (A8),

$$\begin{aligned} \frac{1}{2} A_{s\alpha,p} &= m_{0\alpha} \Re[V_{s\alpha,p}], \\ \frac{1}{2} B_{s\alpha,p} &= -m_{0\alpha} \Im[V_{s\alpha,p}]. \end{aligned} \quad (\text{A11})$$

In particular, the minimization of the free energy yields  $m_{0\alpha} \rightarrow 0$  (i.e.  $A_{s\alpha,p} \rightarrow 0$  and  $B_{s\alpha,p} \rightarrow 0$ ) when the transition temperature is approached and so the paramagnetic state ( $\{\mathbf{m}_n \rightarrow \mathbf{0}\}$ ) establishes. Eq. (A8) can be written in the following form

$$\begin{aligned} m_{t\alpha,p} &= \sqrt{A_{s\alpha,p}^2 + B_{s\alpha,p}^2} \cos \left[ \mathbf{q} \cdot \mathbf{R}_t - \arctan \left( \frac{B_{s\alpha,p}}{A_{s\alpha,p}} \right) \right] \\ &= 2m_{0\alpha} \sqrt{\Re[V_{s\alpha,p}]^2 + \Im[V_{s\alpha,p}]^2} \\ &\quad \times \cos \left[ \mathbf{q} \cdot \mathbf{R}_t + \arctan \left( \frac{\Im[V_{s\alpha,p}]}{\Re[V_{s\alpha,p}]} \right) \right]. \end{aligned} \quad (\text{A12})$$

We point out that in the paramagnetic limit the equations above apply independently on each spatial direction,  $\alpha = \{x, y, z\}$ . This means that only one non-zero spatial projection suffices to satisfy Eq. (11) and so to produce a transition temperature equal to  $T_{tr} = u_p(\mathbf{q})/3k_{\text{B}}$  for an eigenvalue  $u_p(\mathbf{q})$ . However, away from the paramagnetic limit, for example at low temperatures and/or under the presence of an applied magnetic field, the minimization of  $\mathcal{G}$  gives values of the order parameters maximizing their size at every unit cell

( $\{m_n = |\mathbf{m}_n| \rightarrow 1\}$  at 0K). This situation typically requires the wave modulation of more than a single non-zero spatial component. The components of the helimagnetic phase considered in appendix B are such that they satisfy the description of the eigenvector in Eq. (A12) and simultaneously preserve a maximum size of the order parameters throughout the lattice for a given value of  $T$ .

### Appendix B: Expression for the Gibbs free energy of a helimagnetic state

In this section we derive an expression for the Gibbs free energy that can be used to describe the ferromagnetic state, and 1q helimagnetic states with an arbitrary value of the wave vector  $\mathbf{q}$ . We exploit the fact that the free energy of a single primitive cell in a 1q state is the same throughout the entire crystal, i.e. it does not depend on the unit-cell lattice index  $t$ . This allows to obtain a general and simpler form of the Gibbs free energy for 1q states.

We consider that the magnetic field is applied perpendicularly to the basal plane of a helimagnetic state. Since the following algebra considers the dominant isotropic pairwise terms only, i.e. when  $\{D_{nn',\gamma}^{\text{PM}} = 0\}$ , we can arbitrarily choose the helimagnetic plane as the  $xy$ -plane, and so set  $\mathbf{B} = B\hat{\mathbf{z}}$ . The effect of  $\mathbf{B}$  is to produce a non-oscillatory ferromagnetic component along the  $\hat{\mathbf{z}}$ -direction, i.e. (see Eq. (A8))

$$\begin{aligned} m_{tsx,p} &= A_{sx,p} \cos(\mathbf{q} \cdot \mathbf{R}_t) + B_{sx,p} \sin(\mathbf{q} \cdot \mathbf{R}_t), \\ m_{tsy,p} &= A_{sy,p} \cos(\mathbf{q} \cdot \mathbf{R}_t) + B_{sy,p} \sin(\mathbf{q} \cdot \mathbf{R}_t), \\ m_{tsz,p} &= A_{sz,p}. \end{aligned} \quad (\text{B1})$$

Introducing Eq. (B1) into Eq. (20) and using both the definition of the lattice Fourier transform and Eq. (A9), it follows that the internal magnetic energy in the paramagnetic limit is

$$\begin{aligned} E &= \\ &- \frac{N_c}{2} \sum_{ss'} \sum_{\alpha} \frac{1}{2} J_{ss'}^{\text{PM}}(\mathbf{q}) (A_{s\alpha,p} + iB_{s\alpha,p}) (A_{s'\alpha,p} - iB_{s'\alpha,p}) \\ &- \frac{N_c}{2} \sum_{ss'} J_{ss'}^{\text{PM}}(\mathbf{0}) A_{sz,p} A_{s'z,p}. \end{aligned} \quad (\text{B2})$$

The helimagnetic phase in the  $xy$ -plane that minimizes the free energy and emerges below  $T_{\text{max}}$  corresponds to  $\mathbf{q} = \mathbf{q}_{\text{peak}}$ , which leads to the following expression for the

Gibbs free energy,

$$\begin{aligned} \mathcal{G} &= \\ &- \frac{N_c}{2} \sum_{ss'} \sum_{\alpha}^{x,y} J_{ss'}^{\text{PM}}(\mathbf{q}_{\text{peak}}) \frac{1}{2} (A_{s\alpha} + iB_{s\alpha}) (A_{s'\alpha} - iB_{s'\alpha}) \\ &- \frac{N_c}{2} \sum_{ss'} J_{ss'}^{\text{PM}}(\mathbf{0}) A_{sz} A_{s'z} - TS_{\text{mag}} - N_c B \sum_s A_{sz} \mu_s, \end{aligned} \quad (\text{B3})$$

where we have dropped the index  $p$  since it is now set to  $p_{\text{max}}$  everywhere. Our lattice Fourier transform analysis exploited here follows now by calculating Eq. (5) using the isotropic pairwise interactions computed in the paramagnetic state, whose values are shown in Fig. 1(c), for both a helimagnetic phase ( $\mathbf{q}_{\text{peak}} = 0.18(1, 1, 1) \frac{1}{\sqrt{3}} \frac{2\pi}{a}$ ),

$$J^{\text{PM}}(\mathbf{q}_{\text{peak}}) = \begin{pmatrix} J_1^q & K^q & K^q & K^q \\ K^{q*} & J_2^q & L^q & L^q \\ K^{q*} & L^{q*} & J_2^q & L^q \\ K^{q*} & L^{q*} & L^{q*} & J_2^q \end{pmatrix}, \quad (\text{B4})$$

where  $J_1^q = 6.86$  meV,  $J_2^q = 11.21$  meV,  $K^q = 19.49 - 18.38i$  meV, and  $L^q = 19.46 - 18.36i$  meV, and for the ferromagnetic phase ( $\mathbf{q} = \mathbf{0}$ ),

$$J^{\text{PM}}(\mathbf{0}) = \begin{pmatrix} J^{\text{FM}} & K^{\text{FM}} & K^{\text{FM}} & K^{\text{FM}} \\ K^{\text{FM}} & J^{\text{FM}} & K^{\text{FM}} & K^{\text{FM}} \\ K^{\text{FM}} & K^{\text{FM}} & J^{\text{FM}} & K^{\text{FM}} \\ K^{\text{FM}} & K^{\text{FM}} & K^{\text{FM}} & J^{\text{FM}} \end{pmatrix}, \quad (\text{B5})$$

where  $J^{\text{FM}} = 11.66$  meV and  $K^{\text{FM}} = 26.55$  meV. In Eq. (B4) the superscript \* denotes the complex conjugate. We remark that the matrices to be diagonalized at this point are  $4 \times 4$  of size since the DMI is omitted. The largest eigenvalues obtained after diagonalizing Eqs. (B4) and (B5) are  $J_{\text{max}}(\mathbf{q}_{\text{peak}}) = 93\text{meV}$  and  $J_{\text{max}}(\mathbf{0}) = 91\text{meV}$ , with normalized eigenvectors  $[0.346 + 0.326i, 0.508, 0.508, 0.508]$  and  $[\frac{1}{2}, \frac{1}{2}, \frac{1}{2}, \frac{1}{2}]$ , respectively. Whilst the ferromagnetic part of the magnetic phase is described by four parallel components of the order parameter along  $\hat{\mathbf{z}}$ , the helimagnetism in the  $xy$ -plane shows a phase shift of  $\arctan(0.326/0.346) = 43$  degrees between sublattice  $s = 1$  and the other sublattices. It therefore follows from Eq. (A12) that

$$A_{1x} = a_1, B_{1x} = -b_1, \quad (\text{B6})$$

$$A_{1y} = b_1, B_{1y} = a_1, \quad (\text{B7})$$

$$A_{1z} = a_z \quad (\text{B8})$$

for the first sublattice ( $s = 1$ ), and

$$A_{sx} = a_2, B_{sx} = 0, \quad (\text{B9})$$

$$A_{sy} = 0, B_{sy} = a_2, \quad (\text{B10})$$

$$A_{sz} = a_z \quad (\text{B11})$$

for the rest ( $s = 2, 3, 4$ ). These parameters ( $\{a_1, b_1, a_2, a_z\}$ ) comprise the minimum possible number

of coefficients describing the helimagnetic and ferromagnetic components, i.e.

$$\begin{aligned}
m_{t1x} &= a_1 \cos(\mathbf{q} \cdot \mathbf{R}_t) - b_1 \sin(\mathbf{q} \cdot \mathbf{R}_t) \\
&= \sqrt{a_1^2 + b_1^2} \cos \left[ \mathbf{q} \cdot \mathbf{R}_t + \arctan \left( \frac{b_1}{a_1} \right) \right] \\
m_{t1y} &= b_1 \cos(\mathbf{q} \cdot \mathbf{R}_t) + a_1 \sin(\mathbf{q} \cdot \mathbf{R}_t) \\
&= \sqrt{a_1^2 + b_1^2} \sin \left[ \mathbf{q} \cdot \mathbf{R}_t + \arctan \left( \frac{b_1}{a_1} \right) \right] \\
m_{t1z} &= a_z
\end{aligned} \tag{B12}$$

and

$$\begin{aligned}
m_{tsx} &= a_2 \cos(\mathbf{q} \cdot \mathbf{R}_t) \\
m_{tsy} &= a_2 \sin(\mathbf{q} \cdot \mathbf{R}_t) \\
m_{tsz} &= a_z,
\end{aligned} \tag{B13}$$

for  $s = 1$  and  $s > 1$ , respectively. Such an arrangement of coefficients satisfies the eigensolutions obtained for the diagonalization of Eqs. (B4) and (B5) and at the same time preserves the total size of the local order parameters from one unit cell to another, i.e.  $m_{t1} = \sqrt{a_1^2 + b_1^2 + a_z^2}$  and  $m_{ts=2,3,4} = \sqrt{a_2^2 + a_z^2}$  do not change as a function

of  $t$ . This allows to write the entropy term as  $S_{mag} = N_c(S_1 + S_2 + S_3 + S_4)$  and a convenient expression for the Gibbs free energy per unit cell whose minimization maximizes the size of order parameters at all unit cells for a given value of  $T$ ,

$$\begin{aligned}
\frac{1}{N_c} \mathcal{G} &= -\frac{1}{2} J_{\max}^{\text{PM}}(\mathbf{q}_{peak})(a_1^2 + b_1^2 + 3a_2^2) - \frac{1}{2} J_{\max}^{\text{PM}}(\mathbf{0})4a_z^2 \\
&\quad - T(S_1 + S_2 + S_3 + S_4) - 4Ba_z\mu_{Mn} \\
&= 4 \left[ -\frac{1}{2} J_{\max}^{\text{PM}}(\mathbf{q}_{peak})a_h^2 - \frac{1}{2} J_{\max}^{\text{PM}}(\mathbf{0})a_z^2 - TS - Ba_z\mu_{Mn} \right]
\end{aligned} \tag{B14}$$

where  $\mu_{Mn}$  is the magnitude of the local moment at the Mn site,  $S \equiv S_1 = S_2 = S_3 = S_4$ , and  $a_h^2 \equiv a_1^2 + b_1^2 \approx a_2^2$  has been approximated, which is justified by the components of the eigenvector obtained for Eq. (B4). The critical line for the 1q state shown in Fig. 3(b) is obtained by minimizing Eq. (B14) with respect to  $\{a_h, a_z\}$  at different values of  $T$  and  $B$ .  $S$ , which is unequivocally given by  $m_n^2 = a_h^2 + a_z^2$ , is calculated using Eq. (17) together with Eq. (15).

- 
- <sup>1</sup> Naoto Nagaosa and Yoshinori Tokura, “Topological properties and dynamics of magnetic skyrmions,” *Nature Nanotechnology* **8**, 899 (2013).
- <sup>2</sup> Albert Fert, Nicolas Reyren, and Vincent Cros, “Magnetic skyrmions: advances in physics and potential applications,” *Nature Reviews Materials* **2**, natrevmats201731 (2017).
- <sup>3</sup> Jens Jensen and Allan R Mackintosh, *Rare earth magnetism: structures and excitations* (Clarendon Oxford, 1991).
- <sup>4</sup> I. D. Hughes, M. Däne, A. Ernst, W. Hergert, M. Lüdgers, J. Poulter, J. B. Staunton, A. Svane, Z. Szotek, and W. M. Temmerman, “Lanthanide contraction and magnetism in the heavy rare earth elements,” *Nature* **446**, 650–653 (2007).
- <sup>5</sup> R. Takagi, J. S. White, S. Hayami, R. Arita, D. Honecker, H. M. Rønnow, Y. Tokura, and S. Seki, “Multiple-q non-collinear magnetism in an itinerant hexagonal magnet,” *Science Advances* **4**, eaau3402 (2018).
- <sup>6</sup> Y. Fujishiro, N. Kanazawa, T. Nakajima, X. Z. Yu, K. Ohishi, Y. Kawamura, K. Kakurai, T. Arima, H. Mitamura, A. Miyake, K. Akiba, M. Tokunaga, A. Matsuo, K. Kindo, T. Koretsune, R. Arita, and Y. Tokura, “Topological transitions among skyrmion- and hedgehog-lattice states in cubic chiral magnets,” *Nature Communications* **10**, 1059 (2019).
- <sup>7</sup> Takashi Kurumaji, Taro Nakajima, Max Hirschberger, Akiko Kikkawa, Yuichi Yamasaki, Hajime Sagayama, Hironori Nakao, Yasujiro Taguchi, Taka-hisa Arima, and Yoshinori Tokura, “Skyrmion lattice with a giant topological hall effect in a frustrated triangular-lattice magnet,” *Science* **365**, 914–918 (2019).
- <sup>8</sup> Jonas Spethmann, Sebastian Meyer, Kirsten von

- Bergmann, Roland Wiesendanger, Stefan Heinze, and André Kubetzka, “Discovery of magnetic single- and triple-q states in Mn/Re(0001),” *Phys. Rev. Lett.* **124**, 227203 (2020).
- <sup>9</sup> Umut Kamber, Anders Bergman, Andreas Eich, Diana Iuşan, Manuel Steinbrecher, Nadine Hauptmann, Lars Nordström, Mikhail I. Katsnelson, Daniel Wegner, Olle Eriksson, and Alexander A. Khajetoorians, “Self-induced spin glass state in elemental and crystalline neodymium,” *Science* **368** (2020), 10.1126/science.aay6757.
- <sup>10</sup> Y. Taguchi, Y. Oohara, H. Yoshizawa, N. Nagaosa, and Y. Tokura, “Spin chirality, berry phase, and anomalous hall effect in a frustrated ferromagnet,” *Science* **291**, 2573–2576 (2001).
- <sup>11</sup> T. Schulz, R. Ritz, A. Bauer, M. Halder, M. Wagner, C. Franz, C. Pfleiderer, K. Everschor, M. Garst, and A. Rosch, “Emergent electrodynamics of skyrmions in a chiral magnet,” *Nat. Phys.* **8**, 301–304 (2012).
- <sup>12</sup> Albert Fert, Vincent Cros, and João Sampaio, “Skyrmions on the track,” *Nat. Nanotechnol.* **8**, 152–156 (2013).
- <sup>13</sup> D. Matsunami, A. Fujita, K. Takenaka, and M. Kano, “Giant barocaloric effect enhanced by the frustration of the antiferromagnetic phase in Mn<sub>3</sub>GaN,” *Nature Materials* **14**, 73 (2015).
- <sup>14</sup> David Boldrin, Eduardo Mendive-Tapia, Jan Zemen, Julie B. Staunton, Thomas Hansen, Araceli Aznar, Josep-Lluís Tamarit, Maria Barrio, Pol Lloveras, Jiyeob Kim, Xavier Moya, and Lesley F. Cohen, “Multisite exchange-enhanced barocaloric response in Mn<sub>3</sub>NiN,” *Phys. Rev. X* **8**, 041035 (2018).
- <sup>15</sup> Kyung Mee Song, Jae-Seung Jeong, Biao Pan, Xichao Zhang, Jing Xia, Sunkyung Cha, Tae-Eon Park, Kwangsu Kim, Simone Finizio, Jörg Raabe, *et al.*, “Skyrmion-based

- artificial synapses for neuromorphic computing,” *Nature Electronics* **3**, 148–155 (2020).
- <sup>16</sup> Naoya Kanazawa, Shinichiro Seki, and Yoshinori Tokura, “Noncentrosymmetric magnets hosting magnetic skyrmions,” *Advanced Materials* **29**, 1603227 (2017).
- <sup>17</sup> N Kanazawa, K Shibata, and Y Tokura, “Variation of spin-orbit coupling and related properties in skyrmionic system  $\text{Mn}_{1-x}\text{Fe}_x\text{Ge}$ ,” *New Journal of Physics* **18**, 045006 (2016).
- <sup>18</sup> I. Dzyaloshinsky, “A thermodynamic theory of “weak” ferromagnetism of antiferromagnetics,” *Journal of Physics and Chemistry of Solids* **4**, 241 – 255 (1958).
- <sup>19</sup> Tôru Moriya, “Anisotropic superexchange interaction and weak ferromagnetism,” *Phys. Rev.* **120**, 91–98 (1960).
- <sup>20</sup> S. Mühlbauer, B. Binz, F. Jonietz, C. Pfleiderer, A. Rosch, A. Neubauer, R. Georgii, and P. Böni, “Skyrmion lattice in a chiral magnet,” *Science* **323**, 915–919 (2009).
- <sup>21</sup> B Lebech, J Bernhard, and T Freltoft, “Magnetic structures of cubic FeGe studied by small-angle neutron scattering,” *Journal of Physics: Condensed Matter* **1**, 6105–6122 (1989).
- <sup>22</sup> H. Wilhelm, M. Baenitz, M. Schmidt, U. K. Röbner, A. A. Leonov, and A. N. Bogdanov, “Precursor phenomena at the magnetic ordering of the cubic helimagnet FeGe,” *Phys. Rev. Lett.* **107**, 127203 (2011).
- <sup>23</sup> X. Z. Yu, N. Kanazawa, Y. Onose, K. Kimoto, W. Z. Zhang, S. Ishiwata, Y. Matsui, and Y. Tokura, “Near room-temperature formation of a skyrmion crystal in thin-films of the helimagnet FeGe,” *Nature Materials* **10**, 106 (2011).
- <sup>24</sup> S. V. Grigoriev, D. Chernyshov, V. A. Dyadkin, V. Dmitriev, S. V. Maleyev, E. V. Moskvina, D. Menzel, J. Schoenes, and H. Eckerlebe, “Crystal handedness and spin helix chirality in  $\text{Fe}_{1-x}\text{Co}_x\text{Si}$ ,” *Phys. Rev. Lett.* **102**, 037204 (2009).
- <sup>25</sup> X. Z. Yu, Y. Onose, N. Kanazawa, J. H. Park, J. H. Han, Y. Matsui, N. Nagaosa, and Y. Tokura, “Real-space observation of a two-dimensional skyrmion crystal,” *Nature* **465**, 901 (2010).
- <sup>26</sup> J. Beille, J. Voiron, and M. Roth, “Long period helimagnetism in the cubic B20  $\text{Fe}_x\text{Co}_{1-x}\text{Si}$  and  $\text{Co}_x\text{Mn}_{1-x}\text{Si}$  alloys,” *Solid State Communications* **47**, 399 – 402 (1983).
- <sup>27</sup> Y. Onose, N. Takeshita, C. Terakura, H. Takagi, and Y. Tokura, “Doping dependence of transport properties in  $\text{Fe}_{1-x}\text{Co}_x\text{Si}$ ,” *Phys. Rev. B* **72**, 224431 (2005).
- <sup>28</sup> P Bak and M H Jensen, “Theory of helical magnetic structures and phase transitions in MnSi and FeGe,” *Journal of Physics C: Solid State Physics* **13**, L881–L885 (1980).
- <sup>29</sup> Y. Ishikawa, K. Tajima, D. Bloch, and M. Roth, “Helical spin structure in manganese silicide MnSi,” *Solid State Communications* **19**, 525 – 528 (1976).
- <sup>30</sup> N. Kanazawa, Y. Onose, T. Arima, D. Okuyama, K. Ohoyama, S. Wakimoto, K. Kakurai, S. Ishiwata, and Y. Tokura, “Large topological hall effect in a short-period helimagnet MnGe,” *Phys. Rev. Lett.* **106**, 156603 (2011).
- <sup>31</sup> Y. Shiomi, N. Kanazawa, K. Shibata, Y. Onose, and Y. Tokura, “Topological nernst effect in a three-dimensional skyrmion-lattice phase,” *Phys. Rev. B* **88**, 064409 (2013).
- <sup>32</sup> N. Kanazawa, J.-H. Kim, D. S. Inosov, J. S. White, N. Egetenmeyer, J. L. Gavilano, S. Ishiwata, Y. Onose, T. Arima, B. Keimer, and Y. Tokura, “Possible skyrmion-lattice ground state in the B20 chiral-lattice magnet MnGe as seen via small-angle neutron scattering,” *Phys. Rev. B* **86**, 134425 (2012).
- <sup>33</sup> N. Kanazawa, J. S. White, H. M. Rønnow, C. D. Dewhurst, D. Morikawa, K. Shibata, T. Arima, F. Kagawa, A. Tsukazaki, Y. Kozuka, M. Ichikawa, M. Kawasaki, and Y. Tokura, “Topological spin-hedgehog crystals of a chiral magnet as engineered with magnetic anisotropy,” *Phys. Rev. B* **96**, 220414(R) (2017).
- <sup>34</sup> N. Kanazawa, Y. Nii, X. X. Zhang, A. S. Mishchenko, G. De Filippis, F. Kagawa, Y. Iwasa, N. Nagaosa, and Y. Tokura, “Critical phenomena of emergent magnetic monopoles in a chiral magnet,” *Nature Communications* **7**, 11622 (2016).
- <sup>35</sup> M. Deutsch, P. Bonville, A. V. Tsvyashchenko, L. N. Fomicheva, F. Porcher, F. Damay, S. Petit, and I. Mirebeau, “Stress-induced magnetic textures and fluctuating chiral phase in MnGe chiral magnet,” *Phys. Rev. B* **90**, 144401 (2014).
- <sup>36</sup> N. Martin, M. Deutsch, F. Bert, D. Andreica, A. Amato, P. Bonfà, R. De Renzi, U. K. Röbner, P. Bonville, L. N. Fomicheva, A. V. Tsvyashchenko, and I. Mirebeau, “Magnetic ground state and spin fluctuations in MnGe chiral magnet as studied by muon spin rotation,” *Phys. Rev. B* **93**, 174405 (2016).
- <sup>37</sup> E. Altyntbaev, S.-A. Siegfried, E. Moskvina, D. Menzel, C. Dewhurst, A. Heinemann, A. Feoktystov, L. Fomicheva, A. Tsvyashchenko, and S. Grigoriev, “Hidden quantum phase transition in  $\text{Mn}_{1-x}\text{Fe}_x\text{Ge}$  evidenced by small-angle neutron scattering,” *Phys. Rev. B* **94**, 174403 (2016).
- <sup>38</sup> M. A. Ruderman and C. Kittel, “Indirect exchange coupling of nuclear magnetic moments by conduction electrons,” *Phys. Rev.* **96**, 99–102 (1954).
- <sup>39</sup> Tadao Kasuya, “A Theory of Metallic Ferro- and Antiferromagnetism on Zener’s Model,” *Progress of Theoretical Physics* **16**, 45–57 (1956).
- <sup>40</sup> Kei Yosida, “Magnetic properties of Cu-Mn alloys,” *Phys. Rev.* **106**, 893–898 (1957).
- <sup>41</sup> Eduardo Mendive-Tapia and Julie B. Staunton, “Theory of magnetic ordering in the heavy rare earths: Ab initio electronic origin of pair- and four-spin interactions,” *Phys. Rev. Lett.* **118**, 197202 (2017).
- <sup>42</sup> J. Gayles, F. Freimuth, T. Schena, G. Lani, P. Mavropoulos, R. A. Duine, S. Blügel, J. Sinova, and Y. Mokrousov, “Dzyaloshinskii-moriya interaction and hall effects in the skyrmion phase of  $\text{Mn}_{1-x}\text{Fe}_x\text{Ge}$ ,” *Phys. Rev. Lett.* **115**, 036602 (2015).
- <sup>43</sup> Toru Kikuchi, Takashi Koretsune, Ryotaro Arita, and Gen Tatara, “Dzyaloshinskii-moriya interaction as a consequence of a Doppler shift due to spin-orbit-induced intrinsic spin current,” *Phys. Rev. Lett.* **116**, 247201 (2016).
- <sup>44</sup> Takashi Koretsune, Toru Kikuchi, and Ryotaro Arita, “First-principles evaluation of the Dzyaloshinskii-Moriya interaction,” *Journal of the Physical Society of Japan* **87**, 041011 (2018).
- <sup>45</sup> S. Mankovsky, S. Wimmer, S. Polesya, and H. Ebert, “Composition-dependent magnetic response properties of  $\text{Mn}_{1-x}\text{Fe}_x\text{Ge}$  alloys,” *Phys. Rev. B* **97**, 024403 (2018).
- <sup>46</sup> Marcel Bornemann, Sergii Grytsiuk, Paul F Baumeister, Manuel dos Santos Dias, Rudolf Zeller, Samir Lounis, and Stefan Blügel, “Complex magnetism of B20-MnGe: from spin-spirals, hedgehogs to monopoles,” *Journal of Physics: Condensed Matter* **31**, 485801 (2019).
- <sup>47</sup> S. Grytsiuk, J.-P. Hanke, M. Hoffmann, J. Bouaziz, O. Gomonay, G. Bihlmayer, S. Lounis, Y. Mokrousov, and S. Blügel, “Topological-chiral magnetic interactions driven



- by emergent orbital magnetism,” *Nature Communications* **11**, 511 (2020).
- <sup>48</sup> B L Gyorffy, A J Pindor, J Staunton, G M Stocks, and H Winter, “A first-principles theory of ferromagnetic phase transitions in metals,” *Journal of Physics F: Metal Physics* **15**, 1337 (1985).
- <sup>49</sup> J. B. Staunton, S. Ostanin, S. S. A. Razee, B. L. Gyorffy, L. Szunyogh, B. Ginatempo, and Ezio Bruno, “Temperature dependent magnetic anisotropy in metallic magnets from an ab initio electronic structure theory:  $L1_0$ -ordered FePt,” *Phys. Rev. Lett.* **93**, 257204 (2004).
- <sup>50</sup> J. B. Staunton, L. Szunyogh, A. Buruzs, B. L. Gyorffy, S. Ostanin, and L. Udvardi, “Temperature dependence of magnetic anisotropy: An ab initio approach,” *Phys. Rev. B* **74**, 144411 (2006).
- <sup>51</sup> Christopher E. Patrick, Santosh Kumar, Geetha Balakrishnan, Rachel S. Edwards, Martin R. Lees, Leon Petit, and Julie B. Staunton, “Calculating the magnetic anisotropy of rare-earth–transition-metal ferrimagnets,” *Phys. Rev. Lett.* **120**, 097202 (2018).
- <sup>52</sup> George A. Marchant, Christopher E. Patrick, and Julie B. Staunton, “Ab initio calculations of temperature-dependent magnetostriction of Fe and  $A_2\text{Fe}_{1-x}\text{Ga}_x$  within the disordered local moment picture,” *Phys. Rev. B* **99**, 054415 (2019).
- <sup>53</sup> Eduardo Mendive-Tapia and Julie B. Staunton, “Ab initio theory of the gibbs free energy and a hierarchy of local moment correlation functions in itinerant electron systems: The magnetism of the  $\text{Mn}_3\text{A}$  materials class,” *Phys. Rev. B* **99**, 144424 (2019).
- <sup>54</sup> J. Zemen, E. Mendive-Tapia, Z. Gercsi, R. Banerjee, J. B. Staunton, and K. G. Sandeman, “Frustrated magnetism and caloric effects in Mn-based antiperovskite nitrides: Ab initio theory,” *Phys. Rev. B* **95**, 184438 (2017).
- <sup>55</sup> Christopher E. Patrick, Santosh Kumar, Geetha Balakrishnan, Rachel S. Edwards, Martin R. Lees, Eduardo Mendive-Tapia, Leon Petit, and Julie B. Staunton, “Rare-earth/transition-metal magnetic interactions in pristine and (Ni,Fe)-doped  $\text{YCo}_5$  and  $\text{GdCo}_5$ ,” *Phys. Rev. Materials* **1**, 024411 (2017).
- <sup>56</sup> L. Petit, D. Paudyal, Y. Mudryk, K. A. Gschneidner, V. K. Pecharsky, M. Lüders, Z. Szotek, R. Banerjee, and J. B. Staunton, “Complex magnetism of lanthanide intermetallics and the role of their valence electrons: Ab initio theory and experiment,” *Phys. Rev. Lett.* **115**, 207201 (2015).
- <sup>57</sup> Eduardo Mendive-Tapia and Julie B. Staunton, “Caloric effects around phase transitions in magnetic materials described by ab initio theory: The electronic glue and fluctuating local moments,” *Journal of Applied Physics* **127**, 113903 (2020).
- <sup>58</sup> L. Udvardi, L. Szunyogh, K. Palotás, and P. Weinberger, “First-principles relativistic study of spin waves in thin magnetic films,” *Phys. Rev. B* **68**, 104436 (2003).
- <sup>59</sup> H. Ebert and S. Mankovsky, “Anisotropic exchange coupling in diluted magnetic semiconductors: Ab initio spin-density functional theory,” *Phys. Rev. B* **79**, 045209 (2009).
- <sup>60</sup> N Papanikolaou, R Zeller, and P H Dederichs, “Conceptual improvements of the KKR method,” *J. Phys.: Condens. Matter* **14**, 2799 (2002).
- <sup>61</sup> David Siegfried Georg Bauer, *Development of a relativistic full-potential first-principles multiple scattering Green function method applied to complex magnetic textures of nano structures at surfaces*, Ph.D. thesis, RWTH Aachen (2014).
- <sup>62</sup> S. H. Vosko, L. Wilk, and M. Nusair, “Accurate spin-dependent electron liquid correlation energies for local spin density calculations: a critical analysis,” *Canadian Journal of Physics* **58**, 1200–1211 (1980), <https://doi.org/10.1139/p80-159>.
- <sup>63</sup> Paul Soven, “Coherent-potential model of substitutional disordered alloys,” *Phys. Rev.* **156**, 809–813 (1967).
- <sup>64</sup> B. L. Gyorffy, “Coherent-Potential Approximation for a nonoverlapping-muffin-tin-potential model of random substitutional alloys,” *Phys. Rev. B* **5**, 2382–2384 (1972).
- <sup>65</sup> Vadim Dyadkin, Sergey Grigoriev, Sergey V. Ovsyanikov, Elena Bykova, Leonid Dubrovinsky, Anatoly Tsvyashchenko, L.N. Fomicheva, and Dmitry Chernyshov, “Crystal structure and thermal expansion of  $\text{Mn}_{1-x}\text{Fe}_x\text{Ge}$ ,” *Acta Crystallographica Section B* **70**, 676–680 (2014).
- <sup>66</sup> M. Deutsch, O. L. Makarova, T. C. Hansen, M. T. Fernandez-Diaz, V. A. Sidorov, A. V. Tsvyashchenko, L. N. Fomicheva, F. Porcher, S. Petit, K. Koepnik, U. K. Rößler, and I. Mirebeau, “Two-step pressure-induced collapse of magnetic order in the MnGe chiral magnet,” *Phys. Rev. B* **89**, 180407(R) (2014).
- <sup>67</sup> S. Grytsiuk, M. Hoffmann, J.-P. Hanke, P. Mavropoulos, Y. Mokrousov, G. Bihlmayer, and S. Blügel, “Ab initio analysis of magnetic properties of the prototype b20 chiral magnet fege,” *Phys. Rev. B* **100**, 214406 (2019).
- <sup>68</sup> We use an in-house Monte Carlo code that considers isotropic exchange interactions and the Metropolis algorithm<sup>78,79</sup>. In our simulations we considered a  $18 \times 18 \times 18$  supercell (i.e. 23328 magnetic atoms) and for each temperature the number of Monte Carlo steps was  $10^6$ . From this we obtained  $10^5$  sampling events equally spaced by 10 steps after a relaxation time of  $10^4$  steps. The determination of the transition temperature was done through the calculation and examination of the heat capacity.
- <sup>69</sup> N. Martin, M. Deutsch, J.-P. Itié, J.-P. Rueff, U. K. Rössler, K. Koepnik, L. N. Fomicheva, A. V. Tsvyashchenko, and I. Mirebeau, “Magnetovolume effect, macroscopic hysteresis, and moment collapse in the paramagnetic state of cubic mnge under pressure,” *Phys. Rev. B* **93**, 214404 (2016).
- <sup>70</sup> P. M. Chaikin and T. C. Lubensky, *Principles of condensed matter physics* (Cambridge University Press, 1995).
- <sup>71</sup> B. Binz, A. Vishwanath, and V. Aji, “Theory of the helical spin crystal: A candidate for the partially ordered state of MnSi,” *Phys. Rev. Lett.* **96**, 207202 (2006).
- <sup>72</sup> Shun Okumura, Satoru Hayami, Yasuyuki Kato, and Yukitoshi Motome, “Magnetic hedgehog lattices in noncentrosymmetric metals,” *Phys. Rev. B* **101**, 144416 (2020).
- <sup>73</sup> We point out that the iterative method to minimize the Gibbs free energy explained in Sec. II C was used to generate the data shown in Fig. 3(b) for the 3q (1) and 3q (2) states, at  $K = 4$  meV. The calculation of the critical line corresponding to the 1q state (at  $K = 0$  meV) is made by minimizing instead a simplified form of the Gibbs free energy describing an arbitrary value of the wave vector  $\mathbf{q}$ , which is explained in appendix B. Such an expression of  $\mathcal{G}$ , shown in Eq. B14, is obtainable for single-q states only.
- <sup>74</sup> Sascha Brinker, Manuel dos Santos Dias, and Samir Lounis, “The chiral biquadratic pair interaction,” *New J. Phys.* **21**, 083015 (2019).
- <sup>75</sup> S. Mankovsky, S. Polesya, and H. Ebert, “Extension of

the standard heisenberg hamiltonian to multispin exchange interactions,” [Phys. Rev. B \*\*101\*\*, 174401 \(2020\)](#).

- <sup>76</sup> Sascha Brinker, Manuel dos Santos Dias, and Samir Lounis, “Prospecting chiral multisite interactions in prototypical magnetic systems,” [Phys. Rev. Research \*\*2\*\*, 033240 \(2020\)](#).
- <sup>77</sup> Samir Lounis, “Multiple-scattering approach for multi-spin chiral magnetic interactions: application to the one- and two-dimensional rashba electron gas,” [New J. Phys. \*\*22\*\*, 103003 \(2020\)](#).
- <sup>78</sup> Marjana Ležaić, Phivos Mavropoulos, Gustav Bihlmayer, and Stefan Blügel, “Exchange interactions and local-moment fluctuation corrections in ferromagnets at finite temperatures based on noncollinear density-functional calculations,” [Phys. Rev. B \*\*88\*\*, 134403 \(2013\)](#).
- <sup>79</sup> Makoto Matsumoto and Takuji Nishimura, “Mersenne twister: A 623-dimensionally equidistributed uniform pseudo-random number generator,” [ACM Trans. Model. Comput. Simul. \*\*8\*\*, 3–30 \(1998\)](#).