

Highlights

Opto-electronic properties and solar cell efficiency modelling of Cu_2ZnXS_4 (X=Sn,Ge,Si) kesterites

Thomas Ratz, Jean-Yves Raty, Guy Brammertz, Bart Vermang, Ngoc Duy Nguyen

- Insights of Sn substitution by Ge and Si in S-kesterite compounds
- Connection between *ab initio* predicted material properties and device characteristics
- Quantitative correlation between cell efficiency and non-radiative recombination rate
- CZTS confirmed for single junction cell with a 10% possible efficiency increase
- CZGS uses as top cell in tandem approach whereas CZSS could be used for PV windows

Opto-electronic properties and solar cell efficiency modelling of Cu_2ZnXS_4 (X=Sn,Ge,Si) kesterites

Thomas Ratz^{a,b,*,1}, Jean-Yves Raty^{a,c}, Guy Brammertz^d, Bart Vermang^{b,d,e} and Ngoc Duy Nguyen^a

^aCESAM | Q-MAT | Solid State Physics, Interfaces and Nanostructures, Physics Institute B5a, Allée du Six Août 19, B-4000 Liège, Belgium

^bInstitute for Material Research (IMO), Hasselt University, Agoralaan gebouw H, B-3590 Diepenbeek, Belgium

^cUniversity of Grenoble Alpes | CEA-LETI | MINATEC Campus | Rue des Martyrs 17, F-38054 Cedex 9 Grenoble, France

^dIMEC division IMOMECE | partner in Solliance, Wetenschapspark 1, B-3590 Diepenbeek, Belgium

^eEnergyville, Thor Park 8320, B-3600 Genk, Belgium

ARTICLE INFO

Keywords:

Kesterite

S compounds

First principle calculations

Sn cation substitution

Opto-electronic

Efficiency modelling

ABSTRACT

In this work, first principle calculations of $\text{Cu}_2\text{ZnSnS}_4$ (CZTS), $\text{Cu}_2\text{ZnGeS}_4$ (CZGS) and $\text{Cu}_2\text{ZnSiS}_4$ (CZSS) are performed to highlight the impact of the cationic substitution on the structural, electronic and optical properties of kesterite compounds. Direct bandgaps are reported with values of 1.32, 1.89 and 3.06 eV respectively for CZTS, CZGS and CZSS. In addition, absorption coefficient values of the order of 10^4 cm^{-1} are obtained, indicating the applicability of these materials as absorber layer for solar cell applications. In the second part of this study, *ab initio* results (absorption coefficient, refractive index and reflectivity) are used as input data to model the electrical power conversion efficiency of kesterite-based solar cell. In that perspective, we used an improved version of the Shockley-Queisser theoretical model including non-radiative recombination via an external parameter defined as the internal quantum efficiency. Based on predicted optimal absorber layer thicknesses, the variation of the solar cell maximal efficiency is studied as a function of the non-radiative recombination rate. Maximal efficiencies of 25.88 %, 19.94 % and 3.11 % are reported respectively for $\text{Cu}_2\text{ZnSnS}_4$, $\text{Cu}_2\text{ZnGeS}_4$ and $\text{Cu}_2\text{ZnSiS}_4$ for vanishing non-radiative recombination rate. Using a realistic internal quantum efficiency which provides V_{OC} values comparable to experimental measurements, solar cell efficiencies of 15.88, 14.98 and 2.66 % are reported respectively for $\text{Cu}_2\text{ZnSnS}_4$, $\text{Cu}_2\text{ZnGeS}_4$ and $\text{Cu}_2\text{ZnSiS}_4$ (for an optimal thickness of 1.15 μm). With this methodology we confirm the suitability of $\text{Cu}_2\text{ZnSnS}_4$ in single junction solar cells, with a possible efficiency improvement of 10% enabled through the reduction of the non-radiative recombination rate. In addition, $\text{Cu}_2\text{ZnGeS}_4$ appears to be an interesting candidate as top cell absorber layer for tandem approaches whereas $\text{Cu}_2\text{ZnSiS}_4$ might be interesting for transparent photovoltaic windows.


1. Introduction

Over the years, photovoltaic (PV) thin film technology has emerged as an interesting candidate for efficient and large-scale energy production. To this aim, this technology must fulfill several criteria such as low-cost thin film synthesis, high solar cell efficiency and materials resources availability and accessibility [1]. In relation with the latter point, the European Commission has identified Ga and In as critical raw materials and highlighted the scarcity of those elements used for the synthesis of inorganic chalcogenide $\text{CuInGa}(\text{S,Se})_2$ (CIGS) alloys implemented as absorber layer for PV applications [2]. Despite the high efficiency reported for CIGS solar cells, with a record value of 23.3% [3, 4], the incorporation of this material in a large-scale energy production technology might be compromised. This justifies an urgent search for alternative compositions with comparable or better efficiencies than CIGS. As a consequence, over the past 20 years, the scientific community has been investigating kesterite $\text{Cu}_2\text{ZnSn}(\text{S,Se})_4$ materials as absorber layer in solar cell applications [5]. Benefiting from the well-established knowledge of CIGS, kesterite-based solar cell efficiency grad-

ually increased over the years, reaching values of 12.6% for $\text{Cu}_2\text{ZnSn}(\text{S,Se})_4$ [6] and 11% for $\text{Cu}_2\text{ZnSnS}_4$ [7] using various chemical [8] or physical [9] routes for the synthesis of the kesterite thin films.

However, new challenges concerning further efficiency improvements have recently arisen. Large open circuit voltage V_{OC} deficits have been reported as responsible for the efficiency limitation encountered [5, 10]. Several elements have been pointed out as possible culprits for the V_{OC} deficits, including interface recombination due to bands misalignment [11, 12], formation of secondary phases, and/or high intrinsic point defect concentration leading to non-radiative recombination in the kesterite bulk material [10]. As a result, recombination centres are present both at the architectural level (band misalignments with the buffer layer) and at the compositional/morphological level (intrinsic point defects or secondary phases) within the absorber layer [5]. Focusing on the kesterite absorber layer, several solution paths have been considered to overcome the current efficiency limitation, like alloying using isoelectronic substitution elements such as Ag for Cu, Ge for Sn or Se for S [13, 14] or via the cationic substitution of Zn or Sn [15, 16].

In the past, alternative kesterite materials have been studied both theoretically and experimentally, leading to promising efficiencies for Ge-containing kesterite compounds [17–22]. Using density functional theory (DFT) calculations,

 thomas.ratz@uliege.be (T. Ratz)

ORCID(s): 0000-0002-3629-1087 (T. Ratz); 0000-0001-7535-2834 (J. Raty); 0000-0003-1404-7339 (G. Brammertz); 0000-0003-2669-2087 (B. Vermang); 0000-0002-0142-1611 (N.D. Nguyen)

a few works reported predictions over structural properties, electrical properties or optical properties of alternative kesterite materials such as $\text{Cu}_2\text{ZnSnS}_4$ [23–26], $\text{Cu}_2\text{ZnGeS}_4$ [21, 23, 25–27] and $\text{Cu}_2\text{ZnSiS}_4$ [23, 25–27]. However, the variety of computational approaches do not facilitate the comparison of the materials physical properties. In addition, to the best of our knowledge, the DFT results are rarely compared to experimental measurements.

In this work, we first investigate theoretically the cationic substitution of Sn by two other iso-electronic elements: Ge and Si, in kesterite $\text{Cu}_2\text{ZnSnS}_4$. The structural and opto-electronic properties are calculated for $\text{Cu}_2\text{ZnSnS}_4$ as the reference material [28, 29], $\text{Cu}_2\text{ZnGeS}_4$ as a promising material regarding the experimental efficiency achieved [9, 21] and $\text{Cu}_2\text{ZnSiS}_4$ as an interesting candidate regarding the elemental abundance [1]. Then, the obtained *ab initio* results are used as input data to feed an improved version of the Shockley-Queisser model, allowing us to connect the intrinsic material properties to the solar cell macroscopic properties. Via this cell efficiency modelling, physical quantities such as the open circuit voltage V_{OC} , the short circuit current density J_{SC} and the fill factor FF are computed.

In the first section of this paper, the structural properties of the materials are presented. Then, in the following sections, the Heyd–Scuseria–Ernzerhof exchange-correlation functional (HSE06) [30] is used to compute the electronic and optical properties. Based on the band structures and the densities of states (DOS), the electrical properties of the materials are reported and compared. To complete the investigation, the optical properties are presented and related to the electrical ones. This approach allows us to extract the general trends highlighting the impact of the cationic substitution of Sn by Ge and Si on the opto-electronic properties. In the second part of this work, using the *ab initio* results as input data, the upper limit of the kesterite-based solar cell efficiency is calculated using the theoretical model proposed by Blank *et.al.* [31]. This model allows us to compute physical quantities that can be compared to experimental results such as the solar cell efficiency η using as parameters the solar cell temperature T , the absorber layer thickness d and the internal quantum efficiency Q_i [31].

2. Computational method

First principle calculations have been performed using Vienna *Ab initio* Simulation Package (VASP) code [32] with the Projector-Augmented Wave (PAW) potential method [33]. Perdew-Burke-Ernzerhof (PBE) GGA pseudo-potentials [34] were used with orbitals Sn 4d and Ge 3d treated as valence electrons. Ionic and electronic relaxation were achieved using a cut-off energy of 550 eV and a Γ -centered uniform \mathbf{k} -points mesh of $6 \times 6 \times 6$ \mathbf{k} -points. Applying the strongly constrained and appropriately normed semilocal density functional (SCAN) [35, 36], the structures were relaxed until the numerical convergence regarding the self-consistent cycles reaches forces between ions less than 10^{-4} eV/Å. The system total energy was converged down to 10^{-6} eV. During

relaxation, the symmetry was kept constant to the kesterite point group symmetry ($I-4$) and the atomic positions, cell volume and cell shape were allowed to relax. Starting from the relaxed structure, the Heyd–Scuseria–Ernzerhof exchange-correlation functional (HSE06) [30] known for its bandgap prediction accuracy [37], was used to compute the electronic and optical properties.

3. Results and discussion

3.1. Structural properties

The lattice parameters a , b , c (*cfr.* Fig.1), the conventional cell volume V and the atomic distances $d_{\text{Cu-S}}$ and $d_{\text{X-S}}$ ($X=\text{Sn,Ge,Si}$) were obtained as a result of the ionic relaxation (Table 1).

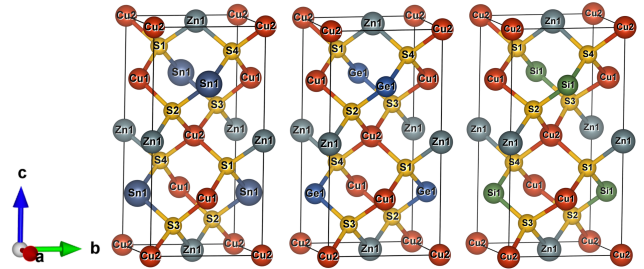


Figure 1: Representation of the conventional cells of the Cu_2ZnXS_4 ($X=\text{Sn,Ge,Si}$) kesterites.

The sequential substitution of Sn by Ge and Si induces a contraction of the kesterite lattice parameters. A reduction of a and b from 5.40 Å ($\text{Cu}_2\text{ZnSnS}_4$) to 5.25 Å ($\text{Cu}_2\text{ZnSiS}_4$) is observed while the c parameter is reduced from 10.79 Å to 10.32 Å. The results reported in Table 1 are in good agreement with experimental measurements for $\text{Cu}_2\text{ZnSnS}_4$ [25, 38–42] and $\text{Cu}_2\text{ZnGeS}_4$ [43]. To our knowledge, experimental characterisation of Si-pure kesterite crystal structures has not been reported yet. According to Refs. [44, 45], an orthorhombic crystalline structure is observed for high Si concentrations. Nevertheless, several theoretical works reported values close to $a, b = 5.25$ Å and $c = 10.32$ Å [25, 26] as reported here. This lattice contraction can be interpreted by taking into account the successive reduction of the atomic radius of the substitutional cation from $r_{\text{Sn}} = 1.45$ Å, to $r_{\text{Ge}} = 1.25$ Å and to $r_{\text{Si}} = 1.10$ Å [46]. In addition, the cationic substitution implies a successive reduction of the distances $d_{\text{X-S}}$ between the cation and the sulphur atom, highlighting the variation of the equilibrium distances between the atoms as a result of the change in bond ionicity. Consequently, the conventional cell volume decreases from 314.9 Å³ for the Sn-containing compound to 294.87 Å³ for $\text{Cu}_2\text{ZnGeS}_4$ and to 283.94 Å³ for $\text{Cu}_2\text{ZnSiS}_4$. One can also notice that the cation substitution does not impact the $d_{\text{Cu-S}}$ distances. In the following section, the results presented here will be put into perspective with the electronic properties.

Materials	a,b [Å]	c [Å]	V [Å ³]	d_{X-S} [Å]	d_{Cu-S} [Å]	Exp.	Theo.
$\text{Cu}_2\text{ZnSnS}_4$	5.40	10.79	314.90	2.44	2.29	[38-40]	[25, 26, 41, 42]
$\text{Cu}_2\text{ZnGeS}_4$	5.30	10.51	294.87	2.26	2.28	[43]	[25, 26, 47]
$\text{Cu}_2\text{ZnSiS}_4$	5.25	10.32	283.94	2.15	2.28	[44]	[25, 26]

Table 1

Lattice parameters a , b and c (see Fig. 1) and conventional cell volume V of Cu_2ZnXS_4 ($X=\text{Sn,Ge,Si}$) kesterites. Interatomic distances between the cation ($X=\text{Sn,Ge,Si}$) and the sulphur atom d_{X-S} are reported as well as the copper-sulphur distances d_{Cu-S} .

3.2. Electronic properties

As it can be observed in Fig. 2, all calculated kesterite bands present a direct bandgap located at the Γ point. The bandgap energy E_G increases from 1.32 eV for $\text{Cu}_2\text{ZnSnS}_4$ to 1.89 eV for $\text{Cu}_2\text{ZnGeS}_4$ and to 3.06 eV for $\text{Cu}_2\text{ZnSiS}_4$ as reported in Table 2. These results are comparable to those reported by Zamulko *et.al.* in their theoretical investigation [25]. In comparison to experimental values, the Sn-containing kesterite bandgap is underestimated by 0.18 eV as usual reported values are around 1.5 eV [9]. In contrast, the $\text{Cu}_2\text{ZnGeS}_4$ bandgap value of 1.89 eV fits with the reported experimental bandgaps of 1.88 and 1.93 eV [43]. According to Ref. [48], a bandgap value of 2.71 eV was experimentally obtained for $\text{Cu}_2\text{ZnSiS}_4$.

We provide here a focus on the orbitals projected DOS and their contributions to electronic states in the band structure, for the Sn-kesterite compound (Fig. 2a). The main contributions to the conduction band states come from S 3p and Sn 5s atomic orbitals close to the bottom of the band and S 3p and Sn 5p atomic orbitals for higher energy levels. Concerning the valence band, the hybridisation between Cu 3d and S 3p orbitals provide the main contributions to energy states at the top of the band [49]. This tendency is also observed for the two other kesterite materials, *i.e.* the bottom of the conduction band is formed by either the s atomic orbital of the cation X ($X=\text{Sn, Ge}$) or the p orbital of the cation Si and the 3p orbital of the chalcogen S, while the contributions to the top of the valence band come from the 3d atomic orbital of Cu and the 3p atomic orbital of the sulphur element.

For $\text{Cu}_2\text{ZnGeS}_4$ and $\text{Cu}_2\text{ZnSiS}_4$, the substitution of Sn by Ge and Si (Figs. 2b & 2c) seems to slightly flatten the energy level at the bottom of the conduction band. The bandgap increase from 1.32 to 3.06 eV is due to the variation of the chemical interaction between the cation and the sulphur, which leads to (i) a weak flattening of the energy level at the bottom of the conduction band and (ii) a shift of this energy level towards higher energies. To link those observations to the structural properties of the materials one can put into perspective the decrease of the cation/sulphur interatomic distance d_{X-S} with the change in the chemical bonding and the increase of the kesterite bandgap. In contrast, the substitution of the cation atoms leaves the valence band unchanged as the orbitals contributing to these states are from Cu and S for which the interatomic distances d_{Cu-S} are reported constant from one kesterite material to another (*cf.* Table 1).

In addition to the bandgaps, the effective masses are pre-

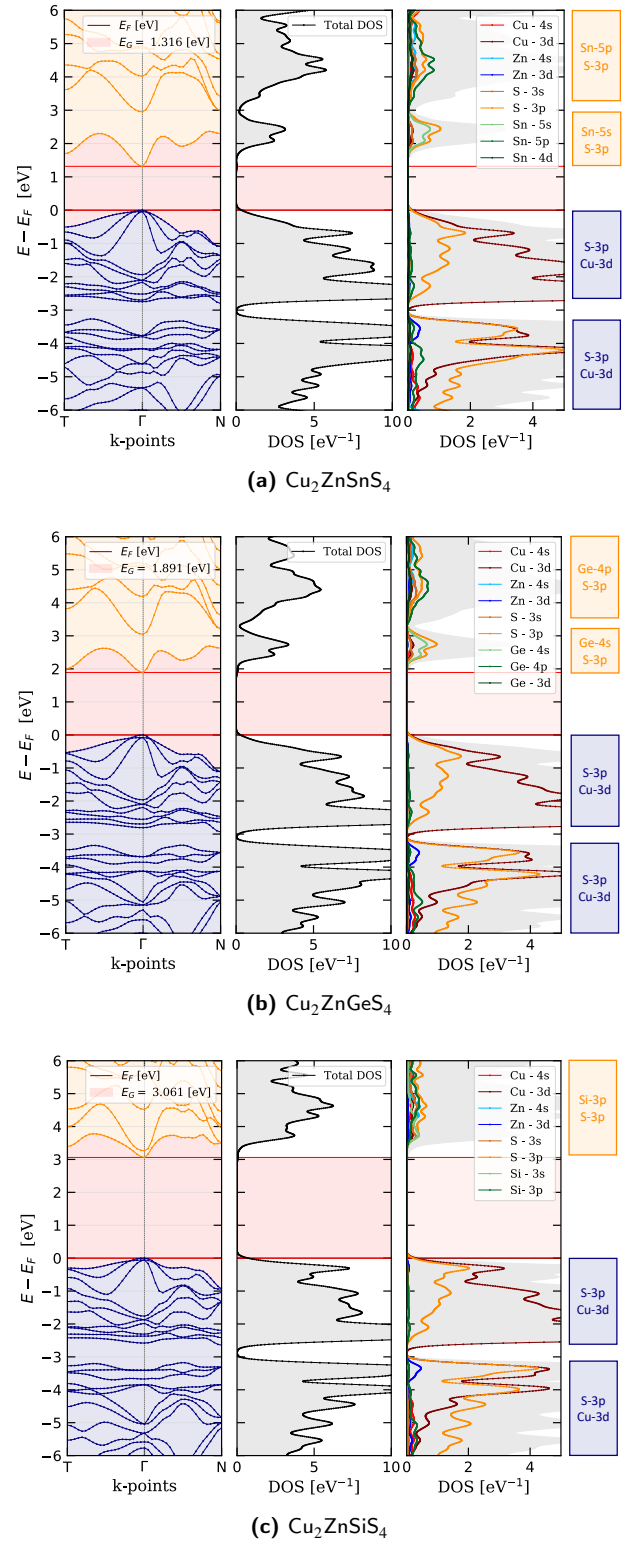


Figure 2: Band structures, densities of states and orbital projected densities of states of Cu_2ZnXS_4 ($X=\text{Sn,Ge,Si}$) kesterites. The densities of states are presented with an applied gaussian smearing of 0.08 eV. The band dispersion is calculated along $T: [0,0,1/2] - \Gamma: [0,0,0] - N: [1/2,1/2,1/2]$. Main atomic orbital contributions to the DOS are presented alongside the figures.

Materials	E_G [eV] (Exp.)	$m_{\parallel}^* [m_e]$			Γ_c	$m_{\perp}^* [m_e]$			Γ_c	$\epsilon_{\infty} [\epsilon_0]$	Theo.
		$\Gamma_{v,1}$	$\Gamma_{v,2}$	$\Gamma_{v,3}$		$\Gamma_{v,1}$	$\Gamma_{v,2}$	$\Gamma_{v,3}$			
$\text{Cu}_2\text{ZnSnS}_4$	1.32 (1.50 [9])	-0.69	-3.32	-0.16	0.19	-0.77	-0.64	-0.19	0.18	6.77	[23, 25, 26]
$\text{Cu}_2\text{ZnGeS}_4$	1.89 (1.90 [43])	-0.72	-3.49	-0.19	0.23	-0.72	-0.63	-0.24	0.22	6.44	[23, 25, 26]
$\text{Cu}_2\text{ZnSiS}_4$	3.06 (N.A.)	-1.44	-3.65	-0.25	0.26	-1.63	-0.68	-0.33	0.25	5.78	[23, 25, 26]

Table 2

Bandgaps E_G and effective masses m^* scaled by the free electron mass m_0 of Cu_2ZnXS_4 ($X=\text{Sn,Ge,Si}$) kesterites. Effective masses have been calculated around the Γ high symmetry \mathbf{k} -point and along two directions in the reciprocal space: $[0,0,0]$ to $[0,0,1]$ (resp. $[0,0,0]$ to $[0,1,0]$) for the first effective mass component m_{\perp} (resp. for the second component m_{\parallel}). High-frequency dielectric constants ϵ_{∞} of the materials are also presented and scaled with the vacuum electrical permittivity ϵ_0 .

sented in Table 2. These have been calculated around the Γ point, at the direct bandgap location, and along two directions in the reciprocal space: $[0,0,0]$ to $[0,0,1]$ for the first effective mass component m_{\perp} and along $[0,0,0]$ to $[0,1,0]$ for the second component m_{\parallel} . As shown in Fig. 2, one energy level is present at the bottom of the conduction band and three energy levels are located at the top of the valence band. Consequently, the effective masses have been calculated for the lowest energy level in the conduction band named Γ_c and for the three highest energy levels at the top of the valence band $\Gamma_{v,1}$, $\Gamma_{v,2}$, $\Gamma_{v,3}$, labeled from the highest energy level to the lowest one. For both the conduction and valence band, the general trend observed is a slight increase of the effective mass absolute value when Sn is sequentially substituted by Ge and Si. Then, as kesterite materials behave electrically as p-type semiconductor [10], we first discuss the hole effective mass values. As presented in Table 2, concerning the m_{\parallel}^* component, $\Gamma_{v,2}$ effective masses are significantly higher than $\Gamma_{v,1}$ and $\Gamma_{v,3}$, highlighting the presence of light and heavy holes in this particular direction. In addition, similar values are reported regarding $\Gamma_{v,1}$ and $\Gamma_{v,3}$ for the perpendicular component while, in contrast, $\Gamma_{v,2}$ is one order of magnitude lower than in the parallel direction. Concerning the electron effective masses, similar values are obtained for both components m_{\parallel}^* and m_{\perp}^* with a slight increase from a minimal value of $0.18 m_e$ to a maximal value of $0.26 m_e$ observed as the Sn cation is substituted. Those results are in good agreement with those obtained by Liu *et al.* with reported effective masses of 0.18, 0.21 and $0.26 m_e$ [26]. This suggests that the hole and electron effective masses would only slightly increase as Sn is substituted by Ge and then Si. In summary, the cationic substitution does not impact significantly the hole nor electron effective masses but leads to a significant increase of the kesterite bandgap.

3.3. Optical properties

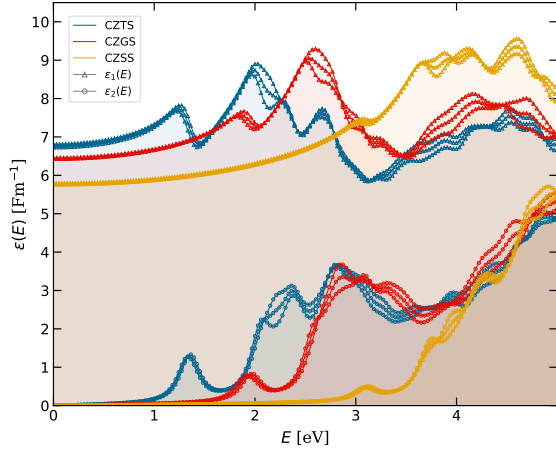
Following the computation of the electronic properties, the optical properties of the kesterite materials have been determined via the calculation of the dielectric tensor $\epsilon(E)$ whose real ϵ_1 and imaginary ϵ_2 parts are shown in Fig. 3a (see supplementary material for the detailed equations). In this figure, the components xx , yy and zz of $\epsilon(E)$ are presented for each compound. It appears that the sequential sub-

stitution of Sn with Ge and Si leads to a decrease of the high frequency dielectric response ϵ_{∞} from $6.77 \epsilon_0$ ($\text{Cu}_2\text{ZnSnS}_4$) to $6.44 \epsilon_0$ ($\text{Cu}_2\text{ZnGeS}_4$) and reaching $5.78 \epsilon_0$ for the Si-containing compound (*cfr.* Table 2). As expected, the decrease in ϵ_{∞} is in agreement with the increase of the materials bandgap. Concerning the imaginary part of the dielectric tensor $\epsilon_2(E)$, the onset of absorption is also shifted towards higher energies as the bandgap increases.

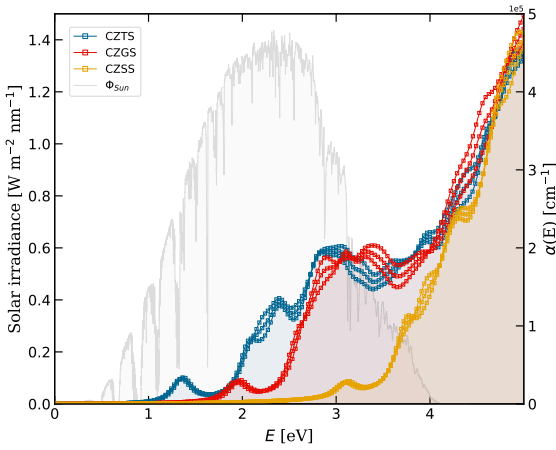
Then, the absorption coefficient $\alpha(E)$ as well as the reflectivity $R(E)$ and refractive index $n(E)$ are computed as described in the supplementary material. In Fig. 3b the absorption coefficient of the materials are presented alongside the solar irradiance spectrum. First, one can notice that each compound exhibits an absorption coefficient of the order of 10^4 cm^{-1} within the energy range of non-negligible solar irradiance (between 0.5 and 4 eV). This result highlights the applicability of these kesterite materials as absorber layer in solar cell applications. However, an energetic shift of the absorption curves is also observed from the Sn-containing kesterite to the Si-containing kesterite with a first absorption peak located at the respective bandgap energies of the materials. The $\text{Cu}_2\text{ZnSnS}_4$ and $\text{Cu}_2\text{ZnGeS}_4$ curves have a similar behaviour while for the Si-containing kesterite curve, the plateau observed for the two other kesterites disappears as a consequence of the energy level shift at the bottom of the conduction (*cfr.* Fig. 2c). Finally, in Fig. 3c, the refractive index $n(E)$ and reflectivity $R(E)$ are presented. As reported, the refractive indices at 0 eV are 2.59, 2.53 and 2.40 respectively for $\text{Cu}_2\text{ZnSnS}_4$, $\text{Cu}_2\text{ZnGeS}_4$ and $\text{Cu}_2\text{ZnSiS}_4$ with variations of 0.6 in values between 0 and 5 eV. Concerning the reflectivity values, a variation from 20 to 30% within the 0 to 5 eV energy range is observed. Additionally, it is worth noticing some reflectivity differences of nearly 10% between $\text{Cu}_2\text{ZnSnS}_4$ and $\text{Cu}_2\text{ZnSiS}_4$ for some energy values.

3.4. Electrical power conversion efficiency

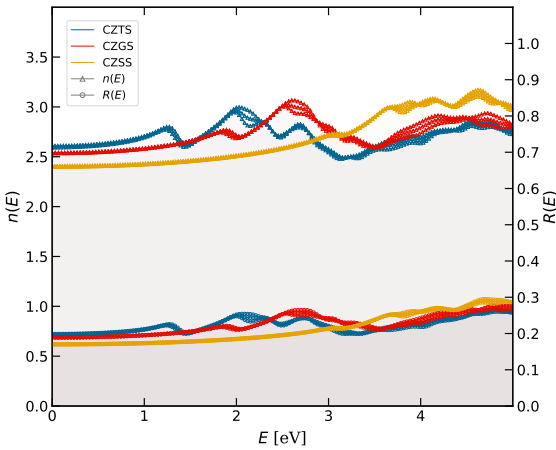
In this section, we focus on the theoretical modelling of solar cell macroscopic physical quantities such as the short circuit current density J_{SC} , the open circuit voltage V_{OC} and the solar cell electrical power conversion efficiency η using Cu_2ZnXS_4 ($X=\text{Sn,Ge,Si}$) as absorber layer. The predictions are realised based on the theoretical model presented by Blank *et al.* [31]. The improvements proposed by Blank



(a) Dielectric tensor



(b) Absorption coefficient



(c) Refractive index and reflectivity

Figure 3: (a) Real ϵ_1 and imaginary ϵ_2 parts of the dielectric tensor $\epsilon(E)$. For each compound, the xx , yy and zz components of the tensor are presented. (b) The absorption coefficients $\alpha(E)$ and the solar irradiance spectrum are presented. (c) Materials refractive indices $n(E)$ and reflectivity $R(E)$ spectra.

et.al. over the Shockley-Queisser model are (i) the use of the internal quantum efficiency Q_i as a model parameter to take into account non-radiative recombinations and (ii) the incorporation of light trapping by taking into account the refractive index $n(E)$ in the calculation of the radiative current density $J_{\text{rad},0}(n, d)$ [31] (see supplementary material).

Non-radiative recombinations occur via defects (intrinsic point defect, defect cluster or grain boundary) in the bulk material acting as recombination centres which impact the solar cell properties. Therefore, in this theoretical work, we chose to use this physical quantity as a model parameter. In that perspective, the internal quantum efficiency is expressed as the ratio between the radiative recombination rate $R_{\text{rad},0}$ and the total recombination rate: $R_{\text{rad},0} + R_{\text{nr},0}$, leading to a non-radiative recombination rate under equilibrium conditions,

$$R_{\text{nr},0} = R_{\text{rad},0} \frac{(1 - Q_i)}{Q_i} \quad (1)$$

Considering a perfectly crystalline material, all recombinations are radiative and the photons emitted (i. e., not reabsorbed) contribute to the emission spectrum of the material which, in this model, is assumed as the black body spectrum at temperature $T = 300$ K. These radiative recombinations are therefore thermodynamically required and are proportional to the amount of electrons within the conduction band (i. e., proportional to the temperature). This first situation corresponds to an internal luminescence quantum efficiency Q_i value equals to unity for which the total recombination rate R_0 is equal to the radiative recombination rate $R_{\text{rad},0}$. If one considers intrinsic point defects and defect clusters within the bulk material, the recombinations become of both types: radiative and non-radiative. The thermodynamic condition of emission must still be fulfilled ($R_{\text{rad},0}$) and additionally, recombinations via recombination centres occur in the bulk materials ($R_{\text{nr},0}$), leading to an increase of the total recombination rate R_0 . In this paper, the Q_i value is related to the amount of non-radiative recombinations within the bulk material which is proportional to the number of radiative recombinations (Eq. (1)). Q_i can consequently be related to the internal quantum efficiency IQE which is an experimentally measured physical quantity. The detailed description of the theoretical model proposed by Blank *et.al.* is presented in the supplementary material. To feed this theoretical model we use the previously calculated optical results ($\alpha(E)$, $n(E)$ and $R(E)$) as input data. It is worth noticing that the computed material properties obtained corresponds to a perfect crystal (i. e., $Q_i = 1$). As the internal quantum efficiency tends to vanish, variations of the optical properties are expected as defects will introduce new electronic states. However, in this work the perfect crystal optical properties are considered for each value of Q_i . Accordingly, the absorptance $A(E)$ of the absorber layer is determined via Eq. (2), assuming a flat solar cell surface and a thin film thick-

ness d :

$$A(E, d) = [1 - R(E)] - \exp(-2\alpha(E)d) \quad (2)$$

The obtained results are presented for a solar cell temperature $T=300\text{K}$ as follow:

- First, we evaluate the optimal thicknesses (i. e., associated to a maximum for η) of the absorber layer as a function of Q_i . To this perspective, the efficiency of the solar cell is calculated for different values of the absorber layer thickness d and for various internal quantum efficiency values $Q_i \in [10^{-6}; 1]$ (Fig. 4).
- Using this optimal thickness, we compute the maximal efficiency for a range of internal quantum efficiency values $Q_i \in [10^{-6}; 1]$ (Fig. 5). In addition, to highlight the impact of the absorber layer reflectivity on the solar cell properties, the calculation is performed with and without taking into account the materials reflectivity $R(E)$ in the calculation of the absorptance $A(E)$ (Eq. (2)).
- Then, in Fig. 6, the current density voltage curves for the respective kesterite-based solar cells are presented for different internal quantum efficiency values $Q_i \in [10^{-6}; 1]$ and for a usual absorber layer thickness of $1.5 \mu\text{m}$.
- In Table 3, the main solar cell electrical characteristics are reported first by assuming no non-radiative recombination (i. e., $Q_i = 1$) and secondly by assuming a non-radiative recombination rate fixed by $Q_i = 10^{-4}$ in order to obtain results comparable to actual experimental device characteristics (i. e., experimentally comparable V_{OC} values). Finally, the results obtained are compared to various experimental works.

In Fig. 4, the maximal efficiency is calculated as a function of the absorber layer thickness. Each curve represents an internal quantum efficiency value ranging logarithmically from 1 (highest efficiency) to 10^{-6} (lowest efficiency). Here, we report a significant disparity between the $\text{Cu}_2\text{ZnSiS}_4$ -based solar cell efficiencies with values below 5% for all Q_i , compared to the cells based on the two other kesterite materials. This observation is linked to the larger bandgap of $\text{Cu}_2\text{ZnSiS}_4$, which limits drastically the short circuit current density (see supplementary material) as illustrated in Fig. 6 and Table 3. The general trend observed for all materials is an increase of the efficiency as the absorber thickness increases over 10 nm. Then, for d just below $1 \mu\text{m}$, the efficiency reaches either a plateau (for $Q_i = 1$) or a maximal value for an optimal thickness, before decaying linearly as d is increased (for $Q_i < 1$). The optimal thicknesses reported for the absorber layer thin films are between 1.15 and $2.68 \mu\text{m}$ (cfr. Table 3). The observed increase of η with d can be explained by the optimisation of the the absorptance function $A(E)$ which gets closer to $1 - R(E)$ for $E > E_G$,

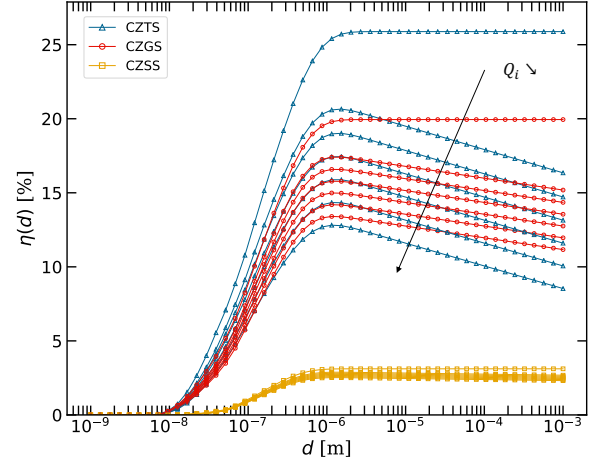


Figure 4: Solar cell efficiency modelling presented as a function of the absorber thin film thickness d for various internal quantum efficiency $Q_i \in [10^{-6}; 1]$.

thus maximising the short circuit current density. The optimisation of the absorptance also maximises $J_{\text{rad},0}$ which reduces V_{OC} and reduces η but this phenomenon is not dominant here. Then, for a unit value of Q_i , J_{SC} asymptotically reaches a maximum value and any further increase of the thickness (over the optimal thickness value) does not result in any notable increase of the efficiency value. In contrast, for internal quantum efficiency values $Q_i < 1$, as the absorber layer gets thicker, the non-radiative recombination rate increases, leading to a decrease of the open circuit voltage and, consequently, to the efficiency drop (see supplementary material).

From the previous calculations, for each Q_i value, the absorber layer thickness giving the maximum efficiency is extracted as the optimal absorber thickness value d_{opt} . Then, in a second calculation (Fig. 5), the evolution of the maximal efficiency as a function of the internal quantum efficiency for an optimal thickness is reported both without (dashed lines, $R(E) = 0$) and with (full lines, $R(E)$ from DFT results in section 3.3) taking into account the materials reflectivity in the absorptance calculation (see Eq. (2)). Concerning the impact of the materials reflectivity on the solar cell efficiency for the $\text{Cu}_2\text{ZnSnS}_4$ compound, depending on the Q_i value, a percentage point loss of 4 to 8 in efficiency is observed (decrease of 4 to 6 observed for $\text{Cu}_2\text{ZnGeS}_4$ and of 1 for $\text{Cu}_2\text{ZnSiS}_4$). Concerning the behaviour of η with respect to Q_i , the cell efficiency increases as Q_i tends to unity and as the non-radiative recombination rate decays towards 0 (see Eq. (1)). Then, as the internal quantum efficiency decreases, the efficiencies reported also decrease with absolute percentage point losses of 1.54, 0.79 and 0.07 per order of magnitude, respectively for $\text{Cu}_2\text{ZnSnS}_4$, $\text{Cu}_2\text{ZnGeS}_4$ and $\text{Cu}_2\text{ZnSiS}_4$. The variation of the slopes of the material curves in Fig. 5 from one kesterite to another is a direct consequence of the materials optical properties vari-

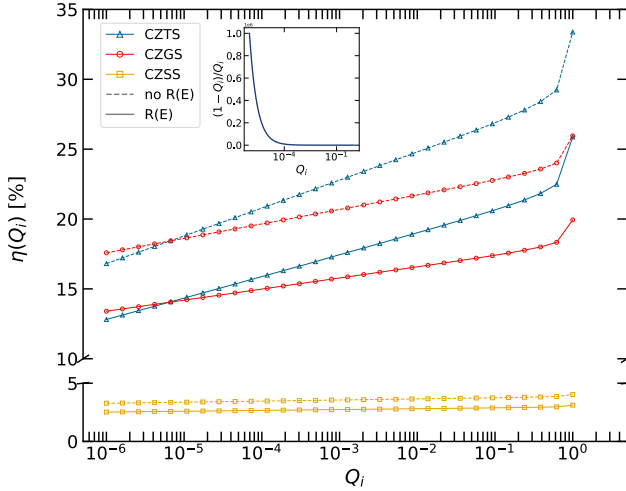


Figure 5: Solar cell efficiency modelling for an optimal absorber layer thickness extracted from Fig. 4 presented as a function of the internal quantum efficiency $Q_i \in [10^{-6}; 1]$. Results from simulations taking into account the materials reflectivity $R(E)$ are presented in full lines while dashed lines represent the maximal efficiencies obtained assuming $R(E) = 0$. In inset, evolution of the prefactor fixing the non-radiative recombination rate as described in Eq. (1) with respect of Q_i .

ations. Following the cationic substitution, the variation of the material absorptance function leads to a decrease of the radiative recombination rate value. As a consequence, for lower value of $R_{\text{rad},0}$, a variation of Q_i implies a smaller variation of the non-radiative recombination rate and consequently of the total recombination rate. In addition, any increase of the saturation current density J_0 will lead to a decrease of the open circuit voltage and consequently of the efficiency. Combining these two explanations, as the material absorptance gets optimal with respect to the black body spectrum (i. e., from $\text{Cu}_2\text{ZnSiS}_4$ to $\text{Cu}_2\text{ZnSnS}_4$), the larger the radiative recombination rate is, the larger the efficiency variation per decade of Q_i will be (see supplementary material). Then, following the variation of the slope observed, for a fixed efficiency value (for example 15%), $\text{Cu}_2\text{ZnSnS}_4$ appears more "robust" to larger non-radiative recombination rate as the Q_i value required to reach this efficiency is lower for $\text{Cu}_2\text{ZnSnS}_4$ than for $\text{Cu}_2\text{ZnGeS}_4$. This highlights the fact that even for a lower ratio of radiative over total recombination rates, a same efficiency is obtained. This tendency is reversed for Q_i value lower than 10^{-5} .

As shown in Fig. 6, the short circuit current density J_{SC} is independent of Q_i as this one is related to the total number of electron-hole pair (EHP) generated by photons absorption (see supplementary material). This quantity depends only on the absorptance of the materials. Following the cationic substitution, the J_{SC} value decreases as the absorptance function worsen with respect to the solar spectrum. In opposition, an increase of the open circuit voltage is observed as the cation is substituted. Indeed, as the optical properties degrades, the radiative recombination rate decreases and consequently the V_{OC} value increases. In addition V_{OC} is Q_i dependent. For

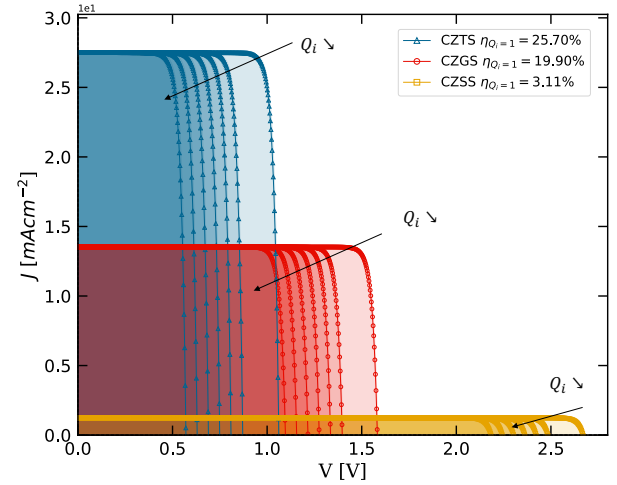


Figure 6: Current density-voltage curves of solar cell modelling for various internal quantum efficiency $Q_i \in [10^{-6}; 1]$. Results obtained for an absorber layer thickness of $1.5 \mu\text{m}$.

a given material, as Q_i tends towards a null value, the total recombination rate will increase resulting in a decrease of the V_{OC} value, leading to the decrease of the cell efficiency as reported in Fig. 5. Finally, the differences in η between the three kesterite materials are associated to the decreasing value of J_{SC} which is not fully compensated by the increase of the V_{OC} both attributed to the poorer absorptance as we move from the Sn-containing compound to the Si-containing compound.

In Table 3, we report the electrical solar cell characteristics for each kesterite material incorporated as the absorber layer with the optimal thickness d_{opt} and for an internal quantum efficiency Q_i . Focusing on the results obtained using DFT-calculated reflectivity $R(E)$ and using an internal quantum efficiency of $Q_i = 10^{-4}$ giving open circuit voltage value comparable to experimental ones [9], solar cell efficiencies of 15.88, 14.98 and 2.66 % are reported respectively for $\text{Cu}_2\text{ZnSnS}_4$, $\text{Cu}_2\text{ZnGeS}_4$ and $\text{Cu}_2\text{ZnSiS}_4$ (for an optimal thickness of $1.15 \mu\text{m}$). However, experimentally, lower J_{SC} values around 21.5 mAcm^{-2} and smaller fill factors values between 60 and 65 % are reported. This observation highlights that the predictions realised with this model corresponds to upper limits. Indeed, nor the materials reflectivity or the absorption of the solar cell upper layers are taken into account, leading to an overestimation of J_{SC} . Concerning the fill factor, the electrical behaviour of the electrodes is assumed to be ideal. By repeating the calculation with a fixed short circuit current density matching the experimental value, a cell efficiency of 12.29 % is reported as well as a V_{OC} value of 685 mV. This result is in good agreement with the values reported experimentally.

Using this methodology, we confirmed the interest regarding $\text{Cu}_2\text{ZnSnS}_4$ for single-junction solar cell and we highlight a possible efficiency improvement of 10% which might

Materials	E_G [eV]	$R(E)$	Q_i	d_{opt} [μm]	J_{SC} [mAcm^{-2}]	V_{OC} [V]	FF [%]	η [%]	Exp.	Theo.
$\text{Cu}_2\text{ZnSnS}_4$	1.32	0	1	2.68	35.69	1.06	88.62	33.38	[9]	[31, 50]
		0	10^{-4}	1.15	35.21	0.70	84.56	20.78		
		DFT	1	2.68	27.68	1.06	88.59	25.88		
		DFT	10^{-4}	1.15	27.19	0.70	84.39	15.88		
$\text{Cu}_2\text{ZnGeS}_4$	1.89	0	1	2.02	17.62	1.58	91.65	25.95	[21]	[21]
		0	10^{-4}	1.15	17.53	1.23	89.82	19.65		
		DFT	1	2.02	13.54	1.58	91.62	19.94		
		DFT	10^{-4}	1.15	13.45	1.22	89.73	14.98		
$\text{Cu}_2\text{ZnSiS}_4$	3.06	0	1	1.53	1.61	2.67	94.58	4.03	N.A.	N.A.
		0	10^{-4}	1.15	1.60	2.32	93.88	3.46		
		DFT	1	1.53	1.24	2.67	94.56	3.11		
		DFT	10^{-4}	1.15	1.23	2.31	93.85	2.66		

Table 3

Kesterite Cu_2ZnXS_4 ($X=\text{Sn,Ge,Si}$)-based solar cell efficiency modelling using the theoretical model proposed by Blank *et.al.* [31]. Short circuit current density J_{SC} , open circuit voltage V_{OC} , fill factor FF and cell efficiency η values are presented. For each calculation, the optimal absorber layer thickness d_{opt} has been precalculated and then used as parameter. Results are presented for an internal quantum efficiency $Q_i = 1$ and $Q_i = 10^{-4}$ for experimentally comparable V_{OC} values. In order to highlight the impact of the materials reflectivity $R(E)$, the calculation have been performed both for $R(E) = 0$ and for $R(E)$ values as obtained using DFT calculations.

be achieved by reducing the non-radiative recombination rate. Then, $\text{Cu}_2\text{ZnGeS}_4$ might be interesting as top cell for tandem approaches [21] as this material provides higher bandgap value and interesting cell efficiency, whereas, $\text{Cu}_2\text{ZnSiS}_4$ might be interesting for solar cell applications as PV windows.

4. Conclusion

In conclusion, we reported direct bandgap values of 1.32, 1.89 and 3.06 eV and absorption coefficients of the order of 10^4 cm^{-1} for, respectively, $\text{Cu}_2\text{ZnSnS}_4$, $\text{Cu}_2\text{ZnGeS}_4$ and $\text{Cu}_2\text{ZnSiS}_4$. Simultaneously a slight increase of the effective mass values is reported following the sequential substitution. Then, using as input data the optical properties of the materials, the solar cell electrical characteristics are predicted based on an improved version of the Shockley-Queisser model. Optimal absorber layer thicknesses between 1.15 and 2.68 μm are reported and efficiencies of 25.88, 19.94 and 3.11 % are obtained for the kesterite compounds following the cationic substitution and the induced variation of the materials properties. In addition, using optical results, we highlighted the negative impact of the materials reflectivity on the solar cell characteristics. Using a non-radiative recombination rate giving V_{OC} values comparable to actual experimental measurements, we reported a decrease of the solar cell efficiencies to 15.88, 14.98 and 2.66 % respectively for $\text{Cu}_2\text{ZnSnS}_4$, $\text{Cu}_2\text{ZnGeS}_4$ and $\text{Cu}_2\text{ZnSiS}_4$. Pointing out these results as upper limits, by reducing the non-radiative recombination current density, the efficiency of $\text{Cu}_2\text{ZnSnS}_4$ and $\text{Cu}_2\text{ZnGeS}_4$ could be improved respectively by 10 and 4.96 %, putting forward these kesterite compounds as promising absorber layer materials.

Conflicts of interest

There are no conflicts to declare.

Acknowledgments

Computational resources have been provided by the Consortium des Équipements de Calcul Intensif (CÉCI), funded by the Fonds de la Recherche Scientifique de Belgique (F.R.S.-FNRS) under Grant No. 2.5020.11 and by the Walloon Region.

CRediT authorship contribution statement

Thomas Ratz: Conceptualization, Methodology, Formal analysis, Investigation, Visualisation, Writing - original draft. **Jean-Yves Raty:** Supervision, Validation, Ressources, Writing - original draft. **Guy Brammert:** Supervision, Project administration, Validation, Writing - original draft. **Bart Vermang:** Supervision, Project administration, Validation, Writing - original draft. **Ngoc Duy Nguyen:** Supervision, Project administration, Validation, Writing - original draft.

References

- [1] P. C. K. Vesborg, T. F. Jaramillo, Addressing the terawatt challenge: scalability in the supply of chemical elements for renewable energy, *RSC Advances* 2 (2012) 7933–16.
- [2] Communication from the Commission to the European Parliament, the Council, the European Economic and Social Committee and the Committee of the Regions on the 2017 list of Critical Raw Materials for the EU, 2017. URL: <https://eur-lex.europa.eu/legal-content/EN/ALL/?uri=COM:2017:0490:FIN>, Accessed: 2020-11-18.

- [3] M. A. Green, E. D. Dunlop, J. Hohl-Ebinger, M. Yoshita, N. Kopidakis, X. Hao, Solar cell efficiency tables (version 56), Progress in Photovoltaics: Research and Applications 28 (2020) 629–638.
- [4] M. Nakamura, K. Yamaguchi, Y. Kimoto, Y. Yasaki, T. Kato, H. Sugimoto, Cd-free $\text{Cu}(\text{In, Ga})(\text{Se, S})_2$ thin-film solar cell with record efficiency of 23.35%, IEEE Journal of Photovoltaics 9 (2019) 1863–1867.
- [5] S. Giraldo, Z. Jehl, M. Placidi, V. Izquierdo-Roca, A. Pérez-Rodríguez, E. Saucedo, Progress and perspectives of thin film kesterite photovoltaic technology: a critical Review, Advanced Materials 31 (2019) 1806692–18.
- [6] W. Wang, M. T. Winkler, O. Gunawan, T. Gokmen, T. K. Todorov, Y. Zhu, D. B. Mitzi, Device characteristics of CZTSSe thin-film solar cells with 12.6% efficiency, Advanced Energy Materials 4 (2013) 1301465–5.
- [7] C. Yan, J. Huang, K. Sun, S. Johnston, Y. Zhang, H. Sun, A. Pu, M. He, F. Liu, K. Eder, L. Yang, J. M. Cairney, N. J. Ekins-Daukes, Z. Hameiri, J. A. Stride, S. Chen, M. A. Green, X. Hao, $\text{Cu}_2\text{ZnSnS}_4$ solar cells with over 10% power conversion efficiency enabled by heterojunction heat treatment, Nature Energy 3 (2018) 764.
- [8] T. Todorov, H. W. Hillhouse, S. Aazou, Z. Sekkat, O. Vigil-Galán, S. D. Deshmukh, R. Agrawal, S. Bourdais, M. Valdés, P. Arnou, D. B. Mitzi, P. J. Dale, Solution-based synthesis of kesterite thin film semiconductors, Journal of Physics: Energy 2 (2020) 012003–22.
- [9] T. Ratz, G. Brammertz, R. Caballero, M. León, S. Canulescu, J. Schou, L. Gütay, D. Parek, T. Taskesen, D.-H. Kim, J. K. Kang, C. Malerba, A. Redinger, E. Saucedo, B. Shin, H. Tampo, K. Timmo, N. D. Nguyen, B. Vermang, Physical routes for the synthesis of kesterite, Journal of Physics: Energy 1 (2019) 042003–042024.
- [10] M. Grossberg, J. Krustok, C. J. Hages, D. M. Bishop, O. Gunawan, R. Scheer, S. M. Lyam, H. Hempel, S. Levchenko, T. Unold, The electrical and optical properties of kesterites, Journal of Physics: Energy 1 (2019) 044002.
- [11] C. Platzer-Björkman, N. Barreau, M. Bär, L. Choubrac, L. Grenet, J. Heo, T. Kubart, A. Mittiga, Y. Sánchez, J. Scragg, S. Sinha, M. Valentini, Back and front contacts in kesterite solar cells: state-of-the-art and open questions, Journal of Physics: Energy 1 (2019) 044005–22.
- [12] A. Crovetto, O. Hansen, What is the band alignment of $\text{Cu}_2\text{ZnSn}(\text{S,Se})_4$ solar cells?, Solar Energy Materials and Solar Cells 169 (2017) 177–194.
- [13] Y. E. Romanyuk, S. G. Haass, S. Giraldo, M. Placidi, D. Tiwari, D. J. Fermin, X. Hao, H. Xin, T. Schnabel, M. Kauk-Kuusik, P. Pistor, S. Lie, L. H. Wong, Doping and alloying of kesterites, Journal of Physics: Energy 1 (2019) 044004–23.
- [14] J. Li, D. Wang, X. Li, Y. Zeng, Y. Zhang, Cation substitution in Earth-abundant kesterite photovoltaic materials, Advanced Science 5 (2018) 1700744–21.
- [15] M. S. Kumar, S. P. Madhusudan, S. K. Batabyal, Substitution of Zn in Earth-Abundant $\text{Cu}_2\text{ZnSn}(\text{S,Se})_4$ based thin film solar cells—A status review, Solar Energy Materials and Solar Cells 185 (2018) 287–299.
- [16] C. Tablero, Electronic and optical properties of substitutional V, Cr and Ir impurities in $\text{Cu}_2\text{ZnSnS}_4$, Solar Energy Materials and Solar Cells 125 (2014) 8–13.
- [17] S. Kim, K. M. Kim, H. Tampo, H. Shibata, S. Niki, Improvement of voltage deficit of Ge-incorporated kesterite solar cell with 12.3% conversion efficiency, Applied Physics Express 9 (2016) 102301–5.
- [18] S. Giraldo, E. Saucedo, M. Neuschitzer, F. Oliva, M. Placidi, X. Alcobé, V. Izquierdo-Roca, S. Kim, H. Tampo, H. Shibata, A. Pérez-Rodríguez, P. Pistor, How small amounts of Ge modify the formation pathways and crystallization of kesterites, Energy & Environmental Science 11 (2018) 582–593.
- [19] M. Buffière, H. ElAnzeery, S. Oueslati, K. Ben Messaoud, G. Brammertz, M. Meuris, J. Poortmans, Physical characterization of $\text{Cu}_2\text{ZnGeSe}_4$ thin films from annealing of Cu-Zn-Ge precursor layers, Thin Solid Films 582 (2015) 171–175.
- [20] L. Choubrac, G. Brammertz, N. Barreau, L. Arzel, S. Harel, M. Meuris, B. Vermang, 7.6% CZGSe solar cells thanks to optimized CdS chemical bath deposition, Physica Status Solidi (a) 215 (2018) 1800043–9.
- [21] B. Vermang, G. Brammertz, M. Meuris, T. Schnabel, E. Ahlswede, L. Choubrac, S. Harel, C. Cardinaud, L. Arzel, N. Barreau, et al., Wide band gap kesterite absorbers for thin film solar cells: potential and challenges for their deployment in tandem devices, Sustainable Energy & Fuels 3 (2019) 2246–2259.
- [22] S. Khelifi, G. Brammertz, L. Choubrac, M. Batuk, S. Yang, M. Meuris, N. Barreau, J. Hadermann, H. Vrielinck, D. Poelman, et al., The path towards efficient wide band gap thin-film kesterite solar cells with transparent back contact for viable tandem application, Solar Energy Materials and Solar Cells 219 (2021) 110824.
- [23] S. Chen, A. Walsh, Y. Luo, J.-H. Yang, X. G. Gong, S.-H. Wei, Wurtzite-derived polytypes of kesterite and stannite quaternary chalcogenide semiconductors, Physical Review B 82 (2010) Part–8.
- [24] A. Khare, B. Himmetoglu, M. Cococcioni, E. S. Aydil, First principles calculation of the electronic properties and lattice dynamics of $\text{Cu}_2\text{ZnSn}(\text{S}_{1-x}\text{Se}_x)_4$, Journal of Applied Physics 111 (2012) 123704–10.
- [25] S. Zamulko, R. Chen, C. Persson, Investigation of the structural, optical and electronic properties of $\text{Cu}_2\text{Zn}(\text{Sn,Si/Ge})(\text{S/Se})_4$ alloys for solar cell applications, Physica Status Solidi (b) 254 (2017) 1700084–5.
- [26] H.-R. Liu, S. Chen, Y.-T. Zhai, H. J. Xiang, X. G. Gong, S.-H. Wei, First-principles study on the effective masses of zinc-blend-derived $\text{Cu}_2\text{ZnIVVI}_4$ (IV = Sn, Ge, Si and VI = S, Se), Journal of Applied Physics 112 (2012) 093717–7.
- [27] Q. Shu, J.-H. Yang, S. Chen, B. Huang, H. Xiang, X.-G. Gong, S.-H. Wei, $\text{Cu}_2\text{Zn}(\text{Sn,Ge})\text{Se}_4$ and $\text{Cu}_2\text{Zn}(\text{Sn,Si})\text{Se}_4$ alloys as photovoltaic materials: Structural and electronic properties, Physical Review B 87 (2013) 364–6.
- [28] S. Kim, J.-S. Park, A. Walsh, Identification of killer defects in kesterite thin-film solar cells, ACS Energy Letters 3 (2018) 496–500.
- [29] S. Chen, A. Walsh, X.-G. Gong, S.-H. Wei, Classification of lattice defects in the kesterite $\text{Cu}_2\text{ZnSnS}_4$ and $\text{Cu}_2\text{ZnSnSe}_4$ earth-abundant solar cell absorbers, Advanced Materials 25 (2013) 1522–1539.
- [30] J. Heyd, G. E. Scuseria, M. Ernzerhof, Hybrid functionals based on a screened Coulomb potential, The Journal of Chemical Physics 118 (2003) 8207–8215.
- [31] B. Blank, T. Kirchartz, S. Lany, U. Rau, Selection metric for photovoltaic materials screening based on detailed-balance analysis, Physical Review Applied 8 (2017) 024032.
- [32] G. Kresse, J. Furthmüller, Efficiency of ab-initio total energy calculations for metals and semiconductors using a plane-wave basis set, Computational Materials Science 6 (1996) 15–50.
- [33] G. Kresse, D. Joubert, From ultrasoft pseudopotentials to the projector augmented-wave method, Physical Review B 59 (1999) 1758.
- [34] J. P. Perdew, K. Burke, M. Ernzerhof, Generalized gradient approximation made simple, Physical Review Letters 77 (1996) 3865.
- [35] J. Sun, A. Ruzsinszky, J. P. Perdew, Strongly constrained and appropriately normed semilocal density functional, Physical Review Letters 115 (2015) 036402.
- [36] J. Sun, R. C. Remsing, Y. Zhang, Z. Sun, A. Ruzsinszky, H. Peng, Z. Yang, A. Paul, U. Waghmare, X. Wu, et al., Accurate first-principles structures and energies of diversely bonded systems from an efficient density functional, Nature Chemistry 8 (2016) 831.
- [37] J. Heyd, J. E. Peralta, G. E. Scuseria, R. L. Martin, Energy band gaps and lattice parameters evaluated with the Heyd-Scuseria-Ernzerhof screened hybrid functional, The Journal of Chemical Physics 123 (2005) 174101.
- [38] Q. Guo, H. W. Hillhouse, R. Agrawal, Synthesis of $\text{Cu}_2\text{ZnSnS}_4$ nanocrystal ink and its use for solar cells, Journal of the American Chemical Society 131 (2009) 11672–11673.
- [39] S. Levchenko, V. Tezlevan, E. Arushanov, S. Schorr, T. Unold, Free-to-bound recombination in near stoichiometric $\text{Cu}_2\text{ZnSnS}_4$ single crystals, Physical Review B 86 (2012) 045206.
- [40] K. Lisunov, M. Guk, A. Nateprov, S. Levchenko, V. Tezlevan,

- E. Arushanov, Features of the acceptor band and properties of localized carriers from studies of the variable-range hopping conduction in single crystals of p- $\text{Cu}_2\text{ZnSnS}_4$, *Solar Energy Materials and Solar Cells* 112 (2013) 127–133.
- [41] C. Dun, N. A. W. Holzwarth, Y. Li, W. Huang, D. L. Carroll, $\text{Cu}_2\text{ZnSn}(\text{S}_x\text{O}_{(1-x)})_4$ and $\text{Cu}_2\text{ZnSn}(\text{S}_x\text{Se}_{(1-x)})_4$: First principles simulations of optimal alloy configurations and their energies, *Journal of Applied Physics* 115 (2014) 193513–13.
- [42] A. Walsh, S. Chen, S.-H. Wei, X.-G. Gong, Kesterite thin-film solar cells: Advances in materials modelling of $\text{Cu}_2\text{ZnSnS}_4$, *Advanced Energy Materials* 2 (2012) 400–409.
- [43] D. B. Khadka, J. Kim, Study of structural and optical properties of kesterite $\text{Cu}_2\text{ZnGeX}_4$ ($X= \text{S, Se}$) thin films synthesized by chemical spray pyrolysis, *CrystEngComm* 15 (2013) 10500–10509.
- [44] M. Hamdi, A. Lafond, C. Guillot-Deudon, F. Hlel, M. Gargouri, S. Jobic, Crystal chemistry and optical investigations of the $\text{Cu}_2\text{Zn}(\text{Sn,Si})\text{S}_4$ series for photovoltaic applications, *Journal of Solid State Chemistry* 220 (2014) 232–237.
- [45] S. Levchenko, D. Dumcenco, Y. Huang, E. Arushanov, V. Tezlevan, K. Tiong, C. Du, Polarization-dependent electrolyte electroreflectance study of $\text{Cu}_2\text{ZnSiS}_4$ and $\text{Cu}_2\text{ZnSiSe}_4$ single crystals, *Journal of Alloys and Compounds* 509 (2011) 7105–7108.
- [46] J. C. Slater, Atomic radii in crystals, *The Journal of Chemical Physics* 41 (1964) 3199–3204.
- [47] Y. Zhang, X. Sun, P. Zhang, X. Yuan, F. Huang, W. Zhang, Structural properties and quasiparticle band structures of Cu-based quaternary semiconductors for photovoltaic applications, *Journal of Applied Physics* 111 (2012) 063709.
- [48] M. Vishwakarma, D. Varandani, S. Shivaprasad, B. Mehta, Structural, optical, electrical properties and energy band diagram of $\text{Cu}_2\text{ZnSiS}_4$ thin films, *Solar Energy Materials and Solar Cells* 174 (2018) 577–583.
- [49] J. Paier, R. Asahi, A. Nagoya, G. Kresse, $\text{Cu}_2\text{ZnSnS}_4$ as a potential photovoltaic material: a hybrid Hartree-Fock density functional theory study, *Physical Review B* 79 (2009) 115126.
- [50] S. Kim, J. A. Márquez, T. Unold, A. Walsh, Upper limit to the photovoltaic efficiency of imperfect crystals from first principles, *Energy & Environmental Science* 13 (2020) 1481–1491.