
SSD-SGD: COMMUNICATION SPARSIFICATION FOR DISTRIBUTED DEEP LEARNING TRAINING

A PREPRINT

Yemao Xu

Department of Computer Science
National University of Defense Technology
xuyemaovip@nudt.edu.cn

Dezun Dong*

Department of Computer Science
National University of Defense Technology
dong@nudt.edu.cn

Yawei Zhao

Department of Computer Science
National University of Defense Technology
yaweizhao@nudt.edu.cn

Weixia Xu

Department of Computer Science
National University of Defense Technology
xuweixia@nudt.edu.cn

Xiangke Liao

Department of Computer Science
National University of Defense Technology
xkliao@nudt.edu.cn

April 12, 2021

ABSTRACT

Intensive communication and synchronization cost for gradients and parameters is the well-known bottleneck of distributed deep learning training. Based on the observations that Synchronous SGD (SSGD) obtains good convergence accuracy while asynchronous SGD (ASGD) delivers a faster raw training speed, we propose Several Steps Delay SGD (SSD-SGD) to combine their merits, aiming at tackling the communication bottleneck via communication sparsification. SSD-SGD explores both global synchronous updates in the parameter servers and asynchronous local updates in the workers in each periodic iteration. The periodic and flexible synchronization makes SSD-SGD achieve good convergence accuracy and fast training speed. To the best of our knowledge, we strike the new balance between synchronization quality and communication sparsification, and improve the trade-off between accuracy and training speed. Specifically, the core components of SSD-SGD include proper warm-up stage, steps delay stage, and our novel algorithm of global gradient for local update (GLU). GLU is critical for local update operations to effectively compensate the delayed local weights. Furthermore, we implement SSD-SGD on MXNet framework and comprehensively evaluate its performance with CIFAR-10 and ImageNet datasets. Experimental results show that SSD-SGD can accelerate distributed training speed under different experimental configurations, by up to 110%, while achieving good convergence accuracy.

Keywords Distributed Deep Learning; Steps Delay Mechanism; Local Update; Communication Sparsification

1 Introduction

Deep Neural Networks (DNNs) have achieved success in many AI tasks, including image recognition [1], speech recognition [2], natural language processing [3] and so on. However, training a big DNN model is usually time-consuming [4], and distributed training systems are deployed to improve the productivity of training [5, 6]. The first

*Corresponding Author

key problem of distributed training is the *intensive communication* among workers [7], and it is crucial to eliminate the potential communication bottleneck [8].

To address the communication challenge, both system and algorithm techniques have been proposed. Regarding the system-level optimization, methods like increasing the batch size [9, 10, 11, 12], communication scheduling techniques [13, 14, 15], deploying faster network fabrics [16, 17] and efficient network topologies [18, 19] are designed. In terms of algorithm-level optimization, works like optimizing the communication algorithms [20, 21, 22], gradient compression [23, 24, 25, 26, 27] and asynchronous update mechanisms [28, 29, 30, 31] are also conducted.

The synchronous stochastic gradient descent (SSGD) and asynchronous SGD (ASGD) are two widely used algorithms when performing distributed training. SSGD obtains good convergence accuracy while its training speed deteriorates severely due to the global synchronous communication barrier. The key to improving the training performance of SSGD is reducing the communication traffic. Therefore, gradient compression techniques received intensive research interests among the optimization fields. On the one hand, these techniques are orthogonal to most of other optimization works. On the other hand, they can cut down the communication overhead dramatically. However, programmers need to adopt some extra operations, such as *Momentum Correction*, *Gradient Clipping*, *Momentum Factor Masking*, to mitigate the accuracy loss problem when using these approaches. Besides, programmers need to adjust the value of gradient sparsity in the beginning when using DGC [26]. Layers which are sensitive to quantization operations also call for special treatment throughout the training process. The complexity of these great gradient compression techniques limit their wide applications, and we intend to propose a more general strategy to reduce and overlap the communication cost for efficient use of system resources.

ASGD is proposed to break the synchronous barrier to achieve faster training speed while it often suffers from accuracy drop problem because of the weight delay problem [32]. Regarding the optimization for ASGD, the key is preserving the convergence accuracy. S. Sra et al. [29] develop the AdaDelay (Adaptive Delay) algorithm to preserve the global convergence rate for convex optimization. Z. Zhou et al. [30] prove it is possible to obtain global convergence guarantees for ASGD with unbounded delays by using a judiciously chosen quasilinear step-size sequence. Delay compensated ASGD (DC-ASGD) [31] makes the optimization behavior of ASGD closer to that of sequential SGD via introducing compensation operations in the master node. Although these ASGD based optimizations achieve better convergence accuracy, it is impossible for them to obtain faster training speed than vanilla ASGD. We intend to design a method to achieve faster training speed than ASGD while ensuring convergence accuracy via communication optimization.

Based on the features of SSGD and ASGD, the combination of their merits would probably lead to dramatical drop in communication cost. In this paper, we aim to explore whether it is possible to derive a general scheme for cutting down the communication overhead, thus reducing the iteration time by embracing the advantages of SSGD and ASGD, while maintaining the convergence accuracy without introducing complex operations.

To this end, we first formulate cutting down the average iteration time in distributed DNN training as an optimization problem. Then we propose SSD-SGD, which combines the merits of SSGD and ASGD, to minimize the average iteration time by reducing part of the communication operations, or communication sparsification. The intrinsic motivation of SSD-SGD is reducing the communication cost and increasing the overlap between computation and communication, achieving good convergence accuracy and fast training speed at the same time. We implement SSD-SGD in MXNet [33] and conduct experiments on various DNN models to evaluate its convergence performance and training speed. Experimental results show that SSD-SGD accelerates DNN training speed by up to 110% while achieving good convergence accuracy. In summary, the major contributions of our work are as follows:

- We propose to reduce part of the communication operations in several consecutive iterations to reduce the average iteration time and we formulate an optimization problem for this.
- We come up with SSD-SGD to minimize the average time via communication sparsification without affecting the convergence accuracy, and we implement a prototype of SSD-SGD on MXNet.
- We comprehensively evaluate the convergence accuracy and training speed improvement of SSD-SGD, and experimental results demonstrate its promising benefits in distributed DNN training.

The rest of this paper is organized as follow. We present some preliminaries and formulation of problem we need to tackle in Section 2, and we propose a solution named SSD-SGD to the problem as well as its implementation in Section 3. We then evaluate the performance of SSD-SGD in Section 4. Section 5 introduces the related work and we conclude in Section 6.

2 Preliminaries and Problem Formulation

We introduce some preliminaries and formulate the problem in this section. For the ease of presentation, Table 1 lists the frequently used notations throughout this paper.

Table 1: The involved variables and their definitions.

Name	Description
T_{iter}	Training time in one iteration.
T_f	Forward computation cost in one iteration.
T_b	Backward computation cost in one iteration.
T_c	Communication cost in one iteration.
h_b^j	Time of the backward computation of layer j .
h_c^j	Time of communication of layer j .
h_s^j	Time of sending gradient of layer j .
h_{loc}^j	Time of local update of layer j .
$w_{t,i}$	Local weight in the i^{th} worker
pre_weight	Previous retrieved weight from the servers
loc_lr	Local learning rate in workers
$grad_{sync}^{t,i}$ ($grad_{sync}$)	Calculated global gradient for local update in the i^{th} worker
$grad_{t,i}$	Local gradient in the i^{th} worker
w_{loc}^m	Updated local weight in the m^{th} device
$grad_t$	Averaged gradient in parameter servers
lr	Global learning rate in parameter servers
w_t	Global weight in parameter servers
wd	Weight decay in parameter servers
mom_t	Momentum in parameter servers

2.1 Distributed DNN Training

DNN training are typically conducted with SGD, and for an optimization problem of the form $\min_{w \in R^d} \frac{1}{N} \sum_{j=1}^N f_j(w)$, where $w \in R^d$ is the parameters of the neural network and $f_j : R \rightarrow R^d$ is the loss function of the j^{th} training example, the distributed SGD update for K workers in the t^{th} iteration is given as

$$w_{t+1} = w_t + lr \left[\frac{1}{KB} \sum_{i=1}^K \sum_{j \in \xi_{(t)}^i} \nabla f_j(w_t) \right] \quad (1)$$

where lr is the global learning rate and $\xi_{(t)}^i$ denotes the mini-batch of training data in the i^{th} worker, with the mini-batch size B .

By the end of each iteration, gradients of all workers are aggregated firstly and the parameters are updated with the averaged gradients following Equation 1. Therefore, in addition to the forward and backward computation overhead, the communication overhead also plays an important role in the training process. The overhead for each iteration (T_{iter}) can be divided into three parts, forward computation cost (T_f), backward computation cost (T_b) and communication

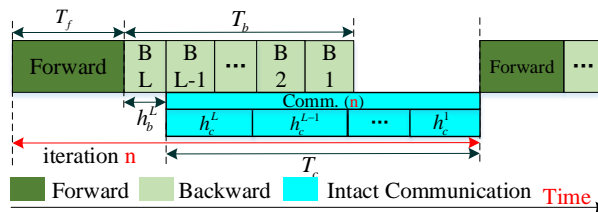


Figure 1: Training process under SSGD ($\sum_{i=1}^{L-1} h_b^i \leq \sum_{j=2}^L h_c^j$).

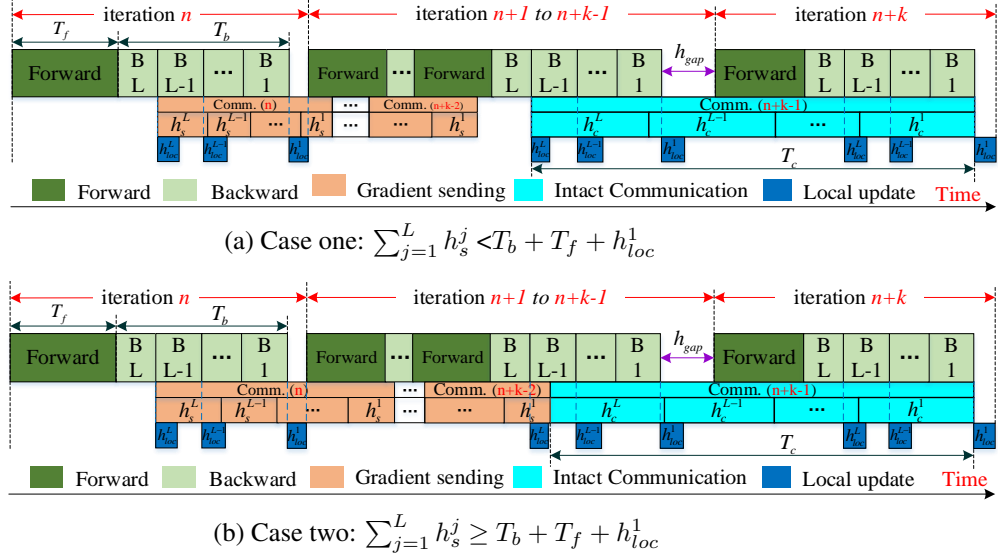


Figure 2: Two cases of training process for k successive iterations with communication sparsification.

cost (T_c). Based on the sum of backward computation cost ($\sum_{i=1}^{L-1} h_b^i$) and sum of communication overhead ($\sum_{j=2}^L h_c^j$), the iteration time can be expressed in two cases, as shown in Equation 2, where L is the layer number of the model, and Fig. 1 illustrates the second case. What should be emphasized is that there may exist bubble between two adjacent layers in the communication process, and we assign the cost introduced by the bubble to the communication cost of the former layer.

$$T_{iter} = \begin{cases} T_f + T_b + h_c^1 & \sum_{i=1}^{L-1} h_b^i > \sum_{j=2}^L h_c^j \\ T_f + T_c + h_b^L & \sum_{i=1}^{L-1} h_b^i \leq \sum_{j=2}^L h_c^j \end{cases} \quad (2)$$

The communication cost for the j^{th} layer can be further partitioned into four different overheads, namely the gradient sending (i.e. *Push*) cost (h_s^j), weight retrieving (i.e. *Pull*) cost (h_r^j), synchronous cost (h_{sync}^j) and update cost (h_{up}^j). Then we have

$$h_c^j = h_s^j + h_r^j + h_{sync}^j + h_{up}^j \quad (3)$$

2.2 Problem Formulation

Without improvements in the computing capability of hardware, T_f and T_b keep almost unchanged throughout the training process. When $\sum_{i=1}^{L-1} h_b^i > \sum_{j=2}^L h_c^j$, the iteration time T_{iter} mainly depends on the computation overhead T_f and T_b , it does not make great sense to optimize the communication cost h_c^1 . When $\sum_{i=1}^{L-1} h_b^i \leq \sum_{j=2}^L h_c^j$, the key to reducing the training cost T_{iter} is cutting down T_c , and this paper focus on the second case to optimize the communication cost.

Considering the communication cost T_c vibrates slightly in one single iteration without the gradient compression techniques, one way for optimizing the training cost is reducing the involved communication operations like *Push* and *Pull*. However, eliminating the same communication operation for every iteration will lead to divergence of the model. Therefore, we intend to minimize the average iteration time of k ($k > 1$) iterations by reducing part of communication operations involved in the k iterations.

As the synchronous barrier deteriorates the training speed severely, we choose to eliminate the *Pull* operation to break this barrier, and the *Push* operation is kept to maintain the convergence accuracy. The *Pull* operation is executed only once every k iterations, and Fig. 2 shows the training process, the blue blocks denote the *local update* operations, which are performed by local workers to update their own weights to start the following iteration shortly. In the first $k-1$ iterations, the *Pull* operations are removed, then workers do not need to wait for the updated parameters, and the

synchronous cost h_{sync}^j is reduced. The parameter update cost h_{up}^j is also eliminated as the update operations are conducted by the parameter servers. Under this circumstance, the communication cost consists of only the h_s^j , and it can be largely overlapped by the computation overhead. In the k^{th} iteration (iteration $n + k - 1$), workers need to pull back the updated weights from the servers, four kinds of overheads are involved in the communication process. However, training task of iteration $n + k$ can still be launched directly before retrieving the update weights. The retrieved parameters will be used for the *local update* operations in iteration $n + k$. It is noteworthy that *local update* operations can be parallelized with the *Push* operations as both kinds of operations only have *read-dependency* on the calculated gradients.

$$T_{avg,k} = \begin{cases} T_f + T_b + h_{loc}^1 + \frac{1}{k}(T_c + h_b^L - T_f - 2T_b - h_{loc}^1) \\ (Case1 : \sum_{j=1}^L h_s^j < T_b + T_f + h_{loc}^1) \\ \\ \sum_{j=1}^L h_s^j + \frac{1}{k}(T_c + h_b^L - T_b - \sum_{j=1}^L h_s^j) \\ (Case2 : \sum_{j=1}^L h_s^j \geq T_b + T_f + h_{loc}^1) \end{cases} \quad (4)$$

Equation 4 presents the average iteration time for k iterations, Case 1 and Case 2 correspond to the two cases in Fig. 2, where the computation process of iteration $n + k$ completes before the communication process of iteration $n + k - 1$ finishes. For situations where the computation process of iteration $n + k$ ends later (Case 3), the average iteration time equals $T_f + T_b + h_{loc}^1$ and it is not related to iteration number k . Case 3 is not the optimization target in this paper as computation cost dominates the training process.

Case 1: As the computation process of iteration $n + k$ finishes earlier than the communication process of iteration $n + k - 1$, value of h_{gap} is larger than h_{loc}^1 , and value of $T_c + h_b^L$ equals $T_f + 2T_b + h_{gap}$. Therefore, we can draw the conclusion that $(T_c + h_b^L - T_f - 2T_b - h_{loc}^1) > 0$. Actually, the computation process of iteration $n + k$ is started after the *local update* operation for the first layer in iteration $n + k - 1$, we move it back to be align with the communication process for the clarity of calculating the average iteration time. Based on the above conclusion, a larger k will contribute to smaller average iteration time.

Case 2: $\sum_{j=1}^L h_s^j$ covers only the sum of *gradient sending* overhead in one iteration, thus T_c is more than 2 times the value of $\sum_{j=1}^L h_s^j$, and $(T_c + h_b^L - T_b - \sum_{j=1}^L h_s^j) > (\sum_{j=1}^L h_s^j + h_b^L - T_b)$. Case 2 corresponds to condition $\sum_{j=1}^L h_s^j \geq T_b + T_f + h_{loc}^1$, we can draw the conclusion that $(T_c + h_b^L - T_b - \sum_{j=1}^L h_s^j) > 0$ and a larger k will also lead to smaller average iteration time.

Smaller iteration time means faster training speed and a larger k results in better training speed. However, the convergence accuracy should also be considered in the training process as a larger k will probably lead to more serious weight delay problem, imposing negative influence on the convergence accuracy. Our target is to maximize the value k while maintaining the convergence accuracy, and we come up with a solution from the experimental and theoretical perspective.

2.3 Our Design with Communication Sparsification

Catering to the mechanism above, we come up with SSD-SGD to maximize the value k and maintain the convergence accuracy. In SSD-SGD, each local worker $i \in [K]$ evolves a local model by performing local updates using Equation 5 at each iteration, and all workers perform the local update operations asynchronously with the specified algorithm, SGD is used in Equation 5. The gradients calculated using local weights at each iteration are sent to the servers and servers conduct synchronous global updates following Equation 6. Different from SSGD, the global updated weights are retrieved only once every k iterations in SSD-SGD. Under this circumstance, the local weight $w'_{t-1,i}$ is overwritten by the retrieved global weight w_{t-1} every k iterations, and the communication cost can be reduced significantly via omitting $k-1$ times of *Pull* operations.

$$w'_{t,i} = w'_{t-1,i} + lr_{loc} \left[\frac{1}{B} \sum_{j \in \xi_{(t-1)}^i} \nabla f_j(w'_{t-1,i}) \right] \quad (5)$$

$$w_t = w_{t-1} + lr \left[\frac{1}{KB} \sum_{i=1}^K \sum_{j \in \xi_{(t-1)}^i} \nabla f_j(w'_{t-1,i}) \right] \quad (6)$$

For k sequent iterations, the total iteration time of SSGD is $k(T_f + T_c + h_b^L)$, the average iteration time of SSD-SGD is shown in Equation 4. Then we have

$$\Delta T_k = \begin{cases} \text{Case1} : (k-1)(T_c - T_b + h_b^L - h_{loc}^1) + (T_f + T_b) \\ \text{Case2} : kT_f + \frac{k-1}{2}T_c + (k-1)h_b^L + T_b \end{cases} \quad (7)$$

Where $\Delta T_k = T_{iter,k} - T'_{iter,k}$, $T_{iter,k}$ and $T'_{iter,k}$ correspond to the iteration cost for k sequent iterations of SSGD and SSD-SGD, respectively. Value of $\sum_{j=1}^L h_s^j$ is set to $\frac{1}{2}T_c$ for simplicity when calculating ΔT_k . From Equation 7 we can notice SSD-SGD achieves more performance improvement with a larger k when compared to SSGD.

3 Implementation and Proof of SSD-SGD

In this section, we discuss some details about SSD-SGD. We firstly introduce its core components (1) warm-up stage, (2) local update operation, and (3) steps delay stage. Then we provide the algorithm description and analyze the convergence rate. Finally, we briefly present the implementation process.

3.1 Warm-up Stage

The warm-up stage is introduced to make the weights and gradients more stable before the application of steps delay mechanism, value k corresponds to the number of delay steps. Warm-up stage here means training with SSGD in the beginning, which differs from the warm-up stage discussed in [9]. To tell their distinction, the former is marked as *warm-up* stage while the latter is marked as *WP* stage. The length of warm-up stage is much more like an empirical trick and we provide length sensitivity analysis from the experiment perspective in Section 4.2.

3.2 Local Update Operation

Local update operation is introduced to maintain the convergence accuracy. Under the k delay steps stage, local workers will retrieve the global weights every k iterations, and workers need to conduct local updates with the GLU algorithm at each iteration.

3.2.1 GLU Algorithm

GLU algorithm is applied in local update operation and Equation 8 shows its update rule, where $w'_{t,i}$ is the local weight in the i^{th} worker, lr_{loc} is the local learning rate in workers, α and β are two coefficients used to determine the ratio of local and global gradients, value of $w'_{t-1,i}$ depends on whether local workers perform **Pull** operation, if executed, $w'_{t-1,i}$ equals to global weight w_{t-1} in the parameter sever, otherwise it is the updated local weight. $grad_{sync}^{t-1,i}$ is the global gradient in the i^{th} worker, calculated using the global weights retrieved from the parameter servers. For simplicity, we refer to $grad_{sync}^{t-1,i}$ as $grad_{sync}$ in the following paper.

$$w'_{t,i} = w'_{t-1,i} + lr_{loc} * (\alpha * grad'_{t-1,i} + wd * w'_{t-1,i} + \beta * grad_{sync}^{t-1,i}) \quad (8)$$

The keypoint of GLU algorithm is figuring out the global gradient $grad_{sync}$. Take one step delay as an example, the parameter server update weights with momentum SGD, w_{t-1} and w_{t-2} are global weights maintained in the parameter server, so we have

$$w_{t-1} = w_{t-2} + mom_{t-2}$$

Where mom_{t-2} is the *momentum* in the parameter server and according to its update rule, we have

$$mom_{t-2} = -lr * (grad_{t-2} + wd * w_{t-2}) + m * mom_{t-3}$$

Where m is the coefficient of *momentum*, then we have

$$(1 - lr * wd) * w_{t-2} - w_{t-1} = lr * grad_{t-2} - m * mom_{t-3}$$

After marking $((1 - lr * wd) * w_{t-2} - w_{t-1})$ as w_{minus} and supposing $grad_{t-2} = grad_{t-3} = \dots = grad_0 = grad_{sync}$, which is reasonable after the warm-up stage. We have

$$w_{minus} = lr * \frac{grad_{sync} * (1 - m^{t-1})}{(1 - m)}$$

As $m < 1.0$, after training for hundreds of iterations (the warm-up stage), we have

$$grad_{sync} = \frac{w_{minus} * (1 - m)}{lr} \approx \frac{(w_{t-2} - w_{t-1}) * (1 - m)}{lr}$$

Some calculation steps are omitted due to the limited pages, and $grad_{sync}$ is the approximate value of global gradient used for directing the training. To calculate $grad_{sync}$, w_{t-2} and w_{t-1} are stored in the pre_weight and $w'_{t,i}$ variables respectively in local workers, pre_weight is used to keep global weight pulled back from the parameter server last time.

3.3 Steps Delay Stage

When k steps delay mechanism is used, if $w'_{t,i}$ corresponds to global weight w_{t-1} , then pre_weight corresponds to global weight w_{t-k-1} . Thus we have

$$\begin{aligned} grad_{sync} &= \frac{(w_{t-1-k} - w_{t-1}) * (1 - m)}{lr * k} \\ &= \frac{(pre_weight - w'_{t,i}) * (1 - m)}{lr * k} \end{aligned}$$

After calculating $grad_{sync}$, value of pre_weight is overwritten by $w'_{t,i}$, or w_{t-1} . In the next k iterations and before the retrieve of w_{t-1+k} , $w'_{t,i}$ is the local weight, different workers have their unique versions, each worker calculates the $grad_{sync}$ with their own local weights and the same pre_weight .

3.4 Algorithm Description

We implement SSD-SGD on MXNet, thus the training process involves update rules of parameter servers and workers. The process of parameter server keeps unchanged when compared to SSGD and we do not present its algorithm with pseudo-code.

Algorithm 1 presents the update rules of local workers. Value of $(1 + wp)\%k$ should be 0. In the warm-up stage, each worker broadcasts the retrieved global weight (w_t) to local devices (w_{loc}^m) for calculating the gradient, then merge the gradients via a *Reduce* operation and push the merged gradient to the parameter server. In the last iteration of warm-up stage, the workers make a copy of the pulled weight and keep it in variable $w'_{t,i}$, then broadcast w_t to start the next iteration, which is also the first iteration of the k steps delay mechanism. After applying k steps delay strategy, local workers will perform *local update* and *Push* operations every iteration (Line 17 – 18), these two types of operations can be parallelized as no data dependency exists between them. Different from *Push* operations, *Pull* requests are sent to parameter servers every k iterations. Value of the retrieved global weight w_t will be assigned to $w'_{t,i}$ (Line 20 – 25). In addition, the *Broadcast* and *Pull* operations in Line 21 and 22 can also be parallelized. When local workers do not need to send *Pull* requests, the updated $w'_{t,i}$ are broadcast directly to start the following training task.

Algorithm 2 shows the process of GLU algorithm. $grad_{sync}$ is calculated with pre_weight and $w'_{t,i}$, then $grad_{sync}$ and $grad'_{t,i}$ are used for local update. The pre_weight is overwritten by $w'_{t,i}$ every k iterations. As the retrieved parameters in iteration i will be used for local update in iteration $i + 1$, value of $loc_update\%k$ should be 0.

3.5 Embedding in Framework

When compared to SSGD in implementation, no modification is needed in the parameter server side. For the worker side, SSD-SGD calls for a copy of the retrieved global weights, and we store the backup model weights (pre_weight) in the CPU-side memory to avoid occupying the memory of devices (GPU, TPU etc.) used for computing task. SSD-SGD also has extra computational requirement on the local workers to update $w'_{t,i}$, we propose the GLU algorithm and the

Algorithm 1 Update rules of local $worker_i$

```

1: Input: warm-up iteration number  $wp$ , steps delay number  $k$ 
2: Initialize: Pull initialized global weight  $w_0$  from parameter server, iteration number  $num = 0$ , time sequence  $t = 0$ 
3: while  $num \leq wp$  do
4:   Broadcast  $w_t$  to local devices ( $w_{loc}^m$ )
5:   Compute gradient  $grad'_{t,i}$ 
6:   Push  $g'_{t,i}$  to the parameter server
7:    $t \leftarrow t + 1$ 
8:   Pull  $w_t$  from the parameter server
9:   if  $num == wp$  then
10:     $w'_{t,i} = w_t$ 
11:    Broadcast  $w_t$  to local devices ( $w_{loc}^m$ )
12:   end if
13:    $num \leftarrow num + 1$ 
14: end while
15: repeat
16:   Compute gradient  $grad'_{t,i}$ 
17:   Push  $grad'_{t,i}$  to parameter server
18:   Update local weight  $w'_{t,i}$  with local update optimizer  $GLU$ 
19:    $t \leftarrow t + 1$ 
20:   if  $num \% k == k - 1$  then
21:     Broadcast  $w'_{t,i}$  to local devices ( $w_{loc}^m$ )
22:     Pull  $w_t$  from the parameter server and copy to  $w'_{t,i}$ 
23:   else
24:     Broadcast  $w'_{t,i}$  to local devices ( $w_{loc}^m$ )
25:   end if
26:    $num \leftarrow num + 1$ 
27: until forever

```

Algorithm 2 Update rules of optimizer GLU

```

1: Input: steps delay number  $k$ 
2: Initialize: Local update operation times  $loc\_update = 0$ ,  $pre\_weight$  is initialized with  $w'_{t,i}$  for the first local update operation
3: Calculate  $grad\_sync$  with  $pre\_weight$  and  $w'_{t,i}$ 
4: if ( $loc\_update > 0$ ) and ( $loc\_update \% k == 0$ ) then
5:    $pre\_weight = w'_{t,i}$ 
6: end if
7: Calculate  $w'_{t+1,i}$  with  $w'_{t,i}$ ,  $grad\_sync$  and  $g_i^t$ 
8:  $loc\_update \leftarrow loc\_update + 1$ 

```

additional computation only introduces a lightweight overhead. Besides, the *local update* overhead can be largely overlapped by the *Push* operation as these two operations can be parallelized. In addition, we need to define the local updater and adjust the execution sequences of involved operations in steps delay stage.

Local Updater. When implementing SSD-SGD, we introduce a new function named `set_updater_` to define the local updater and users can choose the specified algorithm through the `j - optimizer_local` option when launching the distributed training task. The GLU algorithm is used in our experiments and we need to modify the `optimizer.py` file to define it. To achieve better training performance, the computation operations are implemented in *C++* instead of *Python*, thus we also need to modify the `optimizer_op - inl.h`, `optimizer_op.cc` and `optimizer_op.cu` files to define the computation functions.

Execution Sequences of Operations. In the warm-up stage, the cluster performs training task under SSGD mechanism and Fig. 3(a) illustrates the original training procedures of SSGD method. `comm_buf_[key]` is the shared variable of *Push* and *Pull* operations, leading to data dependency between them, *key* is index of the corresponding parameter. The reduced gradient ($grad_{key}$) is copied to `comm_buf_[key]` through *write - 1* firstly, then *Push* operation read the gradient from `comm_buf_[key]` via *read - 2* and send it to the parameter server(s). The *Pull* operation cannot be

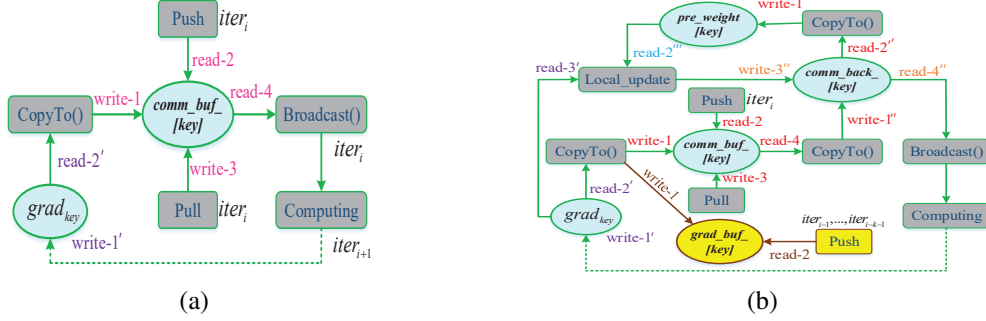


Figure 3: Training procedures of SSGD and SSD-SGD. Numbers at the end of *read* and *write* operations describe the order in which they are performed.

executed until the completion of *Push* operation, it pulls back the updated global weight from the parameter server and store it in $comm_buf_ [key]$ by *write - 3*. Finally the value in $comm_buf_ [key]$ is broadcast to local devices for computing task of the next iteration. Fig. 3(b) presents the training process of SSD-SGD under the steps delay mechanism. The *Pull* operation pulls back the weight and keeps it in $comm_buf_ [key]$, then $CopyTo()$ function copies the value to $comm_back_ [key]$. The $pre_weight[key]$ is overwritten by $comm_back_ [key]$ every k iterations and it is used for calculating $grad_{sync}$. The reduced gradient will overwrite the $comm_buf_ [key]$ or $grad_buf_ [key]$ for *Push* operation and also be used for *Local_update* operation. $grad_buf_ [key]$ is used in iterations with only *Push* operations and no *Pull* operations. Ultimately, the updated value in $comm_back_ [key]$ is broadcast for launching the next iteration task. What should be noticed is that operations in red color (*write - 1*, *read - 2*, *write - 3*, *read - 4*, *write - 1''*, *read - 2''*, *write - 1'''*) are performed every k iterations, where k is the number of delay steps.

4 Evaluation

In this section, we first provide warm-up sensitivity analysis of SSD-SGD and present its convergence accuracy compared to SSGD under different delay steps, then evaluate the effectiveness of GLU in maintaining convergence accuracy. Finally, we demonstrate the performance improvement under different configurations and models.

4.1 Methodology

Testbed Setup: Our testbed has 4 physical machines, each with 40 CPU cores, 256GB memory, 4 Tesla V100 GPUs without NVLinks, interconnected with InfiniBand (56Gbps) network.

Benchmarks and Datasets: We choose ResNet-20, ResNet-50 [34], VGG-11 [35] and AlexNet [36] as our benchmark models, and CIFAR10 [37] and ImageNet ILSVRC2012 [38] as the datasets in our experiments.

Baselines: We use the vanilla ML frameworks under SSGD as baselines. We also present the linear scalability, which is used as an optimal case in many works [13, 22, 39]. It is calculated by the training speed on 1 machine (with a vanilla ML framework) multiplied by the number of machines. We use training speed (images/sec) as the performance metric. All the reported speed numbers are averaged over 4 training epochs and test accuracy mentioned in this paper means TOP-1 accuracy.

Hyper-parameters Setting: GLU algorithm is applied in local update and we need to set parameters loc_lr , α and β according to Equation 8. After performing grid search for the hyper-parameters and our 4-machines cluster obtains the best test performances by choosing $\alpha = 2.0$, $\beta = 0.5$ and loc_lr is 4 times the value of global lr in the parameter servers. For instance, if the global lr in the parameter servers is 0.4, then loc_lr is set to 1.6. The *WP* stage is 0 by default.

4.2 Warm-up Sensitivity Analysis

According to discussion in Section 3.2.1, it is necessary to introduce warm-up stage before the application of steps delay mechanism. Fig. 4 illustrates the test accuracy under different number of warm up iterations, from which we have the following observations: (1) When the warm-up stage is 100 iterations, the test accuracy is obviously lower than that of SSGD. (2) When the warm-up stage is 200 iterations, test accuracy is slightly lower than that of SSGD while much better than $1S - 100$. (3) When the warm-up stage is 300 or more iterations, test accuracy of SSD-SGD is comparable

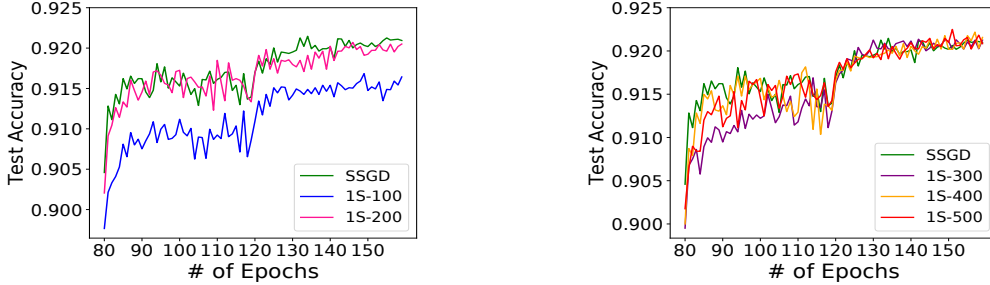


Figure 4: Test accuracy of ResNet-20 (CIFAR-10, with data augmentation) under different number of warm-up iterations. 1S – 100 means warm up for 100 iterations under the 1 step delay mechanism.

to that of SSGD, or even slightly better, and 1S – 500 achieves the best accuracy. Experimental results proves that warm-up stage is necessary for SSD-SGD, and the period of warm-up stage is set to 500 iterations in all the following experiments.

4.3 Convergence Accuracy under SSD-SGD

In this subsection, we validate the convergence accuracy of SSD-SGD under different delay steps to find the maximum k for various models. GLU algorithm is used for local update and Table 2 displays the test accuracy.

When training ResNet-20 with CIFAR-10, the batch size is 32 per GPU, the global lr is 0.4 and the loc_lr is 1.6. Actually, training ResNet-20 with CIFAR-10 dataset is quick and efficient, it is unnecessary for large-scale distributed deployment. We conduct experiments on ResNet-20 to prove that SSD-SGD is applicable to neural networks of low complexity. Based on the results of ResNet-20 in Table 2, we have the following observations: (1) When the delay steps is less than 5, test accuracy of SSD-SGD is slightly better than that of SSGD. (2) The test accuracy drops significantly (0.997%) when the delay steps is 5. This results from the model’s low complexity, which leads to low sparsity, and models with low sparsity are more sensitive to the number of delay steps. (3) The best test accuracy is obtained when the delay steps is 2.

When training ResNet-50 with ImageNet, the batch size is set to 64 and 32 per GPU separately, the global lr are 0.8 and 0.4 while the loc_lr are 3.2 and 1.6, the WP stage for batch size 64 is 5 epochs. According to the results of ResNet-50 in Table 2, we have the following observations: (1) SSD-SGD achieves similar or even better test accuracy as SSGD under different delay steps. (2) When the delay steps is 5, the test accuracy experiences a slightly drop (0.296% and 0.047% separately), which is not as obvious as the ResNet-20 (CIFAR-10) model. This is on account of the higher complexity of ResNet-50, leading to its higher sparsity. (3) Most of the test accuracy achieved with batch size 32 is slightly higher than that of SSGD, while the result of batch size 64 is the opposite. This result is reasonable as a larger batch size contains more training information, leading to more delayed information under the same delay steps. However, we should notice larger batch size means larger computation overhead, more communication overhead can be overlapped in the training process. (4) The best test accuracy of ResNet-50 (64) and ResNet-50 (32) is obtained with 3 and 4 delay steps respectively. Combining with the best delay steps of ResNet-20, we come to the conclusion that the best number of delay steps is larger for a model with higher sparsity.

Based on the experimental results above, we have the following conclusion: SSD-SGD is applicable to models of low complexity and high complexity, it can achieve similar or even better test accuracy than SSGD, and the maximum k varies for different models.

Table 2: Test accuracy (%) of ResNet-20 and ResNet-50.

Delay Steps	SSGD	1-Step	2-Step	3-Step	4-Step	5-Step
ResNet-20 (32)	92.126	92.204	92.228	92.153	92.148	91.129
ResNet-50 (64)	73.650	73.668	73.648	73.701	73.364	73.354
ResNet-50 (32)	73.792	73.865	73.810	74.001	74.004	73.745

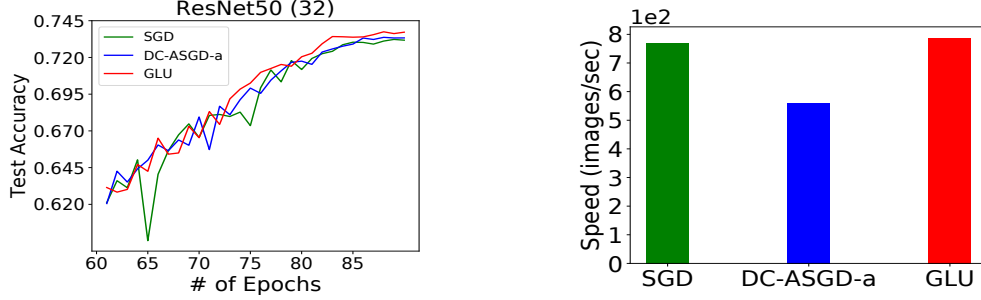


Figure 5: Test accuracy of ResNet-50 (32) on ImageNet and the corresponding average training speed of one machine under different local update algorithms, the delay steps is 5.

4.4 Effectiveness of GLU algorithm

This subsection is provided to prove the effectiveness of GLU in maintain the convergence accuracy. Fig. 5 illustrates the test accuracy and training speed of SSD-SGD under three different local update algorithms, 4 parameter servers and 4 workers are involved in this experiment. The local learning rates for SGD, DC-ASGD-a [31] and GLU are 0.1, 0.4, 1.6, respectively, the global learning rates in the servers are 0.4.

According to these two figures, we have the following observations: (1) GLU achieves the best test accuracy (73.745%) and training speed (786.86 images/sec per machine). On the one hand, GLU utilizes global information ($grad_{sync}$) for local update operations. On the other hand, calculation operations introduced by GLU is simple and no operations like matrix multiplication or calculating the square root of matrix are involved. (2) Training speed of SGD (769.65 images/sec) is similar to that of GLU while the test accuracy is 0.519% lower than GLU (73.226% vs 73.745%) and 0.143% lower than DC-ASGD-a (73.226% vs 73.269%). This result is reasonable as SGD does not utilize global information, like the $grad_{sync}$ in GLU, for local update operation, making the model converges to a worse accuracy after training the same number of epochs. (3) DC-ASGD-a obtains worse test accuracy than GLU (73.369% vs 73.745%), which can be attributed to two reasons: (a) DC-ASGD-a is proposed to conduct compensation operations in the parameter server while we use it in local workers for local compensations. (b) Configuration of DC-ASGD-a mentioned in [31] is for batch size 32 and each GPU is treated as a separate local worker. However, every local worker contains 4 GPUs in our experiments and we linearly increase the learning rate from 0.1 to 0.4, which may not be the optimal configuration. (4) DC-ASGD-a has the worst training speed (561.53 images/sec) because of its complex calculation operations. The introduced computation overhead deteriorates the performance improvement of SSD-SGD. This is also the reason why we come up with GLU instead of searching for the optimal configuration for DC-ASGD-a.

4.5 Speedup under Different Configurations

Fig. 6 shows the training speeds of baseline (SSGD), SSD-SGD with different delay steps, and linear scaling when training ResNet-50 with the number of parameter servers ranging from 1 to 4, the number of workers is 4.

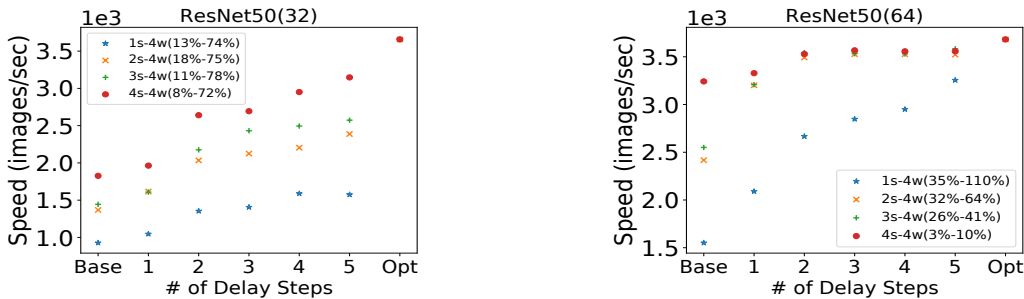


Figure 6: Training ResNet-50 model with batch size 32 and 64. The numbers in parentheses are SSD-SGD speedup percentages as compared with the baseline. *Base* means the baseline, *Opt* means the optimal linear scaling, 4S – 4W means we set 4 parameter servers and 4 workers.

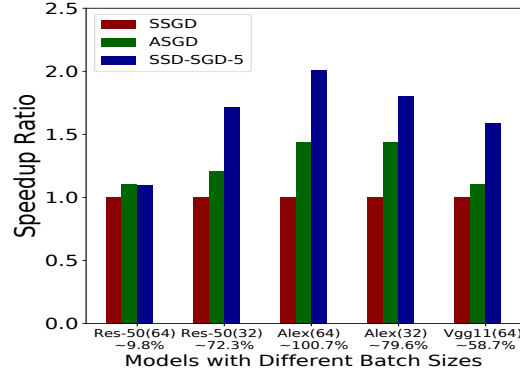


Figure 7: Training ResNet-50, AlexNet and VGG11 models. We normalized the training speed and numbers under x axis are SSD-SGD-5 speedup percentages as compared with the baseline (SSGD). Res-50(32) means the batch size is 32 per GPU when training ResNet-50.

We adjust the number of servers to adjust the communication overheads in the training process. From Fig. 6 we have the following observations: (1) SSD-SGD outperforms SSGD by 8%-78% across the 5 different delay steps when the batch size is 32, and speedup percentages do not vibrate obviously as the number of servers changes. The bottleneck for further performance improvement lies in the parameter server instead of the communication overhead. The decline in the number of parameter servers requires each server to process more *Push* and *Pull* requests per time unit, posing negative impacts on the training speed improvement. (2) SSD-SGD outperforms SSGD by 3%-110% for batch size 64, and the speedup percentages vibrate greatly as the parameter server number changes. For fixed training epochs, the communication overhead is reduced to half of the original when the batch size is doubled. Therefore, workload of parameter servers is halved by increasing the batch size to 64, which eases the bottleneck for further performance improvement. Speedup percentage for the $1s - 4w$ configuration is obviously increased when compared to batch size 32. (3) It takes 5 delay steps to achieve similar training speed to the optimal case for batch size 32 while only 2 delay steps for batch size 64 under the configuration $4s - 4w$, corresponding to 72% and 10% speedup respectively. The higher baseline of batch size 64 is attributed to the reduced overhead. (4) The optimal training speeds of batch size 32 and 64 are similar (3657.22 images/sec vs 3682.12 images/sec). We evaluate the training speed of a single machine (4 GPUs) under different batch sizes, and the training speed does not go up obviously when the batch size is increased to 32 per GPU. We attribute this to the limited computing power of GPU, which is close to the peak with batch size 32.

4.6 Speedup on Different Models

We also evaluate the speedups of SSD-SGD on communication intensive models like AlexNet and VGG11. Fig. 7 presents the normalized training speed of ResNet-50, AlexNet and VGG11 under SSGD, ASGD and SSD-SGD, and the training speed of SSGD is set to 1. The delay steps of SSD-SGD is 5 (SSD-SGD-5) and 4 parameter servers and 4 workers are involved.

Based on Fig. 7, we have the following observations: (1) Training speed of ASGD is slightly faster than SSD-SGD-5 only when training ResNet-50 with batch size 64 per GPU, and two reasons account for its faster speed. On the one hand, ResNet-50 is a computation intensive model and the communication overhead does not significantly slow down the training speed even when training with SSGD. On the other hand, the introduced local update overheads of SSD-SGD-5 imposes a negative influence on the training speed. (2) When training ResNet-50 with batch size 32, the communication overhead is doubled for each epoch. The training speed of ASGD deteriorates obviously because of the increased communication overhead, and SSD-SGD-5 obtains 72.3% speedup. (3) When training AlexNet with batch size 64, SSD-SGD-5 achieves 100.7% speedup. As a communication intensive model, the communication overhead of AlexNet makes the bottleneck and training speed can be accelerated greatly by overlapping most of the communication overhead. (4) SSD-SGD-5 gains 79.6% speedup when the batch size of AlexNet is reduced to 32. Because the halved computation overhead overlaps only part of the communication overhead under the same delay steps, leading to the lower speedup percentage. However, ResNet-50 experiences a different trend when the batch size is halved, and this results from its computation intensive feature. (5) SSD-SGD-5 achieves 58.7% speedup on VGG-11 model, which is lower than that on AlexNet. The lower speedup percentage results from the enormous communication overhead of VGG11, whose model size is more than twice that of AlexNet (532.10 MB vs 203.4MB).

This subsection evaluates the effectiveness of SSD-SGD on computation and communication intensive models, and it achieves obvious training speedup on both types of models (9.8%-100.7%). Besides, training speed of SSD-SGD-5 is much faster than that of ASGD in most instances.

5 Related Work

Prior studies on communication optimizations can be summarized from the following three terms:

Reducing Communication Times: Communication times can be reduced with larger batch size, and for fixed epochs, the communication cost will be reduced linearly as the number of communications decreases. Goyal et al. [9] firstly increase the batch size to 8K. You et al. [10] increase the batch size from 8K to 32K, and Peng Sun et al. [12] further increase the batch size to 64K, and so on [40, 41, 42, 11].

Reducing Communication Cost: The widely used method for reducing the communication cost for each iteration is cutting down the communication traffic. Gradient compression techniques like Terngrad [23], QSGD [24], GradiVeQ [25] and DGC [26] decrease the communication traffic significantly, while some tricks are needed to get rid of accuracy loss problem. BaiDu [20] and IBM [21] propose efficient all-reduce algorithms for communication, and Horovod [22] introduces the gradient fusion method in all-reduce algorithm to improve the bandwidth utilization. Additionally, communication overhead can be reduced with faster network fabrics [16, 17] and efficient network topologies [18, 19], too.

Overlap Computation and Communication: Apart from the works [31, 43, 44] that use delayed information for training to increase the overlap ratio, a better overlap can also be achieved via communication scheduling techniques. TicTac [14] and P3 [13] utilize the prioritization to guarantee near-optimal overlap of communication and computation. When compared to TicTac and P3, ByteScheduler [15] is a more general communication scheduler, which supports TensorFlow, MXNet, PyTorch without modifying their source code.

6 Conclusion and Future Work

SSD-SGD is an algorithm proposed for distributed DNN training acceleration via communication sparsification, which combines the merits of SSGD and ASGD. The core components of SSD-SGD are warm-up stage, steps delay stage and GLU algorithm. We implement SSD-SGD on MXNet framework and evaluate its performance using different models and datasets. Experimental results show that SSD-SGD can obtain similar or even better convergence accuracy than SSGD on models of low and high complexities, and it achieves up to 110% speedup in training speed.

As for the future work, we plan to evaluate SSD-SGD on larger computer clusters, where with the increasing number of workers, the delay will become more serious. Furthermore, we will try to improve the GLU algorithm to make better compensation for more serious delay situation.

References

- [1] E. Real, A. Aggarwal, Y. Huang, and Q. V. Le. Regularized evolution for image classifier architecture search. In *Proc. of AAAI*, pages 4780–4789, 2019.
- [2] J. Kim, M. El-Khamy, and J. Lee. Residual lstm: Design of a deep recurrent architecture for distant speech recognition. *arXiv preprint arXiv:1701.03360*, 2017.
- [3] A. Karpathy, J. Johnson, and Li F. Visualizing and understanding recurrent networks. *arXiv preprint arXiv:1506.02078*, 2015.
- [4] K. Hazelwood, S. Bird, D. Brooks, S. Chintala, U. Diril, D. Dzhulgakov, M. Fawzy, B. Jia, Y. Jia, A. Kalro, et al. Applied machine learning at facebook: A datacenter infrastructure perspective. In *Proc. of HPCA*, pages 620–629, 2018.
- [5] T. M. Chilimbi, Y. Suzue, J. Apacible, and K. Kalyanaraman. Project adam: Building an efficient and scalable deep learning training system. In *Proc. of USENIX OSDI*, pages 571–582, 2014.
- [6] Eric P., Q. Ho, W. Dai, J. K. Kim, J. Wei, S. Lee, X. Zheng, P. Xie, A. Kumar, and Y. Yu. Petuum: A new platform for distributed machine learning on big data. *IEEE Transactions on Big Data*, 1(2):49–67, 2015.
- [7] Q. Luo, J. He, Y. Zhuo, and X. Qian. Heterogeneity-aware asynchronous decentralized training. *Proc. of ASPLOS*, 2019.

- [8] H. Yu, R. Jin, and S. Yang. On the linear speedup analysis of communication efficient momentum sgd for distributed non-convex optimization. *Proc. of ICML*, 2019.
- [9] P. Goyal, P. Dollár, R. Girshick, P. Noordhuis, L. Wesolowski, A. Kyrola, A. Tulloch, Y. Jia, and K. He. Accurate, large minibatch sgd: training imagenet in 1 hour. *arXiv preprint arXiv:1706.02677*, 2017.
- [10] Y. You, I. Gitman, and B. Ginsburg. Large batch training of convolutional networks. *arXiv preprint arXiv:1708.03888*, 2017.
- [11] X. Jia, S. Song, W. He, Y. Wang, H. Rong, F. Zhou, L. Xie, Z. Guo, Y. Yang, L. Yu, et al. Highly scalable deep learning training system with mixed-precision: Training imagenet in four minutes. *arXiv preprint arXiv:1807.11205*, 2018.
- [12] P. Sun, W. Feng, R. Han, S. Yan, and Y. Wen. Optimizing network performance for distributed dnn training on gpu clusters: Imagenet/alexnet training in 1.5 minutes. *arXiv preprint arXiv:1902.06855*, 2019.
- [13] A. Jayarajan, J. Wei, G. Gibson, A. Fedorova, and G. Pekhimenko. Priority-based parameter propagation for distributed dnn training. *Proc. of SysML*, 2019.
- [14] S. H. Hashemi, S. A. Jyothis, and R. H. Campbell. Tictac: Accelerating distributed deep learning with communication scheduling. *Proc. of SysML*, 2018.
- [15] Y. Peng, Y. Zhu, Y. Chen, Y. Bao, B. Yi, C. Lan, C. and Wu, and C. Guo. A generic communication scheduler for distributed dnn training acceleration. In *Proc. of SOSIP*, pages 16–29, 2019.
- [16] Google Offers Glimpse of Third-Generation TPU Processor. <https://www.top500.org/news/google-offers-glimpse-of-third-generation-tpu-processor/>, 2018.
- [17] NVLink and NVSwitch. <https://www.nvidia.com/en-us/datacenter/nvlink/>.
- [18] S. Wang, D. Li, Y. Cheng, J. Geng, Y. Wang, S. Wang, S. Xia, and J. Wu. Bml: A high-performance, low-cost gradient synchronization algorithm for dml training. In *Proc. of Advances in Neural Information Processing Systems*, pages 4238–4248, 2018.
- [19] J. Dong, Z. Cao, T. Zhang, J. Ye, S. Wang, F. Feng, L. Zhao, X. Liu, L. Song, L. Peng, et al. Eflops: Algorithm and system co-design for a high performance distributed training platform. In *Proc. of HPCA*, pages 610–622, 2020.
- [20] Bringing HPC Techniques to Deep Learning. <http://andrew.gibiansky.com>, 2017.
- [21] M. Cho, U. Finkler, S. Kumar, D. Kung, V. Saxena, and D. Sreedhar. Powerai ddl. *arXiv preprint arXiv:1708.02188*, 2017.
- [22] A. Sergeev and M. D. Balso. Horovod: fast and easy distributed deep learning in tensorflow. *arXiv preprint arXiv:1802.05799*, 2018.
- [23] W. Wen, C. Xu, F. Yan, C. Wu, Y. Wang, Y. Chen, and H. Li. Terngrad: Ternary gradients to reduce communication in distributed deep learning. In *Proc. of Advances in Neural Information Processing Systems*, pages 1509–1519, 2017.
- [24] D. Alistarh, D. Grubic, J. Li, R. Tomioka, and M. Vojnovic. Qsgd: Communication-efficient sgd via gradient quantization and encoding. In *Proc. of Advances in Neural Information Processing Systems*, pages 1709–1720, 2017.
- [25] M. Yu, Z. Lin, K. Narra, S. Li, Y. Li, N. S. Kim, A. Schwing, M. Annavaram, and S. Avestimehr. Gradiveq: Vector quantization for bandwidth-efficient gradient aggregation in distributed cnn training. In *Proc. of Advances in Neural Information Processing Systems*, pages 5123–5133, 2018.
- [26] Y. Lin, S. Han, H. Mao, Y. Wang, and W. J. Dally. Deep gradient compression: Reducing the communication bandwidth for distributed training. *arXiv preprint arXiv:1712.01887*, 2017.
- [27] J. Wu, W. Huang, J. Huang, and T. Zhang. Error compensated quantized sgd and its applications to large-scale distributed optimization. *arXiv preprint arXiv:1806.08054*, 2018.
- [28] B. Recht, C. Re, S. Wright, and F. Niu. Hogwild: A lock-free approach to parallelizing stochastic gradient descent. In *Proc. of Advances in Neural Information Processing Systems*, pages 693–701, 2011.
- [29] S. Sra, A. W. Yu, M. Li, and A. Smola. Adadelay: Delay adaptive distributed stochastic optimization. In *Proc. of Artificial Intelligence and Statistics*, pages 957–965, 2016.
- [30] Z. Zhou, P. Mertikopoulos, N. Bambos, P. W. Glynn, Y. Ye, L. Li, and F. Li. Distributed asynchronous optimization with unbounded delays: How slow can you go? In *Proc. of ICML*, 2018.
- [31] S. Zheng, Q. Meng, T. Wang, W. Chen, N. Yu, Z. Ma, and T. Liu. Asynchronous stochastic gradient descent with delay compensation. In *Proc. of ICML*, pages 4120–4129, 2017.

- [32] J. Chen, X. Pan, R. Monga, S. Bengio, and R. Jozefowicz. Revisiting distributed synchronous sgd. *Proc. of ICLR Workshop*, 2016.
- [33] T. Chen, M. Li, Y. Li, M Lin, N. Wang, M. Wang, T. Xiao, B. Xu, C. Zhang, and Z. Zhang. Mxnet: A flexible and efficient machine learning library for heterogeneous distributed systems. *arXiv preprint arXiv:1512.01274*, 2015.
- [34] K. He, X. Zhang, S. Ren, and J. Sun. Deep residual learning for image recognition. In *Proc. of CVPR*, pages 770–778, 2016.
- [35] K. Simonyan and A. Zisserman. Very deep convolutional networks for large-scale image recognition. *arXiv preprint arXiv:1409.1556*, 2014.
- [36] A. Krizhevsky, I. Sutskever, and G. E. Hinton. Imagenet classification with deep convolutional neural networks. In *Proc. of Advances in Neural Information Processing Systems*, pages 1097–1105, 2012.
- [37] The CIFAR-10 dataset. <https://www.cs.toronto.edu/~kriz/cifar.html>, 2019.
- [38] J. Deng, W. Dong, R. Socher, L. Li, K. Li, and Li F. Imagenet: A large-scale hierarchical image database. In *Proc. of CVPR*, pages 248–255, 2009.
- [39] H. Zhang, Z. Zheng, S. Xu, W. Dai, Q. Ho, X. Liang, Z. Hu, J. Wei, P. Xie, and Eric P. Poseidon: An efficient communication architecture for distributed deep learning on gpu clusters. In *Proc. of USENIX ATC*, 2017.
- [40] S. L Smith, P. Kindermans, C. Ying, and Q. V. Le. Don’t decay the learning rate, increase the batch size. *arXiv preprint arXiv:1711.00489*, 2017.
- [41] V. Codreanu, D. Podareanu, and V. Saletore. Scale out for large minibatch sgd: Residual network training on imagenet-1k with improved accuracy and reduced time to train. *arXiv preprint arXiv:1711.04291*, 2017.
- [42] T. Akiba, S. Suzuki, and K. Fukuda. Extremely large minibatch sgd: training resnet-50 on imagenet in 15 minutes. *arXiv preprint arXiv:1711.04325*, 2017.
- [43] A. Agarwal and J. C. Duchi. Distributed delayed stochastic optimization. In *Proc. of Advances in Neural Information Processing Systems*, pages 873–881, 2011.
- [44] M. Assran, N. Loizou, N. Ballas, and M. Rabbat. Stochastic gradient push for distributed deep learning. *Proc. of ICML*, 2019.