

TWO GENERALIZATIONS OF THE BUTTERFLY THEOREM

TRAN QUANG HUNG AND LUIS GONZÁLEZ

ABSTRACT. We establish two direct extensions to the Butterfly Theorem on the cyclic quadrilateral along with the proofs using the projective method and analytic geometry of the Cartesian coordinate system.

1. INTRODUCTION

We repeat the Butterfly Theorem expressed with the chord of the circle; see [3, 4, 5, 6, 7, 8]. This is an interesting and important theorem of plane Euclidean geometry. This classic theorem also has a lot of solutions; see [3, 4, 5, 6, 8]. Previously, the first author of this article also contributed a new proof to this theorem in [14].

Theorem 1 (Butterfly Theorem). *Let M be the midpoint of a chord AB of a circle ω , through M two other chords CD and EF of ω are drawn. If C and F are on opposite sides of AB , and CF , DE intersect AB at G and H respectively, then M is also the midpoint of GH .*

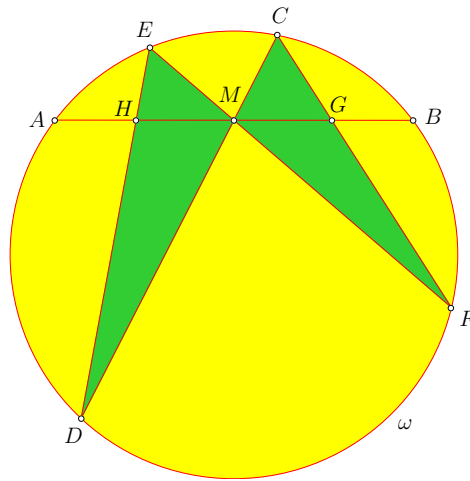


FIGURE 1. Butterfly Theorem for chord of circle

If O is the center of ω , the condition M is the midpoint of AB and can be changed into AB is perpendicular to OM . Based on this property we may have a different version of Butterfly Theorem as follows

2010 *Mathematics Subject Classification.* 51M04, 51N20.

Key words and phrases. Butterfly Theorem, quadrilateral, midpoint.

Theorem 2 (Butterfly Theorem for cyclic quadrilateral). *Let $ABCD$ be a quadrilateral inscribed in circle ω . Let O be the center of ω . Diagonals AC and BD meet at P . Perpendicular line from P to OP meets the side line AB and CD at Q and R , respectively. Then, P is the midpoint of QR .*

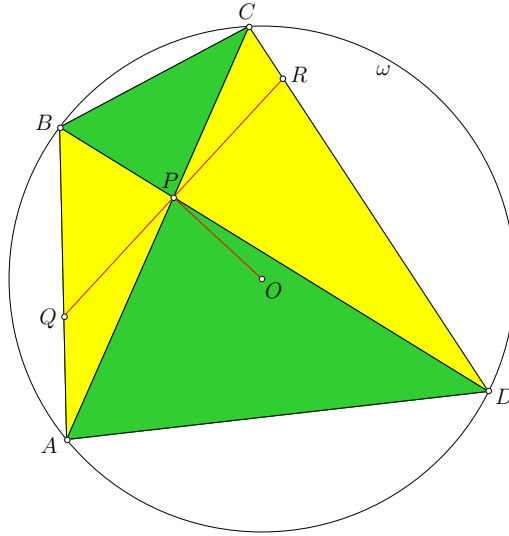


FIGURE 2. Butterfly Theorem for cyclic quadrilateral

The Butterfly Theorem has a lot of extensions and generalizations, see [8, 9, 15, 16, 17, 18]. In this paper, we shall generalize the Theorem 2 by replacing the cyclic quadrilateral into any quadrilateral. We shall have two generalizations of Theorem 2 by this way. Where the quadrilateral is cyclic, we obtain Theorem 2. We also refer to the name as well as the properties of Quadrangle, Quadrilateral, and Quadrigon in [10, 11].

Theorem 3 (The first generalization of Butterfly Theorem). *Let $ABCD$ be an arbitrary quadrilateral. Diagonals AC and BD meet at P . Let $O_a, O_b, O_c,$ and O_d be the circumcenters of the triangles $BCD, CDA, DAB,$ and $ABC,$ respectively. Let M and N be the midpoints of segments O_aO_c and $O_bO_d,$ respectively. The perpendicular lines from P to MN meets lines AB and CD at Q and $R,$ respectively. Then, P is the midpoint of QR .*

Theorem 4 (The second generalization of Butterfly Theorem). *Let $ABCD$ be an arbitrary quadrilateral. Diagonals AC and BD meet at P . Perpendicular bisectors of two segments AC and BD meet at X . Perpendicular bisectors of two segments AB and CD meet at Y . Perpendicular bisectors of two segments AD and BC meet at Z . Construct a parallelogram $XYWZ$. Perpendicular line to PW passes through P which meets the sides AD and BC at Q and $R,$ respectively. Then, P is the midpoint of QR .*

We give two proofs to both Theorem 3 and Theorem 4. One of which is an elegant proof using projective geometry. For the remaining solutions, we use analytic

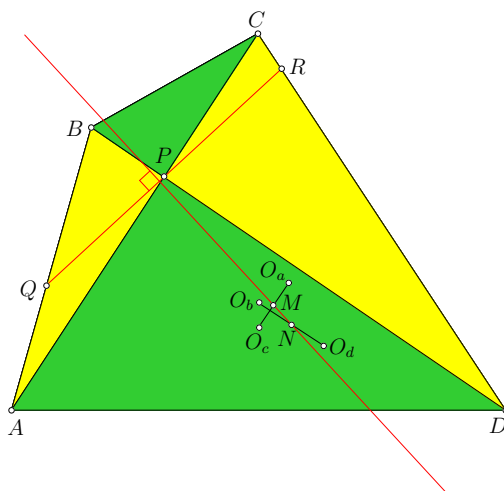


FIGURE 3. The first generalization of Butterfly Theorem

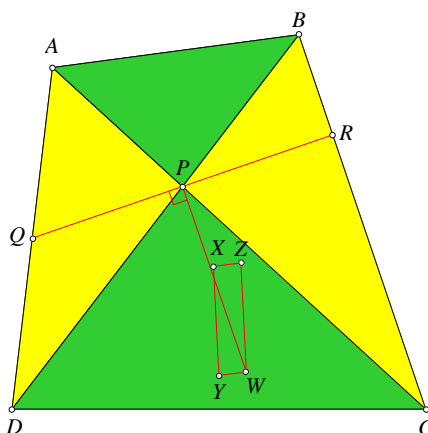


FIGURE 4. The second generalization of Butterfly Theorem

geometry of the Cartesian coordinate system, if we have chosen the appropriate coordinate system, then we prove both theorems by other concise numerical methods. Obviously, the selection of the appropriate axis system is also a very interesting illustration showing the power of using the Cartesian coordinate system in proving complex geometrical theorems without using powerful tools of the number. The idea of René Descartes in coordinate geometry is really very great; see [1, 2].

2. PROOFS OF THEOREMS

For the first proof of Theorem 3, we shall use the following lemmas

Lemma 1 (AMM Problem 12147 [6]). *ABCD is an arbitrary quadrilateral. Perpendicular bisectors of AB, CD meet at X and the perpendicular bisectors of BC, DA meet at Y. Then XY is perpendicular to the Newton line of ABCD.*

Lemma 2. *Let ABCD and PQRS be two quadrilaterals in the plane such that $PQ \perp AB$, $QR \perp BC$, $RS \perp CD$, $SP \perp DA$, $PR \perp BD$, $SQ \perp AC$, and $PR \perp BD$. Let J be the intersection point of lines PQ and RS. Let K be the intersection point of lines QR and SP. Then, JK is perpendicular to the Newton line of ABCD.*

The first proof of Theorem 3. Let $F \equiv BC \cap DA$ and $G \equiv CD \cap AB$. Since $AB \perp O_c O_d$, $BC \perp O_d O_a$, $CD \perp O_a O_b$, $DA \perp O_b O_c$, $BD \perp O_a O_c$, and $AC \perp O_b O_d$ then using Lemma 2 on quadrilateral $O_a O_b O_c O_d$, we get that GF is perpendicular to its Newton line MN so that $QR \parallel FG$. Since $F(P, A; B, G) = F(P, R; Q, G) = -1$ and $QR \parallel FG$, it follows that P is midpoint of QR (following the properties of harmonic pencil in [5]). We complete the solution. \square

We shall use the Cartesian coordinate system for the second proof of Theorem 3.

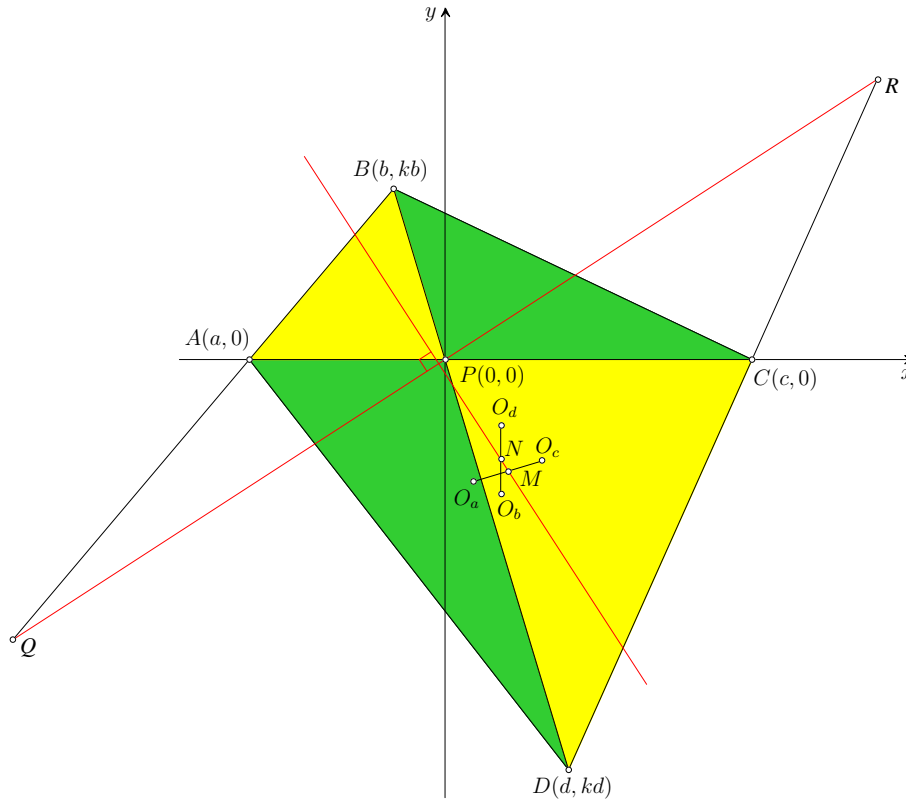


FIGURE 5. The second proof of Theorem 3 using Cartesian coordinate system

The second proof of Theorem 3. Choosing Cartesian coordinate system such that $P(0, 0)$, $A(a, 0)$, $B(b, kb)$, $C(c, 0)$, and $D(d, kd)$, it is easily seen that P is intersection of two diagonals AC and BD . We now compute the coordinates of some points.

Circumcenter O_a of triangle BCD is intersection of perpendicular bisector of BC , BD

$$(1) \quad O_a = \left(\frac{bdk^2 + bd + c^2}{2c}, \frac{bck^2 + bc - bdk^2 - bd - c^2 + cdk^2 + cd}{2ck} \right).$$

Circumcenter O_b of triangle CDA is intersection of perpendicular bisector of CD , CA

$$(2) \quad O_b = \left(\frac{a + c}{2}, \frac{ac - ad - cd + d^2k^2 + d^2}{2dk} \right).$$

Circumcenter O_c of triangle DAB is intersection of perpendicular bisector of DA , DB

$$(3) \quad O_c = \left(\frac{a^2 + bdk^2 + bd}{2a}, \frac{-a^2 + abk^2 + ab + adk^2 + ad - bdk^2 - bd}{2ak} \right).$$

Circumcenter O_d of triangle ABC is intersection of perpendicular bisector of AB , AC

$$(4) \quad O_d = \left(\frac{a + c}{2}, \frac{-ab + ac + b^2k^2 + b^2 - bc}{2bk} \right).$$

From (1), (2), (3), and (4), midpoints M and N of O_aO_c and O_bO_d , respectively, have the coordinates

$$(5) \quad M = \left(\frac{a^2c + abdk^2 + abd + ac^2 + bcdk^2 + bcd}{4ac}, \frac{-a^2c + 2abck^2 + 2abc - abdk^2 - abd}{4ack} \right),$$

$$(6) \quad N = \left(\frac{a + c}{2}, \frac{abc - 2abd + acd + b^2dk^2 + b^2d - 2bcd + bd^2k^2 + bd^2}{4bdk} \right).$$

From (5) and (6), the perpendicular from $P(0, 0)$ to line MN has equation

$$(7) \quad y = \frac{-abdk - bcdk}{abc - abd + acd - bcd}x.$$

Lines BC and AD have equation

$$(8) \quad (AB) : y = ab \frac{k}{a-b} - bk \frac{x}{a-b}.$$

$$(9) \quad (CD) : y = cd \frac{k}{c-d} - dk \frac{x}{c-d}.$$

From (7), (8), and (9), we obtain the intersection Q and R of the perpendicular from P to line MN with the lines AB and CD , respectively, have the coordinates

$$(10) \quad Q = \left(\frac{-abc + abd - acd + bcd}{ad - bc}, \frac{abdk + bcdk}{ad - bc} \right),$$

$$(11) \quad R = \left(\frac{abc - abd + acd - bcd}{ad - bc}, \frac{-abdk - bcdk}{ad - bc} \right).$$

Finally, from (10) and (11), we easily check P is the midpoint of QR . This completes the second proof. \square

Using the Cartesian coordinate system again, we give proof of Theorem 4.

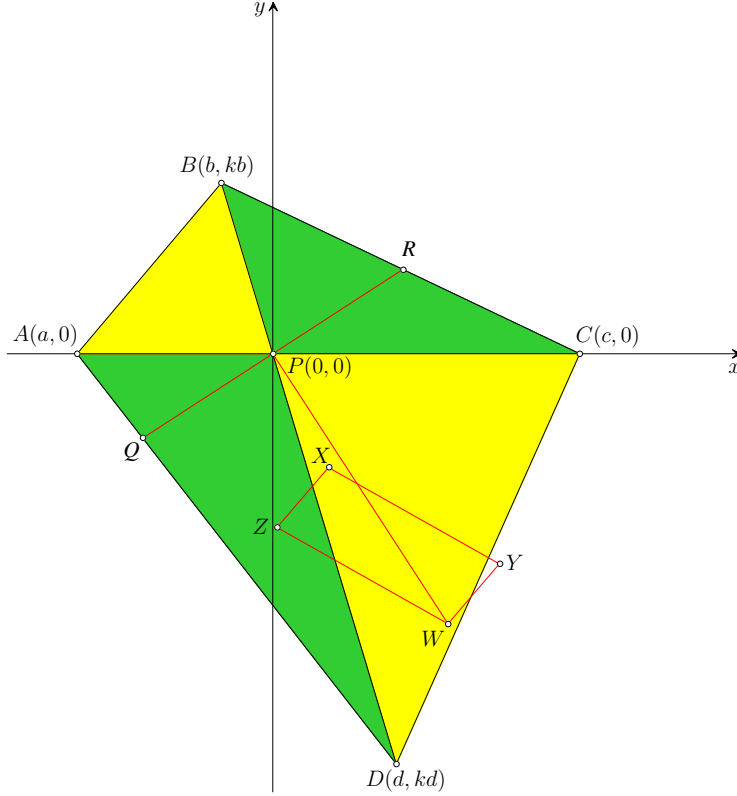


FIGURE 6. Proof of Theorem 4 using Cartesian coordinate system

The first proof of Theorem 4. Choosing the Cartesian coordinate system such that $P(0, 0)$, $A(a, 0)$, $B(b, kb)$, $C(c, 0)$, and $D(d, kd)$, we easily seen P is intersection of two diagonals AC and BD . We now compute the coordinates of some points.

Perpendicular bisectors of AC and BD meet at X which has coordinates

$$(12) \quad X = \left(\frac{a+c}{2}, \frac{-a+bk^2+b-c+dk^2+d}{2k} \right).$$

Perpendicular bisectors of AB and CD meet at Y which has coordinates

$$(13) \quad Y = \left(\frac{a^2d - b^2dk^2 - b^2d - bc^2 + bd^2k^2 + bd^2}{2ad - 2bc}, \frac{a^2c - a^2d - ac^2 + ad^2k^2 + ad^2 - b^2ck^2 - b^2c + b^2dk^2 + b^2d + bc^2 - bd^2k^2 - bd^2}{2adk - 2bck} \right).$$

Perpendicular bisectors of AD and BC meet at Z which has coordinates

$$(14) \quad Z = \left(\frac{a^2b + b^2dk^2 + b^2d - bd^2k^2 - bd^2 - c^2d}{2ab - 2cd}, \frac{-a^2b + a^2c + ab^2k^2 + ab^2 - ac^2 - b^2dk^2}{2abk - 2cdk} \right).$$

From (12), (13), and (14), the vertex W of parallelogram $XYWZ$ has coordinates

$$(15) \quad W = (f(a, b, c, d, k), g(a, b, c, d, k))$$

where

$$(16) \quad f(a, b, c, d, k) = \frac{a^3bd - a^2bcd - ab^3dk^2 - ab^3d + 2ab^2d^2k^2 + 2ab^2d^2 - abc^2d - abd^3k^2 - abd^3 - b^3cdk^2 - b^3cd + 2b^2cd^2k^2 + 2b^2cd^2 + bc^3d - bcd^3k^2 - bcd^3}{2a^2bd - 2ab^2c - 2acd^2 + 2bc^2d},$$

and

$$(17) \quad g(a, b, c, d, k) = \frac{a^3bc - a^3bd + a^3cd - 2a^2bc^2 + a^2bcd - 2a^2c^2d - ab^3ck^2 - ab^3c + ab^3dk^2 + ab^3d + ab^2cdk^2 + ab^2cd - 2ab^2d^2k^2 - 2ab^2d^2 + abc^3 + abc^2d + abcd^2k^2 + abcd^2 + abd^3k^2 + abd^3 + ac^3d - acd^3k^2 - acd^3 + b^3cdk^2 + b^3cd - 2b^2cd^2k^2 - 2b^2cd^2 - bc^3d + bcd^3k^2 + bcd^3}{2a^2bdk - 2ab^2ck - 2acd^2k + 2bc^2dk}.$$

From (15), (16), and (17), we get equation of perpendicular line from P to line PW as follows

$$(18) \quad y = \frac{-abdk - bcdk}{abc - abd + acd - bcd}x.$$

Thus intersection points of this line with lines AD and BC have coordinates

$$(19) \quad Q = \left(\frac{-abc + abd - acd + bcd}{ab - cd}, \frac{abdk + bcdk}{ab - cd} \right)$$

and

$$(20) \quad R = \left(\frac{abc - abd + acd - bcd}{ab - cd}, \frac{-abdk - bcdk}{ab - cd} \right).$$

From (19) and (20), we easily check P is the midpoint of QR . This completes the proof. \square

The second proof of Theorem 4 is based on the idea of the first proof of Theorem 3. We need a lemma

Lemma 3. *Let $ABCD$ be an arbitrary quadrilateral. Diagonals AC and BD meet at P . Let $O_a, O_b, O_c,$ and O_d be the circumcenters of the triangles $BCD, CDA, DAB,$ and $ABC,$ respectively. Let M and N be the midpoints of diagonals AC and $BD,$ respectively. Then, the circles with diameters $O_aO_c, O_bO_d,$ and the circum-circle of triangle PMN are coaxial.*

Proof. Like the second proof of Theorem 3, we choose Cartesian coordinate system such that $P(0,0), A(a,0), B(b,kb), C(c,0),$ and $D(d,kd),$ we easily seen $P(0,0)$ is intersection of two diagonals AC and $BD,$ and midpoints $M\left(\frac{a+c}{2}, 0\right)$ and $N\left(\frac{b+d}{2}, k\frac{b+d}{2}\right).$ We now compute the coordinates of some points.

Circumcenter O_a of triangle BCD is intersection of perpendicular bisector of BC , BD

$$(21) \quad O_a = \left(\frac{bdk^2 + bd + c^2}{2c}, \frac{bck^2 + bc - bdk^2 - bd - c^2 + cdk^2 + cd}{2ck} \right).$$

Circumcenter O_b of triangle CDA is intersection of perpendicular bisector of CD , CA

$$(22) \quad O_b = \left(\frac{a + c}{2}, \frac{ac - ad - cd + d^2k^2 + d^2}{2dk} \right).$$

Circumcenter O_c of triangle DAB is intersection of perpendicular bisector of DA , DB

$$(23) \quad O_c = \left(\frac{a^2 + bdk^2 + bd}{2a}, \frac{-a^2 + abk^2 + ab + adk^2 + ad - bdk^2 - bd}{2ak} \right).$$

Circumcenter O_d of triangle ABC is intersection of perpendicular bisector of AB , AC

$$(24) \quad O_d = \left(\frac{a + c}{2}, \frac{-ab + ac + b^2k^2 + b^2 - bc}{2bk} \right).$$

From this, note that power of point W with respect to circle diameter XY is the dot product

$$\mathcal{P}_{W/(XY)} = \overrightarrow{WX} \cdot \overrightarrow{WY}.$$

Using (21), (22), (23), and (24), we have the ratio of powers

$$(25) \quad \frac{\mathcal{P}_{P/(O_aO_c)}}{\mathcal{P}_{P/(O_bO_d)}} = \frac{\overrightarrow{PO_a} \cdot \overrightarrow{PO_c}}{\overrightarrow{PO_b} \cdot \overrightarrow{PO_d}} = \frac{(k^2 + 1)bd}{ac}$$

$$(26) \quad \frac{\mathcal{P}_{M/(O_aO_c)}}{\mathcal{P}_{M/(O_bO_d)}} = \frac{\overrightarrow{MO_a} \cdot \overrightarrow{MO_c}}{\overrightarrow{MO_b} \cdot \overrightarrow{MO_d}} = \frac{(k^2 + 1)bd}{ac}$$

$$(27) \quad \frac{\mathcal{P}_{N/(O_aO_c)}}{\mathcal{P}_{N/(O_bO_d)}} = \frac{\overrightarrow{NO_a} \cdot \overrightarrow{NO_c}}{\overrightarrow{NO_b} \cdot \overrightarrow{NO_d}} = \frac{(k^2 + 1)bd}{ac}.$$

Therefore,

$$(28) \quad \frac{\overrightarrow{PO_a} \cdot \overrightarrow{PO_c}}{\overrightarrow{PO_b} \cdot \overrightarrow{PO_d}} = \frac{\overrightarrow{MO_a} \cdot \overrightarrow{MO_c}}{\overrightarrow{MO_b} \cdot \overrightarrow{MO_d}} = \frac{\overrightarrow{NO_a} \cdot \overrightarrow{NO_c}}{\overrightarrow{NO_b} \cdot \overrightarrow{NO_d}} = \frac{(k^2 + 1)bd}{ac} = \frac{\overrightarrow{PB} \cdot \overrightarrow{PD}}{\overrightarrow{PA} \cdot \overrightarrow{PC}}.$$

By property of ratio powers, we have the circles with diameters O_aO_c , O_bO_d , and the circumcircle of triangle PMN are coaxial. This completes the proof. \square

Second proof of Theorem 4. Letting $U \equiv AD \cap BC$ and $V \equiv AB \cap CD$. In order to prove that P is midpoint of QR , we need to prove $QR \parallel UV$ (using harmonic pencil as in the first proof of Theorem 3) or in other words $PW \perp UV$. By homothety with center X and factor $\frac{1}{2}$, this is equivalent to prove that the line joining the midpoints P' and K' of XP and XK is perpendicular to UV . From Lemma 3, we deduce that K' falls on the Newton line of $O_AO_BO_CO_C$ and from Lemma 3, we know this Newton line is perpendicular to UV from Lemma 2, which completes the proof. \square

Acknowledgements. We thank Chris van Tienhoven and his associates in [10, 11] for providing us with valuable knowledge about Quadrangle, Quadrilateral, and Quadrigon and how to categorize them.

We thank open math software Geogebra Geometry [19] and Sage Notebook [20] for drawing and transforming algebraic expressions.

REFERENCES

- [1] René Descartes, Discourse de la Méthode (Leiden, Netherlands): Jan Maire, 1637, appended book: La Géométrie, book one, p. 299.
- [2] Sorell, T.: *Descartes: A Very Short Introduction* (2000). New York: Oxford University Press. p. 19.
- [3] Coxeter, H. S. M. and Greitzer, S. L.: *Geometry Revisited*, Washington, DC: Math. Assoc. Amer., 1967., p. 53.
- [4] Johnson, R. A.: *Modern Geometry: An Elementary Treatise on the Geometry of the Triangle and the Circle*, Boston, MA: Houghton Mifflin, 1929., p. 172.
- [5] Coxeter, H. S. M.: *Projective geometry*, Blaisdell, New York, 1964., p. 78.
- [6] Coxeter, H. S. M.: *Non-Euclidean Geometry*, University of Toronto Press, 1942., p. 29.
- [7] Weisstein, E. W.: Butterfly Theorem, from *MathWorld—A Wolfram Web Resource*, <https://mathworld.wolfram.com/ButterflyTheorem.html>.
- [8] Bogomolny, A.: The Butterfly Theorem, Interactive Mathematics Miscellany and Puzzles, <https://www.cut-the-knot.org/pythagoras/Butterfly.shtml>.
- [9] Bogomolny, A.: A Better Butterfly Theorem, Interactive Mathematics Miscellany and Puzzles, <https://www.cut-the-knot.org/pythagoras/BetterButterfly.shtml>.
- [10] Tienhoven, C. V.: Encyclopedia of Quadri-Figures, <https://chrisvantienvhoven.nl/mathematics/encyclopedia>.
- [11] Quadri Figures Group, <https://groups.io/g/Quadri-Figures-Group>.
- [12] Euclidean Geometry Group, <https://groups.io/g/euclid>.
- [13] Tran, Q. H. and González, L.: Problem 12147, *Amer. Math. Monthly*, **126:10**(2019) p. 946.
- [14] Tran, Q. H.: Another synthetic proof of the butterfly theorem using the midline in triangle, *Forum. Geom.*, **16**(2016), p. 345–346.
- [15] Klamkin, M. S.: An extension of the butterfly theorem, *Math. Mag.*, **38**(1965), p. 206–208.
- [16] Sledge, J.: A generalization of the butterfly theorem, *J. of Undergraduate Math.*, **5**(1973), p. 3–4.
- [17] Volenec, V.: A generalization of the butterfly theorem, *Math. Commun.*, **5**(2000), p. 157–160.
- [18] Sliepcević, A.: A New Generalization of the Butterfly Theorem, *J. Geom. Graph.*, **6**(2002), p. 61–68.
- [19] Geogebra Geometry, <https://www.geogebra.org/geometry>.
- [20] Sage Notebook v6.10, <http://sagemath.org>.

HIGH SCHOOL FOR GIFTED STUDENTS, HANOI, VIETNAM
 Email address: tranquanghung@hus.edu.vn

ENGINEER AT HOUSTON, TEXAS
 Email address: luis240985@gmail.com