

# Scalable controllability analysis of structured networks

J. Jia, B. M. Shali, H. J. van Waarde, M. K. Camlibel, *Member, IEEE*, and H. L. Trentelman, *Fellow, IEEE*

**Abstract**—This paper deals with strong structural controllability of structured networks. A structured network is a family of structured systems (called node systems) that are interconnected by means of a structured interconnection law. The node systems and their structured interconnection law are given by pattern matrices. It is shown that a structured network is strongly structurally controllable if and only if an associated structured system is. This structured system will in general have a very large state space dimension, and therefore existing tests for verifying strong structural controllability are not tractable. The main result of this paper circumvents this problem. We show that controllability can be tested by replacing the original network by a new network in which all original node systems have been replaced by (auxiliary) node systems with state space dimensions either 1 or 2. Hence, controllability of the original network can be verified by testing controllability of a structured system with state space dimension at most twice the number of node systems, regardless of the state space dimensions of the original node systems.

## I. INTRODUCTION

This paper deals with strong structural controllability of interconnections of structured systems. The starting point is a collection of linear structured input-state-output systems, called the *node systems*. These are systems in which the system matrices are not given by matrices with real entries, but, instead, by so-called pattern matrices. These pattern matrices indicate which entries in the system matrices are equal to zero, which are arbitrary nonzero, and which are completely arbitrary (zero or nonzero). In addition, a structured interconnection topology is given, also in terms of pattern matrices. Such structured interconnection topologies enable us to make a distinction between links that are certainly present, and links that might be present or not. By formally interconnecting the node systems through their inputs and outputs as prescribed by the structured interconnection topology, and at the same time specifying a new external control input, we obtain a new (high dimensional) structured system. This system will be called a *structured network*. In this paper we will deal with finding conditions on the interplay between the node systems and interconnection topology such that this structured network is strongly structurally controllable. This means that for all

particular choices of node systems with the given structure, and all particular choices of the interconnection topology, the resulting interconnection is controllable in the classical sense.

The problem of finding conditions for controllability of interconnected systems has been studied before, mainly in the context of (non-structured) node systems and interconnection topologies represented by real matrices. Here, we refer to early work by Gilbert [1] dealing with controllability of systems in parallel, series and feedback interconnections, and related work by Callier and Nahum [2]. More recent references on controllability of networked system are the work of Fuhrmann and Helmke [3] and Hara et al. [4]. We also refer to [5] and [6]–[10]. While these references all deal with interconnections of systems represented by numerical matrices, in the present paper we deal with controllability of structured interconnections of structured systems. Up to now, the major part of related work has been done for the special case that all node systems are single integrators. Structured interconnections of such single integrators can be considered as structured systems themselves, with the system matrices given by pattern matrices. Structural controllability of such systems has been studied extensively in [11] and, e.g., [12]–[18]. Different concepts of pattern matrices exist. Traditionally they have been defined as matrices with two kinds of entries, namely either 0 or a (zero or nonzero) indeterminate, see [11], [19]–[21] and the references therein. More recently, in [22] and [13], a more general kind of pattern matrices has been introduced, allowing three kinds of entries, namely 0, a nonzero indeterminate, and an indeterminate that can be either zero or nonzero. It is this latter concept of pattern matrix that will be used in this paper.

A structured system is called *weakly (strongly) structurally controllable* if for almost all (for all) possible choices of values of the indeterminate parameters, the corresponding (numerical) linear systems are controllable. Conditions for weak and strong structural controllability have been provided entirely in terms of the graph associated with the structured interconnection, using concepts like cactus graphs [19], maximal matchings [11], constrained matchings [17], zero forcing sets [12], [18] and color change rules [13].

As outlined earlier in this introduction, in the present paper we will study structural controllability of structured networks in which the node systems are structured systems themselves (in contrast to single integrators). Related work, albeit on *weak* structural controllability of structured networks, can be found in e.g., [8], [23], [24]. In this paper, instead, we will study *strong* structural controllability of structured networks.

Since networks may in general consist of a large number of node systems, with each of these having a possibly large state

J. Jia is with the Key Laboratory of Advanced Process Control for Light Industry (Ministry of Education), Jiangnan University, Wuxi 214122, China; Email: jiajiajia0218@163.com.

B. M. Shali, H. J. van Waarde, M. K. Camlibel and H. L. Trentelman are with the Bernoulli Institute for Mathematics, Computer Science and Artificial Intelligence, University of Groningen, The Netherlands; Email: b.m.shali@rug.nl, h.j.van.waarde@rug.nl, m.k.camlibel@rug.nl, h.l.trentelman@rug.nl.

This work is partially supported by Jiangsu Provincial Natural Science Foundation of China (BK20201340), China Postdoctoral Science Foundation (2018M642160) and the 111 Project (B12018).

space dimension themselves, the global network dimension may become prohibitively large. Therefore, it is important to establish so-called *scalable* methods to determine whether a structured network is controllable. In the present paper we will indeed develop a test for controllability of structured networks in which the complexity is independent of the state space dimensions of the node systems.

The main contributions of this paper are the following.

- 1) We show that a given structured network is (strongly structurally) controllable if and only if an associated structured system is. In principle, this result makes it possible to apply existing tests as cited above to check controllability of structured networks.
- 2) In order to reduce the complexity of the previous tests, we show that controllability of a given structured network can be tested by replacing the original network by a new network in which all node systems have been replaced by (auxiliary) standard node systems with state space dimension either 1 or 2. This means that controllability of any network can be checked by testing controllability of a structured system of state space dimension at most twice the number of node systems, regardless of the dimensions of the original node systems.
- 3) In order to perform the above reduction step, we introduce a graph theoretic test (in terms of a color change procedure) to determine by which auxiliary first or second order standard node system any of the original node systems should be replaced.

The outline of this paper is as follows. In Section II, we introduce some notation, and review basic material on pattern matrices. In Section III, we explain what we mean by a structured network and formulate the main problem that will be considered in this paper. We also present an example of a structured network, which will be a running example throughout the paper. In Section IV, we first review addition and multiplication of pattern matrices. Next, we show that controllability of a structured network with node systems from a particular class of single-input single-output systems can be rephrased as controllability of an ordinary structured system. Section V is the key section of this paper. It is shown that controllability of a structured network is equivalent to controllability of a new network in which all original node systems have been replaced by new node systems from a finite set of standard node systems with state space dimension either 1 or 2. In Section VI, we establish a graph theoretic tool for determining which one of the standard node systems should replace a given original node system. Finally, in Section VII, we formulate our conclusions. All proofs in this paper have been deferred to the Appendix.

## II. PRELIMINARIES

Given a set of matrices  $\{A_1, \dots, A_n\}$ , we denote

$$\text{diag}(A_1, \dots, A_n) = \begin{bmatrix} A_1 & \cdots & 0 \\ \vdots & \ddots & \vdots \\ 0 & \cdots & A_n \end{bmatrix}.$$

In addition, if these matrices have the same column dimensions, we denote

$$\text{col}(A_1, \dots, A_n) = \begin{bmatrix} A_1 \\ \vdots \\ A_n \end{bmatrix}.$$

An important role in this paper is played by *pattern matrices*. These are matrices with entries in the set of symbols  $\{0, *, ?\}$ . The set of all  $p \times q$  pattern matrices is denoted by  $\{0, *, ?\}^{p \times q}$ . For a given pattern matrix  $\mathcal{M} \in \{0, *, ?\}^{p \times q}$ , we define the *pattern class* of  $\mathcal{M}$  as the subset of  $\mathbb{R}^{p \times q}$  given by

$$\mathcal{P}(\mathcal{M}) = \{M \in \mathbb{R}^{p \times q} \mid M_{ij} = 0 \text{ if } \mathcal{M}_{ij} = 0, \\ M_{ij} \neq 0 \text{ if } \mathcal{M}_{ij} = *\}.$$

This means that for a given matrix  $M \in \mathcal{P}(\mathcal{M})$ , the entry  $M_{ij}$  has the real value 0 if  $\mathcal{M}_{ij} = 0$ , is a nonzero real number if  $\mathcal{M}_{ij} = *$ , and is an arbitrary real number if  $\mathcal{M}_{ij} = ?$ . A pattern matrix  $\mathcal{M} \in \{0, *, ?\}^{p \times q}$  with  $p \leq q$  is said to have *full row rank* if  $M$  has full row rank for every  $M \in \mathcal{P}(\mathcal{M})$ .

## III. STRUCTURED NETWORKS

We will now first review the concept of structured system. Subsequently, we will define what we mean by a structured network. For given pattern matrices  $\mathcal{A}$ ,  $\mathcal{B}$  and  $\mathcal{C}$  of dimensions  $n \times n$ ,  $n \times m$  and  $p \times n$  respectively, we define the *structured system* associated with these pattern matrices as the family of linear time-invariant systems

$$\dot{x} = Ax + Bu, \quad (1)$$

$$y = Cx, \quad (2)$$

where  $A \in \mathcal{P}(\mathcal{A})$ ,  $B \in \mathcal{P}(\mathcal{B})$  and  $C \in \mathcal{P}(\mathcal{C})$ . This structured system will be denoted by  $(\mathcal{A}, \mathcal{B}, \mathcal{C})$ . Similarly, the family of systems (1) is denoted by  $(\mathcal{A}, \mathcal{B})$ . We will say that  $(\mathcal{A}, \mathcal{B})$  is *strongly structurally controllable* (or simply, controllable) if (1) is controllable for all  $A \in \mathcal{P}(\mathcal{A})$  and  $B \in \mathcal{P}(\mathcal{B})$ .

In this paper, we will study *structured networks*. Such a network is a family of structured systems that are interconnected by means of a structured interconnection law. More specifically, assume that for  $k = 1, 2, \dots, N$  we have structured systems  $(\mathcal{A}_k, \mathcal{B}_k, \mathcal{C}_k)$ , where  $\mathcal{A}_k$  has dimensions  $n_k \times n_k$ ,  $\mathcal{B}_k$  is  $n_k \times r_k$ , and  $\mathcal{C}_k$  is  $p_k \times n_k$ . This will be called the *structured node system* at node  $k$ . Define  $r := \sum_{k=1}^N r_k$  and  $p := \sum_{k=1}^N p_k$ . Next, a *structured interconnection law* is given by an  $r \times p$  block pattern matrix

$$\mathcal{W} = \begin{bmatrix} \mathcal{W}_{11} & \cdots & \mathcal{W}_{1N} \\ \vdots & \ddots & \vdots \\ \mathcal{W}_{N1} & \cdots & \mathcal{W}_{NN} \end{bmatrix} \quad (3)$$

and an  $r \times m$  block pattern matrix

$$\mathcal{H} = \begin{bmatrix} \mathcal{H}_1 \\ \vdots \\ \mathcal{H}_N \end{bmatrix}. \quad (4)$$

The corresponding structured network is now defined as the family of networks obtained by interconnecting  $N$  node systems

$$\begin{aligned} \dot{x}_k &= A_k x_k + B_k v_k, \\ y_k &= C_k x_k, \end{aligned} \quad (5)$$

with  $(A_k, B_k, C_k) \in \mathcal{P}(\mathcal{A}_k) \times \mathcal{P}(\mathcal{B}_k) \times \mathcal{P}(\mathcal{C}_k)$ , using an interconnection law

$$v_k = \sum_{j=1}^N W_{kj} y_j + H_k u, \quad (6)$$

with  $W_{kj} \in \mathcal{P}(\mathcal{W}_{kj})$  and  $H_k \in \mathcal{P}(\mathcal{H}_k)$ . The new variable  $u$  is an external control input taking its values in  $\mathbb{R}^m$ . By introducing the block diagonal matrices

$$\begin{aligned} A &= \text{diag}(A_1, \dots, A_N), \\ B &= \text{diag}(B_1, \dots, B_N), \\ C &= \text{diag}(C_1, \dots, C_N), \end{aligned} \quad (7)$$

the interconnection of (5) and (6) can be represented compactly as

$$\dot{x} = (A + BWC)x + BH u. \quad (8)$$

Here,  $x = \text{col}(x_1, \dots, x_N)$  denotes the vector obtained by stacking the states of all node systems. Obviously,  $x \in \mathbb{R}^n$  with  $n := \sum_{k=1}^N n_k$ .

Now introduce the block pattern matrices

$$\begin{aligned} A &= \text{diag}(\mathcal{A}_1, \dots, \mathcal{A}_N), \\ B &= \text{diag}(\mathcal{B}_1, \dots, \mathcal{B}_N), \\ C &= \text{diag}(\mathcal{C}_1, \dots, \mathcal{C}_N). \end{aligned} \quad (9)$$

It is then clear that our structured network consists of all systems (8), where  $A \in \mathcal{P}(\mathcal{A})$ ,  $B \in \mathcal{P}(\mathcal{B})$ ,  $C \in \mathcal{P}(\mathcal{C})$ ,  $W \in \mathcal{P}(\mathcal{W})$  and  $H \in \mathcal{P}(\mathcal{H})$ . This structured network will be denoted by  $(\mathcal{A}, \mathcal{B}, \mathcal{C}, \mathcal{W}, \mathcal{H})$ .

In this paper we are interested in controllability of this network. We will say that  $(\mathcal{A}, \mathcal{B}, \mathcal{C}, \mathcal{W}, \mathcal{H})$  is *strongly structurally controllable* if (8) is controllable for all  $A \in \mathcal{P}(\mathcal{A})$ ,  $B \in \mathcal{P}(\mathcal{B})$ ,  $C \in \mathcal{P}(\mathcal{C})$ ,  $W \in \mathcal{P}(\mathcal{W})$  and  $H \in \mathcal{P}(\mathcal{H})$ . In this paper we will then simply call the structured network controllable. The problem that we will investigate is the following:

*Problem 1:* Find necessary and sufficient conditions under which the structured network  $(\mathcal{A}, \mathcal{B}, \mathcal{C}, \mathcal{W}, \mathcal{H})$  is controllable.

*Example 2:* We will illustrate the set up introduced above using a network of mechanical systems. This example will be the leading example throughout this paper. Specifically, we consider a network consisting of 7 structured single-input single-output node systems and 4 external inputs interconnected through the structured interconnection law defined by the pattern matrices

$$\mathcal{W} := \begin{bmatrix} 0 & 0 & * & 0 & 0 & 0 & 0 \\ 0 & ? & 0 & 0 & 0 & 0 & 0 \\ * & 0 & 0 & 0 & 0 & 0 & 0 \\ * & * & 0 & * & * & ? & 0 \\ 0 & 0 & 0 & 0 & 0 & 0 & * \\ 0 & 0 & 0 & 0 & 0 & * & * \\ 0 & 0 & 0 & 0 & 0 & * & 0 \end{bmatrix}, \mathcal{H} := \begin{bmatrix} * & 0 & 0 & 0 \\ 0 & * & 0 & 0 \\ 0 & 0 & 0 & ? \\ 0 & 0 & 0 & 0 \\ 0 & 0 & 0 & 0 \\ 0 & 0 & 0 & * \\ 0 & 0 & * & 0 \end{bmatrix}. \quad (10)$$

A graphical representation of this structured interconnection law is depicted in Figure 1.

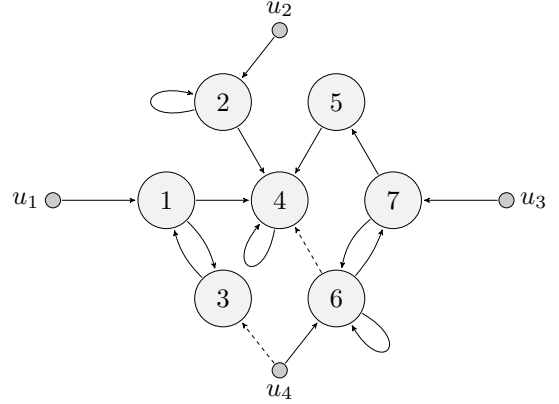


Fig. 1: The structured network of Example 2.

Suppose that the  $k$ -th node system has actuated mass-spring-damper dynamics of the form

$$f_k = m_k \ddot{p}_k + c_k \dot{p}_k + \ell_k p_k, \quad (11)$$

in which  $m_k$ ,  $c_k$  and  $\ell_k$  denote mass, damper constant and spring constant, respectively, and  $f_k$  and  $p_k$  represent force and position. By introducing  $\xi_k^\top = [p_k \quad \dot{p}_k]$ , we obtain

$$\begin{aligned} \dot{\xi}_k &= \underbrace{\begin{bmatrix} 0 & 1 \\ -\frac{\ell_k}{m_k} & -\frac{c_k}{m_k} \end{bmatrix}}_{:=X_k} \xi_k + \underbrace{\begin{bmatrix} 0 \\ 1 \end{bmatrix}}_{:=Y_k} f_k, \\ z_k &= \underbrace{\begin{bmatrix} 1 & 0 \end{bmatrix}}_{:=Z_k} \xi_k, \end{aligned} \quad (12)$$

where  $z_k$  is the output reflecting that position is measured. Each node system is actuated by a dynamic controller of the form

$$\begin{aligned} \dot{\omega}_k &= K_k \omega_k + L_k z_k, \\ f_k &= M_k \omega_k + v_k, \end{aligned} \quad (13)$$

with  $K_k \in \mathbb{R}^{2 \times 2}$ ,  $L_k \in \mathbb{R}^2$  and  $M_k \in \mathbb{R}^{1 \times 2}$ . By defining  $x_k := \text{col}(\xi_k, \omega_k)$  and taking the output  $y_k$  of the controlled node system equal to  $z_k$ , we obtain the resulting node dynamics

$$\begin{aligned} \dot{x}_k &= A_k x_k + B_k v_k, \\ y_k &= C_k x_k, \end{aligned} \quad (14)$$

where

$$A_k = \begin{bmatrix} X_k & Y_k M_k \\ L_k Z_k & K_k \end{bmatrix}, \quad B_k = \begin{bmatrix} Y_k \\ 0 \end{bmatrix}, \quad C_k = [Z_k \quad 0].$$

Suppose now that the nonzero parameters  $m_k$ ,  $c_k$  and  $\ell_k$  are not known exactly. This means that the matrices  $X_k$ ,  $Y_k$  and  $Z_k$  are not known exactly. Assume that the controller for the first node system is chosen as

$$K_1 = \begin{bmatrix} 0 & k_1 \\ 0 & 0 \end{bmatrix}, \quad L_1 = \begin{bmatrix} 0 \\ l_1 \end{bmatrix} \quad \text{and} \quad M_1 = [m_1 \quad 0],$$

where  $k_1$ ,  $l_1$  and  $m_1$  are nonzero real parameters. Then the first node system can be represented as the structured system  $(\mathcal{A}_1, \mathcal{B}_1, \mathcal{C}_1)$ , with

$$\mathcal{A}_1 = \begin{bmatrix} 0 & * & 0 & 0 \\ * & * & * & 0 \\ 0 & 0 & 0 & * \\ * & 0 & 0 & 0 \end{bmatrix}, \quad \mathcal{B}_1 = \begin{bmatrix} 0 \\ * \\ 0 \\ 0 \end{bmatrix}, \quad \mathcal{C}_1^\top = \begin{bmatrix} * \\ 0 \\ 0 \\ 0 \end{bmatrix}.$$

Likewise, assume that controllers for the other node systems have been chosen resulting in

$$\mathcal{A}_1 = \mathcal{A}_4 = \mathcal{A}_7 = \begin{bmatrix} 0 & * & 0 & 0 \\ * & * & * & 0 \\ 0 & 0 & 0 & * \\ * & 0 & 0 & 0 \end{bmatrix}, \quad \mathcal{A}_2 = \begin{bmatrix} 0 & * & 0 & 0 \\ * & * & ? & * \\ * & 0 & 0 & 0 \\ 0 & 0 & * & 0 \end{bmatrix},$$

$$\mathcal{A}_3 = \mathcal{A}_5 = \begin{bmatrix} 0 & * & 0 & 0 \\ * & * & 0 & 0 \\ * & 0 & 0 & * \\ 0 & 0 & * & 0 \end{bmatrix}, \quad \mathcal{A}_6 = \begin{bmatrix} 0 & * & 0 & 0 \\ * & * & 0 & 0 \\ 0 & 0 & * & * \\ * & 0 & 0 & 0 \end{bmatrix}.$$

The matrices  $B_k$  and  $C_k$  in (14) for  $k = 2, 3, \dots, 7$  remain to have the structure  $\mathcal{B}_k = \mathcal{B}_1$  and  $\mathcal{C}_k = \mathcal{C}_1$ . The entire network is now described by the 5-tuple  $(\mathcal{A}, \mathcal{B}, \mathcal{C}, \mathcal{W}, \mathcal{H})$  with  $\mathcal{A}, \mathcal{B}$  and  $\mathcal{C}$  defined as in (9), and  $\mathcal{W}$  and  $\mathcal{H}$  defined by (10).

#### IV. ALGEBRAIC CONDITIONS FOR CONTROLLABILITY OF STRUCTURED NETWORKS

In this section, we will provide conditions under which  $(\mathcal{A}, \mathcal{B}, \mathcal{C}, \mathcal{W}, \mathcal{H})$  is controllable. In view of Equation (8), it may be tempting to characterize controllability of a networked structured system by analyzing the controllability of some sort of structured system of the form  $(\mathcal{A} + \mathcal{B}\mathcal{W}\mathcal{C}, \mathcal{B}\mathcal{H})$ . However, note that the matrices  $\mathcal{A} + \mathcal{B}\mathcal{W}\mathcal{C}$  and  $\mathcal{B}\mathcal{H}$  are composed of sums and products of pattern matrices, *which have not been formally defined yet*.

Before presenting our controllability results, we will therefore first recall the notions of addition and multiplication of pattern matrices [25]. First, addition and multiplication of the symbols  $0, *$  and  $?$  are defined in Table I.

TABLE I: Addition and multiplication within the set  $\{0, *, ?\}$ .

$+$	$0$	$*$	$?$	$\cdot$	$0$	$*$	$?$
$0$	$0$	$*$	$?$	$0$	$0$	$0$	$0$
$*$	$*$	$?$	$?$	$*$	$0$	$*$	$?$
$?$	$?$	$?$	$?$	$?$	$0$	$?$	$?$

Based on the operations defined in this table, addition of pattern matrices is then defined as follows.

*Definition 3:* Let  $\mathcal{M}, \mathcal{N} \in \{0, *, ?\}^{p \times q}$ . The sum of these pattern matrices,  $\mathcal{M} + \mathcal{N} \in \{0, *, ?\}^{p \times q}$ , is defined as

$$(\mathcal{M} + \mathcal{N})_{ij} := \mathcal{M}_{ij} + \mathcal{N}_{ij}.$$

We define  $\mathcal{P}(\mathcal{M}) + \mathcal{P}(\mathcal{N})$  as the usual Minkowski sum of sets, that is,

$$\mathcal{P}(\mathcal{M}) + \mathcal{P}(\mathcal{N}) := \{M + N \mid M \in \mathcal{P}(\mathcal{M}) \text{ and } N \in \mathcal{P}(\mathcal{N})\}.$$

We now have the following proposition.

*Proposition 4:* [25, Proposition 1] For pattern matrices  $\mathcal{M}$  and  $\mathcal{N}$  of the same dimensions,  $\mathcal{P}(\mathcal{M}) + \mathcal{P}(\mathcal{N}) = \mathcal{P}(\mathcal{M} + \mathcal{N})$ .

In addition, we define multiplication of pattern matrices.

*Definition 5:* Let  $\mathcal{M} \in \{0, *, ?\}^{p \times q}$  and  $\mathcal{N} \in \{0, *, ?\}^{q \times s}$ . Then the product  $\mathcal{M}\mathcal{N} \in \{0, *, ?\}^{p \times s}$  is defined by

$$(\mathcal{M}\mathcal{N})_{ij} := \sum_{\ell=1}^q \mathcal{M}_{i\ell} \cdot \mathcal{N}_{\ell j}.$$

In addition, we define

$$\mathcal{P}(\mathcal{M})\mathcal{P}(\mathcal{N}) := \{MN \mid M \in \mathcal{P}(\mathcal{M}) \text{ and } N \in \mathcal{P}(\mathcal{N})\}.$$

It is known that the equality  $\mathcal{P}(\mathcal{M})\mathcal{P}(\mathcal{N}) = \mathcal{P}(\mathcal{M}\mathcal{N})$  does not hold for general pattern matrices  $\mathcal{M}$  and  $\mathcal{N}$  [25, Example 1]. Nonetheless, as we demonstrate next, such an equality can be derived if  $\mathcal{M}$  and  $\mathcal{N}$  have a special structure.

*Lemma 6:* Consider two pattern matrices  $\mathcal{M} \in \{0, *, ?\}^{p \times q}$  and  $\mathcal{N} \in \{0, *, ?\}^{q \times s}$ . Then, the equality

$$\mathcal{P}(\mathcal{M})\mathcal{P}(\mathcal{N}) = \mathcal{P}(\mathcal{M}\mathcal{N})$$

holds if at least one of the following two conditions holds:

- (i) each row of  $\mathcal{N}$  has exactly one entry equal to  $*$  and the remaining entries are zero,
- (ii) each column of  $\mathcal{M}$  has exactly one entry equal to  $*$  and the remaining entries are zero.

*Proof:* We will only consider the case that (i) holds. The other case follows from the fact that  $\mathcal{P}(\mathcal{M}\mathcal{N}) = \mathcal{P}(\mathcal{N}^\top \mathcal{M}^\top)^\top$ . To begin with, denote by  $\mathcal{M}_i$  the  $i$ -th column of  $\mathcal{M}$  and by  $\mathcal{N}_i$  the  $i$ -th row of  $\mathcal{N}$  for  $i = 1, \dots, q$ . Then we can write

$$\mathcal{P}(\mathcal{M}\mathcal{N}) = \mathcal{P}\left(\sum_{i=1}^q \mathcal{M}_i \mathcal{N}_i\right) = \sum_{i=1}^q \mathcal{P}(\mathcal{M}_i \mathcal{N}_i),$$

$$\mathcal{P}(\mathcal{M})\mathcal{P}(\mathcal{N}) = \sum_{i=1}^q \mathcal{P}(\mathcal{M}_i) \mathcal{P}(\mathcal{N}_i).$$

Since  $\mathcal{N}_i$  has exactly one entry which is  $*$  and the remaining entries are zero, it follows that  $\mathcal{P}(\mathcal{M}_i \mathcal{N}_i) = \mathcal{P}(\mathcal{M}_i) \mathcal{P}(\mathcal{N}_i)$ . Thus, we have

$$\mathcal{P}(\mathcal{M}\mathcal{N}) = \mathcal{P}(\mathcal{M})\mathcal{P}(\mathcal{N}).$$

This completes the proof.  $\blacksquare$

We now make the following two simplifying assumptions that will be in place in the rest of the paper.

*Assumption 7:* The node systems are *single-input single-output*, i.e.,  $\mathcal{B}_k \in \{0, *, ?\}^{n_k \times 1}$  and  $\mathcal{C}_k \in \{0, *, ?\}^{1 \times n_k}$  for all  $k = 1, 2, \dots, N$ .

*Assumption 8:* For all  $k = 1, 2, \dots, N$ , each entry of the vectors  $\mathcal{B}_k, \mathcal{C}_k^\top \in \{0, *, ?\}^{n_k \times 1}$  is zero, except for one entry that is equal to  $*$ .

By Assumptions 7 and 8, the matrix  $\mathcal{B}$  (as defined in (9)) is such that the entries of every column are equal to zero except for one entry equal to  $*$ . Similarly,  $\mathcal{C}$  is such that the entries of every row are zero except for one  $*$  entry. This special structure will allow us to apply Lemma 6. The following theorem is the main result of this section and characterizes controllability of  $(\mathcal{A}, \mathcal{B}, \mathcal{C}, \mathcal{W}, \mathcal{H})$ .

*Theorem 9:* The structured network  $(\mathcal{A}, \mathcal{B}, \mathcal{C}, \mathcal{W}, \mathcal{H})$  is controllable if and only if  $(\mathcal{A} + \mathcal{B}\mathcal{W}\mathcal{C}, \mathcal{B}\mathcal{H})$  is controllable.



*Proof:* By Proposition 4 we have that

$$\mathcal{P}(\mathcal{A} + \mathcal{B}\mathcal{W}\mathcal{C}) = \mathcal{P}(\mathcal{A}) + \mathcal{P}(\mathcal{B}\mathcal{W}\mathcal{C}).$$

Furthermore, by the special structure of the pattern matrices  $\mathcal{B}$  and  $\mathcal{C}$ , Lemma 6 implies that

$$\begin{aligned} \mathcal{P}(\mathcal{A} + \mathcal{B}\mathcal{W}\mathcal{C}) &= \mathcal{P}(\mathcal{A}) + \mathcal{P}(\mathcal{B})\mathcal{P}(\mathcal{W})\mathcal{P}(\mathcal{C}), \\ \mathcal{P}(\mathcal{B}\mathcal{H}) &= \mathcal{P}(\mathcal{B})\mathcal{P}(\mathcal{H}). \end{aligned}$$

As such,  $(\mathcal{A}, \mathcal{B}, \mathcal{C}, \mathcal{W}, \mathcal{H})$  is controllable if and only if  $(\mathcal{A} + \mathcal{B}\mathcal{W}\mathcal{C}, \mathcal{B}\mathcal{H})$  is controllable, which proves the theorem. ■

Theorem 9 is relevant because it relates the controllability of a structured network to that of an ordinary (albeit large) structured system, whose controllability properties are well understood [13]. In fact, we recall the following result [13, Theorem 6] that relates controllability of an arbitrary structured system  $(\mathcal{A}, \mathcal{B})$  to the full row rank properties of two pattern matrices. Before stating this result, we introduce some notation. For a given square pattern matrix  $\mathcal{X} \in \{0, *, ?\}^{n \times n}$ , we define  $\bar{\mathcal{X}}$  as the pattern matrix obtained from  $\mathcal{X}$  by modifying its diagonal entries as follows:

$$\bar{\mathcal{X}}_{ii} = \begin{cases} * & \text{if } \mathcal{X}_{ii} = 0, \\ ? & \text{otherwise.} \end{cases}$$

*Proposition 10:* The system  $(\mathcal{A}, \mathcal{B})$  is controllable if and only if both  $[\mathcal{A} \ \mathcal{B}]$  and  $[\bar{\mathcal{A}} \ \mathcal{B}]$  have full row rank.

Using this result, we immediately obtain the following algebraic characterization of network controllability.

*Proposition 11:* The structured network  $(\mathcal{A}, \mathcal{B}, \mathcal{C}, \mathcal{W}, \mathcal{H})$  is controllable if and only if the pattern matrices  $[\mathcal{A} + \mathcal{B}\mathcal{W}\mathcal{C} \ \mathcal{B}\mathcal{H}]$  and  $[\bar{\mathcal{A}} + \mathcal{B}\mathcal{W}\mathcal{C} \ \mathcal{B}\mathcal{H}]$  have full row rank.

*Proof:* The proof follows immediately from Theorem 9 and Proposition 10 by noting that  $\overline{\mathcal{A} + \mathcal{B}\mathcal{W}\mathcal{C}} = \bar{\mathcal{A}} + \mathcal{B}\mathcal{W}\mathcal{C}$ . ■

Note that in the special case that the node dynamics are “single integrators”, i.e., if  $\mathcal{A}_k = 0$  and  $\mathcal{B}_k = \mathcal{C}_k = *$ , the network  $(\mathcal{A}, \mathcal{B}, \mathcal{C}, \mathcal{W}, \mathcal{H})$  reduces to the structured system  $(\mathcal{W}, \mathcal{H})$ . In this special case, Proposition 11 reduces to Proposition 10. The contribution of Theorem 9 and Proposition 11, however, is that it allows the verification of controllability of a more general class of networked structured systems, where each of the nodes has arbitrary state-space dimension.

*Remark 12:* By Proposition 11, the analysis of controllability of structured networks boils down to the verification of full row rank of two pattern matrices. Checking whether a given pattern matrix has full rank can be done efficiently, for example, by applying a so-called color change rule to a graph associated to the pattern matrix [13].

We conclude this section with the following corollary of Proposition 11 indicating that controllability of a structured network requires controllability of the individual node systems.

*Corollary 13:* If the network  $(\mathcal{A}, \mathcal{B}, \mathcal{C}, \mathcal{W}, \mathcal{H})$  is controllable then  $(\mathcal{A}_k, \mathcal{B}_k)$  is controllable for all  $k = 1, 2, \dots, N$ .

*Proof:* By Proposition 11,  $(\mathcal{A}, \mathcal{B}, \mathcal{C}, \mathcal{W}, \mathcal{H})$  is controllable if and only if  $[\mathcal{A} + \mathcal{B}\mathcal{W}\mathcal{C} \ \mathcal{B}\mathcal{H}]$  and  $[\bar{\mathcal{A}} + \mathcal{B}\mathcal{W}\mathcal{C} \ \mathcal{B}\mathcal{H}]$  have full row rank. This immediately implies that  $[\mathcal{A} \ \mathcal{B}]$  and  $[\bar{\mathcal{A}} \ \mathcal{B}]$  have full row rank. By the special structure of  $\mathcal{A}$  and  $\mathcal{B}$  (see (9)),  $[\mathcal{A}_k \ \mathcal{B}_k]$  and  $[\bar{\mathcal{A}}_k \ \mathcal{B}_k]$  have full row rank

for all  $k = 1, 2, \dots, N$ . By Proposition 10, this implies that  $(\mathcal{A}_k, \mathcal{B}_k)$  is controllable for all  $k = 1, 2, \dots, N$ . ■

## V. SCALABLE ALGEBRAIC CONDITIONS FOR CONTROLLABILITY OF STRUCTURED NETWORKS

In the previous section, we have provided algebraic conditions for controllability of structured networks. These conditions involve checking full row rank of two pattern matrices of dimensions  $n \times (n+m)$ . However, if the node systems have large state space dimensions  $n_k$ , then the overall state-space dimension  $n = \sum_{k=1}^N n_k$  may be prohibitively large. Therefore, in this section we introduce a new method to verify the full rank property of the pattern matrices in Proposition 11. This method will replace these pattern matrices by two auxiliary pattern matrices of much smaller dimensions than  $n$ .

Specifically, for a given pattern matrix

$$[\mathcal{A} + \mathcal{B}\mathcal{W}\mathcal{C} \ \mathcal{B}\mathcal{H}], \quad (15)$$

we will define a new pattern matrix

$$[\hat{\mathcal{A}} + \hat{\mathcal{B}}\mathcal{W}\hat{\mathcal{C}} \ \hat{\mathcal{B}}\mathcal{H}] \quad (16)$$

such that (15) has full row rank if and only if (16) has full row rank, but (16) has much smaller dimensions than (15).

In this new pattern matrix,  $\mathcal{W}$  and  $\mathcal{H}$  remain unchanged, while  $(\mathcal{A}, \mathcal{B}, \mathcal{C})$  is replaced by a reduced system  $(\hat{\mathcal{A}}, \hat{\mathcal{B}}, \hat{\mathcal{C}})$  of the form

$$\begin{aligned} \hat{\mathcal{A}} &= \text{diag}(\hat{\mathcal{A}}_1, \dots, \hat{\mathcal{A}}_N), \\ \hat{\mathcal{B}} &= \text{diag}(\hat{\mathcal{B}}_1, \dots, \hat{\mathcal{B}}_N), \\ \hat{\mathcal{C}} &= \text{diag}(\hat{\mathcal{C}}_1, \dots, \hat{\mathcal{C}}_N). \end{aligned} \quad (17)$$

This means that each node system is replaced by a node system  $(\hat{\mathcal{A}}_k, \hat{\mathcal{B}}_k, \hat{\mathcal{C}}_k)$  of dimension  $\hat{n}_k$  for  $k = 1, 2, \dots, N$ . Obviously, once we have established a procedure to reduce (15), the same procedure can be applied to  $[\bar{\mathcal{A}} + \mathcal{B}\mathcal{W}\mathcal{C} \ \mathcal{B}\mathcal{H}]$ .

In the sequel, we will assume that  $[\mathcal{A}_k \ \mathcal{B}_k]$  has full row rank for  $k = 1, \dots, N$ , an assumption that is without loss of generality by Corollary 13. We will now explain how to define the “reduced” system  $(\hat{\mathcal{A}}, \hat{\mathcal{B}}, \hat{\mathcal{C}})$  in (17). Our strategy will be to replace the node systems  $(\mathcal{A}_k, \mathcal{B}_k, \mathcal{C}_k)$  one by one. To this end, we have the following definition.

*Definition 14:* Consider the matrices  $\mathcal{A}, \mathcal{B}, \mathcal{C}, \mathcal{W}$  and  $\mathcal{H}$ , given in (3), (4) and (9). Suppose that  $(\hat{\mathcal{A}}, \hat{\mathcal{B}}, \hat{\mathcal{C}})$  is obtained from  $(\mathcal{A}, \mathcal{B}, \mathcal{C})$  by replacing node system  $(\mathcal{A}_k, \mathcal{B}_k, \mathcal{C}_k)$  by  $(\hat{\mathcal{A}}_k, \hat{\mathcal{B}}_k, \hat{\mathcal{C}}_k)$  for some  $k \in \{1, \dots, N\}$ . We say that  $(\mathcal{A}_k, \mathcal{B}_k, \mathcal{C}_k)$  and  $(\hat{\mathcal{A}}_k, \hat{\mathcal{B}}_k, \hat{\mathcal{C}}_k)$  are *equivalent* if (15) has full row rank if and only if (16) has full row rank.

The question is now under what conditions two node systems are equivalent. To answer this question we need the following notion of *independence*.

*Definition 15:* Let  $\mathcal{M} \in \{0, *, ?\}^{1 \times q}$  and  $\mathcal{N} \in \{0, *, ?\}^{r \times q}$ . We call the pattern vector  $\mathcal{M}$  *independent* of  $\mathcal{N}$  if for all  $M \in \mathcal{P}(\mathcal{M})$ ,  $N \in \mathcal{P}(\mathcal{N})$ ,  $z_1 \in \mathbb{R}$  and  $z_2 \in \mathbb{R}^r$ ,

$$[z_1 \ z_2^T] \begin{bmatrix} M \\ N \end{bmatrix} = 0 \text{ implies } z_1 = 0.$$

Define  $\mathcal{A}_{k,1}$  as the row in  $\mathcal{A}_k$  corresponding to the position of the  $*$  entry in  $\mathcal{B}_k$  and  $\mathcal{A}_{k,2}$  as the pattern matrix obtained

from  $\mathcal{A}_k$  by removing the row  $\mathcal{A}_{k,1}$ . By our standing hypothesis that  $[\mathcal{A}_k \ \mathcal{B}_k]$  has full row rank, it is clear that  $\mathcal{A}_{k,2}$  has full row rank. We now distinguish the following four properties of  $(\mathcal{A}_k, \mathcal{B}_k, \mathcal{C}_k)$ :

- (S1) The pattern vector  $\mathcal{A}_{k,1}$  is independent of  $\text{col}(\mathcal{A}_{k,2}, \mathcal{C}_k)$ .
- (S2) The pattern vector  $\mathcal{A}_{k,1}$  is independent of  $\mathcal{A}_{k,2}$ .
- (S3) The pattern vector  $\mathcal{C}_k$  is independent of  $\mathcal{A}_k$ .
- (S4) The pattern vector  $\mathcal{C}_k$  is independent of  $\mathcal{A}_{k,2}$ .

Clearly, (S1) implies (S2), and (S3) implies (S4). Note that (S2) is equivalent to saying that  $\mathcal{A}_k$  has full row rank. Hence, (S2) and (S3) are mutually exclusive. Moreover, it also holds that (S1) and (S4) are mutually exclusive. Therefore, for any given  $(\mathcal{A}_k, \mathcal{B}_k, \mathcal{C}_k)$  exactly one of the following six conditions holds:

- (C1) Property (S1) holds.
- (C2) Property (S3) holds.
- (C3) Properties (S2) and (S4) hold.
- (C4) Property (S2) holds but neither (S1) nor (S4) holds.
- (C5) Property (S4) holds but neither (S2) nor (S3) holds.
- (C6) Neither (S2) nor (S4) holds.

The following main result of this section now gives necessary and sufficient conditions under which two node systems are equivalent in the sense of Definition 14.

*Theorem 16:* Consider two node systems  $(\mathcal{A}_k, \mathcal{B}_k, \mathcal{C}_k)$  and  $(\hat{\mathcal{A}}_k, \hat{\mathcal{B}}_k, \hat{\mathcal{C}}_k)$  both having state-space dimension at least two. Then  $(\mathcal{A}_k, \mathcal{B}_k, \mathcal{C}_k)$  and  $(\hat{\mathcal{A}}_k, \hat{\mathcal{B}}_k, \hat{\mathcal{C}}_k)$  are equivalent if and only if they satisfy the same condition (Ci).

The power of Theorem 16 becomes clear once we realize that for each  $i = 1, 2, \dots, 6$  there exists a node system of dimension 2 that satisfies condition (Ci). As a consequence, any system  $(\mathcal{A}_k, \mathcal{B}_k, \mathcal{C}_k)$  of arbitrary dimension can be reduced to a system  $(\hat{\mathcal{A}}_k, \hat{\mathcal{B}}_k, \hat{\mathcal{C}}_k)$  of dimension at most 2. It turns out that for systems that satisfy (C2), (C3) and (C5) we can even reduce  $(\mathcal{A}_k, \mathcal{B}_k, \mathcal{C}_k)$  to a scalar node system. In particular, for each  $i = 1, 2, \dots, 6$  we define a *standard node system*  $(\hat{\mathcal{A}}_{(Ci)}, \hat{\mathcal{B}}_{(Ci)}, \hat{\mathcal{C}}_{(Ci)})$ , where

$$\begin{aligned} \hat{\mathcal{A}}_{(C1)} &= \begin{bmatrix} 0 & * \\ * & 0 \end{bmatrix}, & \hat{\mathcal{A}}_{(C2)} &= 0, & \hat{\mathcal{A}}_{(C3)} &= *, \\ \hat{\mathcal{A}}_{(C4)} &= \begin{bmatrix} 0 & * \\ * & ? \end{bmatrix}, & \hat{\mathcal{A}}_{(C5)} &= ?, & \hat{\mathcal{A}}_{(C6)} &= \begin{bmatrix} 0 & 0 \\ * & 0 \end{bmatrix}, \end{aligned} \quad (18)$$

and

$$\hat{\mathcal{B}}_{(Ci)}^\top = \hat{\mathcal{C}}_{(Ci)} := \begin{cases} \begin{bmatrix} * & 0 \end{bmatrix} & i = 1, 4, 6 \\ * & i = 2, 3, 5. \end{cases} \quad (19)$$

*Lemma 17:* Suppose that  $(\mathcal{A}_k, \mathcal{B}_k, \mathcal{C}_k)$  satisfies (Ci). Then  $(\mathcal{A}_k, \mathcal{B}_k, \mathcal{C}_k)$  and  $(\hat{\mathcal{A}}_{(Ci)}, \hat{\mathcal{B}}_{(Ci)}, \hat{\mathcal{C}}_{(Ci)})$  (as defined by (18), (19)) are equivalent.

In that case, the node system  $(\hat{\mathcal{A}}_{(Ci)}, \hat{\mathcal{B}}_{(Ci)}, \hat{\mathcal{C}}_{(Ci)})$  is called the *standard node system corresponding to*  $(\mathcal{A}_k, \mathcal{B}_k, \mathcal{C}_k)$ .

To sum up the results from this section, we state the following theorem that provides a new algebraic condition for controllability of the structured network  $(\mathcal{A}, \mathcal{B}, \mathcal{C}, \mathcal{W}, \mathcal{H})$ .

*Theorem 18:* Consider the network  $(\mathcal{A}, \mathcal{B}, \mathcal{C}, \mathcal{W}, \mathcal{H})$ . Define  $(\hat{\mathcal{A}}, \hat{\mathcal{B}}, \hat{\mathcal{C}})$  as in (17), where  $(\hat{\mathcal{A}}_k, \hat{\mathcal{B}}_k, \hat{\mathcal{C}}_k)$  is the standard node

system corresponding to  $(\mathcal{A}_k, \mathcal{B}_k, \mathcal{C}_k)$  for  $k = 1, \dots, N$ . Similarly, define  $(\hat{\mathcal{A}}, \hat{\mathcal{B}}, \hat{\mathcal{C}})$  as

$$\begin{aligned} \hat{\mathcal{A}} &= \text{diag}(\hat{\mathcal{A}}_1, \dots, \hat{\mathcal{A}}_N), \\ \hat{\mathcal{B}} &= \text{diag}(\hat{\mathcal{B}}_1, \dots, \hat{\mathcal{B}}_N), \\ \hat{\mathcal{C}} &= \text{diag}(\hat{\mathcal{C}}_1, \dots, \hat{\mathcal{C}}_N) \end{aligned} \quad (20)$$

where  $(\hat{\mathcal{A}}_k, \hat{\mathcal{B}}_k, \hat{\mathcal{C}}_k)$  is the standard node system corresponding to  $(\bar{\mathcal{A}}_k, \bar{\mathcal{B}}_k, \bar{\mathcal{C}}_k)$  for  $k = 1, \dots, N$ . Then  $(\mathcal{A}, \mathcal{B}, \mathcal{C}, \mathcal{W}, \mathcal{H})$  is controllable if and only if both  $[\hat{\mathcal{A}} + \hat{\mathcal{B}}\mathcal{W}\hat{\mathcal{C}} \ \hat{\mathcal{B}}\mathcal{H}]$  and  $[\hat{\mathcal{A}} + \hat{\mathcal{B}}\mathcal{W}\hat{\mathcal{C}} \ \hat{\mathcal{B}}\mathcal{H}]$  have full row rank.

*Remark 19:* Note that the pattern matrices  $[\hat{\mathcal{A}} + \hat{\mathcal{B}}\mathcal{W}\hat{\mathcal{C}} \ \hat{\mathcal{B}}\mathcal{H}]$  and  $[\hat{\mathcal{A}} + \hat{\mathcal{B}}\mathcal{W}\hat{\mathcal{C}} \ \hat{\mathcal{B}}\mathcal{H}]$  appearing in Theorem 18 have at most  $2N$  rows. In general, these pattern matrices are thus of much lower dimension than the dimension  $n = \sum_{k=1}^N n_k$  of the original network. Controllability analysis becomes particularly simple in the case that  $(\mathcal{A}, \mathcal{B}, \mathcal{C}, \mathcal{W}, \mathcal{H})$  is *homogeneous* (referred to as *similar* in [26]), i.e., if all node systems  $(\mathcal{A}_k, \mathcal{B}_k, \mathcal{C}_k)$  are identical. Indeed, in this scenario we only need to check which of the 6 conditions (C1) to (C6) are satisfied for  $(\mathcal{A}_1, \mathcal{B}_1, \mathcal{C}_1)$  and  $(\bar{\mathcal{A}}_1, \bar{\mathcal{B}}_1, \bar{\mathcal{C}}_1)$ . Subsequently, the systems  $(\mathcal{A}, \mathcal{B}, \mathcal{C})$  and  $(\bar{\mathcal{A}}, \bar{\mathcal{B}}, \bar{\mathcal{C}})$  can be reduced to (17) and (20) respectively, where the reduced patterns are also “homogeneous” in the sense that, e.g.,  $\hat{\mathcal{A}}_1 = \dots = \hat{\mathcal{A}}_N$ , etc.

*Example 20:* We revisit the structured network  $(\mathcal{A}, \mathcal{B}, \mathcal{C}, \mathcal{W}, \mathcal{H})$  of Example 2. Our aim will be to reduce each of the node systems  $(\mathcal{A}_k, \mathcal{B}_k, \mathcal{C}_k)$  and  $(\bar{\mathcal{A}}_k, \bar{\mathcal{B}}_k, \bar{\mathcal{C}}_k)$  ( $k = 1, \dots, 7$ ), so that we can verify controllability of  $(\mathcal{A}, \mathcal{B}, \mathcal{C}, \mathcal{W}, \mathcal{H})$  by assessing the rank of lower dimensional pattern matrices. We start with  $(\mathcal{A}_1, \mathcal{B}_1, \mathcal{C}_1)$  which was given by

$$\mathcal{A}_1 = \begin{bmatrix} 0 & * & 0 & 0 \\ * & * & * & 0 \\ 0 & 0 & 0 & * \\ * & 0 & 0 & 0 \end{bmatrix}, \quad \mathcal{B}_1 = \begin{bmatrix} 0 \\ * \\ 0 \\ 0 \end{bmatrix}, \quad \mathcal{C}_1^\top = \begin{bmatrix} * \\ 0 \\ 0 \\ 0 \end{bmatrix}. \quad (21)$$

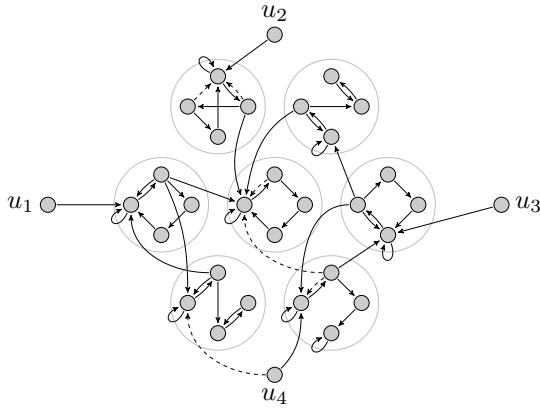
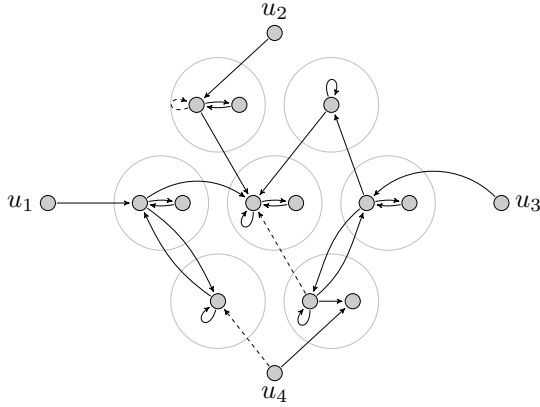
Note that  $\mathcal{A}_{1,1} = [* \ * \ * \ 0]$  is independent of the matrix

$$\text{col}(\mathcal{A}_{1,2}, \mathcal{C}_1) = \begin{bmatrix} 0 & * & 0 & 0 \\ 0 & 0 & 0 & * \\ * & 0 & 0 & 0 \\ * & 0 & 0 & 0 \end{bmatrix}.$$

That is, property (S1) holds. Hence,  $(\mathcal{A}_1, \mathcal{B}_1, \mathcal{C}_1)$  satisfies condition (C1), and consequently, its standard node system is given by

$$\hat{\mathcal{A}}_1 = \begin{bmatrix} 0 & * \\ * & 0 \end{bmatrix}, \quad \hat{\mathcal{B}}_1 = \hat{\mathcal{C}}_1^\top = \begin{bmatrix} * \\ 0 \end{bmatrix}.$$

In a similar manner, we can reduce the other node systems. This results in the lower dimensional pattern matrices  $[\hat{\mathcal{A}} + \hat{\mathcal{B}}\mathcal{W}\hat{\mathcal{C}} \ \hat{\mathcal{B}}\mathcal{H}]$  and  $[\hat{\mathcal{A}} + \hat{\mathcal{B}}\mathcal{W}\hat{\mathcal{C}} \ \hat{\mathcal{B}}\mathcal{H}]$ . We provide a graphical visualization of the original pattern matrices, as well as their reduced counterparts in Figures 2 and 3. It can be verified that the reduced pattern matrices have full row rank. This can, for instance, be done by applying the color change rule [13] to the reduced graphs in Figures 2b and 3b.

(a) The graph associated with  $[\mathcal{A} + \mathcal{B}\mathcal{W}\mathcal{C} \quad \mathcal{B}\mathcal{H}]$ .(b) The graph associated with  $[\hat{\mathcal{A}} + \hat{\mathcal{B}}\hat{\mathcal{W}}\hat{\mathcal{C}} \quad \hat{\mathcal{B}}\hat{\mathcal{H}}]$ .Fig. 2: Original and reduced graph of  $[\mathcal{A} + \mathcal{B}\mathcal{W}\mathcal{C} \quad \mathcal{B}\mathcal{H}]$ .

Therefore, by Theorem 18 we conclude that the structured network  $(\mathcal{A}, \mathcal{B}, \mathcal{C}, \mathcal{W}, \mathcal{H})$  is controllable.

## VI. GRAPH THEORETIC CONDITIONS

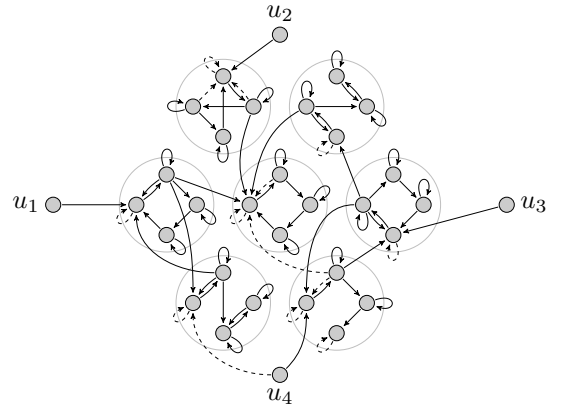
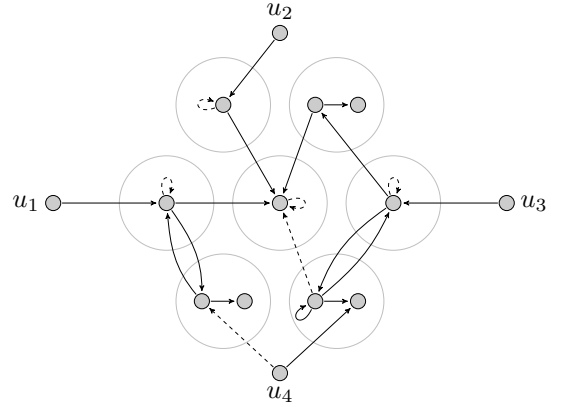
To apply Theorem 18, we need to know which condition (Ci) is satisfied for each node system  $(\mathcal{A}_k, \mathcal{B}_k, \mathcal{C}_k)$ . This means that we have to check which of the properties (S1)-(S4) are satisfied for each of the node systems. Note that these four properties all involve the independence of certain pattern vectors. Although full row rank of pattern matrices can be checked efficiently [13, Theorem 10], we are not aware of any methods to check whether a pattern vector is independent of a pattern matrix. Therefore, in this section we provide a graph theoretic method to verify whether a given pattern vector is independent of a pattern matrix.

Before we explain the procedure, we recall some graph theoretic preliminaries from [13]. Define the directed graph associated with  $\mathcal{M} \in \{0, *, ?\}^{p \times q}$  as  $G(\mathcal{M}) = (V, E)$ . Here the node set  $V$  is given by  $V = \{1, \dots, \max(p, q)\}$  and the edge set  $E$  is defined as

$$E = \{(i, j) \in V \times V \mid \mathcal{M}_{ji} = * \text{ or } ?\}.$$

To distinguish between  $*$  and  $?$  entries in  $\mathcal{M}$ , we partition the edge set  $E$  into two disjoint subsets  $E_*$  and  $E_?$  given by

$$E_* = \{(i, j) \in E \mid \mathcal{M}_{ji} = *\}, \quad E_? = \{(i, j) \in E \mid \mathcal{M}_{ji} = ?\}.$$

(a) The graph associated with  $[\bar{\mathcal{A}} + \mathcal{B}\mathcal{W}\mathcal{C} \quad \mathcal{B}\mathcal{H}]$ .(b) The graph associated with  $[\hat{\bar{\mathcal{A}}} + \hat{\bar{\mathcal{B}}}\hat{\bar{\mathcal{W}}}\hat{\bar{\mathcal{C}}} \quad \hat{\bar{\mathcal{B}}}\hat{\bar{\mathcal{H}}}]$ .Fig. 3: Original and reduced graph of  $[\bar{\mathcal{A}} + \mathcal{B}\mathcal{W}\mathcal{C} \quad \mathcal{B}\mathcal{H}]$ .

Consider the following coloring procedure which was defined in [13]:

- 1) Initially, color all nodes of  $G(\mathcal{M})$  white.
- 2) If a node  $i$  has exactly one white out-neighbor  $j$  and  $(i, j) \in E_*$ , change the color of  $j$  to black.
- 3) Repeat step 2 until no more changes are possible.

The *derived set*  $S(\mathcal{M})$  of  $G(\mathcal{M})$  is defined as the set of all black nodes obtained by applying the above procedure to  $G(\mathcal{M})$ . It has been shown in [13, Theorem 10] that  $\mathcal{M}$  has full row rank if and only if  $S(\mathcal{M}) = \{1, \dots, p\}$ . In what follows, we use a similar idea to give graph theoretic conditions under which a pattern vector is independent of a pattern matrix.

*Lemma 21:* Let  $\mathcal{M} \in \{0, *, ?\}^{1 \times p}$  and  $\mathcal{N} \in \{0, *, ?\}^{r \times p}$ . Consider the graph  $G(\text{col}(\mathcal{M}, \mathcal{N})) = (V, E)$ . Then  $\mathcal{M}$  is independent of  $\mathcal{N}$  if and only if node  $1 \in V$  is contained in the derived set  $S(\text{col}(\mathcal{M}, \mathcal{N}))$ .

Lemma 21 can be immediately applied to check which of the mutually exclusive conditions (C1)-(C6) holds for a given node system. We illustrate this in the following example.

*Example 22:* We revisit the network in Examples 2 and 20. The purpose of this example is to apply the graph theoretic test of Lemma 21 to show that the system  $(\mathcal{A}_1, \mathcal{B}_1, \mathcal{C}_1)$  in (21) satisfies condition (C1). To do so, consider the graph  $G(\text{col}(\mathcal{A}_1, \mathcal{C}_1))$  depicted in Figure 4. Initially, color all nodes in this graph white. Clearly, node 3 has only one white out-neighbor 2, and  $(3, 2) \in E_*$ . We thus color 2 black. Similarly,

3 is colored by 4. Finally, node 1 is colored by 2. No more nodes can be colored, hence the coloring process stops and we obtain the derived set  $S(\text{col}(\mathcal{A}_1, \mathcal{C}_1)) = \{1, 2, 3\}$ . Since the second entry of  $\mathcal{B}_1$  is equal to  $*$  and  $2 \in S(\text{col}(\mathcal{A}_1, \mathcal{C}_1))$ , we see that property (S1) holds. Therefore, condition (C1) is satisfied for  $(\mathcal{A}_1, \mathcal{B}_1, \mathcal{C}_1)$ .

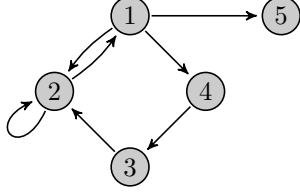


Fig. 4: The graph  $G(\text{col}(\mathcal{A}_1, \mathcal{C}_1))$ .

*Remark 23:* Suppose that we want to decide which one of the conditions (C1)-(C6) holds for a given node system. In the worst case, we have to check each of the four properties (S1)-(S4) one by one. By Lemma 21, this boils down to computing the derived set of three different (but strongly related) graphs. It turns out that it is not necessary to recompute the entire derived set in each of these graphs. In fact, in this remark we provide a more efficient procedure to check which one of the conditions (C1)-(C6) holds.

Let  $j_k$  be such that  $j_k$ -th entry of  $\mathcal{B}_k$  is equal to  $*$ . Let  $\mathcal{T} = \text{col}(\mathcal{A}_k, \mathcal{C}_k)$  and apply the color change rule to  $G(\mathcal{T})$  in order to compute the derived set  $S(\mathcal{T})$ .

- $(\mathcal{A}_k, \mathcal{B}_k, \mathcal{C}_k)$  satisfies (S1) if and only if the vertex  $j_k$  is contained in  $S(\mathcal{T})$ . If  $j_k \in S(\mathcal{T})$  then we are done since we know that  $(\mathcal{A}_k, \mathcal{B}_k, \mathcal{C}_k)$  satisfies condition (C1).
- $(\mathcal{A}_k, \mathcal{B}_k, \mathcal{C}_k)$  satisfies (S3) if and only if the vertex  $n_k + 1$  is contained in  $S(\mathcal{T})$ . Again, if  $n_k + 1 \in S(\mathcal{T})$  we are done, as in this case  $(\mathcal{A}_k, \mathcal{B}_k, \mathcal{C}_k)$  satisfies condition (C2). If neither (S1) nor (S3) holds, we move on to check whether properties (S2) and/or (S4) hold.
- Color the vertices in  $S(\mathcal{T}) \cup \{n_k + 1\}$  black. Apply the color change rule on  $G(\mathcal{T})$  until no more color changes are possible, and let  $S'$  be the resulting set of black vertices. Then property (S2) holds if and only if  $j_k \in S'$ .
- Color the vertices in  $S(\mathcal{T}) \cup \{j_k\}$  black. Apply the color change rule on  $G(\mathcal{T})$  until no more color changes are possible, and let  $S''$  be the resulting set of black nodes. It can then be shown that property (S4) holds if and only if  $n_k + 1 \in S''$ .
- Depending on which of the properties (S2) and (S4) hold, we can easily determine which condition (C3)-(C6) is satisfied for  $(\mathcal{A}_k, \mathcal{B}_k, \mathcal{C}_k)$ .

The above remark outlines a conceptual algorithm to check which condition (C1)-(C6) is satisfied for a given node system. We again emphasize that this procedure is efficient in the sense that it avoids recomputing the entire derived sets of the different graphs related to (S1)-(S4).

## VII. CONCLUSION AND DISCUSSION

In this paper, we have studied strong structural controllability of structured networks. In contrast to existing work, where the node systems are usually assumed to be single integrators,

in this paper, we allow single-input single-output node systems with arbitrary state space dimensions. The node systems and the structured interconnection laws interconnecting these are all represented by pattern matrices with three possible entries, namely 0, nonzero indeterminate, and arbitrary (zero or nonzero) indeterminate. We have proven that a structured network is controllable if and only if an associated structured system is controllable. This makes it possible to check controllability of a structured network by applying existing tests [13] for controllability of structured systems. Applying these existing tests might be intractable because of the large state space dimension of the structured network. In order to overcome this difficulty, we have shown that controllability of a given structured network can be tested by replacing the original network by a new network in which all original node systems have been replaced by (auxiliary) node systems from a set of six standard node systems with state space dimensions either 1 or 2. This means that controllability of any network can be checked by testing controllability of a structured system of state space dimension at most twice the number of node systems, regardless of the dimensions of the original node systems. As such, this method is scalable, because after replacing in the network one of the original node systems by a possibly higher dimensional node system, testing controllability will only involve a check which of the six standard (first or second order) standard node systems should be used as its substitute. In order to determine which of the six standard node systems should replace a given original node system, we have introduced a color change procedure to be applied to the graph of each original node system.

We conclude this section with some suggestions for future research. Whereas the present paper deals only with single-input single-output node systems, a venue for future research could be to generalize our results to general multi-input multi-output node systems. Another opportunity for future research is to extend our results to a wider range of system properties. Obviously, tests for structural observability of networks can be obtained by dualizing our results. Other structural properties of interest are, for example, input-state observability and output controllability [25], fault detection and isolation [27], and system invertibility [28] of structured networks.

## APPENDIX

In this Appendix, for given pattern matrices  $\mathcal{M}_1$  and  $\mathcal{M}_2$ , we will denote the Cartesian product  $\mathcal{P}(\mathcal{M}_1) \times \mathcal{P}(\mathcal{M}_2)$  by  $\mathcal{P}(\mathcal{M}_1, \mathcal{M}_2)$ , and likewise for three or more pattern matrices.

### A. Proof of Theorem 16

For the proof of Theorem 16, the following auxiliary result will be instrumental:

*Lemma 24:* Let  $k \in \{1, \dots, N\}$ . Suppose that for all  $(A_k, B_k, C_k) \in \mathcal{P}(\mathcal{A}_k, \mathcal{B}_k, \mathcal{C}_k)$ ,  $x_k \in \mathbb{R}^{n_k}$  and  $\lambda_k \in \mathbb{R}$  such that

$$x_k \neq 0, \quad x_k^\top A_k = \lambda_k C_k, \quad (22)$$

there exist  $(\hat{A}_k, \hat{B}_k, \hat{C}_k) \in \mathcal{P}(\hat{\mathcal{A}}_k, \hat{\mathcal{B}}_k, \hat{\mathcal{C}}_k)$  and  $y_k \in \mathbb{R}^{\hat{n}_k}$  such that

$$y_k \neq 0, \quad y_k^\top \hat{A}_k = \lambda_k \hat{C}_k, \quad y_k^\top \hat{B}_k = x_k^\top B_k. \quad (23)$$



Then  $\begin{bmatrix} A + BWC & BH \end{bmatrix}$  has full row rank if  $\begin{bmatrix} \hat{A} + \hat{B}W\hat{C} & \hat{B}H \end{bmatrix}$  has full row rank, where  $(\hat{A}_i, \hat{B}_i, \hat{C}_i) = (A_i, B_i, C_i)$  for  $i \neq k$ .

*Proof:* Suppose that  $\begin{bmatrix} \hat{A} + \hat{B}W\hat{C} & \hat{B}H \end{bmatrix}$  has full row rank, but that, on the contrary,  $\begin{bmatrix} A + BWC & BH \end{bmatrix}$  does not have full row rank. Then there exists  $(A, B, C, W, H) \in \mathcal{P}(A, B, C, W, H)$  and nonzero  $x \in \mathbb{R}^n$  such that

$$x^\top [A + BWC \quad BH] = 0. \quad (24)$$

Partition  $x = \text{col}(x_1, \dots, x_N)$ , where  $x_i \in \mathbb{R}^{n_i}$  for  $i = 1, \dots, N$ . Then (24) can be rewritten as

$$\sum_{j=1}^N x_j^\top B_j H_j = 0 \quad (25)$$

and

$$x_i^\top A_i + \left( \sum_{j=1}^N w_{ji} x_j^\top B_j \right) C_i = 0 \quad (26)$$

for  $i = 1, \dots, N$ . If  $x_k = 0$ , then take  $y_k = 0$  and arbitrary  $(\hat{A}_k, \hat{B}_k, \hat{C}_k) \in \mathcal{P}(\hat{A}_k, \hat{B}_k, \hat{C}_k)$ . Otherwise,  $x_k \neq 0$  and  $\lambda_k = -\sum_{j=1}^N w_{jk} x_j^\top B_j$  are such that (22) holds, hence there exist  $(\hat{A}_k, \hat{B}_k, \hat{C}_k) \in \mathcal{P}(\hat{A}_k, \hat{B}_k, \hat{C}_k)$  and  $y_k \in \mathbb{R}^{\hat{n}_k}$  such that (23) holds. Therefore, in both cases we have that

$$y_k^\top \hat{A}_k = \lambda_k \hat{C}_k \quad \text{and} \quad y_k^\top \hat{B}_k = x_k^\top B_k,$$

while  $y_k = 0$  if and only if  $x_k = 0$ . Let  $y_i = x_i$ ,  $\hat{A}_i = A_i$ ,  $\hat{B}_i = B_i$  and  $\hat{C}_i = C_i$  for all  $i \neq k$ . Then  $y_j^\top \hat{B}_j = x_j^\top B_j$  for all  $j = 1, \dots, N$ , and thus (25) and (26) imply that

$$\sum_{j=1}^N y_j^\top \hat{B}_j H_j = 0 \quad (27)$$

and

$$y_i^\top \hat{A}_i + \left( \sum_{j=1}^N w_{ji} y_j^\top \hat{B}_j \right) \hat{C}_i = 0 \quad (28)$$

for all  $i \neq k$ . Furthermore,  $\lambda_k = -\sum_{j=1}^N w_{jk} y_j^\top \hat{B}_j$  and  $y_k^\top \hat{A}_k = \lambda_k \hat{C}_k$  imply that (28) holds for all  $i = 1, \dots, N$ .

Let  $y = \text{col}(y_1, \dots, y_N)$ ,  $\hat{A} = \text{diag}(\hat{A}_1, \dots, \hat{A}_N)$ ,  $\hat{B} = \text{diag}(\hat{B}_1, \dots, \hat{B}_N)$  and  $\hat{C} = \text{diag}(\hat{C}_1, \dots, \hat{C}_N)$ . It then follows that  $(\hat{A}, \hat{B}, \hat{C}) \in \mathcal{P}(\hat{A}, \hat{B}, \hat{C})$ , and

$$y \neq 0, \quad y^\top [\hat{A} + \hat{B}W\hat{C} \quad \hat{B}H] = 0. \quad (29)$$

Therefore, we reach a contradiction, and hence  $\begin{bmatrix} A + BWC & BH \end{bmatrix}$  has full row rank.  $\blacksquare$

We are now ready to provide a Proof of Theorem 16.

*Proof of Theorem 16:* Suppose that  $(A_k, B_k, C_k)$  and  $(\hat{A}_k, \hat{B}_k, \hat{C}_k)$  satisfy the same condition (Ci). Recall that  $(A_k, B_k, C_k)$  and  $(\hat{A}_k, \hat{B}_k, \hat{C}_k)$  are equivalent if  $\begin{bmatrix} A + BWC & BH \end{bmatrix}$  has full row rank if and only if  $\begin{bmatrix} \hat{A} + \hat{B}W\hat{C} & \hat{B}H \end{bmatrix}$  has full row rank, where  $(\hat{A}_i, \hat{B}_i, \hat{C}_i) = (A_i, B_i, C_i)$  for  $i \neq k$ . We will first show that  $\begin{bmatrix} A + BWC & BH \end{bmatrix}$  has full row rank if  $\begin{bmatrix} \hat{A} + \hat{B}W\hat{C} & \hat{B}H \end{bmatrix}$  has full row rank. Recall from Section V that  $\mathcal{A}_{k,1}$  is defined as the row in  $A_k$  corresponding to the position of the  $*$  entry in  $B_k$  and  $A_{k,2}$  as the pattern matrix obtained from  $A_k$  by

removing the row  $\mathcal{A}_{k,1}$ . In view of Lemma 24, it suffices to show that for all  $(A_{k,1}, A_{k,2}, C_k) \in \mathcal{P}(\mathcal{A}_{k,1}, \mathcal{A}_{k,2}, C_k)$ ,  $x_{k,1} \in \mathbb{R}$ ,  $x_{k,2} \in \mathbb{R}^{n_{k-1}}$  and  $\lambda_k \in \mathbb{R}$  such that

$$\begin{bmatrix} x_{k,1} \\ x_{k,2} \end{bmatrix} \neq 0 \quad \text{and} \quad \begin{bmatrix} x_{k,1} & x_{k,2}^\top \end{bmatrix} \begin{bmatrix} A_{k,1} \\ A_{k,2} \end{bmatrix} = \lambda_k C_k, \quad (30)$$

there exist  $(\hat{A}_{k,1}, \hat{A}_{k,2}, \hat{C}_k) \in \mathcal{P}(\hat{A}_{k,1}, \hat{A}_{k,2}, \hat{C}_k)$  and  $y_{k,2} \in \mathbb{R}^{\hat{n}_{k-1}}$  such that

$$\begin{bmatrix} x_{k,1} \\ y_{k,2} \end{bmatrix} \neq 0 \quad \text{and} \quad \begin{bmatrix} x_{k,1} & y_{k,2}^\top \end{bmatrix} \begin{bmatrix} \hat{A}_{k,1} \\ \hat{A}_{k,2} \end{bmatrix} = \lambda_k \hat{C}_k. \quad (31)$$

With this in mind, let  $(A_{k,1}, A_{k,2}, C_k) \in \mathcal{P}(\mathcal{A}_{k,1}, \mathcal{A}_{k,2}, C_k)$ ,  $x_{k,1} \in \mathbb{R}$ ,  $x_{k,2} \in \mathbb{R}^{n_{k-1}}$  and  $\lambda_k \in \mathbb{R}$  be such that (30) holds. Note that  $x_{k,1}$  and  $\lambda_k$  are not both zero. Indeed, if  $x_{k,1} = \lambda_k = 0$ , then  $x_{k,2} = 0$  since  $\mathcal{A}_{k,2}$  is assumed to have full row rank and we reach a contradiction. We will consider each of the conditions (C1), ..., (C6) separately.

**Condition (C1).** Since (S1) holds for  $(A_{k,1}, A_{k,2}, C_k)$ , (30) implies that  $x_{k,1} = 0$ , hence  $\lambda_k \neq 0$ . Furthermore, since (S1) holds for  $(\hat{A}_{k,1}, \hat{A}_{k,2}, \hat{C}_k)$ , it follows that (S4) does not hold, i.e.,  $\hat{C}_k$  is not independent of  $\hat{A}_{k,2}$ . Given that  $\lambda_k \neq 0$ , this implies that there exist  $(\hat{A}_{k,2}, \hat{C}_k) \in \mathcal{P}(\hat{A}_{k,2}, \hat{C}_k)$  and nonzero  $y_{k,2} \in \mathbb{R}^{\hat{n}_{k-1}}$  such that  $y_{k,2}^\top \hat{A}_{k,2} = \lambda_k \hat{C}_k$ . Then (31) is satisfied for all  $\hat{A}_{k,1} \in \mathcal{P}(\hat{A}_{k,1})$ .

**Condition (C2).** Since (S3) holds for  $(A_{k,1}, A_{k,2}, C_k)$ , (30) implies that  $\lambda_k = 0$ , hence  $x_{k,1} \neq 0$ . Furthermore, since (S3) holds for  $(\hat{A}_{k,1}, \hat{A}_{k,2}, \hat{C}_k)$ , it follows that (S2) does not hold and  $\hat{A}_{k,1}$  is not independent of  $\hat{A}_{k,2}$ . Given that  $x_{k,1} \neq 0$ , this implies that there exist  $(\hat{A}_{k,1}, \hat{A}_{k,2}) \in \mathcal{P}(\hat{A}_{k,1}, \hat{A}_{k,2})$  and nonzero  $y_{k,2} \in \mathbb{R}^{\hat{n}_{k-1}}$  such that  $y_{k,2}^\top \hat{A}_{k,2} = -x_{k,1} \hat{A}_{k,1}$ . Then (31) is satisfied for all  $\hat{C}_k \in \mathcal{P}(\hat{C}_k)$ .

**Condition (C3).** We claim that since (S2) and (S4) hold for  $(A_{k,1}, A_{k,2}, C_k)$ , (30) implies that  $\lambda_k \neq 0$  and  $x_{k,1} \neq 0$ . Indeed, if  $\lambda_k = 0$ , then (S2) implies that  $x_{k,1} = 0$ , and if  $x_{k,1} = 0$ , then (S4) implies that  $\lambda_k = 0$ . But we know that  $\lambda_k$  and  $x_{k,1}$  are not both zero, hence we reach a contradiction. Since (S1) does not hold for  $(\hat{A}_{k,1}, \hat{A}_{k,2}, \hat{C}_k)$ , this implies that there exist  $(\hat{A}_{k,1}, \hat{A}_{k,2}, \hat{C}'_k) \in \mathcal{P}(\hat{A}_{k,1}, \hat{A}_{k,2}, \hat{C}'_k)$ ,  $y_{k,2} \in \mathbb{R}^{\hat{n}_{k-1}}$  and  $\mu_k \in \mathbb{R}$  such that

$$\begin{bmatrix} x_{k,1} & y_{k,2}^\top \end{bmatrix} \begin{bmatrix} \hat{A}_{k,1} \\ \hat{A}_{k,2} \end{bmatrix} = \mu_k \hat{C}'_k,$$

But then  $\mu_k \neq 0$  because (S2) holds for  $(\hat{A}_{k,1}, \hat{A}_{k,2}, \hat{C}_k)$ , hence  $\hat{C}_k = \frac{\mu_k}{\lambda_k} \hat{C}'_k \in \mathcal{P}(\hat{C}_k)$  is such that (31) holds.

**Condition (C4).** In condition (C3) we showed that  $\lambda_k \neq 0$  whenever (S2) holds for  $(A_{k,1}, A_{k,2}, C_k)$ . With this in mind, suppose that  $x_{k,1} = 0$ . Given that (S4) does not hold for  $(\hat{A}_{k,1}, \hat{A}_{k,2}, \hat{C}_k)$  and  $\lambda_k \neq 0$ , there exist  $(\hat{A}_{k,2}, \hat{C}_k) \in \mathcal{P}(\hat{A}_{k,2}, \hat{C}_k)$  and nonzero  $y_{k,2} \in \mathbb{R}^{\hat{n}_{k-1}}$  such that  $y_{k,2}^\top \hat{A}_{k,2} = \lambda_k \hat{C}_k$ , hence (31) is satisfied for all  $\hat{A}_{k,1} \in \mathcal{P}(\hat{A}_{k,1})$ . Conversely, suppose that  $x_{k,1} \neq 0$ . Since (S1) does not hold for  $(\hat{A}_{k,1}, \hat{A}_{k,2}, \hat{C}_k)$ , this implies that there exist  $(\hat{A}_{k,1}, \hat{A}_{k,2}, \hat{C}'_k) \in \mathcal{P}(\hat{A}_{k,1}, \hat{A}_{k,2}, \hat{C}'_k)$ ,  $y_{k,2} \in \mathbb{R}^{\hat{n}_{k-1}}$  and  $\mu_k \in \mathbb{R}$  such that

$$\begin{bmatrix} x_{k,1} & y_{k,2}^\top \end{bmatrix} \begin{bmatrix} \hat{A}_{k,1} \\ \hat{A}_{k,2} \end{bmatrix} = \mu_k \hat{C}'_k.$$

But then  $\mu_k \neq 0$  because (S2) holds for  $(\hat{A}_{k,1}, \hat{A}_{k,2}, \hat{C}_k)$ . Hence,  $\hat{C}_k = \frac{\mu_k}{\lambda_k} \hat{C}'_k \in \mathcal{P}(\hat{C}_k)$  is such that (31) holds.

**Condition (C5).** In condition (C3) we showed that  $x_{k,1} \neq 0$  whenever (S4) holds for  $(\mathcal{A}_{k,1}, \mathcal{A}_{k,2}, \mathcal{C}_k)$ . With this in mind, suppose that  $\lambda_k = 0$ . Given that (S2) does not hold for  $(\hat{A}_{k,1}, \hat{A}_{k,2}, \hat{C}_k)$  and  $x_{k,1} \neq 0$ , there exist  $(\hat{A}'_{k,1}, \hat{A}'_{k,2}) \in \mathcal{P}(\hat{A}_{k,1}, \hat{A}_{k,2})$  and  $y_{k,2} \in \mathbb{R}^{\hat{n}_k-1}$  such that  $y_{k,2}^\top \hat{A}'_{k,2} = -x_{k,1} \hat{A}'_{k,1}$ , hence (31) is satisfied for all  $\hat{C}'_k \in \mathcal{P}(\hat{C}_k)$ . Conversely, suppose that  $\lambda_k \neq 0$ . Since (S3) does not hold for  $(\hat{A}_{k,1}, \hat{A}_{k,2}, \hat{C}_k)$ , this implies that there exist  $(\hat{A}'_{k,1}, \hat{A}'_{k,2}, \hat{C}'_k) \in \mathcal{P}(\hat{A}_{k,1}, \hat{A}_{k,2}, \hat{C}_k)$ ,  $y_{k,1} \in \mathbb{R}$  and  $y_{k,2} \in \mathbb{R}^{\hat{n}_k-1}$  such that

$$\begin{bmatrix} y_{k,1} & y_{k,2}^\top \end{bmatrix} \begin{bmatrix} \hat{A}'_{k,1} \\ \hat{A}'_{k,2} \end{bmatrix} = \lambda_k \hat{C}'_k.$$

But then  $y_{k,1} \neq 0$  because (S4) holds for  $(\hat{A}_{k,1}, \hat{A}_{k,2}, \hat{C}_k)$ , hence  $\hat{A}'_{k,1} = \frac{y_{k,1}}{x_{k,1}} \hat{A}'_{k,1} \in \mathcal{P}(\hat{A}_{k,1})$  is such that (31) holds.

**Condition (C6).** Since  $\lambda_k$  and  $x_{k,1}$  are not both zero, there are only three cases to consider:  $\lambda_k = 0$  and  $x_{k,1} \neq 0$ ;  $\lambda_k \neq 0$  and  $x_{k,1} = 0$ ;  $\lambda_k \neq 0$  and  $x_{k,1} \neq 0$ .

To begin with, suppose that  $\lambda_k = 0$  and  $x_{k,1} \neq 0$ . Given that (S2) does not hold for  $(\hat{A}_{k,1}, \hat{A}_{k,2}, \hat{C}_k)$ , there exist  $(\hat{A}'_{k,1}, \hat{A}'_{k,2}) \in \mathcal{P}(\hat{A}_{k,1}, \hat{A}_{k,2})$  and  $y_{k,2} \in \mathbb{R}^{\hat{n}_k-1}$  such that  $y_{k,2}^\top \hat{A}'_{k,2} = -x_{k,1} \hat{A}'_{k,1}$ , hence (31) is satisfied for all  $\hat{C}'_k \in \mathcal{P}(\hat{C}_k)$ .

Next, suppose that  $\lambda_k \neq 0$  and  $x_{k,1} = 0$ . Given that (S4) does not hold for  $(\hat{A}_{k,1}, \hat{A}_{k,2}, \hat{C}_k)$  and  $\lambda_k \neq 0$ , there exist  $(\hat{A}'_{k,2}, \hat{C}'_k) \in \mathcal{P}(\hat{A}_{k,2}, \hat{C}_k)$  and nonzero  $y_{k,2} \in \mathbb{R}^{\hat{n}_k-1}$  such that  $y_{k,2}^\top \hat{A}'_{k,2} = \lambda_k \hat{C}'_k$ , hence (31) is satisfied for all  $\hat{A}'_{k,1} \in \mathcal{P}(\hat{A}_{k,1})$ .

Finally, suppose that  $\lambda_k \neq 0$  and  $x_{k,1} \neq 0$ . We will distinguish two cases depending on whether there exist  $(\hat{A}'_{k,1}, \hat{A}'_{k,2}, \hat{C}'_k) \in \mathcal{P}(\hat{A}_{k,1}, \hat{A}_{k,2}, \hat{C}_k)$  such that neither  $\hat{A}'_{k,1}$  nor  $\hat{C}'_k$  is independent of  $\hat{A}_{k,2}$ . First, suppose that such  $(\hat{A}'_{k,1}, \hat{A}'_{k,2}, \hat{C}'_k) \in \mathcal{P}(\hat{A}_{k,1}, \hat{A}_{k,2}, \hat{C}_k)$  exists. Then there exist  $y'_{k,2}, y''_{k,2} \in \mathbb{R}^{\hat{n}_k-1}$  such that

$$y'_{k,2}{}^\top \hat{A}_{k,2} = -x_{k,1} \hat{A}'_{k,1} \quad \text{and} \quad y''_{k,2}{}^\top \hat{A}_{k,2} = \lambda_k \hat{C}'_k,$$

hence  $y_{k,2} = y'_{k,2} + y''_{k,2}$  is such that (31) holds. Conversely, suppose that all  $(\hat{A}'_{k,1}, \hat{A}'_{k,2}, \hat{C}'_k) \in \mathcal{P}(\hat{A}_{k,1}, \hat{A}_{k,2}, \hat{C}_k)$  are such that  $\hat{A}'_{k,1}$  or  $\hat{C}'_k$  is independent of  $\hat{A}_{k,2}$ . Given that (S2) and (S4) do not hold for  $(\hat{A}_{k,1}, \hat{A}_{k,2}, \hat{C}_k)$ , there exist  $(\hat{A}'_{k,1}, \hat{A}'_{k,2}) \in \mathcal{P}(\hat{A}_{k,1}, \hat{A}_{k,2})$  such that  $\hat{A}'_{k,1}$  is not independent of  $\hat{A}_{k,2}$ , and  $(\hat{A}''_{k,2}, \hat{C}''_k) \in \mathcal{P}(\hat{A}_{k,2}, \hat{C}_k)$  such that  $\hat{C}'_k$  is not independent of  $\hat{A}_{k,2}$ . Then we must have that  $\hat{C}'_k$  is independent of  $\hat{A}_{k,2}$ , and  $\hat{A}'_{k,1}$  is independent of  $\hat{A}''_{k,2}$ . We claim that there exists  $\hat{A}_{k,2} \in \mathcal{P}(\hat{A}_{k,2})$  such that both  $\hat{A}'_{k,1}$  and  $\hat{C}'_k$  are independent of  $\hat{A}_{k,2}$ . To show this, consider the matrix  $\hat{A}_{k,2}(\alpha) = (1-\alpha)\hat{A}'_{k,2} + \alpha\hat{A}''_{k,2}$  for  $\alpha \in \mathbb{R}$ . Note that  $\hat{A}_{k,2}(\alpha) \in \mathcal{P}(\hat{A}_{k,2})$  for all but finitely many  $\alpha \in \mathbb{R}$ . Furthermore,  $\hat{A}'_{k,1}$  is independent of  $\hat{A}_{k,2}(\alpha)$  for all but finitely many  $\alpha \in \mathbb{R}$ . Indeed,  $\hat{A}'_{k,1}$  is independent of  $\hat{A}_{k,2}(\alpha)$  if and only if

$$p(\alpha) = \det \left( \begin{bmatrix} \hat{A}'_{k,1} \\ \hat{A}_{k,2}(\alpha) \end{bmatrix} \right) \neq 0.$$

But  $p(\alpha)$  is a polynomial in  $\alpha$  and  $p(1) \neq 0$ , hence  $p(\alpha) = 0$  only at the finitely many roots of  $p$ . Similarly,  $\hat{C}'_k$  is independent of  $\hat{A}_{k,2}(\alpha)$  for all but finitely many  $\alpha \in \mathbb{R}$  because

$$q(\alpha) = \det \left( \begin{bmatrix} \hat{C}'_k \\ \hat{A}_{k,2}(\alpha) \end{bmatrix} \right)$$

is a polynomial in  $\alpha$  and  $q(0) \neq 0$ . Therefore, there exists  $\alpha' \in \mathbb{R}$  such that  $\hat{A}_{k,2}(\alpha') \in \mathcal{P}(\hat{A}_{k,2})$  and both  $\hat{A}'_{k,1}$  and  $\hat{C}'_k$  are independent of  $\hat{A}_{k,2}(\alpha')$ . Let  $\hat{A}_{k,2} = \hat{A}_{k,2}(\alpha')$  and note that  $\hat{A}_{k,2}$  has full row rank. Since  $\hat{A}'_{k,1}$  is independent of  $\hat{A}_{k,2}$ , it follows that

$$\begin{bmatrix} \hat{A}'_{k,1} \\ \hat{A}_{k,2} \end{bmatrix}$$

is nonsingular, hence there exist  $y_{k,1} \in \mathbb{R}$  and  $y_{k,2} \in \mathbb{R}^{\hat{n}_k-1}$  such that

$$\begin{bmatrix} y_{k,1} & y_{k,2}^\top \end{bmatrix} \begin{bmatrix} \hat{A}'_{k,1} \\ \hat{A}_{k,2} \end{bmatrix} = \lambda_k \hat{C}'_k.$$

But then  $y_{k,1} \neq 0$  because  $\hat{C}'_k$  is independent of  $\hat{A}_{k,2}$  and thus  $\hat{A}'_{k,1} = \frac{y_{k,1}}{x_{k,1}} \hat{A}'_{k,1} \in \mathcal{P}(\hat{A}_{k,1})$  is such that (31) holds.

In conclusion, we have shown that under each of the conditions (C1)-(C6), there exist  $(\hat{A}'_{k,1}, \hat{A}'_{k,2}, \hat{C}'_k) \in \mathcal{P}(\hat{A}_{k,1}, \hat{A}_{k,2}, \hat{C}_k)$  and  $y_{k,2} \in \mathbb{R}^{\hat{n}_k-1}$  such that (31) holds, hence  $[\mathcal{A} + \mathcal{B}\mathcal{W}\mathcal{C} \quad \mathcal{B}\mathcal{H}]$  has full row rank if  $[\hat{\mathcal{A}} + \hat{\mathcal{B}}\mathcal{W}\hat{\mathcal{C}} \quad \hat{\mathcal{B}}\mathcal{H}]$  has full row rank. To show that  $[\mathcal{A} + \mathcal{B}\mathcal{W}\mathcal{C} \quad \mathcal{B}\mathcal{H}]$  has full row rank only if  $[\hat{\mathcal{A}} + \hat{\mathcal{B}}\mathcal{W}\hat{\mathcal{C}} \quad \hat{\mathcal{B}}\mathcal{H}]$  has full row rank, just interchange the role of  $(\mathcal{A}_{k,1}, \mathcal{A}_{k,2}, \mathcal{C}_k)$  and  $(\hat{A}_{k,1}, \hat{A}_{k,2}, \hat{C}_k)$  in the arguments above. ■

## B. Proof of Lemma 17

*Proof:* It is straightforward to verify that for  $i = 1, 4, 6$  the triples  $(\hat{\mathcal{A}}_{(Ci)}, \hat{\mathcal{B}}_{(Ci)}, \hat{\mathcal{C}}_{(Ci)})$  given by (18) and (19) satisfy condition (Ci). Thus, for  $i = 1, 4, 6$ , the claim of the lemma follows immediately from Theorem 16. Next consider condition (Ci) for  $i = 2, 3, 5$ . Note that we cannot use Theorem 16 directly because  $(\hat{\mathcal{A}}_{(Ci)}, \hat{\mathcal{B}}_{(Ci)}, \hat{\mathcal{C}}_{(Ci)})$  has state space dimension 1. To overcome this difficulty, introduce the auxiliary triple  $(\hat{\mathcal{A}}'_{(Ci)}, \hat{\mathcal{B}}'_{(Ci)}, \hat{\mathcal{C}}'_{(Ci)})$  with

$$\hat{\mathcal{A}}'_{(Ci)} = \begin{bmatrix} \hat{\mathcal{A}}_{(Ci)} & 0 \\ * & * \end{bmatrix}, \quad \hat{\mathcal{B}}'_{(Ci)} = \begin{bmatrix} \hat{\mathcal{B}}_{(Ci)} \\ 0 \end{bmatrix}, \quad \hat{\mathcal{C}}'_{(Ci)} = [\hat{\mathcal{C}}_{(Ci)} \quad 0].$$

It is easily verified that  $(\hat{\mathcal{A}}'_{(Ci)}, \hat{\mathcal{B}}'_{(Ci)}, \hat{\mathcal{C}}'_{(Ci)})$  satisfies condition (Ci). Hence, due to Theorem 16,  $(\mathcal{A}_k, \mathcal{B}_k, \mathcal{C}_k)$  is equivalent to  $(\hat{\mathcal{A}}'_{(Ci)}, \hat{\mathcal{B}}'_{(Ci)}, \hat{\mathcal{C}}'_{(Ci)})$ . We will show that  $(\hat{\mathcal{A}}'_{(Ci)}, \hat{\mathcal{B}}'_{(Ci)}, \hat{\mathcal{C}}'_{(Ci)})$  is equivalent to  $(\hat{\mathcal{A}}_{(Ci)}, \hat{\mathcal{B}}_{(Ci)}, \hat{\mathcal{C}}_{(Ci)})$  by using Lemma 24. With this in mind, suppose that  $(\hat{\mathcal{A}}'_{(Ci)}, \hat{\mathcal{B}}'_{(Ci)}, \hat{\mathcal{C}}'_{(Ci)}) \in \mathcal{P}(\hat{\mathcal{A}}'_{(Ci)}, \hat{\mathcal{B}}'_{(Ci)}, \hat{\mathcal{C}}'_{(Ci)})$ ,  $x \in \mathbb{R}^2$  and  $\lambda \in \mathbb{R}$  are such that

$$x \neq 0 \quad \text{and} \quad x^\top \hat{\mathcal{A}}'_{(Ci)} = \lambda \hat{\mathcal{C}}'_{(Ci)}.$$

Then  $x_2 = 0$  and  $y = x_1$  is such that

$$y \neq 0, \quad y^\top \hat{\mathcal{A}}_{(Ci)} = \lambda \hat{\mathcal{C}}_{(Ci)}, \quad y^\top \hat{\mathcal{B}}'_{(Ci)} = x^\top \hat{\mathcal{B}}_{(Ci)},$$

where  $(\hat{A}_{(Ci)}, \hat{B}_{(Ci)}, \hat{C}_{(Ci)}) \in \mathcal{P}(\hat{A}_{(Ci)}, \hat{B}_{(Ci)}, \hat{C}_{(Ci)})$ . Conversely, suppose that  $(\hat{A}'_{(Ci)}, \hat{B}'_{(Ci)}, \hat{C}'_{(Ci)}) \in \mathcal{P}(\hat{A}'_{(Ci)}, \hat{B}'_{(Ci)}, \hat{C}'_{(Ci)})$ ,  $y \in \mathbb{R}$  and  $\lambda \in \mathbb{R}$  are such that  $y \neq 0$  and  $y^\top \hat{A}'_{(Ci)} = \lambda \hat{C}'_{(Ci)}$ . Let

$$\hat{A}'_{(Ci)} = \begin{bmatrix} \hat{A}_{(Ci)} & 0 \\ 1 & 1 \end{bmatrix}, \quad \hat{B}'_{(Ci)} = \begin{bmatrix} \hat{B}_{(Ci)} \\ 0 \end{bmatrix}, \quad \hat{C}'_{(Ci)} = [\hat{C}_{(Ci)} \quad 0].$$

Then  $x = [y \quad 0]^\top$  is such that

$$x \neq 0, \quad x^\top \hat{A}'_{(Ci)} = \lambda \hat{C}'_{(Ci)}, \quad x^\top \hat{B}'_{(Ci)} = y^\top \hat{B}_{(Ci)}.$$

From Lemma 24 it follows that  $(\hat{A}'_{(Ci)}, \hat{B}'_{(Ci)}, \hat{C}'_{(Ci)})$  is equivalent to  $(\hat{A}_{(Ci)}, \hat{B}_{(Ci)}, \hat{C}_{(Ci)})$ , hence  $(A_k, B_k, C_k)$  is equivalent to  $(\hat{A}_{(Ci)}, \hat{B}_{(Ci)}, \hat{C}_{(Ci)})$  as well. ■

### C. Proof of Lemma 21

*Lemma 25:* Let  $\mathcal{M} \in \{0, *, ?\}^{p \times q}$  be a pattern matrix and consider the corresponding graph  $G(\mathcal{M}) = (V, E_* \cup E_?)$ . Suppose that each node in  $G(\mathcal{M})$  is colored white or black and let  $D \in \mathbb{R}^{p \times p}$  be the diagonal matrix defined by

$$D_{\ell\ell} = \begin{cases} 1 & \text{if node } \ell \text{ is black,} \\ 0 & \text{otherwise.} \end{cases}$$

If node  $i$  has exactly one white out-neighbor  $j$  and  $(i, j) \in E_*$ , then for all  $M \in \mathcal{P}(\mathcal{M})$  and  $z \in \mathbb{R}^p$  we have that  $z^\top [M \quad D] = 0$  if and only if  $z^\top [M \quad D + e_j e_j^\top] = 0$ , where  $e_j \in \mathbb{R}^p$  is the  $j$ -th standard basis vector.

*Proof:* Suppose that  $M \in \mathcal{P}(\mathcal{M})$  and  $z \in \mathbb{R}^p$  are such that  $z^\top [M \quad D + e_j e_j^\top] = 0$ . Clearly,  $z^\top (D + e_j e_j^\top) = 0$  implies that  $z^\top D = 0$  and thus  $z^\top [M \quad D] = 0$ .

Conversely, suppose that  $M \in \mathcal{P}(\mathcal{M})$  and  $z \in \mathbb{R}^p$  are such that  $z^\top [M \quad D] = 0$ . Note that  $z^\top [M \quad D + e_j e_j^\top] = z^\top [M \quad D] = 0$  if  $z_j = 0$ , hence it is sufficient to show that  $z_j = 0$ . To this end, since  $i$  has exactly one white out-neighbor  $j$ , from the  $i$ -th column of  $z^\top M = 0$  we infer that

$$z_j M_{ji} + \sum_{\ell \text{ is black}} z_\ell M_{\ell i} = 0.$$

But  $z^\top D = 0$  implies that  $z_\ell = 0$  if  $\ell$  is black, hence the latter reduces to  $z_j M_{ji} = 0$ . Since  $(i, j) \in E_*$  we have  $M_{ji} \neq 0$ , which implies  $z_j = 0$ . This completes the proof. ■

We are now ready to provide a Proof of Lemma 21.

*Proof of Lemma 21:* Let  $\mathcal{T} = \text{col}(\mathcal{M}, \mathcal{N})$  and  $S(\mathcal{T})$  be the derived set of  $G(\mathcal{T})$ . By applying Lemma 25 repeatedly after every color change, we conclude that for all  $T \in \mathcal{P}(\mathcal{T})$  and  $z \in \mathbb{R}^{r+1}$  it holds that  $z^\top T = 0$  if and only if  $z^\top [T \quad \sum_{i \in S(\mathcal{T})} e_i e_i^\top] = 0$ , where  $e_i \in \mathbb{R}^{r+1}$  is the  $i$ -th standard basis vector.

To prove the ‘if’ part, suppose that  $1 \in S(\mathcal{T})$ . Note that  $z^\top \sum_{i \in S(\mathcal{T})} e_i e_i^\top = 0$  implies that  $z_i = 0$  if node  $i \in S(\mathcal{T})$ . Therefore, for all  $T \in \mathcal{P}(\mathcal{T})$  and  $z \in \mathbb{R}^{r+1}$  we have that  $z^\top T = 0$  implies  $z_1 = 0$ , i.e.,  $\mathcal{M}$  is independent of  $\mathcal{N}$ .

Conversely, suppose that  $1 \notin S(\mathcal{T})$ . We will then show that there exist  $T \in \mathcal{P}(\mathcal{T})$  and  $z \in \mathbb{R}^{r+1}$  such that

$$z_1 \neq 0 \quad \text{and} \quad z^\top T = 0, \quad (32)$$

i.e.,  $\mathcal{M}$  is not independent of  $\mathcal{N}$ . Note that for all  $i \in V$  and  $j \notin S(\mathcal{T})$ , it follows that either  $(i, j) \notin E_*$  or  $(i, j) \in E_*$

but there exists a node  $\ell \neq j$  such that  $\ell \notin S(\mathcal{T})$  and  $(i, \ell) \in E_* \cup E_?$ . This implies that

$$\sum_{j \notin S(\mathcal{T})} T_{ji} = \begin{cases} 0 & \text{if } T_{ji} = 0 \text{ for all } j \notin S(\mathcal{T}), \\ ? & \text{otherwise.} \end{cases}$$

for all  $i \in V$ . In other words, there exists  $T \in \mathcal{P}(\mathcal{T})$  such that  $\sum_{j \notin S(\mathcal{T})} T_{ji} = 0$  for all  $i \in V$ , hence the vector  $z \in \mathbb{R}^{r+1}$  defined by

$$z_j = \begin{cases} 1 & \text{if } j \notin S(\mathcal{T}), \\ 0 & \text{otherwise,} \end{cases}$$

is such that (32) holds. This completes the proof. ■

### REFERENCES

- [1] E. G. Gilbert, ‘‘Controllability and observability in multivariable control systems,’’ *SIAM J. Control Optim.*, vol. 2, pp. 128 – 151, 1963.
- [2] F. M. Callier and C. D. Nahum, ‘‘Necessary and sufficient conditions for the complete controllability and observability of systems in series using the coprime decomposition of a rational matrix,’’ *IEEE Trans. Circuits Syst.*, vol. 22, pp. 90 – 95, 1975.
- [3] P. A. Fuhrmann and U. Helmke, *The Mathematics of Networks of Linear Systems*. Springer, 2015.
- [4] S. Hara, T. Hayakawa, and H. Sugata, ‘‘LTI systems with generalized frequency variables: A unified framework for homogeneous multi-agent dynamical systems,’’ *SICE J. of Contr. Meas. and System Integration*, vol. 2, pp. 299 – 306, 2009.
- [5] J. Trumppf and H. L. Trentelman, ‘‘Controllability and stabilizability of networks of linear systems,’’ *IEEE Transactions on Automatic Control*, vol. 64, no. 8, pp. 3391–3398, 2019.
- [6] H. G. Tanner, ‘‘On the controllability of nearest neighbor interconnections,’’ in *Proc. of the IEEE Conference on Decision and Control*, vol. 3, 2004, pp. 2467–2472.
- [7] T. Zhou, ‘‘On the controllability and observability of networked dynamic systems,’’ *Automatica*, vol. 52, pp. 63–75, 2015.
- [8] L. Wang, X. Wang, and G. Chen, ‘‘Controllability of networked higher-dimensional systems with one-dimensional communication,’’ *Philosophical Transactions of the Royal Society A: Mathematical, Physical and Engineering Sciences*, vol. 375, no. 2088, p. 20160215, 2017.
- [9] L. Wang, G. Chen, X. Wang, and W. K. Tang, ‘‘Controllability of networked mimo systems,’’ *Automatica*, vol. 69, pp. 405–409, July 2016.
- [10] A. Rahmani, M. Ji, M. Mesbahi, and M. Egerstedt, ‘‘Controllability of multi-agent systems from a graph-theoretic perspective,’’ *SIAM Journal on Control and Optimization*, vol. 48, no. 1, pp. 162–186, 2009.
- [11] Y. Liu, J.-J. E. Slotine, and A. L. Barabási, ‘‘Controllability of complex networks,’’ *Nature*, vol. 473, no. 7346, pp. 167–173, 2011.
- [12] M. Trefois and J.-C. Delvenne, ‘‘Zero forcing number, constrained matchings and strong structural controllability,’’ *Linear Algebra and its Applications*, vol. 484, pp. 199–218, 2015.
- [13] J. Jia, H. J. van Waarde, H. L. Trentelman, and M. K. Camlibel, ‘‘A unifying framework for strong structural controllability,’’ *To appear in IEEE Transactions on Automatic Control*, 2020.
- [14] M. A. Rahimian and A. G. Aghdam, ‘‘Structural controllability of multi-agent networks: Robustness against simultaneous failures,’’ *Automatica*, vol. 49, no. 11, pp. 3149–3157, 2013.
- [15] S. S. Mousavi, M. Haeri, and M. Mesbahi, ‘‘On the structural and strong structural controllability of undirected networks,’’ *IEEE Transactions on Automatic Control*, vol. 63, no. 7, pp. 2234–2241, 2018.
- [16] J. Jia, H. L. Trentelman, W. Baar, and M. K. Camlibel, ‘‘Strong structural controllability of systems on colored graphs,’’ *To appear in IEEE Transactions on Automatic Control*, 2020.
- [17] A. Chapman and M. Mesbahi, ‘‘On strong structural controllability of networked systems: A constrained matching approach,’’ in *Proc. of the American Control Conference (ACC)*, 2013, pp. 6126–6131.
- [18] N. Monshizadeh, S. Zhang, and M. K. Camlibel, ‘‘Zero forcing sets and controllability of dynamical systems defined on graphs,’’ *IEEE Transactions on Automatic Control*, vol. 59, no. 9, pp. 2562–2567, 2014.
- [19] C.-T. Lin, ‘‘Structural controllability,’’ *IEEE Transactions on Automatic Control*, vol. 19, no. 3, pp. 201–208, 1974.
- [20] J. Dion, C. Commault, and J. van der Woude, ‘‘Generic properties and control of linear structured systems: a survey,’’ *Automatica*, vol. 39, no. 7, pp. 1125–1144, 2003.

- [21] C. Commault, "Structural controllability of networks with dynamical structured nodes," *To appear in IEEE Transactions on Automatic Control*, 2019.
- [22] N. Popli, S. Pequito, S. Kar, A. P. Aguiar, and M. Ilić, "Selective strong structural minimum-cost resilient co-design for regular descriptor linear systems," *Automatica*, vol. 102, pp. 80–85, 2019.
- [23] N. J. Cowan, E. J. Chastain, D. A. Vilhena, J. S. Freudenberg, and C. T. Bergstrom, "Nodal dynamics, not degree distributions, determine the structural controllability of complex networks," *PLoS one*, vol. 7, no. 6, p. e38398, June 2012.
- [24] C. Commault and A. Kibangou, "Generic controllability of networks with identical siso dynamical nodes," *IEEE Transactions on Control of Network Systems*, pp. 1–1, October 2019.
- [25] B. M. Shali, H. J. van Waarde, M. K. Camlibel, and H. L. Trentelman, "Properties of pattern matrices with applications to structured systems," <https://arxiv.org/abs/2011.12158>, 2020.
- [26] J. F. Carvalho, S. Pequito, A. P. Aguiar, S. Kar, and K. H. Johansson, "Composability and controllability of structural linear time-invariant systems: Distributed verification," *Automatica*, vol. 78, pp. 123–134, 2017.
- [27] J. Jia, H. L. Trentelman, and M. K. Camlibel, "Fault detection and isolation for linear structured systems," *IEEE Control Systems Letters*, vol. 4, no. 4, 2020.
- [28] H. Trentelman, A. Stoorvogel, and M. Hautus, *Control Theory for Linear Systems*. Springer Science & Business Media, 2012.