

Decision Theory and Large Deviations for Dynamical Hypotheses Tests: The Neyman-Pearson, Min-Max and Bayesian Tests

Hermes H. Ferreira, Artur O. Lopes and Sílvia R.C. Lopes

Mathematics and Statistics Institute
Federal University of Rio Grande do Sul
Porto Alegre, RS, Brazil

December 28, 2021

Abstract

We analyze hypotheses tests using classical results on large deviations to compare two models, each one described by a different Hölder Gibbs probability measure. One main difference to the classical hypothesis tests in Decision Theory is that here the two measures are singular with respect to each other. Among other objectives, we are interested in the decay rate of the wrong decisions probability, when the sample size n goes to infinity. We show a dynamical version of the Neyman-Pearson Lemma displaying the ideal test within a certain class of similar tests. This test becomes exponentially better, compared to other alternative tests, when the sample size goes to infinity. We are able to present the explicit exponential decay rate. We also consider both, the Min-Max and a certain type of Bayesian hypotheses tests. We shall consider these tests in the log likelihood framework by using several tools of Thermodynamic Formalism. Versions of the Stein's Lemma and Chernoff's information are also presented.

Keywords: Decision Theory, Large Deviations Properties, Rejection Region, Neyman-Pearson Lemma, Min-Max Hypotheses Test, Bayesian Hypotheses Test, Thermodynamic Formalism, Gibbs Probabilities.

2020 Mathematics Subject Classification: 62C20, 62C10, 37D35.

1 Introduction

The problem we are interested in this work can be simply expressed as the following: there are two ergodic probability measures μ_0 and μ_1 that we know, in advance, what they are. A data set is obtained by ergodicity, but we do not know, in advance, if it was originated from μ_0 or μ_1 . Suppose it comes from the random process associated with μ_1 . From this data set, we need to decide which one of the two processes generated this data set. A hypotheses test is a method that helps us to make such a choice. We want to design tests such that by observing the data set generated from the random process - indexed by the integers - we shall be able to make the right decision, that is, to choose the alternative μ_1 . In addition, we wish to make optimal choices among possible tests. Classical results on Large Deviations (LD) properties can estimate the risk that a wrong

decision is made. From the Bayesian point of view, we should attach to μ_0 a probability π_0 and to μ_1 a probability π_1 , such that $\pi_0 + \pi_1 = 1$.

We shall consider a certain class of probabilities on the Borel sigma algebra of the symbolic space $\Omega = \{1, 2, \dots, d\}^{\mathbb{N}}$. Points in Ω will be denoted by $y = (b_0, b_1, b_2, b_3, \dots, b_n, \dots)$. The shift transformation σ is given by $\sigma(b_0, b_1, b_2, b_3, \dots, b_n, \dots) = (b_1, b_2, b_3, \dots, b_n, \dots)$.

Our main interest lays on the decay rate of the probability of wrong decisions in terms of the sample size n . Using large deviation techniques we will try to determine the optimal rate for different cases.

We shall extend the reasoning described on page 91, section VI, of [9], where the author considers LD properties. However, we point out that, in [9], there is no dynamics involved in the process.

A reference for Thermodynamic Formalism is [32] (see also [16] and [30]). For results on Large Deviations for Thermodynamic Formalism we refer the reader to [24], [28], [29] and [30]. Important references for basic results in Hypotheses tests are [1], [9], [13], [15], sections 3.4 and 3.5 in [17], [23] and [33]. For additional results on the Bayesian point of view in Thermodynamic Formalism, we refer the reader to [19], [25] and [31].

References on applications of hypotheses tests to Game Theory are [4], [7].

Invariant probabilities for the shift transformation correspond to stationary processes X_n , for $n \in \mathbb{N}$, with values on $\{1, 2, \dots, d\}$.

Given a Hölder potential $A : \Omega \rightarrow \mathbb{R}$ the pressure of A is defined as

$$P(A) := \sup_{\mu \text{ invariant for the shift}} \left\{ \int A d\mu + h(\mu) \right\},$$

where $h(\mu)$ is the Shannon-Kolmogorov entropy for the invariant probability measure μ . The unique probability which realizes such supremum is called the Hölder equilibrium probability for the potential A . It's known that $P(A)$ is an analytic function on the potential A (see [32]). This property is quite useful to obtain good large deviation properties (see, for instance, [17], [18], [29] and [30]).

Consider a Hölder continuous function $\log J : \Omega \rightarrow \mathbb{R}$, where $J > 0$, such that

$$\sum_{a=1}^d J(a, b_0, b_1, b_2, b_3, \dots) = 1, \quad (1.1)$$

for all $y = (b_0, b_1, b_2, b_3, \dots) \in \Omega$.

In this case, $P(\log J) = 0$ and the Hölder equilibrium probability will be called a Hölder Gibbs equilibrium probability for $\log J$. For instance, when $\log J = -\log d$, the corresponding equilibrium probability will be the maximum entropy probability, which is the independent probability with weights $1/d$.

Equilibrium probabilities play a central role in several problems in Statistical Physics and Information Theory. Hypotheses tests are relevant in all these domains; see, for instance [5], [34], [35] and [37]. For instance, [36] describes the role of hypotheses tests in the Discovery of a Higgs Boson. The scope of our work can be eventually useful in all these areas.

The Hölder equilibrium probabilities μ have no atoms (no points $x \in \Omega$ such that $\mu(x) > 0$). For each Hölder Gibbs probability μ , one can associate a unique Hölder continuous function $\log J : \Omega = \{1, 2, \dots, d\}^{\mathbb{N}} \rightarrow \mathbb{R}$ (see [32]). We call J the Jacobian of μ . Any Jacobian function considered here is of Hölder class and from this follows that the associated probability measure μ is ergodic (see [32]).

A stationary Markov process X_n , $n \in \mathbb{N}$, with state space $\{1, 2, \dots, d\}$, associated to a $d \times d$ line stochastic matrix \mathcal{P} , defines a shift invariant probability μ in $\{1, 2, \dots, d\}^{\mathbb{N}}$. One can show that the associated Jacobian function J on the cylinder $\overline{i \ j}$ has the constant value $\frac{\pi_i p_{ij}}{\pi_j}$, where $\pi = (\pi_1, \pi_2, \dots, \pi_d)$ is the initial stationary vector for \mathcal{P} . In the 2×2 case, we get that $\frac{\pi_i p_{ij}}{\pi_j} = p_{ji}$, for $i, j = 1, 2$ (see Section 7). The Jacobian is the natural extension of the concept of stochastic matrix (see example 1, in [30] or page 27 in [32]). The references [2], [21] and [22] consider statistical tests for Markov Chains but using different methodologies.

The Shannon-Kolmogorov entropy of such shift invariant probability μ is given by the formula $h(\mu) = - \int \log J d\mu$.

When considering two probabilities μ_0 and μ_1 , with respective Jacobians J_0 and J_1 , it is natural to consider the log-likelihood

$$\log J_0 - \log J_1. \tag{1.2}$$

In this case, a relation that will be important in future sections (see expressions (3.16) and (3.17)) is:

$$- h(\mu_0) - \int \log J_1 d\mu_0 = \int (\log J_0 - \log J_1) d\mu_0 > 0. \tag{1.3}$$

In the reference [25], such kind of loss function is also analyzed under time evolution but from another perspective. Expression (1.2) is a particular case of a more general class of loss functions described by expression (3) in [31].

The value $\int (\log J_0 - \log J_1) d\mu_0$ is also known as *Kullback-Leibler divergence*. For some results on Kullback-Leibler divergence, we refer the reader to [11], [21], [26], [27] and [34].

Two different Hölder Gibbs probabilities are singular to each other (see [32] or appendix 7.3 in [30]). We point out that, in most of the cases in the classical Hypotheses tests setting, it is considered families of probabilities which are **absolutely continuous** with respect to each other. The set of Hölder Gibbs probabilities is dense (in the weak* topology) in the set of shift invariant probabilities (see, for instance, [29]). Therefore, we are considering here a larger class of possible pairs. It is the information of the Jacobians that allows us to compare two probabilities which are singular with respect to each other.

Here we will just consider probabilities μ on Ω of Hölder Gibbs type. The associated stochastic process $\{X_n\}_{n \in \mathbb{N}}$, taking values on $\{1, 2, \dots, d\}$, is described by

$$\mathbb{P}(X_0 = a_0, X_2 = a_2, \dots, X_n = a_n) = \mu(\overline{a_0, a_2, \dots, a_n}), \tag{1.4}$$

where $\overline{a_0, a_2, \dots, a_n} \subset \Omega$ is a general cylinder set.

Our tests are based on estimations of Birkhoff sums, $y \in \Omega$,

$$\frac{1}{n} \sum_{i=0}^{n-1} \log \left(\frac{J_0(\sigma^i(y))}{J_1(\sigma^i(y))} \right), \tag{1.5}$$

that is, via the Jacobians of μ_0 and μ_1 , and rejection regions given by (2.2) and (2.3). We say the sample size goes to infinity when we take the limit $n \rightarrow \infty$ in expression (1.5). We point out that the terminology *sampling* in generally refers to the case where the sample is obtained via an independent process (which is not the case here).

Some of the results in [25] for Bayes posterior convergence are based on the measure of cylinder sets. Here the dynamical tests are based on the Jacobians.

The paper is organized as follows: in Section 2 we present the basic idea of two simple hypotheses test in the thermodynamical formalism sense, where the definition of the *type I* and *type II errors* are stated. In Section 3, Large Deviation properties and some basic results are presented. The Neyman-Pearson Lemma is the main result in Section 4. The Min-Max hypotheses test is presented in Section 5, while the Bayesian hypotheses test is in Section 6. Finally, Section 7 presents an example based on the Min-Max hypotheses test.

We point out that when showing optimality in Section 4 (the claim of Theorem A), when $n \rightarrow \infty$, for our version of the dynamical Neyman-Pearson Lemma, we compare a test with others in the same class (and not with respect to the universe of all possible tests). However, we will be able to present the explicit coefficient of exponential decay to zero of wrong decisions, when $n \rightarrow \infty$, in terms of the Legendre transform of the Pressure function.

2 Preliminaries on Hypotheses Tests

In this section, we set the preliminaries and basics concepts for introducing simple hypotheses test in the setting of thermodynamic formalism.

For each stochastic process $\{X_n\}_{n \in \mathbb{N}}$ we consider the associated probability on the symbolic space $\Omega = \{1, \dots, d\}^{\mathbb{N}}$. We can test two simple hypotheses in the following way:

H_0 : $\{X_n\}_{n \in \mathbb{N}}$ is described by μ_0 with Jacobian J_0

H_1 : $\{X_n\}_{n \in \mathbb{N}}$ is described by μ_1 with Jacobian J_1 .

The two measures μ_0 and μ_1 considered here are Hölder Gibbs probabilities and, therefore, are singular with respect to each other. As far as the authors know, this type of tests for a pair of singular probabilities was not considered before in the literature.

We want to decide which one of the two hypotheses is true from a data set of the form $y_i = \sigma^i(y_0)$, $i = 0, 1, 2, \dots, n-1$, where $y_0 \in \Omega$ is chosen at random according to a given ergodic measure μ . In Section 4 and Subsection 4.1, we will choose to fix such μ as μ_1 . We are interested in the Large Deviations properties for such types of tests. The information of the probabilities μ_0 and μ_1 obtained from the respective Jacobians J_0 and J_1 allows us to consider tests of the log-likelihood type. More precisely, it will be natural to consider loss functions of the form $\log J_0 - \log J_1$, under the time evolution of certain stochastic processes.

One can announce H_1 when, in fact, H_0 is true. This is called the *false alarm* or *type I error*. The probability of false alarm is usually denoted by α , which is called *the test size*. Therefore, the value α denotes $\alpha := \mathbb{P}(\text{Decide } H_1 \mid H_0 \text{ is true})$. We choose α such that $0 < \alpha < 1$.

On the other hand, one can announce H_0 when, in fact, H_1 is true. This is called a *misspecification* or *type II error*. The probability of misspecification is usually denoted by $1 - \beta$. The *detection rate* is the value $\beta \in (0, 1)$, which describes the probability $\beta := \mathbb{P}(\text{Decide } H_1 \mid H_1 \text{ is true})$. The value β is called the *power of the test*. In general, one hopefully would like to fix a value of β close to 1.

We do not know in advance which hypothesis H_0 or H_1 is more likely to happen (at least for non-Bayesian tests).

In Section 4 we are interested in an optimal procedure which can be described schematically in the following way: we consider a class of possible tests and one of them will be fixed for comparison. The other tests will be called alternative tests. We shall investigate which one is the test that minimizes the total error probability, that is, we would like to maximize the power of the test, among all tests that have a certain test size (in the sense of appendix B1, on page 611, in [37]). This result can be seen as a dynamical version of the Neyman-Pearson Lemma.

We point out that the Bayesian point of view will be explored in Section 6.

The *test statistics* we consider will be associated to the time series $y, \sigma(y), \dots, \sigma^n(y)$ and to the log-likelihood form given by

$$S_n(y) := \frac{1}{n} \sum_{i=0}^{n-1} \log \left(\frac{J_0(\sigma^i(y))}{J_1(\sigma^i(y))} \right). \quad (2.1)$$

A similar log-likelihood test was considered in section VI of [9], but no dynamics. Here $y \in \Omega$ will be taken in a Birkhoff's set for an ergodic probability (not sampling).

Remark 2.1. Given the probabilities μ_0 (associated to H_0) and μ_1 (associated to H_1), as $\int (\log J_0 - \log J_1) d\mu_1 < 0$, then, for μ_1 almost every x , we get that S_n will become negative. On the other hand, as $\int (\log J_0 - \log J_1) d\mu_0 > 0$, then, for μ_0 almost every x , S_n will become positive. This leads us to the study and design of tests via rejection regions.

We shall introduce a sequence u_n , $n \in \mathbb{N}$, which will be necessary for the test. The rejection region \mathcal{R}_n is defined as

$$\mathcal{R}_n := \{x \in \Omega \mid S_n < u_n\}, \quad n \in \mathbb{N}. \quad (2.2)$$

We assume that the sequence u_n has a limit:

$$\lim_{n \rightarrow \infty} u_n = E. \quad (2.3)$$

Without loss of generality, we assume that the sequences u_n , $n \in \mathbb{N}$, are monotonous. The values of E will be taken in an open interval which will be described later by Remark 3.1. In the dynamic sense, the important quantity is the limit value E and not the specific values u_n .

Given a sample of size n , if $S_n < u_n$, we announce H_1 , when H_0 is true, and if $S_n > u_n$ we announce H_0 , when H_1 is true. This is the interpretation of wrong decisions. In all tests considered here, the main point is to find the optimal choice of E (which is the limit of u_n , $n \in \mathbb{N}$) and its relationship with the asymptotic values of

$$\mu_1(S_n \geq u_n) \quad \text{or} \quad \mu_0(S_n \leq u_n), \quad (2.4)$$

for large n .

For all tests, we shall consider large data sets and we are interested in minimizing the exponential rate of the probability of a wrong decision. In this direction, it will be necessary to study Large Deviations properties first. The results on Large Deviations, that we need here, shall be presented in Section 3.

From an experimental point of view, the confidence in the information $S_n(y) > u_n$, given by a Birkhoff's time series of large size n obtained from the ergodicity of μ_0 , is related to the asymptotic velocity of the sequence $\mu_0(S_n \leq u_n)$ going to zero, when n goes to infinity.

For the Neyman-Pearson Lemma (see Section 4 and Subsection 4.1), the large samples will be taken according to μ_1 and we want to estimate how small is the probability $1 - \beta_n$ of announcing H_0 when H_1 is true. In this case, we shall consider samples of the process S_n , for $n \in \mathbb{N}$, which will be produced with the random choice given by μ_1 and not by μ_0 .

We denote by $\beta_n := \mu_1(\mathcal{R}_n)$ the power of the test at time n . We want to analyze the misspecification probability, or the type II error, which will be denoted by

$$1 - \beta_n = \mu_1(\Omega - \mathcal{R}_n) = 1 - \mu_1(\mathcal{R}_n) = \mu_1(S_n > u_n), \quad (2.5)$$

from samples of size n .

The asymptotic values of the probabilities of $\mu_1(S_n > u_n)$ and $\mu_0(S_n \leq u_n)$, for $n \in \mathbb{N}$, are the essential information we shall consider. The main issue here is: $\mu_1\{x | S_n > u_n\}$ is associated with a wrong decision by announcing H_0 when H_1 is true. On the other hand $\mu_0\{x | S_n \leq u_n\}$ is associated with another type of wrong decision by announcing H_1 when H_0 is true.

Alternative tests A to the NP test are associated to sequences \tilde{u}_n , $n \in \mathbb{N}$, and rejection regions

$$\mathcal{R}_n^A := \{x \in \Omega | S_n < \tilde{u}_n\}, \quad n \in \mathbb{N}. \quad (2.6)$$

Given a probability μ_1 and a test A associated to a sequence \tilde{u}_n and $E \leq 0$, in the case there exists $c > 0$ such that

$$\lim_{n \rightarrow \infty} \frac{1}{n} \log(\mu_1(\Omega - \mathcal{R}_n^A)) = \lim_{n \rightarrow \infty} \frac{1}{n} \log(\mu_1(S_n > \tilde{u}_n)) < c < 0,$$

then the test works fine (see Remark 2.1). The value c regulates the speed of exponential convergence to 0. This leads us to the design of optimal tests among the possible A tests.

The main result of Section 4, related to the maximization of the test power, is given by Theorem 4.1. It is a dynamical version of the Neyman-Pearson Lemma. We state this theorem below.

In order to simplify the notation we will consider the specific case where

$$\lim_{n \rightarrow \infty} u_n = E^{NP} = \int \log J_0 d\mu_0 - \int \log J_1 d\mu_0. \quad (2.7)$$

Theorem A. Consider the test when

$$u_n \rightarrow E^{NP} = \int \log J_0 d\mu_0 - \int \log J_1 d\mu_0.$$

When comparing test for the above value of E^{NP} , with the tests for other possible values of E , the one associated to E^{NP} minimizes the type II error.

The above means that for any other alternative test A , that is, for any sequence \tilde{u}_n , converging to a certain value E , we get

$$\lim_{n \rightarrow \infty} \frac{1}{n} \log(\mu_1(S_n > \tilde{u}_n)) > \lim_{n \rightarrow \infty} \frac{1}{n} \log(\mu_1(S_n > u_n))$$

$$= - \left(\int \log J_0 d\mu_0 - \int \log J_1 d\mu_0 \right) = -E^{NP},$$

for tests A satisfying the following condition concerning the test size:

$$\mu_0(S_n < \tilde{u}_n) \leq \mu_0(S_n < u_n).$$

One can show that the test associated with ENP is exponentially better than the others, when $n \rightarrow \infty$, via the explicit decay rate expressions (4.14) and (4.19). One could also fix another value \bar{E} and get similar optimality results when comparing with other test for different values of $E \neq \bar{E}$.

The optimality of the claim of Theorem A can be expressed by saying that

$$\lim_{n \rightarrow \infty} \frac{1}{n} \log(\mu_1(\mathcal{R}_n^A)) > \lim_{n \rightarrow \infty} \frac{1}{n} \log(\mu_1(\mathcal{R}_n^{NP})),$$

where \mathcal{R}_n^{NP} is the rejection region for $u_n \rightarrow E^{NP}$.

In the other two tests (see Sections 5 and 6) we shall also consider large samples S_n , but we have to compare the corresponding asymptotic laws according to μ_1 and also μ_0 , in terms of the expression (2.4).

Section 5 shall consider loss functions and the Min-Max hypotheses test. In that case, it will be natural to consider the *pressure* as a function of a real parameter $t \in \mathbb{R}$, more precisely, we shall need the function P_1 given by

$$t \rightarrow P_1(t) := P(t(\log J_0 - \log J_1) + \log J_1).$$

The main result in Section 5 is Theorem 5.1 that we state here:

Theorem B. *In the Min-Max hypotheses test, the best choice of E will be $E = 0$. Moreover, the best decay rate for minimizing the probability of wrong decisions is given by e^{nr} , where $r < 0$ is the minimum value of the pressure function P_1 . The value of r is given by $r = h(\mu) + \int \log J_1 d\mu$, where μ is a Gibbs probability measure satisfying $\int (\log J_0 - \log J_1) d\mu = 0$.*

In Section 6 a certain type of Bayesian hypotheses test will be studied. Hypothesis H_0 will have probability π_0 and hypothesis H_1 will have probability π_1 , where $\pi_0 + \pi_1 = 1$. In this section, we shall consider rejections regions of the form

$$\mathcal{R}_{n,\lambda} := \left\{ x \in \Omega \left| \frac{1}{n} \sum_{i=0}^{n-1} \log J_\lambda(\sigma^i(y)) < u_n \right. \right\}, \quad \text{for } n \in \mathbb{N}, \quad (2.8)$$

where

$$J_\lambda := \lambda J_1 + (1 - \lambda) J_0, \quad \text{for } \lambda \in [0, 1]. \quad (2.9)$$

We shall estimate $\pi_1 \mu_1(S_n > u_n)$ and $\pi_0 \mu_0(S_n \leq u_n)$, for $n \in \mathbb{N}$. For this test, we shall exhibit the best value of E_λ that minimizes the probability of a wrong decision (see expressions (6.21), (6.22) and (6.24)), for each λ . We shall also find the best possible E_λ value, producing the best decay rate, among all possible values of λ .

We will show a version of Chernoff's information in Section 6.

3 Preliminaries on Large Deviations Properties

In this section, we shall present the specific Large Deviations properties which will be necessary for the proof of our main results in Sections 4, 5, and 6. First, we briefly mention some basic results on the topic of large deviations in Thermodynamic Formalism. Denote by μ a Hölder Gibbs probability on Ω and consider a Hölder function $\varphi : \Omega \rightarrow \mathbb{R}$. The Birkhoff's Theorem claims that, for μ -almost every point $y \in \Omega$, we get that $\lim_{n \rightarrow \infty} \frac{1}{n} \sum_{i=0}^{n-1} \varphi(\sigma^i(y)) = \int \varphi d\mu$. We are interested in the estimation of the deviations of $\frac{1}{n} \sum_{i=0}^{n-1} \varphi(\sigma^i(y))$ (the times series mean value) from the limit $\int \varphi d\mu$. The large deviation function $I : \mathbb{R} \rightarrow [0, \infty)$ will help in this direction. The function I will be analytic and shall take the zero value only in the point $\int \varphi d\mu$. The function I is the Legendre transform of the analytic strictly convex function

$$t \rightarrow c(t) := \lim_{n \rightarrow \infty} \frac{1}{n} \log \int e^{t \sum_{i=0}^{n-1} \varphi(\sigma^i(y))} d\mu(y). \quad (3.10)$$

Under the above hypotheses the following large deviation results are true (see, for instance, [24], [28] or [30] for more details):

1. given an open interval $(a, b) \subset \mathbb{R}$,

$$\lim_{n \rightarrow \infty} \frac{1}{n} \log \mu \left\{ y \in \Omega \mid \frac{1}{n} \sum_{i=0}^{n-1} \varphi(\sigma^i(y)) \in (a, b) \right\} \geq - \inf \{I(z) \mid z \in (a, b)\}. \quad (3.11)$$

2. given a closed interval $[a, b] \subset \mathbb{R}$,

$$\lim_{n \rightarrow \infty} \frac{1}{n} \log \mu \left\{ y \in \Omega \mid \frac{1}{n} \sum_{i=0}^{n-1} \varphi(\sigma^i(y)) \in [a, b] \right\} \leq - \inf \{I(z) \mid z \in [a, b]\}. \quad (3.12)$$

The function I depends on μ and on φ . The probability of the set of points x , such that $\frac{1}{n} \sum_{i=0}^{n-1} \varphi(\sigma^i(y))$ deviates $\epsilon > 0$ from the mean value $\int \varphi d\mu$, converges exponentially to zero, since

$$\begin{aligned} \lim_{n \rightarrow \infty} \frac{1}{n} \log \mu \left\{ y \in \Omega \mid \frac{1}{n} \sum_{i=0}^{n-1} \varphi(\sigma^i(y)) \in (-\infty, -\epsilon] \cup [\epsilon, \infty) \right\} = \\ = - \inf \{I(z) \mid z \in (-\infty, -\epsilon] \cup [\epsilon, \infty)\} < 0. \end{aligned} \quad (3.13)$$

1. Given the sequence a_n and $c \in \mathbb{R}$, we say that $a_n \sim e^{-nc}$ if

$$\lim_{n \rightarrow \infty} \frac{1}{n} \log a_n = -c.$$

2. The value $-c$ regulates the speed of the exponential convergence to zero

In order to capture the meaning and usefulness of the above bounds in expressions (3.11) and (3.12), we can say, in a simplified way, that

$$\mu \left\{ y \in \Omega \mid \frac{1}{n} \sum_{i=0}^{n-1} \varphi(\sigma^i(y)) \in (a, b) \right\} \sim e^{-n \inf \{I(z) \mid z \in (a, b)\}}. \quad (3.14)$$

It will not make much difference in our arguments if the intervals are of the form (a, b) or $[a, b]$. If $\int \varphi d\mu$ is not in $[a, b]$ then (3.14) converges exponentially to zero with n .

For the study of large deviations on the topic of log-likelihood tests, we shall be interested in estimating

$$\mu_1(S_n > u_n) = \mu_1(S_n - u_n > 0) \quad \text{and} \quad \mu_0(S_n \leq u_n) = \mu_0(S_n - u_n \leq 0), \quad (3.15)$$

where S_n is defined by (2.1) and $u_n \rightarrow E$, when n goes to infinity. We are interested in Large Deviations for $S_n - u_n$; that is, given an interval $(a, b) \subset \mathbb{R}$, we want to estimate $\mu_j\{(S_n - u_n) \in (a, b)\}$, for $j = 0, 1$. Intervals of the type $(-\infty, 0)$ and $(0, \infty)$ are particularly important.

It is a classical result (see, for instance, [32]), that

$$\int (\log J_0 - \log J_1) d\mu_0 > 0 \quad \text{and} \quad \int (\log J_1 - \log J_0) d\mu_1 > 0. \quad (3.16)$$

We need to estimate for $j = 0, 1$.

$$\mu_j(S_n - u_n \in (a, b)) = \mathbb{P}_{\mu_j} \left(x \mid \frac{1}{n} \sum_{i=0}^{n-1} \left[\log \left(\frac{J_0(\sigma^i(y))}{J_1(\sigma^i(y))} \right) - u_n \right] \in (a, b) \right), \quad (3.17)$$

To get the correct large deviation rate, we need first to analyze the expression

$$\phi_n^j(t) := \frac{1}{n} \log \mathbb{E}_{\mu_j} \left\{ \exp \left[t \sum_{i=0}^{n-1} \left(\log \left(\frac{J_0(\sigma^i)}{J_1(\sigma^i)} \right) - u_n \right) \right] \right\}, \quad (3.18)$$

for each n and each real value t , where \mathbb{E}_{μ_j} denotes the expected value with respect to the probability μ_j , for $j = 0, 1$. Expression (3.18) is equivalent to

$$\phi_n^j(t) = \frac{1}{n} \log \left(\int e^{t \sum_{i=1}^n (\log J_0 - \log J_1)(\sigma^i(y))} d\mu_j(x) \right) - t u_n, \quad (3.19)$$

for $j = 0, 1$.

It is known (see proposition 3.2 in [24], [28], theorem 3 in [29] or [30]) that

$$\lim_{n \rightarrow \infty} \frac{1}{n} \log \left(\int e^{t \sum_{i=1}^n (\log J_0 - \log J_1)(\sigma^i(y))} d\mu_j(x) \right) = P(t(\log J_0 - \log J_1) + \log J_j). \quad (3.20)$$

Hence, from the expressions (3.18), (3.19) and (3.20), one has for $j = 0, 1$.

$$\phi^j(t) := \lim_{n \rightarrow \infty} \phi_n^j(t) = P(t(\log J_0 - \log J_1) + \log J_j) - t E, \quad (3.21)$$

Denote by P_j the function

$$t \rightarrow P_j(t) := P(t(\log J_0 - \log J_1) + \log J_j), \quad (3.22)$$

for $j = 0, 1$. The function $t \rightarrow P_j(t)$ is analytic and strictly convex, for $j = 0, 1$. Figure 3.1 shows the graphs of P_0 (in solid line) and P_1 (in dashed line), for the example in Section 7.

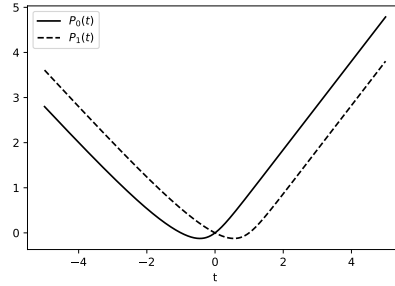


Figure 3.1: Graphs of P_0 (in solid line) and P_1 (in dashed line) for the functions defined in (3.22). For these plots we consider the data from the example in Section 7.

One can easily show that, for any $t \in \mathbb{R}$,

$$P_1(t) = P_0(t - 1). \quad (3.23)$$

The function

$$t \rightarrow P(t(\log J_0 - \log J_1) + \log J_j) - tE = P_j(t) - tE$$

is also convex, for $j = 0, 1$.

Moreover,

$$P_j(0) = P(0(\log J_0 - \log J_1) + \log J_j) = P(\log J_j) = 0, \quad (3.24)$$

for $j = 0, 1$. From chapter 4 in [32], note that

$$\frac{d}{dt}P_j(t)|_{t=0} = \frac{d}{dt}(P(t(\log J_0 - \log J_1) + \log J_j)|_{t=0}) = \int (\log J_0 - \log J_1)d\mu_j, \quad (3.25)$$

for $j = 0, 1$.

Then, $\frac{d}{dt}P_0(t)|_{t=0} > 0$ and $\frac{d}{dt}P_1(t)|_{t=0} < 0$, if $\mu_1 \neq \mu_0$. Besides,

$$\frac{d}{dt}(P(t(\log J_0 - \log J_1) + \log J_j)|_t) = \int (\log J_0 - \log J_1)d\mu_t^j, \quad (3.26)$$

where μ_t^j is the equilibrium probability for $t(\log J_0 - \log J_1) + \log J_j$ (see [32]).

There exist values $c^+ > 0 > c^-$ defined by

$$c^- := \inf_{t \in \mathbb{R}} P_1'(t) \quad \text{and} \quad c^+ := \sup_{t \in \mathbb{R}} P_1'(t).$$

From expression (3.23) we also have

$$c^- := \inf_{t \in \mathbb{R}} P_0'(t) \quad \text{and} \quad c^+ := \sup_{t \in \mathbb{R}} P_0'(t).$$

The main interest here is the following: for each value E , where $u_n \rightarrow E$, one wants to estimate the asymptotic values of $\mu_1(S_n - u_n > 0)$ and $\mu_0(S_n - u_n \leq 0)$. The following proposition states the exact values for the deviation function (see [9], [24], [28] or [29]). Before addressing this issue, one observes the following two points:

- From expression (3.23), it holds

$$\begin{aligned} \frac{d}{dt}P_1(t)|_{t=1} &= \frac{d}{dt}(P(t(\log J_0 - \log J_1) + \log J_1)|_{t=1}) \\ &= \frac{d}{dt}P_0(t)|_{t=0} = \int (\log J_0 - \log J_1) d\mu_0 > 0. \end{aligned} \quad (3.27)$$

- It is also true that

$$\frac{d}{dt}P_1(t)|_{t=0} = \frac{d}{dt}P_0(t)|_{t=-1}. \quad (3.28)$$

Remark 3.1. The values of E we shall consider are the ones such that $c^- < E < c^+$.

Proposition 3.1. For a fixed value E , it is true that

(i) If $E < \int (\log J_0 - \log J_1) d\mu_1$, then

$$\lim_{n \rightarrow \infty} \mu_1(S_n - u_n > 0) = 1. \quad (3.29)$$

(ii) If $E > \int (\log J_0 - \log J_1) d\mu_0$, then

$$\lim_{n \rightarrow \infty} \mu_0(S_n - u_n \leq 0) = 1. \quad (3.30)$$

Proof: According to [17], [18] [24], [28] or [29], the large deviation function I_j , for $(S_n - u_n)$, $n \in \mathbb{N}$, and for the measure μ_j , is

$$\begin{aligned} I_j(x) &:= \sup_t [tx - \phi^j(t)] = \sup_t [t(x + E) - P(t(\log J_0 - \log J_1) + \log J_j)] \\ &= \sup_t [t(x + E) - P_j(t)], \end{aligned} \quad (3.31)$$

for a fixed value E and $j = 0, 1$.

The large deviation function is analytic since it is the Legendre transform of an analytic function. That is,

$$\mu_j \{x \in \Omega \mid (S_n - u_n)(x) \in (a, b)\} \sim e^{-n \inf_{z \in (a, b)} I_j(z)}, \quad (3.32)$$

for $j = 0, 1$. The function $I_j(\cdot)$ is a real analytical one.

Given E , take

$$x = v_j := -E + \left(\int \log J_0 d\mu_j - \int \log J_1 d\mu_j \right). \quad (3.33)$$

By using (3.31), we get that

$$\begin{aligned} I_j(v_j) &= \sup_t [t(v_j + E) - P_j(t)] = \\ &= \sup_t \left[t \left(\int \log J_0 d\mu_j - \int \log J_1 d\mu_j \right) - P_j(t) \right] = 0 - P(0). \end{aligned}$$

because by (3.25) the supremum is attained at $t = 0$. Then, by (3.24) we get

$$I_j(v_j) = 0, \quad \text{for } j = 0, 1. \quad (3.34)$$

Note that from the strict convexity of the pressure it follows that I_j is zero only in the point v_j . Note that I is strictly monotone in the intervals $(-\infty, v_j)$ and (v_j, ∞) , $j = 0, 1$.

On the other hand, when $c^- < E < c^+$, from the expressions (3.31) and (3.26), for $x = 0$, we get t_j^E , where t_j^E , by definition, is the value such that

$$\begin{aligned} P'_j(t_j^E) &= \frac{d}{dt} (P(t(\log J_0 - \log J_1) + \log J_j)|_{t_j^E} = E \\ &= \int (\log J_0 - \log J_1) d\mu_{t_j^E}, \end{aligned} \quad (3.35)$$

and

$$\begin{aligned} I_j(0) &= t_j^E E - P(t_j^E(\log J_0 - \log J_1) + \log J_j) = t_j^E E - P_j(t_j^E) \\ &= t_j^E \left(\int (\log J_0 - \log J_1) d\mu_{t_j^E} \right) - \left[t_j^E \left(\int (\log J_0 - \log J_1) d\mu_{t_j^E} \right) \right. \\ &\quad \left. + \int \log J_j d\mu_{t_j^E} + h(\mu_{t_j^E}) \right] = - \left[\int \log J_j d\mu_{t_j^E} + h(\mu_{t_j^E}) \right] > 0, \end{aligned} \quad (3.36)$$

if $\mu_{t_j^E} \neq \mu_j$.

It follows from (3.23) that $t_0^E = t_1^E - 1$ and therefore, $P_0(t_0^E) = P_1(t_1^E)$. From this, follows that

$$I_1(0) = t_1^E E - P_1(t_1^E) \quad \text{and} \quad I_0(0) = t_0^E E - P_0(t_0^E) = I_1(0) - E. \quad (3.37)$$

Item (i): From expression (3.32), with $(a, b) = (0, \infty)$, if $E < \int (\log J_0 - \log J_1) d\mu_1$, which is equivalent to say that $v_1 > 0$, then

$$\lim_{n \rightarrow \infty} \mu_1(S_n - u_n > 0) = 1,$$

since $-\inf_{x>0} I_1(x) = 0$ (since $v_1 \in (0, \infty)$). Hence, expression (3.29) is true.

Now, we consider the other possibility: $v_1 < 0$. As $I_1(v_1) = 0$, from (3.32), with $(a, b) = (0, \infty)$, we get that v_1 does not belong to $(0, \infty)$, and then

$$\lim_{n \rightarrow \infty} \frac{1}{n} \log(\mu_1(S_n - u_n > 0)) = \lim_{n \rightarrow \infty} \frac{1}{n} \log(1 - \beta_n) = - \inf_{x>0} I_1(x) = -I_1(0) < 0. \quad (3.38)$$

$$1 - \beta_n = \mu_1(S_n - u_n > 0) \sim e^{-n \{\inf_{x \geq 0} I_1(x)\}} = e^{-n I_1(0)} \rightarrow 0.$$

This corresponds to

$$-E + \int (\log J_0 - \log J_1) d\mu_1 < 0.$$

Note that if $E = 0$ then, from the expression (3.33), we get $v_1 = \int (\log J_0 - \log J_1) d\mu_1 < 0$, and

$$\mu_1(S_n > 0) \sim e^{-n I_1(0)}, \quad (3.39)$$

where $I_1(0) > 0$.

Item (ii): On the other hand, if $E > \int (\log J_0 - \log J_1) d\mu_0$, that is, $v_0 < 0$, then as $I_0(v_0) = 0$,

$$\lim_{n \rightarrow \infty} \mu_0(S_n - u_n \leq 0) = 1, \quad (3.40)$$

since $-\inf_{x<0} I_0(x) = 0$ (since $v_0 \in (-\infty, 0)$). Expression (3.40) is true by (3.32), with $(a, b) = (-\infty, 0)$.

If $v_0 > 0$, as $I_0(v_0) = 0$, from (3.32)

$$\lim_{n \rightarrow \infty} \frac{1}{n} \log(\mu_0(S_n - u_n \leq 0)) = -\inf_{x<0} I_0(x) = -I_0(0) < 0.$$

Then, we obtain

$$\mu_0(S_n - u_n \leq 0) \sim e^{-n \{\inf_{x \leq 0} I_0(x)\}} = e^{-n I_0(0)} \rightarrow 0.$$

□

4 Dynamical Hypotheses Test

In Section 2 we introduced sequences \tilde{u}_n , $n \in \mathbb{N}$, their corresponding limits E and the rejection regions indexed by n , which determine, the acceptance or rejection regions for the test, for each $n \in \mathbb{N}$. Each one of these limit possible values E will determine a certain test and this is the class of tests we are interested here. Each of these tests will determine a certain decay rate of decreasing the probability of wrong decisions.

In this section, we shall deal with a class of dynamical hypothesis test. Its optimality property will be shown in Subsection 4.1.

From the ergodicity of μ_0 , we have

$$S_n \xrightarrow{a.s.(\mu_0)} \int \log \left(\frac{J_0}{J_1} \right) d\mu_0 = \int \log J_0 d\mu_0 - \int \log J_1 d\mu_0, \quad (4.1)$$

whenever hypothesis H_0 is true (the time series $S_n(y)$ are obtained from the randomness of the probability measure μ_0).

For the NP test, we choose a sequence u_n , such that

$$\lim_{n \rightarrow \infty} u_n = E^{NP} := \int \log J_0 d\mu_0 - \int \log J_1 d\mu_0. \quad (4.2)$$

This defines a certain rejection region

$$\mathcal{R}_n^{NP} := \{x \in \Omega \mid S_n < u_n\}, \quad n \in \mathbb{N}. \quad (4.3)$$

Each possible test, an alternative A for the NP test, is associated with a certain monotonous sequence \tilde{u}_n which converges to a determined value E . This defines a certain rejection region

$$\mathcal{R}_n^A := \{x \in \Omega \mid S_n < \tilde{u}_n\}, \quad n \in \mathbb{N}. \quad (4.4)$$

Later we shall compare the asymptotic rate error for different choices of limits E , for the sequences \tilde{u}_n , $n \in \mathbb{N}$. This requires to estimate the asymptotic in n of the probability of the rejection regions \mathcal{R}_n^A .

For analyzing the asymptotic values of $\mu_0(S_n \leq \tilde{u}_n)$, associated to the *type I error*, when n goes to infinity, it is necessary to assume that

$$\tilde{u}_n \longrightarrow E > E^{NP} = \int \log J_0 d\mu_0 - \int \log J_1 d\mu_0 > 0. \quad (4.5)$$

This is so because, from (4.1),

$$S_n \xrightarrow{a.s.(\mu_0)} E^{NP} = \int \log J_0 d\mu_0 - \int \log J_1 d\mu_0,$$

in the analysis of type I error (otherwise, $\mu_0(S_n < \tilde{u}_n)$ would converge to 1).

Later, in Subsection 4.1, we will show that E^{NP} is optimal when compared with the other tests (associated with the other values of $E \neq E^{NP}$). This optimality will be considered under certain conditions on the sequences u_n and \tilde{u}_n : for each $n \in \mathbb{N}$, the alternative hypotheses test A has a smaller or equal false alarm probability than the NP test.

The *probability of misspecification* is given by $\mathbb{P}(\text{Decide } H_0 \mid H_1 \text{ is true}) = 1 - \beta$. We are interested in minimizing the misspecification probability. We shall consider large samples of size n and shall apply classical results on large deviations theory. In the Neyman-Pearson Lemma we shall consider the *rejection region* given by (4.3) under the assumption that (4.2) is true. Among other things, for the NP test, we want to estimate the asymptotic misspecification probability $1 - \beta_n$, $n \in \mathbb{N}$. From an experimental point of view, the relevance of the information of a time series of size n obtained from the randomness of the measure μ_1 is related to this asymptotic value.

As mentioned before

$$1 - \beta_n = \mu_1(S_n \geq u_n) = \mu_1(S_n - u_n \geq 0).$$

From expression (3.33), when $E = E^{NP} = \int \log J_0 d\mu_0 - \int \log J_1 d\mu_0$ (see expression (4.2)), we get

$$\begin{aligned} v_1 &= -E^{NP} + \left(\int \log J_0 d\mu_1 - \int \log J_1 d\mu_1 \right) = - \left(\int \log J_0 d\mu_0 - \int \log J_1 d\mu_0 \right) \\ &+ \left(\int \log J_0 d\mu_1 - \int \log J_1 d\mu_1 \right) < 0. \end{aligned} \quad (4.6)$$

Then, $v_1 < 0$ and, from expressions (3.34) and (3.38)

$$I_1(v_1) = 0 \text{ and } -I_1(0) < 0. \quad (4.7)$$

When $E^{NP} = \int \log J_0 d\mu_0 - \int \log J_1 d\mu_0$, we get from (3.31) and (3.27), that $t_1^{E^{NP}} = 1$. From expressions (3.38), (3.31), (3.32), (3.34) and (3.36) we get

$$\begin{aligned} \lim_{n \rightarrow \infty} \frac{1}{n} \log(\mu_1(S_n - u_n > 0)) &= -I_1(0) \\ &= -E^{NP} = - \left(\int \log J_0 d\mu_0 - \int \log J_1 d\mu_0 \right) < 0. \end{aligned} \quad (4.8)$$

Expression (4.8) shows that our class of dynamical hypotheses test performs well, since the probability of misspecification, $1 - \beta_n$ goes exponentially fast to 0. The above expression can be seen as a version of Stein's Lemma (see, for instance, [12]).

Note that if $-E < 0$, then a similar inequality as (4.6) is true, and from this follows that $-I_1(0) < 0$. Therefore,

$$\lim_{n \rightarrow \infty} \frac{1}{n} \log(\mu_1(S_n - \tilde{u}_n > 0)) = -I_1(0) < 0. \quad (4.9)$$

In this case, it is also true that the misspecification probability goes exponentially fast to 0.

4.1 The Optimality Property

In this section, we shall prove the optimality property associated with the value $E^{NP} = \int \log J_0 d\mu_0 - \int \log J_1 d\mu_0$. We are interested in maximizing the test power (which is equivalent to minimizing the type II error probability $1 - \beta_n$, $n \in \mathbb{N}$). We will show that there is no other alternative hypothesis A ($E \neq E^{NP}$) that provides a smaller mean value error when the size n of the time series goes to infinity.

We assume that the monotonous sequence u_n , $n \in \mathbb{N}$, in the NP tests is such that $u_n \rightarrow E^{NP}$. For each possible value E we consider a monotonous sequence \tilde{u}_n , such that $\tilde{u}_n \rightarrow E$. Without loss of generality, we assume that any monotonous sequence \tilde{u}_n , $n \in \mathbb{N}$, can represent a given value E .

For the alternative test A the limit value E is the most important issue and not the specific values \tilde{u}_n . Note that given the sequence $\mu_0(S_n < u_n)$ there exists a monotonous sequence \tilde{u}_n , such that,

$$\mu_0(S_n < \tilde{u}_n) = \mu_0(S_n < u_n). \quad (4.10)$$

This shows that the future condition (4.11) does not concern an empty set of cases.

Remember that the *type II error* at time n is denoted by $\mu_1(S_n \geq \tilde{u}_n) = 1 - \tilde{\beta}_n = 1 - \mu_1(\mathcal{R}_n^A)$.

In the next theorem, we show that $E = E^{NP} = \int \log J_0 d\mu_0 - \int \log J_1 d\mu_0$ is the best choice for $E \neq E^{NP}$, in terms of getting

$$1 - \tilde{\beta}_n = 1 - \mu_1(\mathcal{R}_n^A) > 1 - \mu_1(\mathcal{R}_n^{NP}),$$

for large n and for any alternative test A . This will be proved under the condition (4.11) for u_n and \tilde{u}_n , which means that the alternative hypotheses test A has smaller or equal false alarm probability than the NP test.

Theorem 4.1. Consider the test where

$$u_n \rightarrow E^{NP} = \int \log J_0 d\mu_0 - \int \log J_1 d\mu_0.$$

When comparing this test, with the tests for other possible values of $E \neq E^{NP}$, the one associated to E^{NP} minimizes the type II error.

The best decay rate for minimizing the wrong decisions probabilities of the E^{NP} test will be of order $\exp\{-n(\int \log J_0 d\mu_0 - \int \log J_1 d\mu_0)\}$.

The above is equivalent to say that

$$\begin{aligned} \lim_{n \rightarrow \infty} \frac{1}{n} \log(\mu_1(S_n > \tilde{u}_n)) &< \lim_{n \rightarrow \infty} \frac{1}{n} \log(\mu_1(S_n > u_n)) \\ &= - \left(\int \log J_0 d\mu_0 - \int \log J_1 d\mu_0 \right) = -E^{NP}, \end{aligned}$$

under the hypotheses

$$\mu_0(S_n < \tilde{u}_n) \leq \mu_0(S_n < u_n).$$

Proof: For the sequence u_n (which converges to E^{NP}) we set

$$\mu_0(S_n < u_n) := \alpha_n, \quad n \in \mathbb{N}$$

which describes the *false alarm* in the NP test.

We denote any other alternative hypotheses test by A . To each different alternative hypotheses test A corresponds a different choice of E , such that, $\tilde{u}_n \rightarrow E = E^A$.

We are interested in optimizing the value of the probability of announcing H_1 when H_1 is true, that is, in optimizing the value $\tilde{\beta}_n = \mu_1(S_n - \tilde{u}_n < 0)$, $n \in \mathbb{N}$. The *rejection region* for the NP hypotheses test, at time n , is denoted by \mathcal{R}_n^{NP} and defined as

$$\mathcal{R}_n^{NP} := \{x \in \Omega | S_n(x) < u_n\}.$$

Similarly, the *rejection region* for another alternative hypotheses test A , at time n , will be denoted by \mathcal{R}_n^A , where

$$\mathcal{R}_n^A := \{x \in \Omega | S_n(x) < \tilde{u}_n\},$$

for another sequence $\tilde{u}_n > 0$.

Assume that \tilde{u}_n is such that

$$\mu_0(S_n < \tilde{u}_n) \leq \alpha_n = \mu_0(S_n < u_n), \quad (4.11)$$

for all n . This means

$$-\mu_0(S_n < u_n) + \mu_0(S_n < \tilde{u}_n) \leq 0. \quad (4.12)$$

Note that $\tilde{u}_n \leq u_n$, for all n . The inequality (4.12) means we are assuming that the alternative hypotheses test A has a smaller or equal false alarm probability. In other words, we do not consider tests with larger size test than the one obtained in the NP case. Each choice of the sequence \tilde{u}_n , $n \in \mathbb{N}$, will be understood as an alternative possible hypothesis. For each alternative hypotheses test A , we set the associated value

$$\tilde{\beta}_n := \mu_1(S_n < \tilde{u}_n),$$

for any $n \in \mathbb{N}$.

Remember that $\tilde{\beta}_n = \mu_1(\mathcal{R}_n^A)$ and $\beta_n = \mu_1(\mathcal{R}_n^{NP})$. The optimality property means to compare the value $1 - \beta_n$ of the NP test with the value $1 - \tilde{\beta}_n$ of another alternative test A . This will be based on the values \mathcal{R}_n^A , $n \in \mathbb{N}$, using a sequence \tilde{u}_n satisfying (4.11) and, assuming that

$$E := \lim_{n \rightarrow \infty} \tilde{u}_n < \lim_{n \rightarrow \infty} u_n = \int \log J_0 d\mu_0 - \int \log J_1 d\mu_0 = E^{NP}, \quad (4.13)$$

due to (4.5).

We shall assume $E > 0$. We point out that, for the alternative hypotheses test A , the associated value $\tilde{\beta}_n$ satisfies

$$\mu_1(S_n - \tilde{u}_n < 0) = \mu_1(\mathcal{R}_n^A) = \tilde{\beta}_n.$$

We want to show that

$$\tilde{\beta}_n < \beta_n = \mu_1(\mathcal{R}_n^{NP}) = \mu_1(S_n - u_n < 0),$$

for large n . More precisely, we want to show that

$$\lim_{n \rightarrow \infty} \frac{1 - \beta_n}{1 - \tilde{\beta}_n} = 0. \quad (4.14)$$

The expression (4.14) will guarantee that the NP test is exponentially better than any other alternative test A .

It is known that

$$1 - \beta_n \sim e^{-n I_1(0)} = e^{-n(\int \log J_0 d\mu_0 - \int \log J_1 d\mu_0)}.$$

Now we will show that, for large n ,

$$\mu_1(\mathcal{R}_n^{NP}) = \beta_n = \mu_1(S_n < u_n) \geq \tilde{\beta}_n = \mu_1(S_n < \tilde{u}_n) = \mu_1(\mathcal{R}_n^A), \quad (4.15)$$

or, equivalently, that

$$1 - \beta_n = \mu_1(S_n \geq u_n) \leq 1 - \tilde{\beta}_n = \mu_1(S_n > \tilde{u}_n). \quad (4.16)$$

Note that

$$\mu_1(S_n > \tilde{u}_n) = \mu_1(S_n - u_n > \tilde{u}_n - u_n). \quad (4.17)$$

As $u_n \rightarrow (\int \log J_0 d\mu_0 - \int \log J_1 d\mu_0)$ and $\tilde{u}_n \rightarrow E$, from expressions (4.17), (3.31), (3.32) and (3.36), we get the following limit

$$\lim_{n \rightarrow \infty} \frac{1}{n} \log(\mu_1(S_n > \tilde{u}_n)) = - \inf \left\{ I_1(x) \mid x \geq E - \left(\int \log J_0 d\mu_0 - \int \log J_1 d\mu_0 \right) \right\}.$$

We set

$$G_1 := E - \left(\int \log J_0 d\mu_0 - \int \log J_1 d\mu_0 \right), \quad (4.18)$$

and, from expression (4.13) we get that $G_1 < 0$.

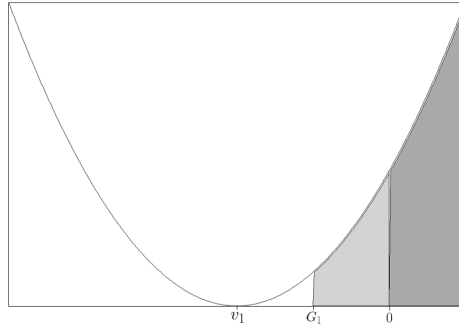


Figure 4.1: The large deviation rate function $I_1(\cdot)$ at points v_1 , G_1 and zero, where $G_1 = E - (\int \log J_0 d\mu_0 - \int \log J_1 d\mu_0)$.

Observe that $v_1 < G_1$. Indeed, as $E > 0$, from the expression (4.18), one has

$$\begin{aligned} v_1 &= \left(\int \log J_0 d\mu_1 - \int \log J_1 d\mu_1 \right) - \left(\int \log J_0 d\mu_0 - \int \log J_1 d\mu_0 \right) \\ &< E - \left(\int \log J_0 d\mu_0 - \int \log J_1 d\mu_0 \right). \end{aligned}$$

Note that from the strict convexity of the pressure it follows that its Legendre transform I_1 is strictly monotone on the interval $(v_1, 0)$.

Then, from the expression (4.18), we obtain

$$\begin{aligned} I_1(G_1) &= I_1 \left(G - \left(\int \log J_0 d\mu_0 - \int \log J_1 d\mu_0 \right) \right) < \int \log J_0 d\mu_0 - \int \log J_1 d\mu_0 \\ &= I_1(0). \end{aligned}$$

From the above we get that

$$\lim_{n \rightarrow \infty} \frac{1}{n} \log(\mu_1(S_n > \tilde{u}_n)) = -I_1(G_1) > -I_1(0). \quad (4.19)$$

Therefore,

$$\begin{aligned} \lim_{n \rightarrow \infty} \frac{1}{n} \log(\mu_1(S_n > \tilde{u}_n)) &= -I_1(G_1) > -I_1(0) \\ &= - \left(\int \log J_0 d\mu_0 - \int \log J_1 d\mu_0 \right) \\ &= \lim_{n \rightarrow \infty} \frac{1}{n} \log(\mu_1(S_n > u_n)). \end{aligned}$$

This proves that the expressions (4.16) and (4.14) are true. \square

Figure 4.1 shows the large deviation rate function $I_1(\cdot)$ at points v_1 , G_1 and zero, where the point G_1 is given by (4.18).

5 The Min-Max Hypotheses Test

In this section, we shall present the Min-Max Hypotheses test in the dynamical sense. Once more, for S_n , $n \in \mathbb{N}$, given by (2.1), $\mu_1\{x | S_n > u_n\}$ is associated to a wrong decision by announcing H_0 when H_1 is true while $\mu_0\{x | S_n \leq u_n\}$ is associated to a wrong decision by announcing H_1 when H_0 is true. For each value E we consider a sequence u_n , such that, (2.3) holds. In the same way as before, the limit value E is more important than the specific values u_n .

In this section we shall consider large deviation properties for both $\mu_1\{x | S_n > u_n\}$ and $\mu_0\{x | S_n < u_n\}$. For the Min-Max hypotheses test, we need loss functions for a false alarm. This is a classical ingredient in Hypotheses Tests (see [12] or [33]).

Here we consider the case when the loss functions for false alarm for H_0 and H_1 are constants, respectively, given by y_0 and y_1 . The main question here is once again what is the best value for E ? The idea behind the use of loss functions is wrong decisions can have a cost. We are interested in finding some optimality property in this setting. From the large deviation properties for this setting, for each choice of limit value E we shall obtain $C_1(E) = C_1 > 0$ and $C_0(E) = C_0 > 0$, such that,

$$\mu_1\{x | S_n > u_n\} \sim e^{-C_1 n} \quad \text{and} \quad \mu_0\{x | S_n \leq u_n\} \sim e^{-C_0 n}.$$

In the Min-Max hypotheses test, we have to compare the asymptotic values of the maximum of

$$y_1 \mu_1\{x | S_n > u_n\} \sim y_1 e^{-C_1 n} \quad \text{and} \quad y_0 \mu_0\{x | S_n \leq u_n\} \sim y_0 e^{-C_0 n}, \quad (5.1)$$

that shall take into account the loss functions y_1 and y_0 , for each value E . Finally, we shall consider the minimum \tilde{E} among all possible values of E , that is, the minimum of the function $E \rightarrow \max\{C_0(E), C_1(E)\}$. This means that in the Min-Max hypotheses test we are interested in minimizing the maximal cost of wrong decisions by taking either H_0 or H_1 . Our main result is:

Theorem 5.1. *In the Min-Max hypotheses test, the best choice of E will be $E = 0$. Moreover, the best decay rate for minimizing the probability of wrong decisions is given by e^{nr} , where $r < 0$ is the minimum value of the pressure function P_1 . The value r is determined by expression (5.9).*

Given an interval $(a, b) \subset \mathbb{R}$ we will be interested simultaneously in Large Deviation properties for $S_n - u_n$, where $u_n \rightarrow E$. Then, we have to estimate both $\mu_1\{(S_n - u_n) \in (a, b)\}$ and $\mu_0\{(S_n - u_n) \in (a, b)\}$. This problem was addressed in Section 3. The main properties we shall need in the Min-Max hypotheses test are related to the deviation functions I_1 and I_0 values. From Section 3, for each value E , we obtain the corresponding values t_1^E and t_0^E , such that

$$\frac{d}{dt}P_1(t_1^E) = E \quad \text{and} \quad \frac{d}{dt}P_0(t_0^E) = E.$$

From the expression (3.23), we obtain $t_0^E = t_1^E - 1$. And, from expression (3.36), we get

$$I_j(0) = t_j^E E - P_j(t_j^E),$$

for $j = 0, 1$. Recall, from expression (3.37), that $I_0(0) = I_1(0) - E$.

Denote by $c^+ > 0$, the limit of the derivative

$$\frac{d}{dt}P_1(t)|_t = \frac{d}{dt}(P(t(\log J_0 - \log J_1) + \log J_1)|_t,$$

when t goes to infinity. The value c^+ is the maximal value of the ergodic optimization for the potential $\log J_0 - \log J_1$ (see [3] and also Section 7). When $E \rightarrow c^+$, we get that

$$P_1(t_1^E) - E = P_1(t_1^E) - \frac{d}{dt}P_1(t)|_{t=t_1^E} \rightarrow \infty,$$

since t_1^E goes to infinity. On the other hand, denote by $c^- < 0$, the limit of the derivative

$$\frac{d}{dt}P_0(t)|_t = \frac{d}{dt}(P(t(\log J_0 - \log J_1) + \log J_0)|_t,$$

when $t \rightarrow -\infty$. The value c^- is the maximal value of the ergodic optimization for the potential $\log J_1 - \log J_0$ (see [3] and also Section 7). When $E \rightarrow c^-$, we get that

$$P_0(t_0^E) - E = P_0(t_0^E) - \frac{d}{dt}P_0(t)|_{t=t_0^E} \rightarrow \infty,$$

since $t_0^E \rightarrow -\infty$.

Remark 5.1. Observe that both $I_0(0) \geq 0$ and $I_1(0) \geq 0$ **depend on E** . Only the values of E , such that, $I_1(0) = t_1^E E - P_1(t_1^E) \geq 0$ and $I_0(0) = t_0^E E - P_0(t_0^E) \geq 0$, are relevant for the Min-Max hypotheses test analysis. Indeed, if one of the two options do not happen, then

$$y_1 \mu_1\{x | S_n > u_n\} \sim y_1 e^{-C_1 n} \quad \text{or} \quad y_0 \mu_0\{x | S_n \leq u_n\} \sim y_0 e^{-C_0 n}$$

will be large and this value of E should be discarded in the search for the optimal \tilde{E} .

Recall that from expressions (3.29) and (3.30), if $v_0 < 0$, then $I_0(0) = 0$ and, if $v_1 > 0$, then $I_1(0) = 0$.

If $C_0 > C_1$, then the dominant part of the maximum of (5.1) is $y_1 e^{-C_1 n}$. On the other hand, if $C_1 > C_0$, then the dominant part of the maximum of the same expression (5.1) is $y_0 e^{-C_0 n}$. The specific values of y_0 and y_1 are irrelevant for this test and we just have to look for the **minimum value** \tilde{E} of the function

$$E \rightarrow r(E) := \max\{\inf\{I_0(x) \mid x \leq 0\}, \inf\{I_1(x) \mid x \geq 0\}\},$$

but only for values E such that both $I_0(0) > 0$ and $I_1(0) > 0$.

From the expression (3.37), we have that $I_0(0) = t_0^E E - P_0(t_0^E) = I_1(0) - E$. Then, we just have to find the minimum value \tilde{E} of the function

$$E \rightarrow \inf\{I_1(0), I_0(0)\} = \inf\{I_1(0), I_1(0) - E\}, \quad (5.2)$$

for values E , such that both $I_0(0) > 0$ and $I_1(0) > 0$.

From Section 3, we have that $\mu_1\{x \mid S_n > u_n\} \sim e^{-n \inf\{I_1(x) \mid x \geq 0\}}$, which depends on each value of E through the limit (2.3). These values $\mu_1\{x \mid S_n > u_n\}$ will be maximum when $\inf\{I_1(x) \mid x \geq 0\}$ is minimum. In the same way, according to Section 3, for each value of E , we have that $\mu_0\{x \mid S_n > u_n\} \sim e^{-n \inf\{I_0(x) \mid x \leq 0\}}$. These values $\mu_0\{x \mid S_n \leq u_n\}$ will be maximum when $\inf\{I_0(x) \mid x \leq 0\}$ is minimum.

In the search for the optimal \tilde{E} , we consider several different cases according to the position of E in the set (c^-, c^+) .

- **Case 1:** $c^- < E < \int(\log J_0 - \log J_1) d\mu_1 < 0 < \int(\log J_0 - \log J_1) d\mu_0 < c^+$. In this situation, $\inf\{I_0(x) \mid x \leq 0\} = E - P_0(t_0^E)$ and $\inf\{I_1(x) \mid x \geq 0\} = 0$. Hence, $v_1 > 0$ and $v_0 > 0$. Therefore, such values of E should be discarded according to Remark 5.1.
- **Case 2:** $c^+ < \int(\log J_0 - \log J_1) d\mu_1 < 0 < \int(\log J_0 - \log J_1) d\mu_0 < E < c^+$. In this situation, $\inf\{I_0(x) \mid x \leq 0\} = 0$ and $\inf\{I_1(x) \mid x \geq 0\} = E - P_1(t_1^E)$. Hence, $v_1 < 0$ and $v_0 < 0$. Therefore, such values of E should be discarded according to Remark 5.1.
- **Case 3:** $\int(\log J_0 - \log J_1) d\mu_1 \leq E \leq \int(\log J_0 - \log J_1) d\mu_0$. As r is a continuous function it follows from the above that there exists a minimum \tilde{E} for the function described by (5.2) restricted to this interval of values of E . This corresponds to $v_1 < 0$ and $v_0 > 0$.

Observe that, in **Case 3**, t_1^E range in an increasing monotonous way from 0 to 1. From Section 3 we obtain $\inf\{I_0(x) \mid x \leq 0\} = t_0^E E - P_0(t_0^E)$ and $\inf\{I_1(x) \mid x \geq 0\} = t_1^E E - P_1(t_1^E)$. When $\int(\log J_0 - \log J_1) d\mu_1 \leq E < 0$, from (5.2) we obtain

$$r(E) = t_1^E E - P_1(t_1^E) - E = (t_1^E - 1) E - P_1(t_1^E), \quad (5.3)$$

and, when $\int(\log J_0 - \log J_1) d\mu_0 \geq E > 0$, from (5.2) we obtain

$$r(E) = t_1^E E - P_1(t_1^E). \quad (5.4)$$

We shall analyze the following two functions: for $\int(\log J_0 - \log J_1) d\mu_1 \leq E \leq \int(\log J_0 - \log J_1) d\mu_0$

$$E \rightarrow P_1(t_1^E) - t_1^E E + E = P_1(t_1^E) - (t_1^E - 1)P_1'(t_1^E) \quad (5.5)$$

and

$$E \rightarrow P_1(t_1^E) - t_1^E E = P_1(t_1^E) - t_1^E P_1'(t_1^E). \quad (5.6)$$

Observe that (5.6) is a monotonous decreasing function. Indeed,

$$\frac{d}{dE}[P_1(t_1^E) - t_1^E P_1'(t_1^E)] = -(t_1^E)' P_1''(t_1^E) < 0,$$

since $(t_1^E)' > 0$, $t_1^E > 0$ and the result follows from the convexity. On the other hand, expression (5.5) is a monotonous increasing function since

$$\frac{d}{dE}[P_1(t_1^E) - t_1^E P_1'(t_1^E) + P_1'(t_1^E)] = (1 - t_1^E)' P_1''(t_1^E) > 0,$$

since $(1 - t_1^E)' > 0$, $(t_1^E)' > 0$ and the result follows from the convexity.

When $E = \int(\log J_0 - \log J_1) d\mu_1$, which is a negative value, we have $t_1^E = 0$ and $P_1(t_1^E) - t_1^E E + E = P_1(0) - 0E + E = E$. Hence, expression (5.5) is equal to $\int(\log J_0 - \log J_1) d\mu_1 < 0$. On the other hand, when $E = \int(\log J_0 - \log J_1) d\mu_0$, which is a positive value, we have $t_1^E = 1$ and $P_1(t_1^E) = 0$. Hence, $P_1(t_1^E) - E + E = -E + E = 0$. This describes the values of the function given by (5.5) on the interval $\int(\log J_0 - \log J_1) d\mu_1 < E < \int(\log J_0 - \log J_1) d\mu_0$. Note that when $E = 0$ the two functions (5.6) and (5.5) coincide.

Now, we shall analyze the function (5.6). At the point $E = \int(\log J_0 - \log J_1) d\mu_1 < 0$, we get that $t_1^E = 0$, and (5.6) is equal to 0. Moreover, when $E = \int(\log J_0 - \log J_1) d\mu_0 > 0$, then, $t_1^E = 1$, and the function (5.6) attains the value

$$- \int(\log J_0 - \log J_1) d\mu_0 < 0.$$

Therefore, there exists a unique point E where the two functions (5.6) and (5.5) are equal. This is the value $\tilde{E} = 0$, and then, t_0^1 is such that $P_1'(t_0^1) = 0$. Therefore,

$$r(\tilde{E}) = r(0) = P_1(t_0^1) - t_0^1 E = P_1(t_0^1),$$

which is the **minimum value of the function** P_1 .

It follows from the above and from expression (5.2) that the minimum of $r(E)$ on the interval $\int(\log J_0 - \log J_1) d\mu_1 < E < \int(\log J_0 - \log J_1) d\mu_0$ is attained when $\tilde{E} = 0$. The point \tilde{E} satisfies $P_1'(t_{\tilde{E}}^1) = P_1'(t_0^1) = 0$.

In this case, the Min-Max solution for \tilde{E} satisfies

$$\min \max \{ y_1 \mu_1 \{ x | S_n > u_n \}, y_0 \mu_0 \{ x | S_n \leq u_n \} \} \sim e^{P_1(t_0^1)n}, \quad (5.7)$$

giving us the best rate.

From (3.26) we get that

$$\frac{d}{dt} P_1(t) |_{t_0^1} = \frac{d}{dt} (P(t(\log J_0 - \log J_1) + \log J_1) |_{t_0^1} = \int(\log J_0 - \log J_1) d\mu_{t_0^1}^1 = 0, \quad (5.8)$$

where $\mu_{t_0^1}^1$ is the equilibrium probability for $t_0^1(\log J_0 - \log J_1) + \log J_1$.

Therefore,

$$r = P_1(t_0^1) = h(\mu_{t_0^1}^1) + t_0^1 \int(\log J_0 - \log J_1) d\mu_{t_0^1}^1 + \int \log J_1 \mu_{t_0^1}^1 = h(\mu_{t_0^1}^1) + \int \log J_1 \mu_{t_0^1}^1. \quad (5.9)$$

6 A Bayesian Hypotheses Test and a Chernoff's Information Version

In this section, we are interested in finding a version of Chernoff's information for the setting of Thermodynamic Formalism (see theorem 11.9.1 in [12]).

Given two Hölder Jacobians J_0 and J_1 , for a given parameter $0 \leq \lambda \leq 1$, consider their convex combination given by

$$J_\lambda = \lambda J_1 + (1 - \lambda) J_0. \quad (6.1)$$

We point out that J_λ is also a Hölder Jacobian and our setting has a different nature than the one mentioned in section 10 of [12]. Making an analogy, for being consistent with [12], we should consider a convex combination of the logarithm of the Jacobians J_0 and J_1 ; instead, we did not use the logarithm function. In [12] the probabilities are on finite sets.

We denote by μ_λ the Hölder Gibbs probability associated with $\log J_\lambda$. For $\lambda \in [0, 1]$ and $n \in \mathbb{N}$, set $S_n^\lambda(x)$ as

$$S_n^\lambda(x) := \frac{1}{n} \sum_{i=0}^{n-1} \log (J_\lambda(\sigma^i(y))).$$

The *rejections regions* are of the form

$$\mathcal{R}_{n,\lambda} := \left\{ x \in \Omega \mid \frac{1}{n} \sum_{i=0}^{n-1} \log J_\lambda(\sigma^i(y)) < u_n \right\}, \quad \text{for } n \in \mathbb{N}. \quad (6.2)$$

The *a priori probability* of H_0 is given by π_0 and the *a priori probability* of H_1 is given by $\pi_1 = 1 - \pi_0$. We shall consider for the Bayesian hypotheses test a sequence $u_n \rightarrow E$, $n \in \mathbb{N}$, in the same way as in (2.3). The expression

$$\pi_1 \mu_1 \{x \mid S_n^\lambda > u_n\}$$

represents the mean value probability of a wrong decision by announcing H_0 when H_1 is true while the expression

$$\pi_0 \mu_0 \{x \mid S_n^\lambda \leq u_n\},$$

represents the mean value probability of a wrong decision by announcing H_1 when H_0 is true.

In the Bayes hypotheses test, for each value of $\lambda \in [0, 1]$, we want to minimize the average total mean probability. We want to choose u_n , $n \in \mathbb{N}$, this means to choose E , that asymptotically minimizes

$$\pi_0 \mu_0 \{x \mid S_n^\lambda \leq u_n\} + \pi_1 \mu_1 \{x \mid S_n^\lambda > u_n\}, \quad \text{as } n \rightarrow \infty. \quad (6.3)$$

We shall denote by E_λ the best value of E , for each value λ . We will show later the explicit expression for such E_λ . We can also ask: among the different values of λ which one determines the best E_λ , in the sense of getting the best rate? We shall denote by $\tilde{E}, \tilde{\lambda}$ the optimal value, among all possible values of E and λ , for the asymptotic (6.3) minimizer. In our reasoning, we want to find the best choice of $\tilde{\lambda}$ for which a best choice of \tilde{E} is possible.

In the same way as before, it will follow that, for each choice of λ and limit value E , we shall obtain $C_1(E, \lambda) = C_1 \geq 0$ and $C_0(E, \lambda) = C_0 \geq 0$, such that,

$$\mu_1\{x | S_n^\lambda > u_n\} \sim e^{-C_1 n} \quad \text{and} \quad \mu_0\{x | S_n^\lambda \leq u_n\} \sim e^{-C_0 n}. \quad (6.4)$$

From the expression (6.4), for each E and λ we get that the asymptotic of (6.3) is of order

$$e^{-\min\{C_0(E, \lambda), C_1(E, \lambda)\} n}. \quad (6.5)$$

When $C_0(E, \lambda) = 0$ or $C_1(E, \lambda) = 0$ we do not get the optimal values of E and λ for the asymptotic in (6.3). Such values of E and λ should be discarded. We will show that for the optimal solution it is required that $C_0(E, \lambda) = C_1(E, \lambda)$. This optimal solution is called *Chernoff information* (we refer the reader to the end of the proof of theorem 11.9.1 in [12], which considers a different setting).

The optimal choice of E and λ will be described by expressions (6.21), (6.22) and (6.24) at the end of this section. The optimal value $C_0(E, \lambda)$ will have a relative entropy expression given by (6.22).

We shall be interested in estimating

$$\mu_1(S_n^\lambda > u_n) = \mu_1(S_n^\lambda - u_n > 0), \quad \text{and also} \quad \mu_0(S_n^\lambda \leq u_n) = \mu_0(S_n^\lambda - u_n \leq 0),$$

where $u_n \rightarrow E$. This requires to estimate

$$\mu_j((S_n^\lambda - u_n) \in (a, b)) = \mathbb{P}_{\mu_j} \left(\frac{1}{n} \sum_{i=0}^{n-1} [\log(J_\lambda(\sigma^i(y))) - u_n] \in (a, b) \right),$$

for $j = 0, 1$.

In order to get the correct large deviation rate we need first to analyze the following expression

$$\phi_{n, \lambda}^j(t) := \frac{1}{n} \log \left(\int e^{t \sum_{i=1}^n \log J_\lambda(\sigma^i(y))} d\mu_j(y) \right) - t u_n,$$

for each n , λ and real value t .

For $j = 0, 1$, $\lambda \in [0, 1]$ and $t \in \mathbb{R}$,

$$\lim_{n \rightarrow \infty} \frac{1}{n} \log \left(\int e^{t \sum_{i=1}^n \log J_\lambda(\sigma^i(y))} d\mu_j(y) \right) = P(t \log J_\lambda + \log J_j).$$

Then, for $j = 0, 1$, $\lambda \in [0, 1]$ and $t \in \mathbb{R}$, denote

$$\phi_\lambda^j(t) := \lim_{n \rightarrow \infty} \phi_{n, \lambda}^j(t) = P(t \log J_\lambda + \log J_j) - t E.$$

We denote by $P_{j, \lambda}$, for $j = 0, 1$ and $\lambda \in [0, 1]$, the function

$$t \rightarrow P_{j, \lambda}(t) = P(t \log J_\lambda + \log J_j),$$

which is convex and also monotone decreasing in t . Moreover, $P_{j, \lambda}(0) = P(0 \log J_\lambda + \log J_j) = 0$, for $j = 0, 1$ and for $\lambda \in [0, 1]$.

Note that

$$\frac{d}{dt} P_{j, \lambda}(t)|_{t=0} = \frac{d}{dt} P(t \log J_\lambda + \log J_j)|_{t=0} = \int \log J_\lambda d\mu_j. \quad (6.6)$$

Furthermore, for $t \in \mathbb{R}$,

$$\frac{d}{dt} P(t \log J_\lambda + \log J_j) |_{t=0} = \int \log J_\lambda d\mu_j^{t,\lambda} < 0, \quad (6.7)$$

where $\mu_j^{t,\lambda}$ is the equilibrium probability for $t \log J_\lambda + \log J_j$.

The deviation function I_j^λ for $(S_n^\lambda - u_n)$, $n \in \mathbb{N}$ and for μ_j , $j = 0, 1$, is

$$\begin{aligned} I_j^\lambda(x) &= \sup_t [tx - \phi_\lambda^j(t)] = \sup_t [t(x + E) - P(t \log J_\lambda + \log J_j)] \\ &= \sup_t [t(x + E) - P_{j,\lambda}(t)]. \end{aligned} \quad (6.8)$$

If

$$x = v_j^\lambda = v_j^{E,\lambda} = -E + \int \log J_\lambda d\mu_j,$$

then, $t = 0$ and,

$$I_j^\lambda(v_j^{E,\lambda}) = 0. \quad (6.9)$$

The suitable values $v_j^{E,\lambda}$ are the ones such that $v_1^{E,\lambda} < 0$ and $v_0^{E,\lambda} > 0$. For each fixed λ , this will require that

$$E \geq \int \log J_\lambda d\mu_1 \quad \text{and} \quad E \leq \int \log J_\lambda d\mu_0.$$

We will show there exist values λ such that it is possible to find a non-trivial interval for E . We just have to find values λ , such that

$$\int \log J_\lambda d\mu_0 > \int \log J_\lambda d\mu_1. \quad (6.10)$$

We claim that there are values of λ such that the expression (6.10) holds. Indeed,

$$\lambda = 0 \Rightarrow \int \log J_0 d\mu_0 - \int \log J_0 d\mu_1 > 0, \quad \text{while} \quad \lambda = 1 \Rightarrow \int \log J_1 d\mu_0 - \int \log J_1 d\mu_1 < 0.$$

There exists a value λ such that

$$\int \log J_\lambda d\mu_0 - \int \log J_\lambda d\mu_1 = 0, \quad (6.11)$$

that is, there exists a value λ such that

$$\int \log(\lambda J_1 + (1 - \lambda)J_0) d\mu_0 = \int \log(\lambda J_1 + (1 - \lambda)J_0) d\mu_1.$$

In fact, consider the functions

$$g_j(\lambda) = \int \log(\lambda J_1 + (1 - \lambda)J_0) d\mu_j,$$

for $j = 0, 1$.

Note that $g_0(0) > g_1(0)$ and $g_0(1) < g_1(1)$. From this fact, the claim follows. The functions g_j , for $j = 0, 1$, are concave and g_0 is a *decreasing function* while g_1 is an *increasing* one. Besides, the point where the two graphs coincide is unique.

Therefore, *there exists a value* λ_s , such that for $0 \leq \lambda < \lambda_s$, a non trivial interval of suitable parameters E exists and it holds that

$$0 > \int \log J_\lambda d\mu_0 > E > \int \log J_\lambda d\mu_1. \quad (6.12)$$

In this case, for such parameters E , we have $v_1^{E,\lambda} < 0$ and $v_0^{E,\lambda} > 0$. From now on we assume that E is in the interval described by the expression (6.12).

When $x = 0$, for $\lambda \in [0, \lambda_s]$, for $j = 0, 1$, we get $t_j^{E,\lambda} \in \mathbb{R}$, for which

$$P'_{j,\lambda}(t_j^{E,\lambda}) = \frac{d}{dt} P(t \log J_\lambda + \log J_j)|_{t_j^{E,\lambda}} = E = \int \log J_\lambda d\mu_{t_j^{E,\lambda}}, \quad (6.13)$$

where $\mu_{t_j^{E,\lambda}}$ is the equilibrium probability for $t_j^{E,\lambda} \log J_\lambda + \log J_j$, where E satisfies (6.12).

From the convexity argument and expression (6.7), for fixed λ and for $j = 0, 1$, the value $t_j^{E,\lambda}$ is monotonous increasing on E . That is, for fixed λ and for $j = 0, 1$, the function $E \rightarrow t_j^{E,\lambda}$ satisfies

$$\frac{d}{dE} t_j^{E,\lambda} > 0. \quad (6.14)$$

Denote $I_j^{E,\lambda}(0)$ by

$$\begin{aligned} I_j^{E,\lambda}(0) &: = t_j^{E,\lambda} E - P(t_j^{E,\lambda} \log J_\lambda + \log J_j) = t_j^{E,\lambda} E - P_{j,\lambda}(t_j^{E,\lambda}) \\ &- \left[\int \log J_j d\mu_{t_j^{E,\lambda}} + h(\mu_{t_j^{E,\lambda}}) \right] = - \left[\int \log J_j d\mu_{t_j^{E,\lambda}} - \int \log J_{j,\lambda,E}(\mu_{t_j^{E,\lambda}}) \right] > 0, \end{aligned} \quad (6.15)$$

where $J_{j,\lambda,E}$ is the Jacobian of the invariant probability $\mu_{t_j^{E,\lambda}}$ which is, by it turns, the equilibrium probability for $t_j^{E,\lambda} \log J_\lambda + \log J_j$, for $j = 0, 1$ and $\lambda \in [0, \lambda_s]$.

Using expressions (6.15) and (6.8), when $u_n \rightarrow E$, one can rewrite them both, as mentioned in (6.3), by

$$\mu_j\{x | S_n^\lambda > u_n\} \sim e^{-I_j^{E,\lambda}(0)n}, \quad (6.16)$$

for $j = 0, 1$. Hence, in the notation of (6.4), we get $C_j(\lambda, E) = I_j^{E,\lambda}(0)$, for $j = 0, 1$.

Furthermore, for fixed λ and $j = 0, 1$,

$$\frac{d}{dE} \left[t_j^{E,\lambda} P'_{j,\lambda}(t_j^{E,\lambda}) - P_{j,\lambda}(t_j^{E,\lambda}) \right] = (t_j^{E,\lambda}) (t_j^{E,\lambda})' P''_{j,\lambda}(t_j^{E,\lambda}). \quad (6.17)$$

Since

$$\begin{aligned} P(0 \log J_\lambda + \log J_0) &= 0, \\ \frac{d}{dt} P_{0,\lambda}(t)|_{t=0} &= \int \log J_\lambda d\mu_0 \quad \text{and} \quad 0 > \int \log J_\lambda d\mu_0 > E. \end{aligned}$$

From the pressure convexity, we get $t_0^{E,\lambda} < 0$.

From expressions (6.15), (6.17) and (6.14), it follows that we get

$$E \rightarrow I_0^{E,\lambda}(0) \quad \text{decreases with} \quad E, \quad (6.18)$$

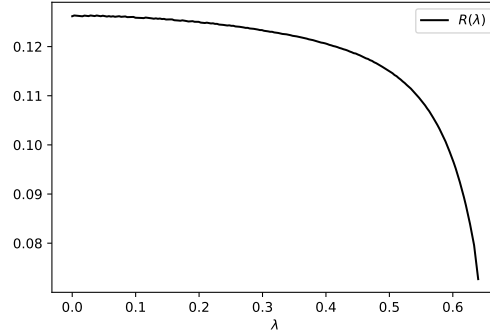


Figure 6.1: Graph of the function $R(\lambda) = I_0^{E\lambda, \lambda}(0)$, when $0 \leq \lambda \leq \lambda_s$, using the stochastic matrix \mathcal{P}_j , for $j = 0, 1$, from the example in Section 7.

for each fixed λ . As $\int \log J_\lambda d\mu_1 < E$, we obtain $t_1^{E, \lambda} > 0$. From this property, one can show, in a similar way, that

$$E \rightarrow I_1^{E, \lambda}(0) \quad \text{increases with } E, \quad (6.19)$$

for each fixed λ .

For fixed $0 \leq \lambda \leq \lambda_s$, consider the functions

$$E \in \left[\int \log J_\lambda d\mu_1, \int \log J_\lambda d\mu_0 \right] \rightarrow y_a(E) = I_0^{E, \lambda}(0)$$

and

$$E \in \left[\int \log J_\lambda d\mu_1, \int \log J_\lambda d\mu_0 \right] \rightarrow y_b(E) = I_1^{E, \lambda}(0).$$

As $y_a(\int \log J_\lambda d\mu_0) = 0$, it follows, from the decreasing monotonicity (see expression (6.18)), that $y_a(\int \log J_\lambda d\mu_1) > 0$. In fact, $\int \log J_\lambda d\mu_0 - \int \log J_\lambda d\mu_1 > 0$.

Moreover, as $y_b(\int \log J_\lambda d\mu_1) = 0$, from the increasing monotonicity (see expression (6.19)), we get $y_b(\int \log J_\lambda d\mu_0) > 0$. Hence, for each λ , $0 \leq \lambda \leq \lambda_s$, there exists a point E_λ , such that $I_1^{E_\lambda, \lambda}(0) = I_0^{E_\lambda, \lambda}(0)$. The value E_λ determines the best rate for the parameter λ .

Note also that this point E_λ belongs to the interval $[\int \log J_\lambda d\mu_1, \int \log J_\lambda d\mu_0]$. Furthermore, if $\lambda_p < \lambda_q \leq \lambda_s$, then, as g_0 is a decreasing function and g_1 is an increasing one, we have that $[\int \log J_{\lambda_q} d\mu_1, \int \log J_{\lambda_q} d\mu_0] \subset [\int \log J_{\lambda_p} d\mu_1, \int \log J_{\lambda_p} d\mu_0]$. Moreover, $E_{\lambda_s} = \int \log J_{\lambda_s} d\mu_1 = \int \log J_{\lambda_s} d\mu_0$.

Note that, for any $0 \leq \lambda < \lambda_s$, the value

$$\int \log J_{\lambda_s} d\mu_{t_1^{E_\lambda, \lambda_s}} \in \left[\int \log J_\lambda d\mu_1, \int \log J_\lambda d\mu_0 \right].$$

From the expression (6.5), property (6.16) and the fact that $I_0^{E, \lambda}(0)$ decreases with E (while $I_1^{E, \lambda}(0)$ increases with E), for each fixed λ , we get the best value E is when $E = E_\lambda$ (see definition above). That is, when

$$t_0^{E_\lambda, \lambda} E_\lambda - P_{0, \lambda}(t_0^{E_\lambda, \lambda}) = I_0^{E_\lambda, \lambda}(0) = I_1^{E_\lambda, \lambda}(0) = t_1^{E_\lambda, \lambda} E_\lambda - P_{1, \lambda}(t_1^{E_\lambda, \lambda}). \quad (6.20)$$

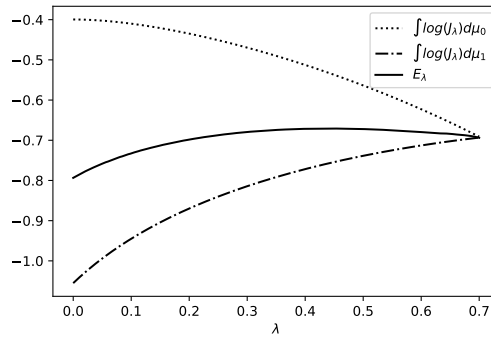


Figure 6.2: Graphs of the functions $\lambda \rightarrow \int \log J_\lambda d\mu_0$ (in dotted line) and $\lambda \rightarrow \int \log J_\lambda d\mu_1$ (in dashed and dotted line) together with the graph of the values E_λ (in solid line), as a function of λ , when $0 \leq \lambda \leq \lambda_s$. The stochastic matrix \mathcal{P}_j , for $j = 0, 1$, is from the example in Section 7.

Then, we need to find the value $\tilde{\lambda}$, which maximizes $\lambda \rightarrow I_1^{E_\lambda, \lambda}(0)$, simultaneously with (6.20) holds, among all λ , such that $\lambda \in [0, \lambda_s]$.

Note that when $\lambda = \lambda_s$, we have both $I_0^{E_\lambda, \lambda}(0) = 0 = I_1^{E_\lambda, \lambda}(0)$, which is not a good choice.

The function $\lambda \rightarrow I_0^{E_\lambda, \lambda}(0)$ is monotonous decreasing on $\lambda \in [0, \lambda_s]$. Therefore, the largest $I_0^{E_\lambda, \lambda}(0)$ occurs when $\lambda = 0$. This means that we need to take $J_\lambda = J_0$.

The value E_0 belongs to the interval $[\int \log J_0 d\mu_1, \int \log J_0 d\mu_0]$ and, by definition, $I_0^{E_0, 0}(0) = I_1^{E_0, 0}(0)$.

The value E_0 is determined (see expression (6.13)) by the equation

$$P'_{0,0}(t_0^{E_0,0}) = E_0 = P'_{1,0}(t_1^{E_0,0}). \quad (6.21)$$

From expression (6.15), the corresponding value of $I_0^{E_0,0}(0)$ is given by

$$I_0^{E_0,0}(0) = t_0^{E_0,0} E_0 - P_{0,0}(t_0^{E_0,0}) = - \left[\int \log J_0 d\mu_{t_0^{E_0,0}} - \int \log J_{0,0,E_0} d\mu_{t_0^{E_0,0}} \right] > 0. \quad (6.22)$$

Expression (6.22) is a relative entropy.

Finally, the best choice for the hypotheses test, under thermodynamic formalism sense, will be when the rejection region is of the form

$$\mathcal{R}_{n,0} = \left\{ y \in \Omega \left| \frac{1}{n} \sum_{i=0}^{n-1} \log J_0(\sigma^i(y)) < u_n \right. \right\}, \quad n \in \mathbb{N}, \quad (6.23)$$

with $u_n \rightarrow E_0$, and E_0 satisfies (6.21).

In this case,

$$\pi_0 \mu_0 \{x | S_n^0 \leq u_n\} + \pi_1 \mu_1 \{x | S_n^0 > u_n\} \sim e^{-I_0^{E_0,0}(0)n} \quad (6.24)$$

will describe the best possible rate among λ for minimizing the probability of a wrong decision.

7 An Example

In this section, we present an example for the Min-Max Hypotheses test. Recall that, given the two by two line stochastic matrix \mathcal{P} , the value of the Jacobian J on the cylinder \overline{ij} has the constant value $\frac{\pi_i P_{ij}}{\pi_j} = p_{ji}$, where $\pi = (\pi_1, \pi_2)$ is the initial stationary vector for \mathcal{P} .

We consider the case where \mathcal{P}_0 and \mathcal{P}_1 are described by the following two column stochastic matrices

$$\mathcal{P}_0 := \begin{pmatrix} \frac{1}{4} & \frac{1}{2} \\ \frac{3}{4} & \frac{1}{2} \end{pmatrix} \quad \text{and} \quad \mathcal{P}_1 := \begin{pmatrix} \frac{2}{3} & \frac{1}{5} \\ \frac{1}{3} & \frac{4}{5} \end{pmatrix}.$$

In this case, the best rate is described by (5.7) as it was explained in Section 5. We shall present now some explicit values for this example.

Using techniques given in [20] one can show that the maximizing probability (see [3]) for $\log J_0 - \log J_1$ is an orbit of period two. More precisely, $m(\log J_0 - \log J_1) = \frac{1}{2} \log \left(\frac{45}{8} \right)$ which is a value close to $c^+ \sim 0.8636$. For $m(\log J_1 - \log J_0)$, which is realized by a orbit of period 1, we get $c^- \sim 0.9808$.

In fact, we are interested in finding the image of the functions P'_0 and P'_1 , that is, in finding c^+ and c^- . We will show the domain of the Legendre transform for P_1 , which is the same as for P_0 .

Define $K = \log(J_0/J_1)$. It is true that $\lim_{t \rightarrow +\infty} P'_0(t) = \lim_{t \rightarrow +\infty} P'_1(t)$, and this limit value (see [3]) is given by $m(K)$, as long as exists a function u , the so-called a *calibrated subaction*, such that

$$\max_y [K(yx) + u(yx)] = m(K) + u(x),$$

for all $x \in \Omega$. We claim that this equation is satisfied when

$$m(K) = \frac{1}{2} \log \left(\frac{45}{8} \right).$$

We refer the reader to the reference [3] for the max-plus algebra's properties in Ergodic Optimization. The proof of the claim will be as follows. Define the matrix, with $\varepsilon = -\infty$, by

$$W := \begin{pmatrix} K_{11} & \varepsilon & K_{21} & \varepsilon \\ K_{11} & \varepsilon & K_{21} & \varepsilon \\ \varepsilon & K_{12} & \varepsilon & K_{22} \\ \varepsilon & K_{12} & \varepsilon & K_{22} \end{pmatrix}.$$

Now,

$$m(K) = \bigoplus_{n=1}^4 \frac{Tr_{\oplus}(W^{\otimes n})}{n}$$

is simply the maximum cyclic mean in the directed graph which has transition costs W_{ij} from node i to node j . Here, we denote Tr_{\oplus} the max-plus trace and $W^{\otimes n}$ is the n -th max-plus power of W . It is easy to see that the maximal cyclic mean in such graph is given by the mean $\frac{W_{23}+W_{32}}{2} = \frac{1}{2} \log \left(\frac{45}{8} \right)$. In fact, from this the following matrix

$$u = \begin{pmatrix} K_{21} + K_{12} - 2m(K) & 0 \\ K_{12} - m(K) & K_{12} - m(K) \end{pmatrix}$$

is a calibrated sub-action, that is, the calibrated subaction is determined by the matrix u . Hence, we conclude that $\lim_{t \rightarrow +\infty} P'_{i=1,2}(t) = m(K) = \frac{1}{2} \log \left(\frac{45}{8} \right)$.

We can also compute $\lim_{t \rightarrow -\infty} P'_{i=1,2}(t) = -m(-K)$ by following the same procedure but now with the matrix $-W$ (here we only change the sign of the finite terms in the matrix W). In this way, we consider

$$m(-K) = \log \left(\frac{8}{3} \right) \quad \text{and} \quad v = \begin{pmatrix} 0 & 0 \\ -K_{12} - m(-K) & -K_{12} - m(-K) \end{pmatrix},$$

which satisfies $\max_{Ty=x} \{-K(y) + v(y)\} = m(-K) + v(x)$. This means that

$$\lim_{t \rightarrow -\infty} P'_{i=1,2}(t) = -\log \left(\frac{8}{3} \right).$$

This concludes the example. ◇

The method described in this section can be adapted to other cases.

Acknowledgments

H.H. Ferreira was supported by CAPES-Brazil. A.O. Lopes' and S.R.C. Lopes' research were partially supported by CNPq-Brazil.

References

- [1] F. Abramovich and Y. Ritov, *Statistical Theory: A Concise Introduction*, Boca Raton, CRC Press, 2013.
- [2] R. R. Bahadur. Large deviations of the maximum likelihood estimate in the Markov chain case. In J. S. Rostag, M. H. Rizvi and D. Siegmund, editors, *Recent advances in statistics*, 273–283. Boston, Academic Press, 1983.
- [3] A. Baraviera, R. Leplaideur and A. O. Lopes, *Ergodic Optimization, zero temperature and the Max-Plus algebra*. 23^o Colóquio Brasileiro de Matemática, IMPA, Rio de Janeiro, 2013.
- [4] M. Barni, B. Tondi, Binary Hypothesis Testing Game With Training Data, *IEEE Transactions on Information Theory* (Volume: 60, Issue: 8, Aug. 2014)
- [5] T. Benoist, V. Jaksic, Y. Pautrat, C.-A. Pillet, On Entropy Production of Repeated Quantum Measurements I. General Theory. *Commun. Math. Phys.*, Vol. 357, 77–123, 2018.
- [6] D. Bohle, A. Marynych and M. Meiners, A Fundamental Problem of Hypotesis testing with finite e-commerce, arXiv, 2020.
- [7] D. Blackwell and M. A. Girshick, *Theory of Games and Statistical Decisions*, Dover publications (1979)
- [8] L. D. Broemeling, *Bayesian Inference for Stochastic Processes*, Boca Raton, CRC Press, 2018.
- [9] J. A. Bucklew, *Large Deviation Techniques in Decision, Simulation and Estimation*. New York, Wiley, 1990.
- [10] A. Caticha, *Entropic Physics: Lectures on Probability, Entropy and Statistical Physics*, arXiv, 2021.
- [11] J-R Chazottes and D Gabrielli, Large deviations for empirical entropies of g-measures. *Nonlinearity*, Vol. 18, 2545–2563, 2005.

- [12] T. Cover and J. Thomas, *Elements of Information Theory*, second edition. New York, Wiley Press, 2006.
- [13] G.B. Cybis, S. R. C. Lopes and H.P. Pinheiro, Power of the Likelihood Ratio Test for Models of DNA Base Substitution. *Journal of Applied Statistics*, Vol. 38, 2723–2737, 2011.
- [14] R. Dakovic, M. Denker and M. Gordin, Circular unitary ensembles: parametric models and their asymptotic maximum likelihood estimates. *Journal of Mathematical Sciences*, Vol. 219(5), 714–730, 2016.
- [15] M. Denker and W. Woyczynski. *Introductory Statistics and Random Phenomena: Uncertainty, Complexity and Chaotic Behavior in Engineering and Science*. New York, Birkhäuser, 2012.
- [16] M. Denker, Basics of Thermodynamics, Lecture Notes - Penn State Univ., 2011.
- [17] A. Dembo and O. Zeitouni, *Large Deviation Techniques and Applications*. New York, Springer Verlag, 2010.
- [18] R. Ellis, *Entropy, Large Deviations, and Statistical Mechanics*, New York, Springer Verlag, 2005
- [19] A.C.D. van Enter, A. O. Lopes, S. R. C Lopes and J. K. Mengue, How to get the Bayesian a posteriori probability from an a priori probability via Thermodynamic Formalism for plans; the connection to Disordered Systems. preprint, 2021.
- [20] H.H. Ferreira, A.O. Lopes and E.R. Oliveira, An iteration process for approximating subactions. To appear in “Modeling, Dynamics, Optimization and Bioeconomics IV” Editors: Alberto Pinto and David Zilberman, Springer Proceedings in Mathematics and Statistics, New York, Springer Verlag, 2021.
- [21] V. Girardin and P. Regnault, Escort distributions minimizing the Kullback–Leibler divergence for a large deviations principle and tests of entropy level. *Ann Inst Stat Math.*, Vol. 68, 439–468, 2016.
- [22] V. Girardin, L. Lhote and P. Regnault, Different Closed-Form Expressions for Generalized Entropy Rates of Markov Chains. *Methodology and Computing in Applied Probability*, Vol. 21, 1431–1452, 2019.
- [23] M.J. Karling, S.R.C. Lopes and R.M. de Souza, A Bayesian Approach for Estimating the Parameters of an α -Stable Distribution. *emphJournal of Statistical Computation and Simulation*, Volume 91, 2021 - Issue 9 (2021) 1713-1748.
- [24] Y. Kifer, Large Deviations in Dynamical Systems and Stochastic processes, *Trans. Amer. Math. Soc.*, Vol. 321(2), 505–524, 1990.
- [25] A.O. Lopes, S. R. C. Lopes and P. Varandas, Bayes posterior convergence for loss functions via almost additive Thermodynamic Formalism, to appear in *Journ. of Statis. Physics*
- [26] A.O. Lopes and J.K. Mengue, On information gain, Kullback-Leibler divergence, entropy production and the involution kernel, to appear in *Disc. and Cont. Dyn. Syst. Series A*
- [27] A.O. Lopes and R. Ruggiero, Nonequilibrium in Thermodynamic Formalism: the Second Law, gases and Information Geometry, *Qualitative Theory of Dynamical Systems*, 21-21 p1-44 (2022)
- [28] A.O. Lopes, Entropy, Pressure and Large Deviation, *Cellular Automata, Dynamical Systems and Neural Networks*, E. Goles e S. Martinez (eds.), Kluwer, Massachusetts, 79–146, 1994.
- [29] A.O. Lopes, Entropy and Large Deviation, *NonLinearity*, Vol. 3(2), 527–546, 1990.
- [30] A.O. Lopes, Thermodynamic Formalism, Maximizing Probabilities and Large Deviations, Preprint - UFRGS.

- [31] K. McGoff, S. Mukherjee and A. Nobel, Gibbs posterior convergence and Thermodynamic formalism, to appear in *Adv. in Appl. Prob.*
- [32] W. Parry and M. Pollicott. Zeta functions and the periodic orbit structure of hyperbolic dynamics. *Astérisque*, Vol. 187-188, 1990.
- [33] V. K. Rohatgi, *An Introduction to Probability Theory and Mathematical Statistics*. New York: Wiley, 1976.
- [34] T. Sagawa, Entropy, divergence and majorization in classical and quantum theory, arXiv, 2020.
- [35] Y. Suhov and M. Kelbert, *Probability and Statistics by Example. II*, Cambridge, Cambridge University Press, 2014.
- [36] D. A. van Dyk, The Role of Statistics in the Discovery of a Higgs Boson. *Annual Review of Statistics and Its Application*. 1 (1): 41–59 (2014)
- [37] W. von der Linden, V. Dose and U. von Toussaint, *Bayesian Probability Theory Applications in the Physical Sciences*. Cambridge, Cambridge University Press, 2014.