

Enhanced electro-actuation in dielectric elastomers: the non-linear effect of free ions

Bin Zheng,¹ Xingkun Man,^{2,*} David Andelman,^{1,†} and Masao Doi^{2,‡}

¹*Raymond and Beverly Sackler School of Physics and Astronomy,*

Tel Aviv University, Ramat Aviv 69978, Tel Aviv, Israel

²*Center of Soft Matter Physics and its Applications,
and School of Physics and Nuclear Energy Engineering,*

Beihang University, Beijing 100191, China

Abstract

Plasticized poly(vinyl chloride) (PVC) is a jelly-like soft dielectric material that attracted substantial interest recently as a new type of electro-active polymers. Under electric fields of several hundred Volt/mm, PVC gels undergo large deformations. These gels can be used as artificial muscles and other soft robotic devices, with striking deformation behavior that is quite different from conventional dielectric elastomers. Here, we present a simple model for the electro-activity of PVC gels, and show a non-linear effect of free ions on its dielectric behaviors. It is found that their particular deformation behavior is due to an electro-wetting effect and to a change in their interfacial tension. In addition, we derive analytical expressions for the surface tension as well as for the apparent dielectric constant of the gel. The theory indicates that the size of the mobile free ions has a crucial role in determining the electro-induced deformation, opening up the way to novel and innovative designs of electro-active gel actuators.

* manxk@buaa.edu.cn

† andelman@post.tau.ac.il

‡ masao.doi@buaa.edu.cn

Polyvinyl chloride (PVC) mixed with plasticizers form a jelly-like soft gel dielectrics, and have attracted growing interest in recent years as soft actuators.^{1,2} Compared with conventional dielectric elastomers,³⁻¹⁰ plasticized PVC gels offer several advantages in terms of their fast response, low working voltage, larger sustained stress, and overall stability and durability.^{1,2,11} Such properties make these materials attractive for novel applications in soft robotics, artificial muscles, medical assistance devices^{12,13} and in electro-optical devices.^{14,15}

PVC gels are found to have quite different properties than conventional dielectric elastomers.¹⁶⁻²⁰ First, their apparent dielectric constant is 10^3 - 10^4 times larger than in conventional materials. Second, upon the application of an electric field, the PVC gel shows amoeba-like spreading on the anode (and not on the cathode), as is shown schematically in Fig. 1. This behavior is quite unique and different from the gel contraction observed under similar conditions in most dielectric elastomers.^{5,10} Note that when the polarity of the applied voltage is reversed, the PVC gel deformation will also change its direction. This finding was explained by proposing that the electrostatic adhesive force generated by charges accumulates at the anode.²¹ The injected charges from the cathode are important as there will be no deformation if the cathode is blocked by coating it with an insulating film.¹⁹ Furthermore, a thin plasticizer-rich layer was found experimentally to coat the anode (but not the cathode).¹⁷ It has been conjectured¹⁹⁻²¹ that such characteristic behavior is due to the existence of small amounts of free ions in the PVC gel, but to the best of our knowledge, no available model exists that can predict such a material deformation for experimental conditions, and eventually to facilitate design of actuators in device applications.

In this Letter, we propose an electro-wetting mechanism to explain the PVC gel electro-activity. The deformation of dielectric elastomers (DEAs) conventionally originates from the Coulomb attraction between the electrodes, *i.e.* the Maxwell stress. However, the latter is a bulk effect, while our interfacial effect has a different origin. The voltage drop we consider is of the order of hundreds of volts,¹⁸ making it much larger than in regular electrolytes (few volts).^{22,23} Only at the electrode proximity, a very concentrated layer of free ions is established, where the ionic saturation effect is considered. We shall show that the ionic size asymmetry creates a large voltage drop at the anode side, yielding a negative contribution to the interfacial tension between the gel and anode, and hence leading to an instability at the anode with amoeba-like deformation of the gel.

We consider a set-up where a PVC gel is confined between two flat electrodes located at

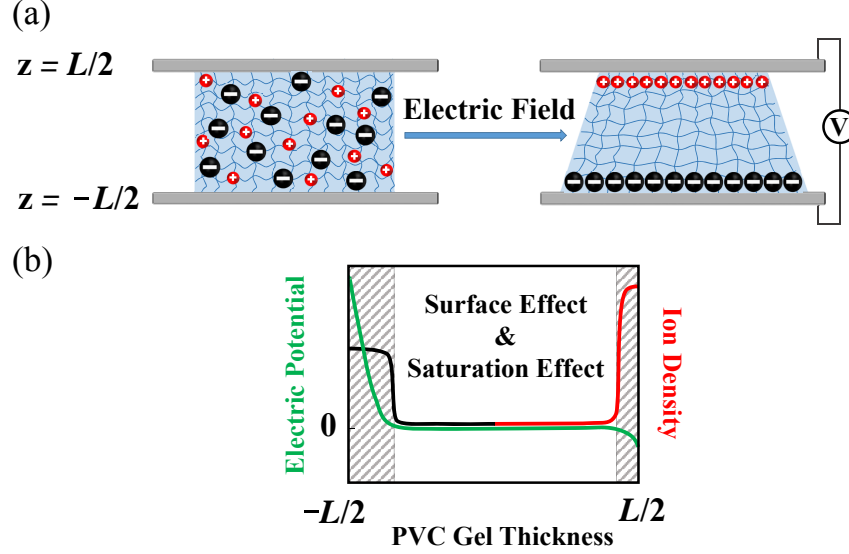


FIG. 1. Schematic drawing of the asymmetric deformation of the PVC gel in an electric field and the electrostatic profiles as a function of the interplate distance. (a) The PVC gel is placed between two flat and parallel electrodes located at $z = \pm L/2$. The charge density on the anode and cathode is $q_{\pm} = \pm Q/S_{\pm}$, respectively, where S_{\pm} is the contact area, and the total charge on each of the two electrodes is $\pm Q$ (in units of e). Before applying the electric field, the cations and anions inside the PVC gel are homogeneously distributed. (b) Schematic plots of the ion distribution and electrostatic potential inside the PVC gel. The electric field in the bulk of the gel film is nearly zero, and the large electric field exists only near the electrodes, where a very dense layer of free ions is created.

$z = \pm L/2$. The gel is an insulator with a dielectric constant ϵ_r . We further assume that the free charges that are embedded in the gel have an asymmetric size, $a_- > a_+$, where a_{\pm} is defined as the cubic root of the ion molecular volume and is related to the close-packing density, $1/a_{\pm}^3$. The two electrodes have fixed and opposite total charge $\pm Q$ (in units of e), yielding a charge density $q_{\pm} = \pm Q/S_{\pm}$ at the anode and cathode, respectively, where S_{\pm} is the contact area of the gel with the corresponding electrode. As S_{\pm} can vary as the deformation occurs, so will q_{\pm} .

Next we derive separately the electrostatic free energy and elastic energy associated with the confined gel. As the voltages applied in the experiment are high (on the order of 10^3V), we employ the saturation condition of the free-ion density in order to avoid any nonphysical accumulation of ions near the electrodes (see Fig. 1b). The electrostatic free energy was

proposed in Refs.^{22,23} and is written as,

$$\begin{aligned}
\frac{F_{\text{elec}}}{k_{\text{B}}T} &= \int (f - f_{\text{bulk}}) d^3r \\
&= \int d^3r \left\{ -\frac{1}{8\pi l_{\text{B}}} (\nabla\Psi)^2 + (c_+ - c_-)\Psi \right. \\
&\quad - \tilde{\mu}_+ c_+ - \tilde{\mu}_- c_- + c_+ \ln(c_+ a_+^3) + c_- \ln(c_- a_-^3) \\
&\quad + a_+^{-3} (1 - c_+ a_+^3) \ln(1 - c_+ a_+^3) \\
&\quad \left. + a_-^{-3} (1 - c_- a_-^3) \ln(1 - c_- a_-^3) \right\}
\end{aligned} \tag{1}$$

where the first two terms account for the electrostatic energy, the following two terms account for ionic chemical potential, and the last four terms account for the entropy of mixing, where the hard-core nature of the ions is included through the last two terms. $l_{\text{B}} = e^2/(4\pi\epsilon_0\epsilon_r k_{\text{B}}T)$ is the Bjerrum length, $\Psi = e\psi/k_{\text{B}}T$ is the dimensionless electrostatic potential, $c_{\pm}(r)$ is the monovalent cation and anion number density, and $\tilde{\mu}_{\pm} = \mu_{\pm}/k_{\text{B}}T$ is the dimensionless chemical potential. In our model, the ions interact with the polymer matrix but the interaction does not appear explicitly in the present theory. The free energy form of Eq. (1) indicates the interaction between ions and polymer matrix is implicit; namely, the interaction is included in the dielectric constant ϵ and in the incompressible condition of the system (ions and polymer chains). More details on Eq. (1) and the reason behind this simplified form of its entropy terms are given in the supplemental material.

The variation of the free energy F_{elec} with respect to Ψ and c_{\pm} yields a modified Poisson-Boltzmann equation^{22,23} that includes the steric effects,

$$\Psi''(z) = -\frac{\kappa_{\text{D}}^2}{2} \left(\frac{e^{-\Psi(z)}}{1 - \phi_+^b + \phi_+^b e^{-\Psi(z)}} - \frac{e^{\Psi(z)}}{1 - \phi_-^b + \phi_-^b e^{\Psi(z)}} \right), \tag{2}$$

where the ionic volume fraction is $\phi_{\pm}^b \equiv c_b a_{\pm}^3$ and the Debye length is $\lambda_{\text{D}} = 1/\kappa_{\text{D}} = 1/\sqrt{8\pi l_{\text{B}} c_b}$, where c_b is the bulk free ion concentration. The boundary condition at $z = \pm L/2$ is $\Psi'(\pm L/2) = \pm 4\pi l_{\text{B}} q_{\mp}$. In accordance with the experimental conditions, we model the high voltage regime by choosing large values of the surface charge density, q_{\pm} . Moreover, the thickness L of the confined gel, which is of the order of millimeters, is much larger than the Debye length (on the order of nanometers), $L \gg \lambda_{\text{D}}$. Hence, the electrostatic potential is vanishingly small in the bulk of the gel, $\Psi(z) \approx 0$, and the free-ion densities there are $c_+(z) \approx c_-(z) \approx c_b$. This means that the two charged boundaries are decoupled, and one

can focus on half of the system with a new boundary condition introduced at the symmetric mid-plane ($z = 0$) with $\Psi(0) = 0$, $\Psi'(0) = 0$, and $c_+(0) = c_-(0) \approx c_b$.

The excess free-energy for $-L/2 \leq z \leq 0$ (per unit area) can be written as,

$$g(q_+) = \int_{-L/2}^0 dz [f(c_+(z), c_-(z), \Psi(z)) - f(c_b, c_b, 0)] + q_+ \Psi(-L/2), \quad (3)$$

where f is the free-energy density in Eq. (1), and the last term of g accounts for the electrostatic energy of the electrode.

We assume that the surface tension is homogenous at the electrodes and consider the spreading of the gel at the electrode by analyzing the changes in the contact area at each of the two electrodes. The total surface free energy is obtained by multiplying the contact area at the electrodes with the calculated free-energy density. If an electrode has an area S_+ , and charge Q , the surface free energy of the anode is given by $S_+[\gamma_0 + g(Q/S_+)]$, where γ_0 is the surface tension when $Q = 0$. The surface tension γ_+ of the anode is then given by

$$\begin{aligned} \Delta\gamma_+(q_+) &= \frac{\partial[S_+g(Q/S_+)]}{\partial S_+} \\ &= g(q_+) - q_+ \frac{\partial g(q_+)}{\partial q_+}. \end{aligned} \quad (4)$$

Similarly, $g(q_-)$ and $\gamma_-(q_-)$ is the excess free energy and the surface tension between the PVC gel and the cathode, respectively, for the other half film $[0, L/2]$.

Finally, the mechanical deformation of the gel is given by the balance in the full free-energy between the excess free-energy and the gel elastic-energy,

$$G = S_+g(Q/S_+) + S_-g(-Q/S_-) + F_{\text{el}}(S_+, S_-) \quad (5)$$

where $F_{\text{el}}(S_+, S_-)$ is a phenomenological gel elastic-energy given by

$$\frac{F_{\text{el}}}{k_{\text{B}}T} = \frac{k_b}{2}(S_+ - S_0)^2 + \frac{k_b}{2}(S_- - S_0)^2 + \frac{k_s}{2}(S_+ - S_-)^2 \quad (6)$$

where S_0 is the initial (no electric field) contact area of the gel at both electrodes. The two elastic constants appearing above are $k_b = K_b/k_{\text{B}}T$ and $k_s = K_s/k_{\text{B}}T$. In this phenomenological elastic energy, we have integrated the contribution from the profile of the whole (bulk) gel deformation, in addition to the surface contribution, yielding a deformation of a thin gel film under an electric field. This elastic deformation of the gel leads to

a change in the contact area. As this gel deformation is very complex, we take instead a phenomenological approach. We use the change in the contact area to characterize the gel elastic deformation by introducing two phenomenological elastic constants, k_b and k_s that account for the whole bulk deformation. The non-uniform distribution of ions may affect the elasticity of the matrix as the excluded volume of the ions is taken explicitly into account in our theory. However, in the present work, the ionic layer formed by the accumulation of free ions near the electrodes is very thin (about 80\AA), as compared with the thickness of the gel film (about 1mm). Therefore, we assume that such a thin layer will not affect substantially the elasticity of the soft gel film. Then, the full free-energy can be expressed as a function of S_+ and S_- , and the gel deformation is determined by minimizing G with respect to S_+ and S_- .

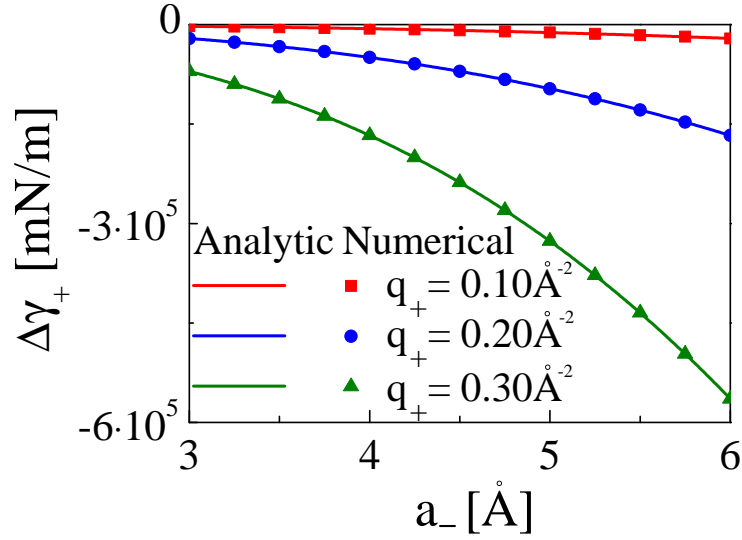


FIG. 2. The excess surface tension $\Delta\gamma_+$ at the anode as a function of the ion size a_- . The bulk ion concentration is $c_b = 1\text{mM}$ and the cation size is 3\AA . The solid lines represent analytical calculations from Eq. (10), while the data points are obtained via numerical calculations from Eqs. (1) - (4).

Figure 2 shows the excess in surface tension $\Delta\gamma_+ = \gamma_+ - \gamma_0$ on the gel/anode interface as a function of anion size a_- after numerically solving Eqs. (1)-(4). We can see that when an electric field is applied, the accumulation of anions introduces a negative contribution to the surface tension (instability) at the gel/anode interface. Hence, the gel tends to expand at the anode side, which is known as an electro-wetting effect. Moreover, the absolute value of the surface tension $\Delta\gamma_+$ is always an increasing function both of the ion size and charge

density.

The derived theoretical framework allows us to deduce an analytical expression of $\Delta\gamma_+$ in the large q limit. Under a large electric field, an electric double-layer is formed near the anode (and similarly near the cathode), and most of the voltage drop occurs in this double layer, which is shown in Fig. 1 in the supplemental material. We then assume that in the localized electric double-layer at the anode, the anions are closely packed, $c_- = 1/a_-^3$, while cations are completely excluded, $c_+ = 0$. Considering charge neutrality, we can estimate the electric double-layer thickness to be $L_e^+ = q_+a_-^3$. Then, a simplified explicit expression of the electrostatic potential, $\Psi(z)$ is obtained,

$$\begin{aligned} \Psi(z) = & \frac{2\pi l_B}{a_-^3} \left(z + \frac{1}{2}L \right)^2 - 4\pi l_B q_+ \left(z + \frac{1}{2}L \right) \\ & + 2\pi l_B q_+^2 a_-^3 \end{aligned} \quad (7)$$

for $0 < |z + L/2| < L_e^+$ and $\Psi = 0$ for $-L/2 + L_e^+ < z < 0$. In addition, the free-energy F_{elec} can be calculated from Eq. (1).

$$\frac{F_{\text{elec}}}{k_B T} = -\frac{4\pi}{3} l_B (a_- q_+)^3 - q_+ \tilde{\mu}_-, \quad (8)$$

and the surface free-energy becomes

$$\frac{g(q_+)}{k_B T} = \frac{2\pi}{3} l_B (a_- q_+)^3. \quad (9)$$

Finally, the excess surface tension on the anode side is

$$\frac{\Delta\gamma_+}{k_B T} = -\frac{4\pi}{3} l_B (a_- q_+)^3 \quad (10)$$

The above $\Delta\gamma_+$ expression is shown as solid lines in Fig. 2 and is in excellent agreement with the numerical results (data points). A similar behavior close to the gel/cathode interface, $\Delta\gamma_- \sim (a_+ q_-)^3$, is obtained, by simply exchanging negative with the positive charges.

The electro-wetting induces an asymmetric deformation that can be further quantified by two parameters, the difference $\Delta S = S_+ - S_-$ and the mean $\bar{S} = (S_+ + S_-)/2$. As shown in Fig. 3a, for anions and cations, of equal size, $\eta = 1$, the gel asymmetric deformation is zero, $\Delta S = 0$, and independent of q_0 , where $q_0 = Q/S_0$ is the initial surface charge density. In addition, Fig. 3a shows that the deformation ΔS increases as η increases, indicating that the size ratio, η , plays a crucial role in controlling the gel asymmetric deformation. It is worth

noticing that the η -induced gel deformation can be rather large, of order of 10% – 20%. Moreover, the gel deformation can be further enhanced for $\eta \neq 1$ by increasing q_0 . Figure 3b indicates that the mean contact area \bar{S} is an increasing function of η .

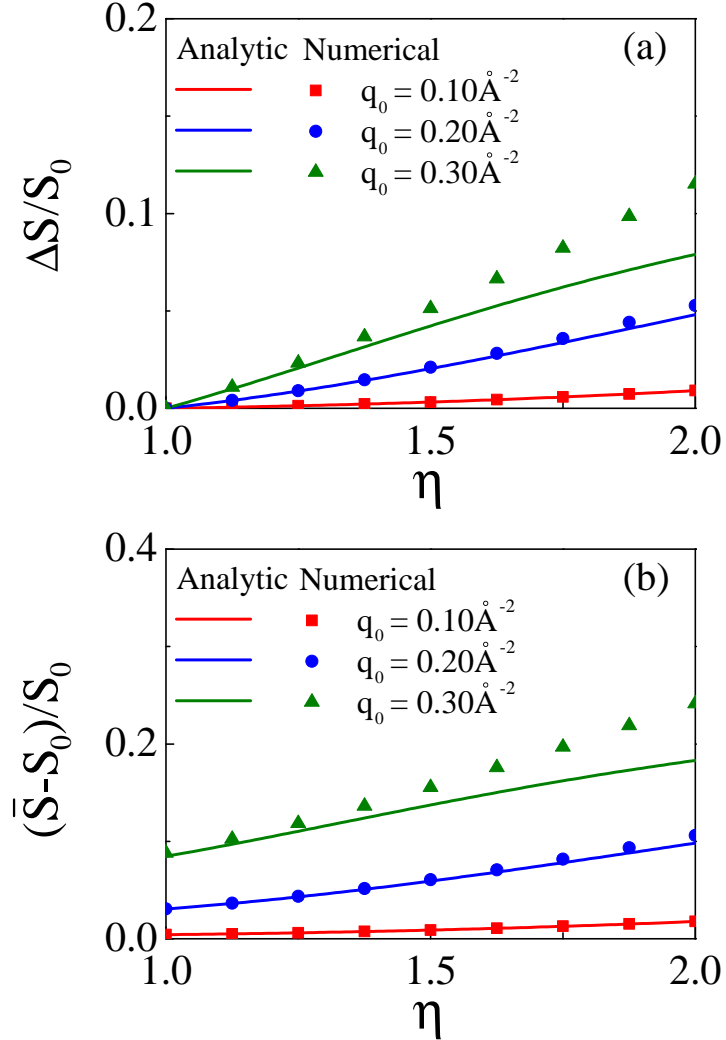


FIG. 3. The asymmetric deformation of the PVC gel, $\Delta S/S_0$ and $(\bar{S} - S_0)/S_0$, as a function of the size ratio between anion and cation η . All solid lines are analytical results of Eqs. (12) and (13), while the dotted data points are taken from the numerical calculations. (a) The dependence of $\Delta S/S_0$ on η for three $q_0 = Q/S_0$ values; (b) The effect of η on $(\bar{S} - S_0)/S_0$ for three q_0 values. The other parameters are the bulk ions concentration $c_b = 1\text{mM}$, the elastic constant $k_b = k_s = 15 \text{ \AA}^{-2}$, $a_+ = 3 \text{ \AA}$, $S_0 = 100 \text{ \AA}^2$, $\epsilon_r = 10$, and $l_B = e^2/(4\pi\epsilon_0\epsilon_r k_B T) = 55 \text{ \AA}$, at room temperature, $T = 300\text{K}$.

For large q , an analytical expression of ΔS^* and \bar{S}^* can be obtained. Inserting the surface

free-energy g , Eq. (9), into the full free energy, G of Eq. (5) is written as

$$\begin{aligned} \frac{G}{k_B T} = & \frac{2\pi l_B Q^3}{3} \left(\frac{a_-^3}{S_+^2} + \frac{a_+^3}{S_-^2} \right) \\ & + \frac{k_b}{2} (S_+ - S_0)^2 + \frac{k_b}{2} (S_- - S_0)^2 + \frac{k_s}{2} (S_+ - S_-)^2 \end{aligned} \quad (11)$$

After rewriting G as function of δS_{\pm} , where $\delta S_{\pm} = S_{\pm} - S_0$, and expanding G around $\delta S_{\pm} = 0$ to the second order, the gel deformation ΔS^* and \bar{S}^* can be obtained by minimizing G with respect to δS_{\pm} ,

$$\frac{\Delta S^*}{S_0} = \frac{1}{3} \frac{(\eta^3 - 1)}{\eta^3 (\xi q_0^3 + \kappa + 1) + (1 + 2\kappa)/(\xi q_0^3) + \kappa + 1} \quad (12)$$

$$\frac{\bar{S}^* - S_0}{S_0} = \frac{1}{6} \frac{\eta^3 (2\xi q_0^3 + 2\kappa + 1) + 2\kappa + 1}{\eta^3 (\xi q_0^3 + \kappa + 1) + (1 + 2\kappa)/(\xi q_0^3) + \kappa + 1} \quad (13)$$

where $\xi = 4\pi a_{\pm}^3 l_B / (S_0 k_b)$ and $\kappa = k_s / k_b$.

The analytic expressions obtained from Eq. (12) and (13) are shown in Fig. 3 as solid lines, and agree well with the numerical results (dotted points). Note that the scaling law $\Delta S \sim \eta^3$ emphasizes the significant role played by the ionic size asymmetry on the asymmetric gel deformation. Such simple dependence of ΔS^* on η , q_0 , and other experimental parameters found in Eq. (12), can be verified experimentally.

Our analysis of $\Delta\gamma$ and ΔS indicates that the intriguing gel deformation is caused by accumulation of cations/anions having non-equal sizes. The applied electric field introduces a negative contribution to the surface tension $\Delta\gamma$. In our model, $\Delta\gamma$ can compete with volume contributions like elasticity of the gel film because $\Delta\gamma$ is huge, of the order of 10^5 mN/m and the PVC gel is soft due to the added plasticizers. Then, the absolute value of $\Delta\gamma$ increases with ion size, while the gel volume remains constant during the deformation. Hence, the gel tends to spread at the anode where the larger size anions accumulate. Finally, the finite amount of asymmetric deformation is determined by the competition between the surface tension and gel elastic energy.

In addition, a very large apparent dielectric constant was observed in the PVC gel's experiments.¹⁸ We note that such large values have been observed in the past for electrolytes,²⁴ and serve as evidence for the existence of free ions inside the material. A more detailed consideration of the large values of the dielectric constant is presented in the supplemental material, where a simple analytic model relates these large dielectric values to the existence

of free ions within the PVC gel. More precisely, its large value is determined by the ratio between the macroscopic film thickness (on the order of millimeters) and microscopic electric double-layer thickness (on the order of nanometers).

In summary, we developed a theoretical model unveiling the fundamental mechanism of the electro-activity of PVC gels. The combination of the electro-wetting effect and the ionic saturation is considered in this model. Furthermore, explicit analytic results related to the material deformation as seen in the experiments are presented. The theory shows that the size ratio between the mobile anions and cations plays a crucial role in determining the electro-induced deformation. An important conclusion is that increasing this ionic size ratio enhances the gel electro-actuation, which has yet to be verified in experiments. Finally, we hope that the physical concepts as explored in our model will provide insight into the design and applications of polymer actuation materials.

Acknowledgements: This work was supported in part by Grant No. 21822302 of the National Natural Science Foundation of China (NSFC), and by the NSFC-ISF Research Program, jointly funded by the NSFC under Grant No. 21961142020 and the Israel Science Foundation (ISF) under Grant No. 3396/19. We also acknowledge support from the Fundamental Research Funds for the Central Universities (China), and the Israel Science Foundation (ISF) under Grant No. 213/19.

REFERENCES

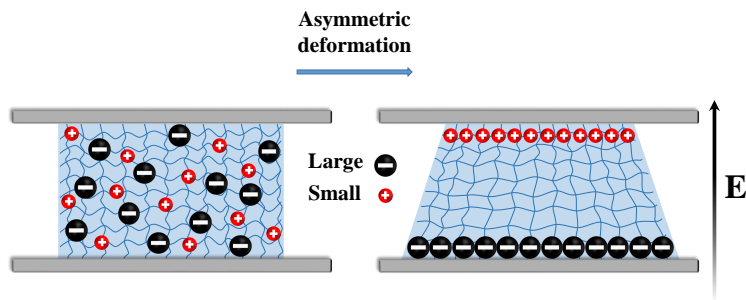
- [1] Hirai, T.; Zheng, J. M.; Watanabe, M.; Shirai, H. In *Smart Fibres, Fabrics and Clothing, Fundamentals and Applications*; Tao, X. M., Eds.; Woodhead Publishing Ltd.: Cambridge England, **2001**; Ch. 2, p 7.
- [2] Okuzaki, H. In *Soft Actuators - Materials, Modeling, Applications, and Future Perspectives*, 2nd ed.; Asaka, K.; Okuzaki, H., Eds.; Springer Nature Singapore Pte Ltd.: Singapore, **2019**; Ch. 1, p 3.
- [3] Hines, L.; Petersen, K.; Lum, G. Z.; Sitti, M. Soft Actuators for Small-Scale Robotics. *Adv. Mater.* **2017**, 29, 1603483.
- [4] Yang, D.; Verma, M. S.; So, J. H.; Mosadegh, B.; Keplinger, C.; Lee, B.; Khashai, F.; Lossner, E.; Suo, Z. G.; Whitesides, G. M. Buckling Pneumatic Linear Actuators Inspired by Muscle. *Adv. Mater. Technol.* **2016**, 1, 1600055.
- [5] Yang, C. H.; Suo, Z. G. Hydrogel Ionotronics. *Nature Reviews Materials*, **2018**, 3, 125-142.
- [6] Erbas, A.; de la Cruz, M. O. Energy Conversion in Polyelectrolyte Hydrogels. *ACS Macro Lett.*, **2015**, 4, 857-861.
- [7] Brochu, P.; Pei, Q. B. Advances in Dielectric Elastomers for Actuators and Artificial Muscles. *Macromol. Rapid Commun.*, **2010**, 31, 10-36.
- [8] Fuchigami, Y.; Takigawa, T.; Urayama, K. Electrical Actuation of Cholesteric Liquid Crystal Gels. *ACS Macro Lett.*, **2014**, 3, 813-818.
- [9] Carpi, F.; Kornbluh, R.; Sommer, L. P.; Rossi, D. D.; Alici, G. Guest Editorial Introduction to the Focused Section on Electroactive Polymer Mechatronics. *IEEE/ASME Transactions on Mechatronics*, **2011**, 16, 1-8.
- [10] Romasanta, L. J.; Lopez-Manchado, M. A.; Verdejo, R. Increasing the Performance of Dielectric Elastomer Actuators: A Review from the Materials Perspective. *Progress in Polymer Science*, **2015**, 51, 188-211.
- [11] Li, Y.; Guo, M. F.; Li, Y. B. Recent Advances in Plasticized PVC Gels for Soft Actuators and Devices: A Review. *J. Mater. Chem. C* **2019**, 7, 12991-13009.
- [12] Li, Y.; Hashimoto, M. PVC Gel Based Artificial Muscles: Characterizations and Actuation

- Modular Constructions. *Sens. Actuators A-Phys.* **2015**, 233, 246-258.
- [13] Ko, H. U.; Kim, H. C.; Kim, J. W.; Park, J.; Kim, J. Soft Piezoelectric Polymer of Poly[di(ethylene glycol) adipate] Plasticized Poly Vinyl Chloride and Its Strain Sensing. *Mater. Lett.* **2018**, 227, 276-280.
- [14] Bae, J. W.; Shin, E. J.; Jeong, J.; Choi, D. S.; Lee, J. E.; Nam, B. U.; Lin, L. W.; Kim, S. Y. High-performance PVC Gel for Adaptive Micro-lenses with Variable Focal Length. *Sci Rep* **2017**, 7, 2068.
- [15] Sato, H.; Hirai, T. Electromechanical and Electro-optical Functions of Plasticized PVC with Colossal Dielectric Constant. *Proc. of SPIE* **2013**, 8687, 868728.
- [16] Hirai, T.; Zheng, J.; Watanabe, M.; Shirai, H.; Yamaguchi, M. Electroactive Nonionic Polymer Gel-swift Bending and Crawling Motion. *MRS Proc.* **1999**, 600, 267-272.
- [17] Xia, H.; Hirai, T. Electric-field-induced Local Layer Structure in Plasticized PVC Actuator. *J. Phys. Chem. B* **2010**, 114, 10756-10762.
- [18] Ali, M.; Ueki, T.; Tsurumi, D.; Hirai, T. Influence of Plasticizer Content on the Transition of Electromechanical Behavior of PVC Gel Actuator. *Langmuir* **2011**, 27, 7902-7908.
- [19] Ali, M.; Hirai, T. Relationship between Electrode Polarization and Electrical Actuation of Dielectric PVC Gel Actuators. *Soft Matter* **2012**, 8, 36943699.
- [20] Xia, H.; Takasaki, M.; Hirai, T. Actuation Mechanism of Plasticized PVC by Electric Field. *Sensors Actuators A* **2010**, 157, 307-312.
- [21] Asaka, K.; Hashimoto, M. Electrical Properties and Electromechanical Modeling of Plasticized PVC Gel Actuators. *Sens. Actuator B-Chem.* **2018**, 273, 1246-1256.
- [22] Borukhov, I.; Andelman, D.; Orland, H. Steric Effects in Electrolytes: A Modified Poisson-Boltzmann Equation. *Phys. Rev. Lett.* **1997**, 79, 435-438.
- [23] Borukhov, I.; Andelman, D.; Orland, H. Adsorption of Large Ions from An Electrolyte Solution: A Modified Poisson-Boltzmann Equation. *Electrochim. Acta* **2000**, 46, 221-229.
- [24] Choi, U. H.; Mittal, A.; Price, T. L.; Gibson, H. W.; Runt, J.; Colby, R. H. Polymerized Ionic Liquids with Enhanced Static Dielectric Constants. *Macromolecules* **2013**, 46, 1175-1186.

for Table of Contents use only

**Enhanced electro-actuation in dielectric elastomers:
the non-linear effect of free ions**

Bin Zheng, Xingkun Man, David Andelman, and Masao Doi



Supplemental Material for
Enhanced electro-actuation in dielectric elastomers:
the non-linear effect of free ions

Bin Zheng,¹ Xingkun Man,^{2,*} David Andelman,^{1,†} and Masao Doi^{2,‡}

¹*Raymond and Beverly Sackler School of Physics and Astronomy,
Tel Aviv University, Ramat Aviv 69978, Tel Aviv, Israel*

²*Center of Soft Matter Physics and its Applications,
and School of Physics and Nuclear Energy Engineering,
Beihang University, Beijing 100191, China*

arXiv:2101.10637v2 [cond-mat.soft] 15 May 2022

* manxk@buaa.edu.cn

† andelman@post.tau.ac.il

‡ masao.doi@buaa.edu.cn

1. The Free Energy

The free energy is written as,

$$\begin{aligned} \frac{F_{\text{elec}}}{k_{\text{B}}T} = \int d^3r \left\{ -\frac{1}{8\pi l_{\text{B}}}(\nabla\Psi)^2 + (c_+ - c_-)\Psi \right. \\ \left. -\tilde{\mu}_+c_+ - \tilde{\mu}_-c_- + c_+\ln(c_+a_+^3) + c_-\ln(c_-a_-^3) \right. \\ \left. + a_{\text{gel}}^{-3}(1 - c_+a_+^3 - c_-a_-^3)\ln(1 - c_+a_+^3 - c_-a_-^3) \right\}. \end{aligned} \quad (1)$$

The first two terms account for the electrostatic energy, where $l_{\text{B}} = e^2/(4\pi\epsilon_0\epsilon_r k_{\text{B}}T)$ is the Bjerrum length, ϵ_r is the dielectric constant of the gel in the absence of ions, and $\Psi = e\psi/k_{\text{B}}T$ is the dimensionless electrostatic potential. The third and fourth terms account for the chemical potential of the free ions, where $\tilde{\mu}_{\pm} = \mu_{\pm}/k_{\text{B}}T$ is the dimensionless chemical potential and $c_{\pm}(r)$ is the cation and anion number density. Because the thickness of the gel film, L , is large, the film is considered to be coupled to a bulk reservoir (inner film) of free ions via the ion chemical potential, $\tilde{\mu}_{\pm}$. The fifth and sixth terms are the entropy of the cations and anions. Finally, the last term in Eq. (1) is the entropy of the gel molecules acting as a solvent. This solvent entropy is responsible for the saturation effect of the free ions that accumulate near the electrodes.^{1,2}

Under large electric fields, due to the anion saturation at the gel/anode interface, the amount of cations and solvent molecules at the anode is negligible. Similarly, the amount of the anions and solvent molecules is negligible at the gel/cathode interface. For convenience purposes only, we can then decouple the last term in Eq. (1) and write it as the sum of two separated steric terms. In addition, the gel size a_{gel} is taken the same as the size of the dominant ion respectively. The first term contributes only at the cathode, while the second one contributes only at the anode.

$$\begin{aligned} \frac{F_{\text{elec}}}{k_{\text{B}}T} = \int d^3r \left\{ -\frac{1}{8\pi l_{\text{B}}}(\nabla\Psi)^2 + (c_+ - c_-)\Psi \right. \\ \left. -\tilde{\mu}_+c_+ - \tilde{\mu}_-c_- + c_+\ln(c_+a_+^3) + c_-\ln(c_-a_-^3) \right. \\ \left. + a_+^{-3}(1 - c_+a_+^3)\ln(1 - c_+a_+^3) + a_-^{-3}(1 - c_-a_-^3)\ln(1 - c_-a_-^3) \right\}. \end{aligned} \quad (2)$$

2. The Ion Distribution and Electrostatic Potential inside the PVC Gel

The numerical results presented in Fig. 1 show that anions are closely packed on the anode side with a number density $c_- = 1/a_-^3$. As a result, there are almost no cations in

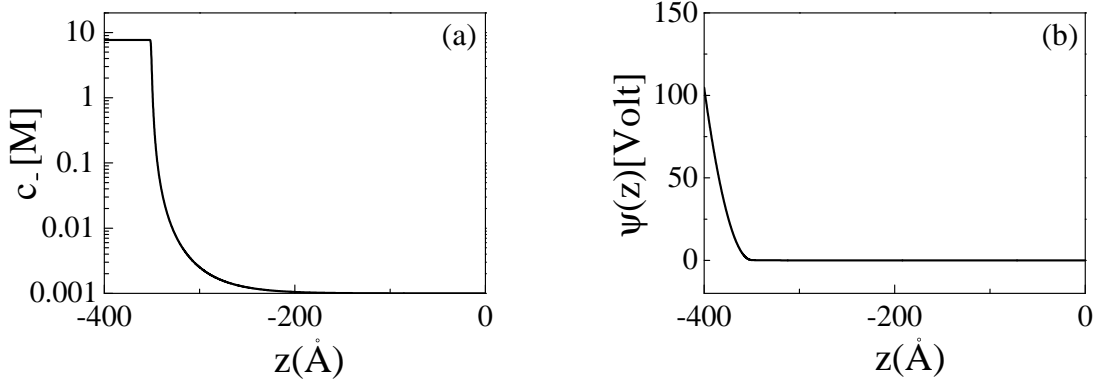


FIG. 1. Electrostatic profiles for half of the system (anode side) as a function of z , the distance measured from the mid-plane between the electrodes. The anode is located at $z = -L/2 = -400 \text{ \AA}$. The anion distribution and electrostatic potential are plotted, respectively, in (a) and (b). The other parameters are $\eta = 2.0$, $\Delta S/S_0 = 0.115$, $(\bar{S} - S_0)/S_0 = 0.241$, $q_0 = Q/S_0 = 0.3 \text{ \AA}^{-2}$, $a_+ = 3 \text{ \AA}$, and $c_b = 1\text{mM}$. Note that for a better presentation, we use semi-log plot in (a).

that region. Correspondingly, there are closely packed cations and no anions on the cathode side. This is due to the high voltage (electric field on the order of 1kV/mm) applied across the electrodes. We assume charge neutrality of the entire system, *i.e.*, the total amount of the anions (cations) in the gel is equal to the charge number on the anode (cathode). As a result, we can estimate the thickness of the close-packed charge layer to be $L_e^+ = q_+ a_-^3$.

3. Dielectric Constant

The other interesting behavior of the PVC gel is its large apparent dielectric constant, ε_{app} , which is about $10^3 - 10^4$ times larger than the dielectric constant of the PVC and the embedded plasticizer.³ We show how the free ions play a crucial role in explaining this intriguing behavior.

To estimate the apparent dielectric constant, we model the system as a two-plate capacitor of thickness L . Around each electrode there is an electric double-layer of thickness L_e^\pm coupled with the inner film of thickness $L - (L_e^+ + L_e^-)$. We assume that the surface charge-densities on the electrodes is $\pm q$. Thus, we can use the following relation for the capacitance,

$$C = eq \frac{S}{V} = \varepsilon_0 \varepsilon_{\text{app}} \frac{S}{L}, \quad (3)$$

where the applied voltage $V = V_e + V_b$ has two contributions: a bulk part, V_b , and an electric

double-layer part, V_e . And V can be approximately written as

$$V = V_e + E_b L_b \approx \frac{1}{2} E_0 (L_e^+ + L_e^-) + E_b L, \quad (4)$$

where L_e^\pm was shown to be the electric double-layer thickness and $L_b = L - (L_e^+ + L_e^-)$ is the inner film thickness. The electric field in the bulk is denoted as E_b , while $E_0 \equiv eq/(\varepsilon_0 \varepsilon_r)$ is the bulk electric field in the absence of free ions inside the gel. From Eqs. (3) and (4), we obtain an explicit expression of the apparent dielectric constant, ε_{app} ,

$$\frac{1}{\varepsilon_{\text{app}}} \simeq \frac{1}{\varepsilon_r} \left(\frac{L_e^+ + L_e^-}{2L} + \frac{E_b}{E_0} \right). \quad (5)$$

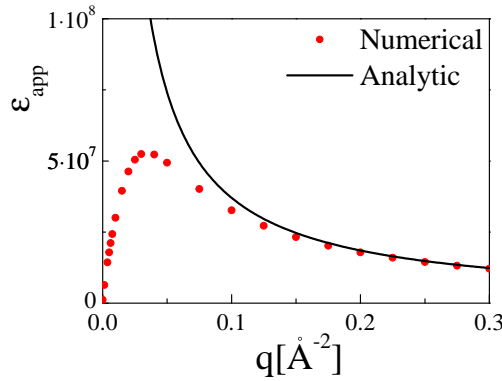


FIG. 2. The apparent dielectric constant ε_{app} as a function of the surface charge density, $q = Q/S$ on a semi-log plot. The other parameters are $c_b = 1\text{mM}$, $a_\pm = 3\text{\AA}$, $L = 1\text{mm}$ and $\varepsilon_r = 10$.

Equation (5) shows that indeed such free ions are at the origin of this special dielectric behavior. When there are no free ions, $\varepsilon_{\text{app}} = \varepsilon_r$, where ε_r includes the plasticizer and PVC contributions. The large ε_{app} values occur only when free ions are added, leading to a significant reduction of the bulk electric field, E_b . Moreover, the increase of the film thickness L leads to a large apparent dielectric constant, ε_{app} .

We further estimate the value of ε_{app} by ignoring the bulk electric field ($E_b = 0$). For small q near 0, the electric double-layer thickness L_e^\pm is of the order of the Debye length λ_D . Then $\varepsilon_{\text{app}} \simeq \varepsilon_r L / \lambda_D$ is independent of q and is much larger than ε_r . For large q , $L_e^\pm = qa_\pm^3$ and V_e is obtained from the explicit expression of $\Psi(z)$, Eq. (7) in the paper.

$$\frac{eV_e}{k_B T} = 2\pi l_B q^2 (a_-^3 + a_+^3), \quad (6)$$

yielding an approximate analytical expression of

$$\varepsilon_{\text{app}} = 2\varepsilon_r L(a_-^3 + a_+^3)^{-1} q^{-1}. \quad (7)$$

The dependence of ε_{app} on the surface charge-density q is shown in Fig. 2. When the surface charge-density q increases gradually from zero, the apparent dielectric constant ε_{app} first increases, reaching a maximum that is followed by a decrease.

REFERENCES

- [1] Borukhov, I.; Andelman, D.; Orland, H. Steric Effects in Electrolytes: A Modified Poisson-Boltzmann Equation. *Phys. Rev. Lett.* **1997**, 79, 435-438.
- [2] Borukhov, I.; Andelman, D.; Orland, H. Adsorption of Large Ions from An Electrolyte Solution: A Modified Poisson-Boltzmann Equation. *Electrochim. Acta* **2000**, 46, 221-229.
- [3] Ali, M.; Ueki, T.; Tsurumi, D.; Hirai, T. Influence of Plasticizer Content on the Transition of Electromechanical Behavior of PVC Gel Actuator. *Langmuir* **2011**, 27, 7902-7908.