

Hot QCD at finite isospin density: confronting SU(3) Nambu-Jona-Lasinio model with recent lattice data

Bruno. S. Lopes,¹ Sidney S. Avancini,² Aritra Bandyopadhyay,^{3,4} Dyana C. Duarte,^{5,6} and Ricardo L. S. Farias¹

¹*Departamento de Física, Universidade Federal de Santa Maria, Santa Maria, RS 97105-900, Brazil*

²*Departamento de Física, Universidade Federal de Santa Catarina, 88040-900 Florianópolis, Santa Catarina, Brazil*

³*Guangdong Provincial Key Laboratory of Nuclear Science, Institute of Quantum Matter,*

South China Normal University, Guangzhou 510006, China

⁴*Guangdong-Hong Kong Joint Laboratory of Quantum Matter,*

Southern Nuclear Science Computing Center, South China Normal University, Guangzhou 510006, China

⁵*Institute for Nuclear Theory, University of Washington, Seattle, WA 98195, USA*

⁶*Departamento de Física, Instituto Tecnológico de Aeronáutica, 12228-900 São José dos Campos, SP, Brazil*

(Dated: February 8, 2021)

Extending our recently published $SU(2)$ results for zero temperature we now compute the QCD equation of state for finite isospin density within the three flavor Nambu-Jona-Lasinio model in the mean field approximation, motivated by the recently obtained Lattice QCD results for both zero and finite temperatures. Like our previous study, here also we have considered both the commonly used Traditional cutoff Regularization Scheme and the Medium Separation Scheme. Our results are compared with recent high-precision lattice simulations as well as previously obtained results in two-flavor Nambu-Jona-Lasinio model. The agreement between the lattice results and the predictions from three-flavor NJL model is very good for low values of μ_I (for both zero and finite temperatures). For larger values of μ_I , the agreement between lattice data and the two-flavor NJL predictions is surprisingly good and better than with the three-flavor predictions.

I. INTRODUCTION

As the fundamental theory of strong interactions, the phase structure of Quantum Chromodynamics (QCD) has been studied from different angles over the years. Aside from the well explored systems at finite temperatures and finite baryon densities, several new dimensions have been added to the QCD phase diagrams: isospin chemical potential, magnetic field, electric field, rotation to name a few. Though near future relativistic Heavy-Ion-Collision (HIC) experiments in FAIR and NICA have been continuing to inspire studies of physical systems at low temperatures and finite baryon densities such as neutron stars [1, 2], theoretical hurdles are still there, predominantly due to the well known fermion “sign problem” [3, 4] encountered by non-perturbative lattice calculations. Lattice QCD’s recent progress with the sign problem can be monitored in Ref [5].

Among the relatively new features of the QCD phase diagram, finite isospin chemical potential (μ_I) plays an important role, specially because unlike finite baryon chemical potential it does not suffer from the sign problem in lattice QCD based calculations. First bunch of lattice QCD results at finite temperature and isospin density appeared in early 2000’s [6, 7] with dynamical u and d quarks, although with unphysical pion masses and/or an unphysical flavour content. This followed various studies by other available theoretical tools yielding qualitatively similar results. These studies include chiral perturbation theory (χ PT) [8–20], Hard Thermal Loop perturbation theory (HTLPT) [21], Nambu-Jona-Lasinio (NJL) model [22–42] and its Polyakov loop extended version PNJL [43, 44], quark meson model (QMM) [45–48]. Recently, early lattice QCD results have been modified by

using an improved lattice action with staggered fermions at physical quark masses and results for finite isospin density are presented in Refs [49–52].

In our recent work along the similar line [53], we focused on a new type of compact stars known as pion stars [11, 54], where the pion condensates are considered to be the dominant constituents of the core under the circumstance of vanishing neutron density. In spite of being a subset of boson stars [55–59], pion stars are free from hypothetical beyond standard model contributions like QCD axion. This gave us a scenario to work with finite isospin density along with zero temperature and zero baryon density which bypasses the sign problem unlike systems with high baryon densities. Hence it is easily accessible through first principle methods [54] and through the pion stars’ Equation of State (EoS) we now know about its large mass and radius in comparison with neutron stars [54, 60]. Our study in the said context of pion stars within two flavor NJL model showed better quantitative agreement with the lattice QCD results than similar studies within the chiral perturbation theory [18].

Unlike our last study [53] where we have only considered the setting of pion stars with zero temperature, in the present work we plan also to explore the systems with finite temperature. Early universe with very high temperature has been known to have possibilities of pion condensation driven by high lepton asymmetry [61–63]. Furthermore, in this work we have extended our two-flavor study within the three flavor NJL model. While the two-flavor studies are sufficient to describe the pion condensation at finite isospin density, a three-flavor study gives us the chance to explore the roles of the strangeness degree of freedom and the $U_A(1)$ anomaly in the present

context. Hence in our three flavor NJL Lagrangian, we will also be considering the Kobayashi-Maskawa-'t Hooft (KMT) term, which mimics the $U_A(1)$ anomaly in the NJL model.

Just like QCD systems with $\mu_I \neq 0$, $\mu_B = \mu_s = T = 0$ [54], QCD systems with $\mu_I \neq 0$, $\mu_B = 0$, $\mu_s \neq 0$, $T \neq 0$ are also being explored well within lattice QCD [49, 52, 64–66]. Successful premises of this work have already been provided by our previous study [53] which showed an exceptional quantitative agreement between NJL and lattice QCD results. On the basis of that and recent improved three flavor lattice QCD results at zero and finite temperature [49, 52, 54, 64–66] give us the perfect opportunity for the consistency check of the NJL model. As in our previous work [53] we have tried to rectify the regularization issues within NJL model to deal with the cutting of important degrees of freedom near the Fermi surface because of a sharp ultraviolet (UV) cutoff [67–69]. Besides the commonly used Traditional Regularization Scheme (TRS) we have used the Medium Separation Scheme (MSS) [67, 70, 71], which properly separates the medium effects from divergent integrals. For systems with high values of μ_I ($\sim \Lambda$) the role of MSS becomes more and more important.

The paper is organized as follows. In section II we discuss the basic formalism of the three-flavor NJL model both within TRS and MSS. In section III we present and discuss our results obtained with the traditional regularization scheme and with the medium separation scheme, for both zero and finite temperature. Thermodynamic results and the $T - \mu_I$ phase diagram are also presented and compared with other state of the art calculations.

II. FORMALISM

We start with the partition function for the three-flavor NJL model at finite baryonic and isospin chemical potential, given by

$$Z_{\text{NJL}}(T, \mu_B, \mu_I, \mu_S) = \int [d\bar{\psi}][d\psi] \times \exp \left[\int_0^\beta d\tau \int d^3x (\mathcal{L}_{\text{NJL}} + \bar{\psi} \hat{\mu} \gamma_0 \psi) \right], \quad (2.1)$$

where the quark chemical potential matrix in flavor space is

$$\hat{\mu} = \begin{pmatrix} \mu_u & 0 & 0 \\ 0 & \mu_d & 0 \\ 0 & 0 & \mu_s \end{pmatrix}, \quad (2.2)$$

and $\mu_{u,d,s}$ can be expressed in terms of the baryonic, the isospin and the strangeness chemical potential as

$$\begin{aligned} \mu_u &= \frac{\mu_B}{3} + \mu_I, \\ \mu_d &= \frac{\mu_B}{3} - \mu_I, \\ \mu_s &= \frac{\mu_B}{3} - \mu_S, \end{aligned}$$

such that $\mu_I = (\mu_u - \mu_d)/2$. \mathcal{L}_{NJL} appearing in Eq. (2.1) is the NJL Lagrangian considering scalar and pseudoscalar interactions, i.e.

$$\begin{aligned} \mathcal{L}_{\text{NJL}} &= \bar{\psi} (i\cancel{\partial} - m) \psi + G \sum_{\alpha=0}^{N_f^2-1} \left[(\bar{\psi} \lambda_\alpha \psi)^2 + (\bar{\psi} i\gamma_5 \lambda_\alpha \psi)^2 \right] \\ &\quad - K [\det \bar{\psi}(1 + \gamma_5)\psi + \det \bar{\psi}(1 - \gamma_5)\psi] \end{aligned}$$

where $\psi = (u \ d \ s)^T$ and $m = \text{diag}(m_u, m_d, m_s)$ represent the quark fields and their current mass respectively and G is the scalar coupling constant of the model from the four-fermion interaction. The last term is the KMT term which represents the breaking of the flavor symmetry in the chiral limit due to $U_A(1)$ anomaly. K is also known as the $U_A(1)$ breaking strength.

Next, in the mean field approximation we introduce the chiral condensates

$$\sigma_l = \sigma_{u/d} = -4G \langle \bar{u}u \rangle / \langle \bar{d}d \rangle, \quad \sigma_s = -4G \langle \bar{s}s \rangle, \quad (2.3)$$

and the pseudoscalar pion condensate

$$\Delta = 2(2G - K\sigma_s) \langle \bar{u}i\gamma_5 d \rangle, \quad (2.4)$$

where Δ can be considered as real without loss of generality as the related phase factor can be arbitrarily chosen due to the spontaneously broken $U_I(1)$ symmetry¹ [29]. In terms of these condensates, the thermodynamic potential for $N_f = 2 + 1$ in the mean field approximation is given as

$$\begin{aligned} \Omega(\sigma_l, \sigma_s, \Delta) &= \frac{2\sigma_l^2 + \sigma_s^2}{8G} + \frac{K\sigma_s\sigma_l^2}{16G^3} + \left(G + \frac{K\sigma_s}{4G} \right) \times \\ &\quad \frac{\Delta^2}{(2G + \frac{K\sigma_s}{4G})^2} - 2N_c \int_k^\Lambda \left[E_k^+ + E_k^- + E_k^s + 2T \times \right. \\ &\quad \left. \ln \left\{ \left(1 + e^{-\beta E_k^-} \right) \left(1 + e^{-\beta E_k^+} \right) \left(1 + e^{-\beta E_k^s} \right) \right\} \right] \end{aligned} \quad (2.5)$$

with $E_k^\pm = \sqrt{(E_k^l \pm \frac{\mu_I}{2})^2 + \Delta^2}$ with $E_k^l = \sqrt{k^2 + M_l^2}$ and $E_k^s = \sqrt{k^2 + M_s^2}$ and the symbol \int_k^Λ indicates three

¹ It is important to note here that in this work we are not considering kaon condensation as we are working in the limit of vanishing baryonic and strangeness chemical potentials, i.e. $\mu_B = \mu_S = 0$.

momentum integrals that need to be regularized. Different effective masses M_l and M_s are defined as

$$M_l = m_l + \sigma_l + \frac{K\sigma_l\sigma_s}{8G^2},$$

$$M_s = m_s + \sigma_s + \frac{K\sigma_l^2}{8G^2} + \frac{K}{2} \frac{\Delta^2}{\left(2G + \frac{K\sigma_s}{4G}\right)^2},$$

where $m_l = m_u = m_d$ and m_s are the current quark masses.

The ground state at finite temperature and isospin chemical potential is determined by minimizing $\Omega(\sigma_l, \sigma_s, \Delta)$ with respect to σ_l , σ_s and Δ , i.e. by solving $\partial\Omega/\partial\sigma_l = \partial\Omega/\partial\sigma_s = \partial\Omega/\partial\Delta = 0$.

In the following subsections we discuss in more details different ways of regularizing these integrals. The thermodynamic quantities, i.e. the pressure, the isospin density and the energy density of the system are then respectively given by

$$P_{\text{NJL}} = -\Omega_{\text{NJL}}(\sigma_{l/s} = \sigma_{l/s}^0; \Delta = \Delta^0), \quad (2.6)$$

$$\langle n_I \rangle_{\text{NJL}} = \frac{\partial P_{\text{NJL}}}{\partial \mu_I}, \quad (2.7)$$

$$\varepsilon_{\text{NJL}} = -P_{\text{NJL}} + \mu_I \langle n_I \rangle_{\text{NJL}} + T \frac{\partial P_{\text{NJL}}}{\partial T}. \quad (2.8)$$

Finally, the interaction measure (or trace anomaly) within the NJL model is given by the relation between P_{NJL} and ε_{NJL} , i.e.,

$$I_{\text{NJL}} = \varepsilon_{\text{NJL}} - 3P_{\text{NJL}}. \quad (2.9)$$

A. Regularization

Due to the nonrenormalizable nature of the NJL model, any physical quantity determined in its framework will be dependent on the scale of the model Λ . In the SU(2) version, the usual regularization schemes consist in to determine Λ , the coupling constant G and current quark mass $m_u = m_d = m_c$ that reproduce the empirical values of the pion mass m_π , the pion decay constant f_π and the quark condensate $\langle \bar{\psi}\psi \rangle$. Since our aim is to compare our results with lattice simulations we have used two different sets of parameters, for $T = 0$ and $T \neq 0$, as can be seen in Tab. I.

The SU(3) case is much more complicated; the procedure is shown in details in appendix-A and the values obtained are shown in Tab. II. The two sets represent the parameters we use for two different cases, set-I for the case of zero temperature and set-II for the case of finite temperature, following the value of m_π used by Lattice QCD respectively for both the cases.

The fact that all physical quantities are dependent on Λ does not mean that we can just naively use this cutoff in all integrals, since it may lead to incorrect results. In this work we compare the results of two different schemes, namely the *traditional regularization scheme* (TRS) and

TABLE I: Different parameter sets are listed, which have been used in the present study for SU(2) case.

Sets	Input parameters	Output parameters
I	$f_\pi = 93$ MeV	$\Lambda = 659.325$ MeV
	$m_\pi = 131.7$ MeV	$G = 2.07835/\Lambda^2$
	$\langle \bar{\psi}\psi \rangle^{1/3} = 250$ MeV	$m_c = 4.757$ MeV
II	$f_\pi = 92.4$ MeV	$\Lambda = 659.325$ MeV
	$m_\pi = 135.5263$ MeV	$G = 2.07691/\Lambda^2$
	$\langle \bar{\psi}\psi \rangle^{1/3} = 250$ MeV	$m_c = 4.93651$ MeV

TABLE II: Different parameter sets are listed, which have been used in the present study for SU(3) case.

Sets	Input parameters	Output parameters
I	$f_\pi = 93$ MeV	$\Lambda = 574.68$ MeV
	$m_\pi = 131.7$ MeV	$G = 2.2066/\Lambda^2$
	$m_K = 490$ MeV	$K = 10.426/\Lambda^5$
	$m_\eta = 950$ MeV	$m_s = 140$ MeV
	$m_l = 5.3$ MeV	
II	$f_\pi = 92.4$ MeV	$\Lambda = 608.431$ MeV
	$m_\pi = 135.5263$ MeV	$G = 1.782/\Lambda^2$
	$m_K = 497.7$ MeV	$K = 12.8525/\Lambda^5$
	$m_\eta = 957.8$ MeV	$m_s = 140.305$ MeV
	$m_l = 5.5$ MeV	

the *medium separation scheme* (MSS). The TRS is the most common in NJL studies, and consists only in to perform up to Λ the integrals that do not depend on the temperature, e.g., the first three terms between brackets of the integral in Eq. (2.5) and its correspondents in the gap equations and thermodynamic quantities, while thermal integrals are performed up to infinity.

By the other hand, MSS provides a tool to disentangle all the medium dependencies from divergent contributions, so that only vacuum integrals remain to be regularized. This scheme has been applied to the NJL model and successfully shows qualitative agreement with lattice simulations and more elaborated theories, as might be seen in Refs. [53, 67, 70, 71]. Let us start for example from integral I_Δ of Δ gap equation:

$$I_\Delta = \sum_{j=\pm 1} \int_\Lambda \frac{d^3k}{(2\pi)^3} \frac{1}{\sqrt{(E_k^l + j\mu)^2 + \Delta^2}}, \quad (2.10)$$

whose TRS version is obtained just by making the replacement $\int_\Lambda \frac{d^3k}{(2\pi)^3} \rightarrow \int_0^\Lambda dk \frac{k^2}{2\pi^2}$. To use MSS we first rewrite

$$I_\Delta = \frac{1}{\pi} \sum_{j=\pm 1} \int_{-\infty}^{+\infty} dx \int_\Lambda \frac{d^3k}{(2\pi)^3} \frac{1}{x^2 + (E_k^l + j\mu)^2 + \Delta^2}, \quad (2.11)$$

where, to ease the notation, we made the replacement $\mu_l/2 \rightarrow \mu$. Using the identity

$$\begin{aligned} & \frac{1}{x^2 + (E_k^l + j\mu)^2 + \Delta^2} \\ &= \frac{1}{x^2 + k^2 + M_0^2} \\ &+ \frac{M_0^2 - \Delta^2 - \mu^2 - M^2 - 2j\mu E_k^l}{(x^2 + k^2 + M_0^2) [x^2 + (E_k^l + j\mu)^2 + \Delta^2]}. \end{aligned} \quad (2.12)$$

Here M_0 is the vacuum mass of light quarks, obtained in the $T = \mu = \Delta = 0$ limit. After two iterations of this identity we obtain

$$\begin{aligned} & \sum_{j=\pm 1} \frac{1}{x^2 + (E_k^l + j\mu)^2 + \Delta^2} \\ &= \frac{2}{x^2 + k^2 + M_0^2} + \frac{2\mathcal{M}}{(x^2 + k^2 + M_0^2)^2} \\ &+ \frac{2\mathcal{M}^2 + 8\mu^2(E_k^l)^2}{(x^2 + k^2 + M_0^2)^3} \\ &+ \sum_{j=\pm 1} \frac{(\mathcal{M} - 2j\mu E_k^l)^3}{(x^2 + k^2 + M_0^2)^3 [x^2 + (E_k^l + j\mu)^2 + \Delta^2]}, \end{aligned} \quad (2.13)$$

where we have defined $\mathcal{M} = M_0^2 - \Delta^2 - \mu^2 - M_l^2$. After some manipulations and performing the integration in x indicated in (2.11) we obtain

$$\begin{aligned} I_{\Delta}^{\text{MSS}} &= 2I_{\text{quad}}(M_0) \\ &- (M_l^2 - M_0^2 + \Delta^2 - 2\mu^2)I_{\log}(M_0) \\ &+ \left[\frac{3(\mathcal{M}^2 + 4\mu^2 M_l^2)}{4} - 3\mu^2 M_0^2 \right] I_1 + 2I_2, \end{aligned} \quad (2.14)$$

with the definitions

$$I_{\text{quad}}(M_0) = \int \frac{d^3k}{(2\pi)^3} \frac{1}{\sqrt{k^2 + M_0^2}}, \quad (2.15)$$

$$I_{\log}(M_0) = \int \frac{d^3k}{(2\pi)^3} \frac{1}{(k^2 + M_0^2)^{\frac{3}{2}}}, \quad (2.16)$$

$$I_1 = \int \frac{d^3k}{(2\pi)^3} \frac{1}{(k^2 + M_0^2)^{\frac{5}{2}}}, \quad (2.17)$$

$$\begin{aligned} I_2 &= \frac{15}{32} \sum_{j=\pm 1} \int \frac{d^3k}{(2\pi)^3} \int_0^1 dt (1-t)^2 \\ &\times \frac{(\mathcal{M} - 2j\mu E_k^l)^3}{[(2j\mu E_k^l - \mathcal{M})t + k^2 + M_0^2]^{\frac{7}{2}}}. \end{aligned} \quad (2.18)$$

A similar procedure can be used to obtain the integrals

of other quantities:

$$I_{\sigma_l} = \sum_{j=\pm 1} \int_{\Lambda} \frac{d^3k}{(2\pi)^3} \frac{1}{E_k^l} \frac{E_k^l + j\mu}{\sqrt{(E_k^l + j\mu)^2 + \Delta^2}}, \quad (2.19)$$

$$I_{n_l} = \sum_{j=\pm 1} \int_{\Lambda} \frac{d^3k}{(2\pi)^3} j \frac{E_k^l + j\mu}{\sqrt{(E_k^l + j\mu)^2 + \Delta^2}}, \quad (2.20)$$

$$I_{\sigma_s} = \int_{\Lambda} \frac{d^3k}{(2\pi)^3} \frac{1}{E_k^s}. \quad (2.21)$$

Since the steps to obtain these integrals for MSS are described in detail in previous references [53, 70, 71], here we will just show the final results of each of these integrals:

$$\begin{aligned} I_{\sigma_l}^{\text{MSS}} &= 2I_{\text{quad}}(M_0) - (M_l^2 - M_0^2 + \Delta^2)I_{\log}(M_0) + I_3 \\ &+ 3 \left[\frac{\mathcal{M}^2}{4} + \mu^2(M_l^2 - M_0^2 - \mathcal{M}) \right] I_1 + 2I_2, \end{aligned} \quad (2.22)$$

$$\begin{aligned} I_{n_l}^{\text{MSS}} &= 2\mu\Delta^2 I_{\log}(M_0) \\ &+ 3\mu \left[\frac{\mathcal{M}^2}{4} + \mathcal{M}(M_0^2 - M_l^2) + M_l^2\mu^2 + \frac{2\mu^2 M_0^2}{3} \right] I_1 \\ &+ 2\mu I_2 - \frac{5\mu M_l^2}{4} [3\mathcal{M}^2 + 4\mu^2 M_l^2] I_4 \\ &+ \frac{5\mu}{4} (4\mu^2(M_0^2 - 2M_l^2) - 3\mathcal{M}^2) I_5 + I_6, \end{aligned} \quad (2.23)$$

$$I_{\sigma_s}^{\text{MSS}} = I_{\text{quad}}(M_{0s}) + \frac{M_{0s}^2 - M_s^2}{2} I_{\log}(M_{0s}) + I_7, \quad (2.24)$$

where M_{0s} is the vacuum strange quark mass, obtained in the $T = \mu = \Delta = 0$ limit, and the remaining definitions,

$$\begin{aligned} I_3 &= \frac{15}{16} \sum_{j=\pm 1} \int \frac{d^3k}{(2\pi)^3} \int_0^{\infty} \frac{t^2 dt}{\sqrt{1+t}} \\ &\times \frac{1}{E_k^l} \frac{j\mu(\mathcal{M} - 2j\mu E_k^l)^3}{[(k^2 + M_0^2)t + (E_k^l + j\mu)^2 + \Delta^2]^{\frac{7}{2}}}, \end{aligned} \quad (2.25)$$

$$I_4 = \int \frac{d^3k}{(2\pi)^3} \frac{1}{(k^2 + M_0^2)^{\frac{7}{2}}}, \quad (2.26)$$

$$I_5 = \int \frac{d^3k}{(2\pi)^3} \frac{k^2}{(k^2 + M_0^2)^{\frac{7}{2}}}, \quad (2.27)$$

$$\begin{aligned} I_6 &= \frac{35}{32} \sum_{j=\pm 1} \int \frac{d^3k}{(2\pi)^3} \int_0^{\infty} \frac{t^3 dt}{\sqrt{1+t}} \\ &\times \frac{jE_k^l(\mathcal{M} - 2j\mu E_k^l)^4}{[(k^2 + M_0^2)t + (E_k^l + j\mu)^2 + \Delta^2]^{\frac{9}{2}}}, \end{aligned} \quad (2.28)$$

$$\begin{aligned} I_7 &= \frac{3}{4} \int \frac{d^3k}{(2\pi)^3} \int_0^{\infty} \frac{t dt}{\sqrt{1+t}} \\ &\times \frac{(M_{0s}^2 - M_s^2)^2}{[(k^2 + M_{0s}^2)t + k^2 + M_s^2]^{\frac{5}{2}}}. \end{aligned} \quad (2.29)$$

Note that integrals I_1 to I_7 are all finite, and must be performed up to infinity in k . This is the fundamental

difference between TRS, where we cut the whole integral in the cutoff Λ , and MSS, where all finite medium contributions are separated and performed for the whole momentum range.

Finally, the MSS expression for the normalized thermodynamic potential reads

$$\begin{aligned}
\Omega_{\text{NJL}}^{\text{MSS}}(\sigma_l, \sigma_s, \Delta) &= \frac{2\sigma_l^2 + \sigma_s^2}{8G} + \frac{K\sigma_s\sigma_l^2}{16G^3} \\
&+ \left(G + \frac{K\sigma_s}{4G}\right) \frac{\Delta^2}{(2G + \frac{K\sigma_s}{4G})^2} \\
&- 2N_c \left\{ \tilde{\mathcal{M}} I_{\text{quad}}(M_0) + \frac{M_s^2 - M_{0s}^2}{4} I_{\text{quad}}(M_{0s}) \right. \\
&- \frac{1}{4} (\tilde{\mathcal{M}}^2 - 4\mu^2 \Delta^2) I_{\log}(M_0) - \frac{M_s^2 - M_{0s}^2}{8} I_{\log}(M_{0s}) \\
&+ \int \frac{d^3k}{(2\pi)^3} \left[\frac{\tilde{\mathcal{M}}^2 - 4\mu^2 \Delta^2}{4(E_{k,0}^l)^3} - \frac{\tilde{\mathcal{M}}}{E_{k,0}^l} - 2E_{k,0}^l \right. \\
&+ E_k^s - E_{k,0}^s - \frac{M_s^2 - M_{0s}^2}{2E_{k,0}^s} + \frac{(M_s^2 - M_{0s}^2)^2}{8(E_{k,0}^s)^3} \\
&\left. + \sum_{j=\pm} \sqrt{(E_k^l + j\mu)^2 + \Delta^2} \right] \left. \right\}, \quad (2.30)
\end{aligned}$$

with the definitions $\tilde{\mathcal{M}} = \Delta^2 + M_l^2 - M_0^2$, $E_{k,0} = \sqrt{k^2 + M_0^2}$ and $E_{k,0}^s = \sqrt{k^2 + M_{0s}^2}$.

III. RESULTS AND DISCUSSIONS

In this paper we have considered the SU(3) version of the NJL model at finite isospin imbalance incorporating the strange quark sector and the KMT determinant for both the zero and finite temperature cases. Thus, we have extended our previous study of the QCD equation of state at non-zero isospin density and zero temperature within the SU(2) version of the Nambu-Jona-Lasinio model. Besides, in this work we have also considered for the SU(2) model the effects of finite temperature in order to perform a complete comparison between the two versions of the NJL model.

The effects of the regularization scheme are discussed in details. We have used two alternative approaches for the regularization of the nonrenormalizable NJL model, the first one, which we have named TRS (Traditional Regularization Scheme), is the most frequently found in the literature where the ultraviolet divergences are regularized through a sharp 3D cutoff, as shown in section-II. It is important to point out that the TRS approach does not disentangle finite medium contributions from the infinity vacuum term and physically meaningful contributions are usually discarded. The second scheme, which we named MSS (Medium Separation Scheme), is capable of disentangling exactly the vacuum divergent term from the finite medium ones and only the truly divergent vacuum is regularized through a sharp 3D cutoff. It will be

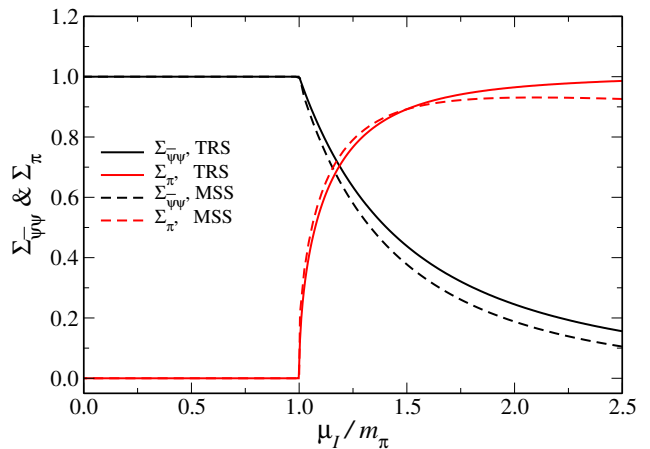


FIG. 1: (Color online) Chiral and pion condensates as functions of μ_I at $T = 0$, evaluated according to Eqs. (3.1) and (3.2), for TRS and MSS.

discussed in what follows how dependent are the observables on the chosen regularization scheme and which one is the more appropriated for each particular situation.

The most important first principle approach to QCD in the non-perturbative regime is the lattice QCD simulation. Since for the finite isospin scenario no sign problem is found in the LQCD calculations, whenever possible, our results are compared with recent LQCD data. In order to make possible such comparisons, we have had to fit the SU(2) and the SU(3) NJL model parameters according to the pion mass and pion decay constant adopted in LQCD calculations. In tables-I and II our fitted parameters are shown for the SU(2) and SU(3) NJL models respectively. To compare our results with lattice simulations we used Set-I for zero temperature and Set-II for finite temperature cases. The fitting procedure for the SU(3) version of the NJL model is more involved and due to this fact we have included some details of this parametrization procedure in the appendix-A.

Next, we discuss our results for the SU(2) and SU(3) NJL models at finite isospin density and zero and finite temperature using the TRS and MSS regularization schemes. At this point, we would like to emphasize the fact that the results for finite isospin and zero temperature within the SU(2) NJL model have been obtained in our previous paper[53]. However, they are shown here for a complete comparison between the NJL model versions as we have extended the zero temperature results for the SU(3) case. The finite temperature extension, however, is a completely new addition in this present work, which has been done here for both SU(2) and SU(3) cases.

A. Zero Temperature results

We start by showing our zero temperature SU(3) results, Figure 1, for the chiral and pion condensates, which

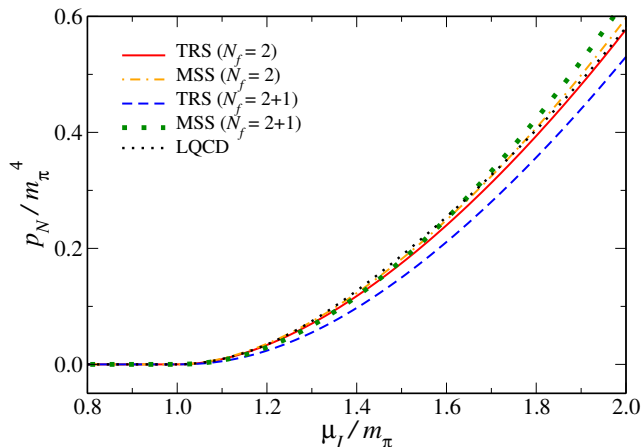


FIG. 2: (Color online) Normalized pressure p_N as a function of μ_I at $T = 0$, for SU(2) (solid and dot-dashed lines) and SU(3) (dashed and dotted lines) comparing TRS, MSS and lattice results from Ref. [54] (small dots).

have been evaluated respectively according to the equations,

$$\Sigma_{\bar{\psi}\psi} = \frac{m_l}{m_\pi^2 f_\pi^2} \left[\frac{\sigma_l - \sigma_l^0}{2G} \right] + 1, \quad (3.1)$$

$$\Sigma_\pi = \frac{m_l}{m_\pi^2 f_\pi^2} \frac{\Delta}{2G + K \frac{\sigma_s}{4G}}, \quad (3.2)$$

as a function of the isospin chemical potential μ_I for both the TRS and MSS approaches. Here it is worth to mention that the chiral condensate in Eq. (3.1) does not include the contribution from the strange quarks. We have used the same definitions for these quantities as LQCD [49, 52], as we have compared our results against them for the case of finite temperature². Our results show that the difference between both approaches increases at higher μ_I , where the condensates calculated in the MSS scheme are systematically lower than the corresponding ones calculated within the TRS scheme.

The results for the normalized pressure are shown in Figure 2 as a function of the isospin chemical potential. The normalized pressure p_N is defined as:

$$p_N = P_{\text{NJL}}(T, \mu_I) - P_{\text{NJL}}(T, \mu_I = 0), \quad (3.3)$$

where P_{NJL} is defined in Eq. (2.6). It is apparent of this latter figure that compared to the LQCD results [54], the SU(3)-NJL is better in the MSS scheme (dotted lines) than in the TRS scheme (dashed lines), at least, for $\mu_I \leq 2m_\pi$. It is also apparent from Figure 2 that the SU(2)-NJL results [53] agree slightly better with LQCD data

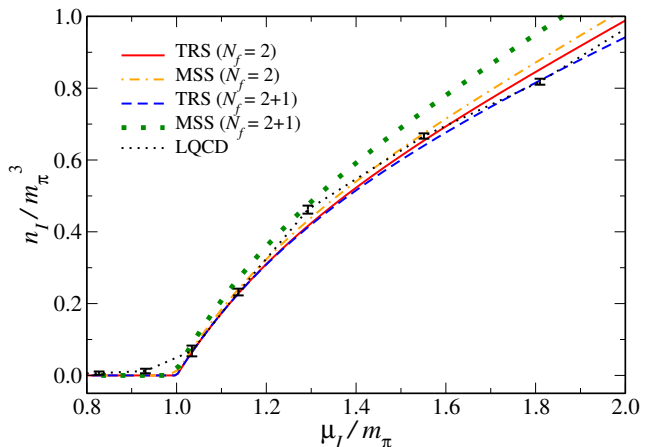


FIG. 3: (Color online) Isospin density n_I as a function of μ_I at $T = 0$, for SU(2) (solid and dot-dashed lines) and SU(3) (dashed and dotted lines) comparing TRS, MSS and lattice results from Ref. [54] (small dots).

than the SU(3) ones and the differences between TRS and MSS are less important in this case.

The results for the isospin density (see Eq. (2.7)) as a function of μ_I at $T = 0$ are shown in Figure 3. Although the lattice data points are few, one can see that for small μ_I the SU(3)-NJL model using the MSS scheme is in better agreement with LQCD results [54]. Nevertheless, when μ_I increases the SU(3)-NJL model in the TRS scheme seems to be closer to the LQCD results. As compared to the SU(2)-NJL model results, the MSS scheme is closer to lattice data for $\mu_I/m_\pi < 1.6$. Thus, for both SU(2) and SU(3) versions of NJL it seems that for larger isospin chemical potential the TRS scheme is closer to lattice data. If one considers the overall trend of the lattice data, the SU(2)-NJL model seems to reproduce better the lattice data, as already noticed in our discussion of the behavior of the pressure. We mention here that it would be highly desirable to get more lattice data in order to better distinguish the differences among the versions of NJL and regularization schemes.

Next up in Figure 4, we show the scaled energy density (see Eq. (2.7)) as a function of the scaled μ_I chemical potential for the SU(3)-NJL model and $T = 0$. The energy density is scaled with its ideal or the Stefan-Boltzmann limit for finite μ_I and $\mu_B = T = 0$, given by

$$\varepsilon_{\text{SB}}(\mu_I) = \frac{N_c N_f}{4\pi^2} \mu_I^4. \quad (3.4)$$

A comparison with the perturbative QCD calculation [72] is performed for larger values of μ_I ³. Some care is necessary when using NJL for larger μ_I , since we have the

² Note that there is an apparent $\frac{1}{2}$ factor difference between our definition of the condensates and the definition given in Refs [49, 52], like it has been done in Ref. [20]. This has been done to compensate for the same factor in our definitions of σ_l and Δ .

³ We would like to mention that in this reference [72], μ_I is defined as $\mu_I = \mu_u - \mu_d$, whereas in our case $\mu_I = \frac{\mu_u - \mu_d}{2}$. Hence, we have rescaled our expression accordingly, by a factor 2.

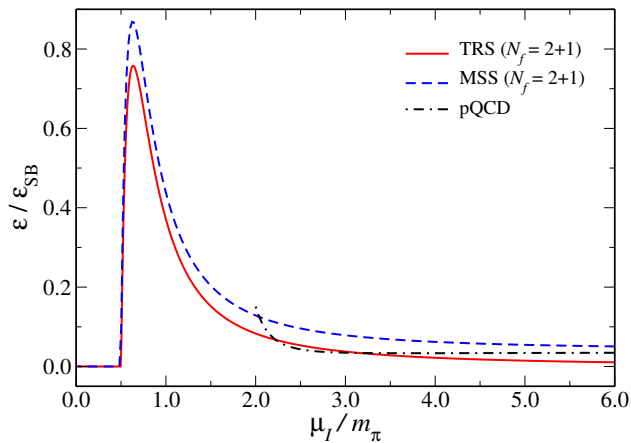


FIG. 4: (Color online) Comparison of the energy density scaled by the Stefan-Boltzmann limit for zero temperature and finite isospin chemical potential. The pQCD results for higher values of μ_I/m_π are obtained using the expressions from Ref [72].

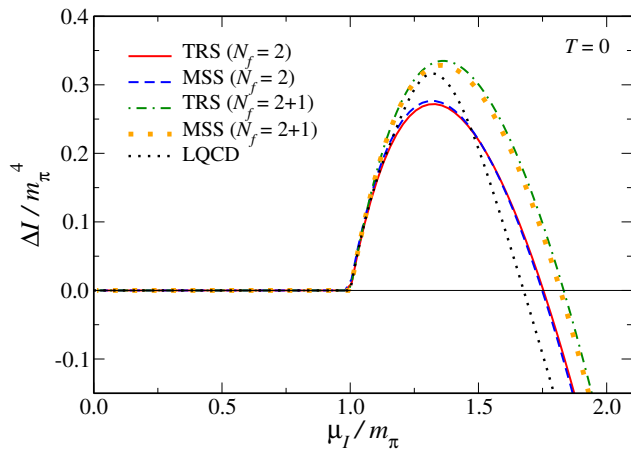


FIG. 5: (Color online) Normalized interaction measure (ΔI) as a function of μ_I for SU(2) (solid and dot-dashed lines) and SU(3) (dashed and dotted lines) comparing TRS, MSS and lattice results from Ref. [54, 66] (small dots).

Λ -cutoff as a natural momentum scale which makes the model quantitatively trustworthy for $\mu_I m_\pi \leq 3 \sim 4$, nevertheless, only qualitative conclusions can be done extrapolating such limit. However, it is clear from the latter figure that the MSS scheme follows the trend of pQCD for higher values of μ_I . Moreover, one clearly sees in Figure 4 that the Stefan-Boltzmann limit is expected to be achieved only in the MSS scheme.

We finish our discussions on the zero temperature results showing in Figure 5 the normalized interaction measure ΔI as a function of the scaled isospin chemical potential. The normalized interaction measure ΔI is defined as:

$$\Delta I = I_{\text{NJL}}(T, \mu_I) - I_{\text{NJL}}(T, \mu_I = 0), \quad (3.5)$$

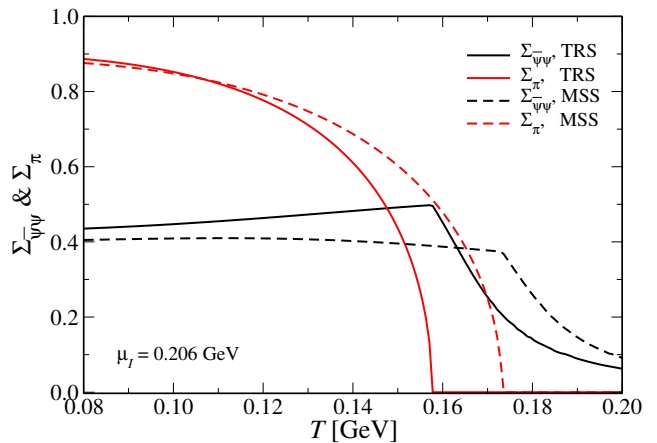


FIG. 6: (Color online) SU(3) Chiral and pion condensates as functions of the temperature T with $\mu_I = 0.206$ GeV for TRS and MSS.

where I_{NJL} is defined in Eq. (2.9). As can be seen from Figure 5, the difference between the TRS (solid and dashed lines) and MSS (dot-dashed and dotted lines) results for both SU(2) and SU(3) are small, but the MSS results appear closer to the LQCD results [54, 66].

At zero temperature, we observe the general trend that the agreement between lattice and NJL results is better for two-flavor at larger values of μ_I and for three-flavor at lower values of μ_I . Similar observations can also be found in recent χ PT studies [19, 20]. In the next subsection we discuss the results at finite temperature and isospin chemical potential.

B. Finite temperature results

At finite temperature we begin with Figure 6, where the chiral and pion condensates as a function of the temperature calculated at fixed isospin chemical potential ($\mu_I = 0.206$ GeV) are shown. In the latter figure results for the SU(3)-NJL model using both the MSS and TRS schemes are compared. One clearly sees that the melting temperature is larger in the MSS scheme compared to the TRS one for both condensates. However, the pion condensate melting is a second order phase transition with the critical temperature ~ 158 MeV for TRS and ~ 173 MeV for MSS. On the other hand, the corresponding chiral condensate behavior signals a crossover. Below a certain temperature (around ~ 165 MeV for $\mu_I = 206$ MeV) the TRS result for the chiral condensate supersedes the MSS result, whereas after that temperature the TRS result decreases more rapidly than the MSS result.

Next we discuss about our findings for the thermodynamic quantities. In figure 7 the results are shown for the normalized pressure, Eq.(3.3), as a function of the isospin chemical potential for three different temperatures, which have been chosen because they are available in LQCD

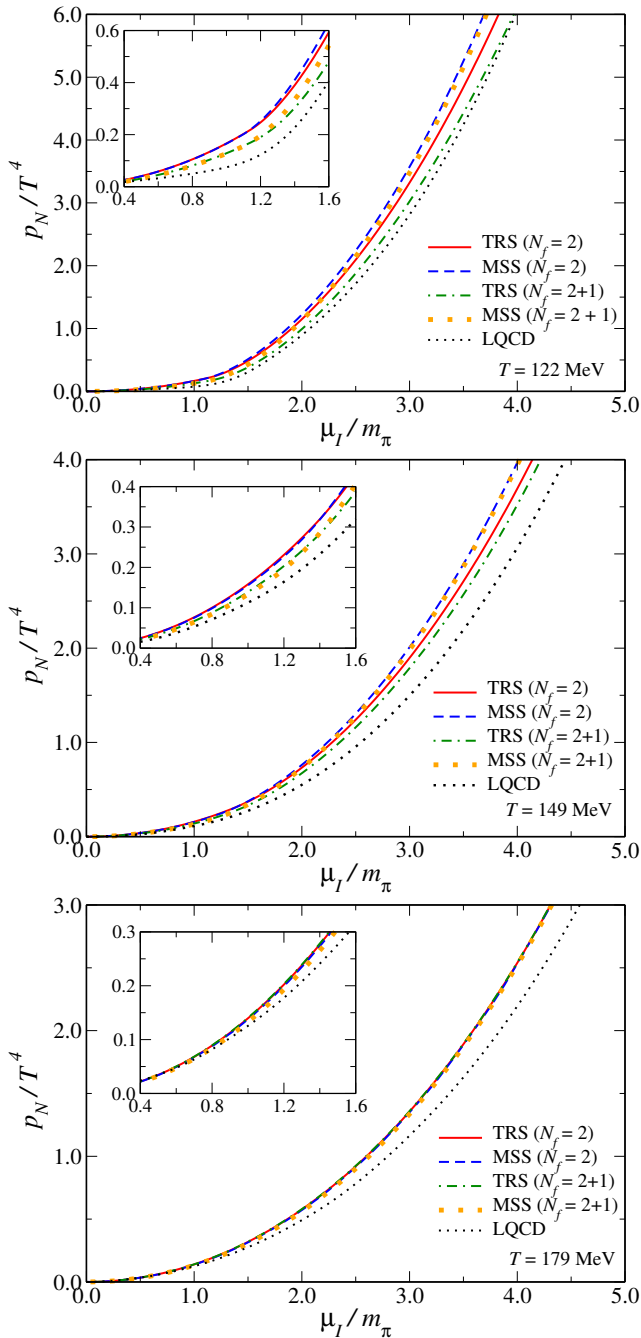


FIG. 7: (Color online) Normalized pressure p_N as a function of μ_I for different temperatures T , for TRS and MSS, comparing SU(2) and SU(3) to lattice results from Refs. [49, 52, 64, 65].

simulations [49, 52, 64, 65]. The results have been shown for both SU(2) and SU(3)-NJL model within the TRS and MSS schemes. For larger values of μ_I , the SU(3)-NJL model within the TRS scheme is closer to the LQCD results, although the agreement is better for lower temperatures. For each of the plots we have also displayed an inset, where we show the results for smaller values of

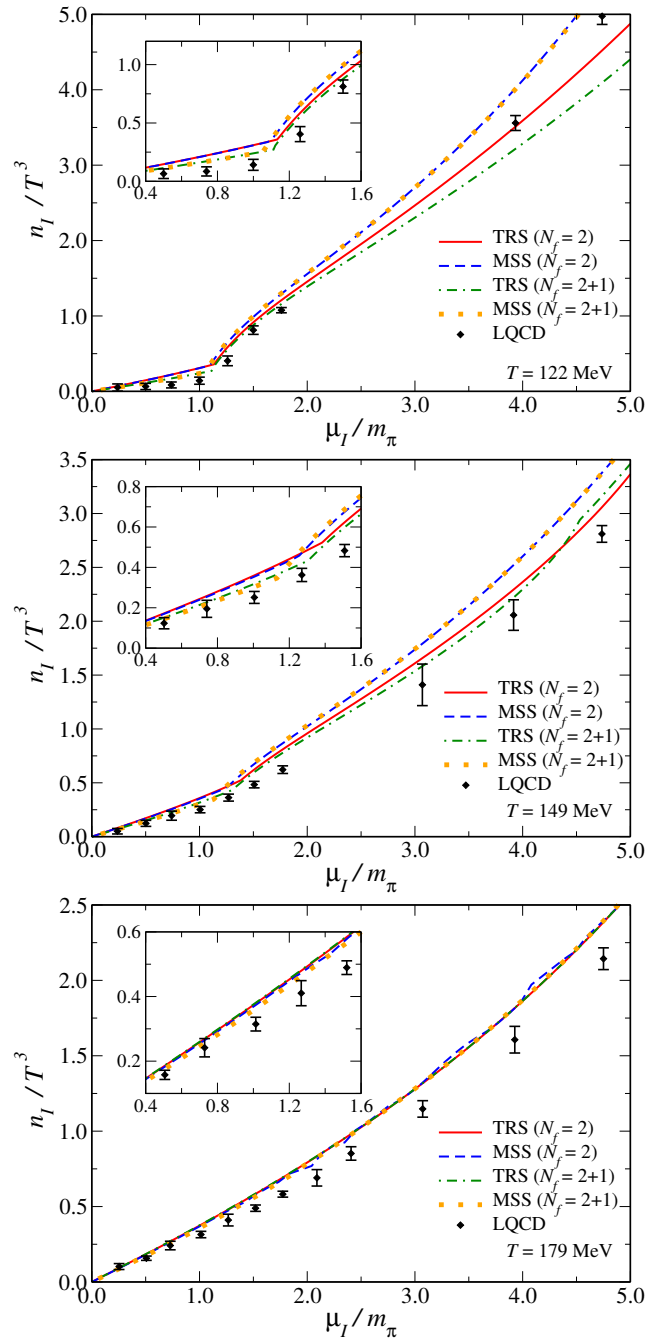


FIG. 8: (Color online) Isospin density n_I as a function of μ_I for different temperatures T , for TRS and MSS, comparing SU(2) and SU(3) to lattice results from Refs. [49, 52, 64, 65].

μ_I ($0.4m_\pi < \mu_I < 1.6m_\pi$) and in this case we observe that the MSS and TRS schemes are closer to each other, and for the largest temperature considered in this work the SU(3)-NJL using the MSS scheme is slightly better. Here, we notice a different behavior for finite temperature when compared to the zero temperature case. For $T = 0$ the SU(2)-NJL results for the p_N are in general in better agreement with LQCD results (for TRS and MSS)

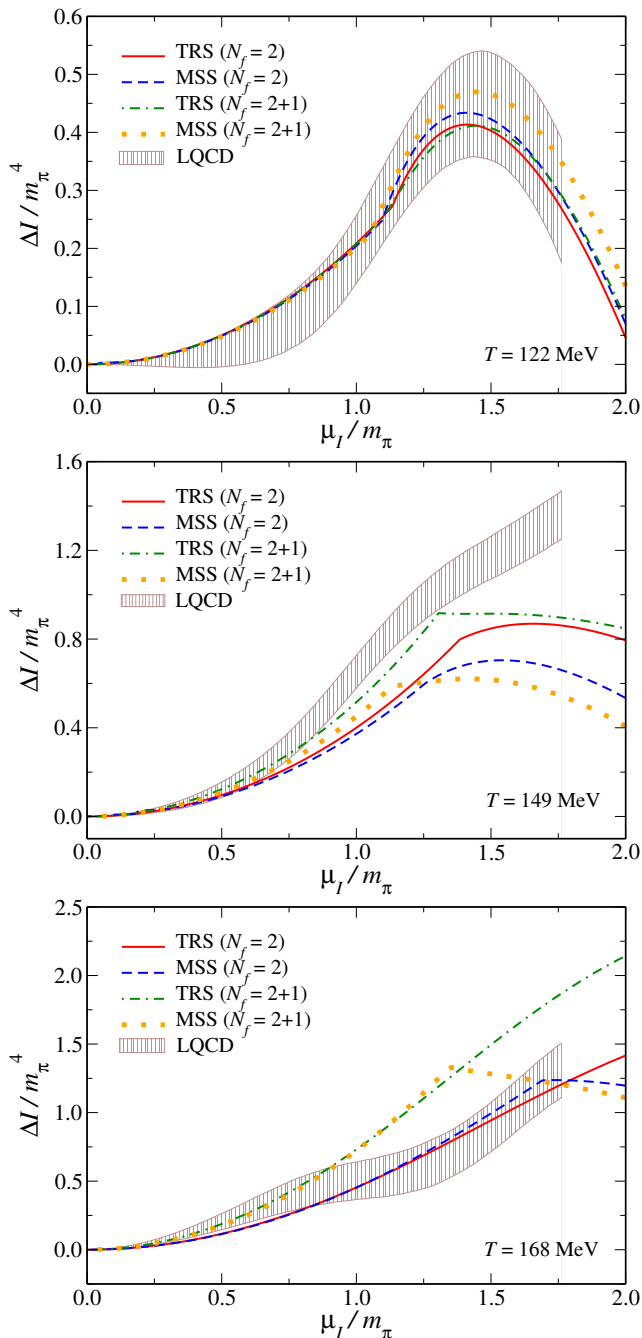


FIG. 9: (Color online) Normalized trace anomaly or interaction measure (ΔI) as a function of μ_I for different temperatures T , for TRS and MSS, comparing SU(2) and SU(3) to lattice results from Ref. [66].

than the SU(3) NJL model.

In Figure 8, the isospin density as a function of isospin chemical potential is plotted for the same three temperatures as discussed above. We can observe a change of slope in the isospin density for $T = 122$ MeV and $T = 149$ MeV which is related to the formation of pion condensate, when Δ become nonzero. This change is not present

in the curves correspondent to $T = 179$ MeV because this temperature is high enough to prevent the pion condensate to be formed. In this case we have a similar behavior as obtained for the normalized pressure, i. e., the SU(3)-NJL with the TRS scheme gives a better overall agreement with the LQCD results [49, 52, 64, 65]. For the lower temperature ($T = 122$ MeV) considered here, the SU(2)-NJL in TRS scheme gives good results. As before, the inset plots show that the MSS and TRS are very similar for low isospin chemical potential and the SU(3)-NJL is the better model. At this point we once again stress the fact that the LQCD data for the isospin density is not conclusive enough because of its scarcity and oscillating nature.

Within the thermodynamic quantities we have also shown the variation of the normalized interaction measure ΔI (see Eq. (3.5)) as a function of isospin chemical potential for three different temperatures in Figure 9. In this case though, instead of $T = 179$ MeV, the highest temperature we choose is $T = 168$ MeV, based on the availability of LQCD results [66]. For lower temperature ($T = 122$ MeV) it is apparent from Figure 9 that both TRS and MSS results for SU(2) and SU(3) fall within the domain prescribed by LQCD. At $T = 149$ MeV, for very low μ_I , all the NJL results fall within the LQCD domain, however with increasing μ_I , only SU(3) TRS result appears closer to LQCD result. For the higher temperature considered in Figure 9 ($T = 168$ MeV), we can see that the SU(2)-NJL results for TRS and MSS are more in agreement with the LQCD results. It is worth to mention here that for $T = 168$ MeV at higher values of μ_I the pion condensate is zero in TRS, which is not the case of MSS. The presence of a nonzero Δ makes both pressure and energy density smaller, and the change of slope is related to the isospin density, as we discussed before (see Figure 8).

We conclude our discussion for finite temperature with the $T - \mu_I$ phase diagrams shown in Figure 10 for both SU(2) and SU(3). In each of the phase diagrams we have considered TRS and MSS results within NJL and compared them with the available LQCD results [49, 52, 64, 65]. We notice that for both SU(2) and SU(3), TRS results appear closer to LQCD for pion condensation and chiral crossover, compared to MSS. For $\mu_I = 0$, the critical temperature for the chiral phase transition within NJL is higher than the same within LQCD, with maximum quantitative difference of ~ 16 MeV for SU(2) and ~ 22 MeV for SU(3). On the other hand, investigating the pseudo triple point, beyond which both the phase transitions coincide, we find that the pseudo triple points within MSS are closer to the LQCD results compared to TRS, specially for SU(3)-NJL.

IV. ACKNOWLEDGEMENTS

We thank Gergely Endrodi and Bastian B. Brandt for useful discussions and also for providing the neces-

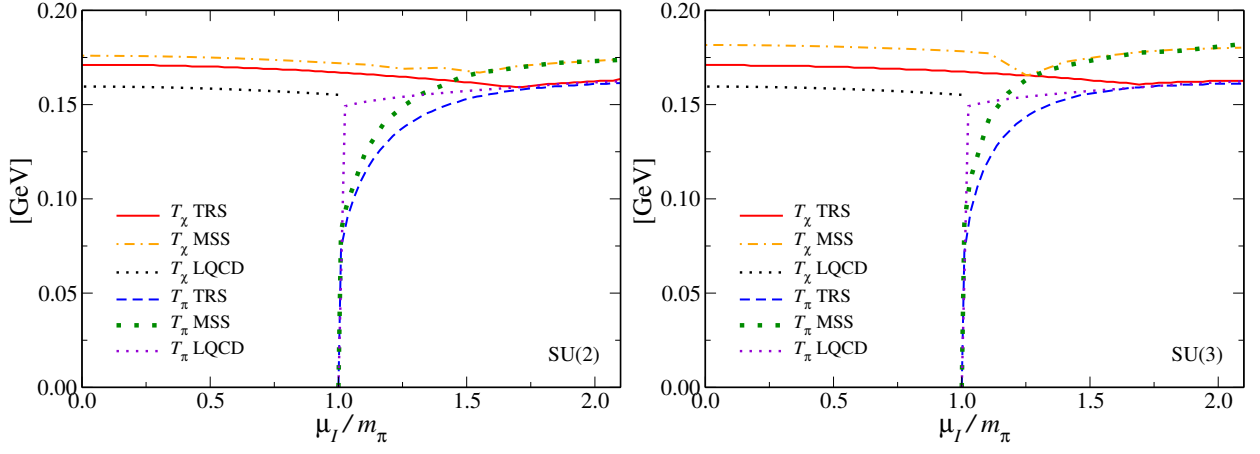


FIG. 10: (Color online) $T - \mu_I$ phase diagram within NJL model, implementing both TRS and MSS and comparing SU(2) and SU(3) to lattice results from Refs. [49, 52, 64, 65].

sary lattice datasets, both at zero and finite temperatures. This work was partially supported by Conselho Nacional de Desenvolvimento Científico e Tecnológico (CNPq) under Grants No. 304758/2017-5 (R.L.S.F), No. 304518/2019-0 (S.S.A) and No. 136071/2018-0 (B. S. L.); as a part of the project INCT-FNA (Instituto Nacional de Ciência e Tecnologia - Física Nuclear e Aplicações) No. 464898/2014-5 (S.S.A); U.S. DOE under Grant No. DE-FG02-00ER41132 and Fundação de Amparo à Pesquisa do Estado de São Paulo (FAPESP) under Grant No. 2017/26111-4 (D.C.D); and Fundação de Amparo à Pesquisa do Estado do Rio Grande do Sul (FAPERGS), Grants No. 19/2551- 0000690-0 and No. 19/2551-0001948-3 (R.L.S.F.). D.C.D. acknowledges the support of the Simons Foundation under the Multifarious Minds Program Grant No. 557037. A.B. acknowledges the support from Guangdong Major Project of Basic and Applied Basic Research No. 2020B0301030008 and Science and Technology Program of Guangzhou Project No. 2019050001.

Appendix A: NJL SU(3) Parameterization

In this appendix the procedure used for the parametrization of the NJL SU(3) model is discussed. Although we use standard techniques the complete expressions are not usually given in a complete and friendly way in the literature[73]. Moreover, having in mind to allow the reader to reproduce our calculations, the essential expressions are given here. In order to restrict the number of free parameters, we set the u and d current quark masses equal, i.e., $m_u = m_d$. Therefore, we obtain by solving the self-consistent gap equations that the corresponding constituent u and d quark masses are also equal to each other: $M_u = M_d$. The free model parameters are the coupling constants G and K , the current s quark mass m_s and the cutoff parameter Λ . The value of

the $m_u=m_d$ current quark mass is arbitrarily fixed. The observables that are used in the fitting procedure are the pion mass, the pion decay constant, the kaon mass and the η' meson mass.

1. Gap equations

The gap equations for the NJL SU(3) model are given by

$$M_i = m_i - 4G\sigma_i + 2K\sigma_j\sigma_k, \quad (\text{A1})$$

with (ijk) being any cyclic permutation of (u,d,s), and the condensate is defined as

$$\sigma_i = \langle \bar{q}_i q_i \rangle = -i\text{Tr}[S_i(p)] = -i\text{Tr} \frac{1}{\not{p} - M_i}.$$

After the explicit calculation of the trace in Dirac and color spaces one obtains:

$$\sigma_i = \langle \bar{q}_i q_i \rangle = -4M_i I_1^i, \quad (\text{A2})$$

with

$$I_1^i = \frac{N_c}{4\pi^2} \int_0^\Lambda \frac{p^2 dp}{E_i} = \frac{N_c}{8\pi^2} \left[\Lambda \epsilon_i^\Lambda - M_i^2 \ln \left(\frac{\Lambda + \epsilon_i^\Lambda}{M_i} \right) \right], \quad (\text{A3})$$

where $E_i = \sqrt{p^2 + M_i^2}$ and $\epsilon_i^\Lambda = \sqrt{\Lambda^2 + M_i^2}$, $i=(u,d,s)$.

2. Pion and Kaon masses and decay constants

The dispersion relations for the pion and kaon masses are given by

$$1 - 2G_\pi \Pi_\pi^p(Q^2) \Big|_{Q^2=m_\pi^2} = 0, \quad (\text{A4})$$

$$1 - 2G_K \Pi_K^p(Q^2) \Big|_{Q^2=m_K^2} = 0, \quad (\text{A5})$$

where $\Pi_\pi^p = \Pi_{uu}^p + \Pi_{dd}^p = 2\Pi_{uu}^p$ and $\Pi_K^p = 2\Pi_{us}^p$ are the pseudo-scalar polarization loops for the pion and kaon mesons respectively, which can be evaluated from the general expressions

$$\Pi_{ij}^p(Q^2) = 2\left((I_1^i + I_1^j) - [Q^2 - (M_i - M_j)^2] I_2^{ij}\right), \quad (\text{A6})$$

with I_1^i already given in Eq. (A3) and I_2^{ij} is given by

$$I_2^{ij}(Q^2) = \frac{N_c}{4\pi^2} \int_0^\Lambda \frac{p^2 dp}{E_i E_j} \frac{E_i + E_j}{Q^2 - (E_i + E_j)^2}, \quad (\text{A7})$$

whereas the modified couplings G_π and G_K for pions and kaons respectively are given by,

$$G_\pi = G - \frac{1}{2}K\sigma_s, \quad (\text{A8})$$

$$G_K = G - \frac{1}{2}K\sigma_u. \quad (\text{A9})$$

For the pion decay constant we have

$$f_\pi = g_{\pi\bar{q}q} \frac{Q_\mu}{Q^2} iN_c \int d^4p \text{Tr} \left[\gamma^\mu \gamma^5 S_u(p + \frac{Q}{2}) \gamma^5 S_u(p + \frac{Q}{2}) \right], \quad \text{with}$$

after the explicit calculation of the trace in the last equation, one obtains

$$f_\pi = -4M_u g_{\pi\bar{q}q} (m_\pi^2) I_2^{uu} (m_\pi^2) \quad (\text{A10})$$

where the coupling strength for the meson-quark-quark interaction is given by

$$g_{\pi\bar{q}q}^2(m_\pi^2) = \frac{\partial \Pi_\pi^p}{\partial Q^2} \Big|_{Q^2=m_\pi^2} = 2 \frac{\partial \Pi_{uu}^p}{\partial Q^2} \Big|_{Q^2=m_\pi^2}. \quad (\text{A11})$$

The last expression follows from the derivative of Eq. (A6):

$$\frac{\partial \Pi_{uu}^p}{\partial Q^2} = -2I_2^{uu} - 2Q^2 \frac{\partial}{\partial Q^2} I_2^{uu}.$$

3. η and η' mesons

For the case of η and η' meson, the inverse mesonic propagator assumes a matrix form[73]

$$D^{-1} = \frac{1}{2}K^{-1} - \Pi, \quad (\text{A12})$$

where the effective coupling matrix K and the mesonic self energy Π for the $\eta - \eta'$ system are given by the matrices:

$$\Pi = \begin{pmatrix} \Pi_{00} & \Pi_{08} \\ \Pi_{08} & \Pi_{88} \end{pmatrix}, \quad K = \begin{pmatrix} K_{00} & K_{08} \\ K_{08} & K_{88} \end{pmatrix},$$

$$K^{-1} = \frac{1}{\det K} \begin{pmatrix} K_{88} & -K_{08} \\ -K_{08} & K_{00} \end{pmatrix} \quad (\text{A13})$$

where the determinant of K is given by $\det K = K_{00}K_{88} - K_{08}^2$ and the specific components are given by

$$K_{00} = G + \frac{1}{3}K(2\sigma_u + \sigma_s), \quad (\text{A14})$$

$$K_{88} = G - \frac{1}{6}K(4\sigma_u - \sigma_s), \quad (\text{A15})$$

$$K_{08} = K_{80} = -\frac{\sqrt{2}}{6}K(\sigma_u - \sigma_s), \quad (\text{A16})$$

and

$$\Pi_{00} = \frac{2}{3}[2\Pi_{uu}^p(Q) + \Pi_{ss}^p(Q)], \quad (\text{A17})$$

$$\Pi_{88} = \frac{2}{3}[\Pi_{uu}^p(Q) + 2\Pi_{ss}^p(Q)], \quad (\text{A18})$$

$$\Pi_{08} = \Pi_{80} = \frac{2\sqrt{2}}{3}[\Pi_{uu}^p(Q) - \Pi_{ss}^p(Q)]. \quad (\text{A19})$$

So, finally the inverse propagator is given by

$$D^{-1} = \frac{1}{2 \det K} \begin{pmatrix} A & B \\ B & C \end{pmatrix}, \quad (\text{A20})$$

$$A = K_{88} - 2 \det K \Pi_{00}, \quad (\text{A21})$$

$$B = -(K_{08} + 2 \det K \Pi_{08}), \quad (\text{A22})$$

$$C = K_{00} - 2 \det K \Pi_{88}, \quad (\text{A23})$$

Diagonalizing D^{-1} we get

$$D^{-1} = \frac{1}{2 \det K} \mathcal{O}^{-1} \begin{pmatrix} D_\eta^{-1} & 0 \\ 0 & D_{\eta'}^{-1} \end{pmatrix} \mathcal{O} \quad (\text{A24})$$

where the diagonalizing orthogonal matrix \mathcal{O} is given by

$$\mathcal{O} = \begin{pmatrix} \cos \theta_p & \sin \theta_p \\ -\sin \theta_p & \cos \theta_p \end{pmatrix}, \quad \tan(2\theta_p) = \frac{2B}{A-C}$$

and the diagonal elements now represent the dispersion relations for η and η' mesons, i.e.

$$D_\eta^{-1} = (A + C) - \sqrt{(C - A)^2 + 4B^2}, \quad (\text{A25})$$

$$D_{\eta'}^{-1} = (A + C) + \sqrt{(C - A)^2 + 4B^2}. \quad (\text{A26})$$

The masses of the η and η' meson can now be determined from the equations

$$D_\eta^{-1}(Q = m_\eta) = 0, \quad (\text{A27})$$

$$D_{\eta'}^{-1}(Q = m_{\eta'}) = 0. \quad (\text{A28})$$

At this point we want to note that m_η can be evaluated from Eq. (A27) by using the integrals from Eqs. (A3) and (A7). But as η' , in general, exists above the $\bar{q}q$ continuum, Eq. (A28) has complex poles, which we can assume to be of the form, $Q = Q_0 = m_{\eta'} - \frac{1}{2}i\Gamma$, with Γ being the width of the η' -resonance. In the latter case

the calculation of A, B and C in Eq. (A26) can be readily done making in Eq. (A6) the replacement:

$$Q^2 I_2^{ii} \rightarrow [m_{\eta'}^2 \text{Re} I_2^{ii} + m_{\eta'} \Gamma \text{Im} I_2^{ii}] + i [m_{\eta'}^2 \text{Im} I_2^{ii} - m_{\eta'} \Gamma \text{Re} I_2^{ii}], \quad (\text{A29})$$

where terms of order Γ^2 have been neglected. Then, after substituting the latter expression in Eq. (A6) one obtains

$$\Pi_{ii}^p(Q^2) = \text{Re} \Pi_{ii}^p(Q^2) + i \text{Im} \Pi_{ii}^p(Q^2),$$

where

$$\begin{aligned} \text{Re} \Pi_{ii}^p(Q^2) &= 4I_1^i - 2(m_{\eta'}^2 \text{Re} I_2^{ii} + m_{\eta'} \Gamma \text{Im} I_2^{ii}), \\ \text{Im} \Pi_{ii}^p(Q^2) &= 2(m_{\eta'} \Gamma \text{Re} I_2^{ii} - m_{\eta'}^2 \text{Im} I_2^{ii}). \end{aligned} \quad (\text{A30})$$

The real and imaginary part of the integral I_2^{ii} can be obtained from Eq. (A7) by using the Sokhotski-Plemelj

formula

$$\lim_{\epsilon \rightarrow 0} \frac{1}{x - i\epsilon} = \mathcal{P} \frac{1}{x} + i\pi \delta(x), \quad (\text{A31})$$

where \mathcal{P} stands for the Cauchy principal value and this formula makes sense only when integrated in x . Then, one obtains:

$$\begin{aligned} \text{Re} I_2^{ii}(Q) &= \frac{N_c}{2\pi^2} \mathcal{P} \int_0^\Lambda \frac{p^2 dp}{E_i} \frac{1}{Q^2 - 4E_i^2} \\ \text{Im} I_2^{ii}(Q) &= \frac{N_c}{16\pi} \sqrt{1 - \frac{4M_i^2}{Q^2}}, \end{aligned}$$

where in these expressions we assume that $Q = m_{\eta'}$ and $m_{\eta'} > 2M_i$.

-
- [1] K. Fukushima and T. Hatsuda, Rept. Prog. Phys. **74**, 014001 (2011) doi:10.1088/0034-4885/74/1/014001
- [2] M. G. Alford, A. Schmitt, K. Rajagopal and T. Schäfer, Rev. Mod. Phys. **80**, 1455 (2008) doi:10.1103/RevModPhys.80.1455
- [3] F. Karsch, Lect. Notes Phys. **583**, 209 (2002) doi:10.1007/3-540-45792-56
- [4] S. Muroya, A. Nakamura, C. Nonaka and T. Takaishi, Prog. Theor. Phys. **110**, 615 (2003) doi:10.1143/PTP.110.615
- [5] P. F. Bedaque, EPJ Web Conf. **175**, 01020 (2018) doi:10.1051/epjconf/201817501020
- [6] J. B. Kogut and D. K. Sinclair, Phys. Rev. D **66**, 034505 (2002) doi:10.1103/PhysRevD.66.034505
- [7] J. B. Kogut and D. K. Sinclair, Phys. Rev. D **66**, 014508 (2002) doi:10.1103/PhysRevD.66.014508
- [8] D. T. Son and M. A. Stephanov, Phys. Rev. Lett. **86**, 592 (2001) doi:10.1103/PhysRevLett.86.592 [hep-ph/0005225].
- [9] D. T. Son and M. A. Stephanov, Phys. Atom. Nucl. **64**, 834 (2001) [Yad. Fiz. **64**, 899 (2001)] doi:10.1134/1.1378872
- [10] L. Lepori and M. Mannarelli, Phys. Rev. D **99**, no. 9, 096011 (2019) doi:10.1103/PhysRevD.99.096011
- [11] S. Carignano, L. Lepori, A. Mammarella, M. Mannarelli and G. Pagliaroli, Eur. Phys. J. A **53**, no. 2, 35 (2017) doi:10.1140/epja/i2017-12221-x
- [12] O. Janssen, M. Kieburg, K. Splittorff, J. J. M. Verbaarschot and S. Zafeiropoulos, Phys. Rev. D **93**, no. 9, 094502 (2016) doi:10.1103/PhysRevD.93.094502
- [13] T. D. Cohen and S. Sen, Nucl. Phys. A **942**, 39 (2015) doi:10.1016/j.nuclphysa.2015.07.018
- [14] E. S. Fraga, L. F. Palhares and C. Villavicencio, Phys. Rev. D **79**, 014021 (2009) doi:10.1103/PhysRevD.79.014021
- [15] M. Loewe and C. Villavicencio, Phys. Rev. D **67**, 074034 (2003) doi:10.1103/PhysRevD.67.074034
- [16] M. Loewe and C. Villavicencio, Phys. Rev. D **71**, 094001 (2005) doi:10.1103/PhysRevD.71.094001 [hep-ph/0501261].
- [17] K. Splittorff, D. T. Son and M. A. Stephanov, Phys. Rev. D **64**, 016003 (2001) doi:10.1103/PhysRevD.64.016003
- [18] P. Adhikari, J. O. Andersen and P. Kneschke, Eur. Phys. J. C **79**, 874 (2019).
- [19] P. Adhikari and J. O. Andersen, JHEP **06**, 170 (2020) doi:10.1007/JHEP06(2020)170
- [20] P. Adhikari and J. O. Andersen, Eur. Phys. J. C **80**, no.11, 1028 (2020) doi:10.1140/epjc/s10052-020-08574-8
- [21] J. O. Andersen, N. Haque, M. G. Mustafa and M. Strickland, Phys. Rev. D **93**, no. 5, 054045 (2016) doi:10.1103/PhysRevD.93.054045
- [22] D. Ebert, T. G. Khunjua and K. G. Klimenko, Phys. Rev. D **94**, no. 11, 116016 (2016) doi:10.1103/PhysRevD.94.116016
- [23] T. G. Khunjua, K. G. Klimenko, R. N. Zhokhov and V. C. Zhukovsky, Phys. Rev. D **95**, no. 10, 105010 (2017) doi:10.1103/PhysRevD.95.105010
- [24] T. G. Khunjua, K. G. Klimenko and R. N. Zhokhov, Phys. Rev. D **98**, no. 5, 054030 (2018) doi:10.1103/PhysRevD.98.054030
- [25] T. G. Khunjua, K. G. Klimenko and R. N. Zhokhov, Eur. Phys. J. C **79**, no. 2, 151 (2019) doi:10.1140/epjc/s10052-019-6654-2
- [26] T. G. Khunjua, K. G. Klimenko and R. N. Zhokhov, JHEP **1906**, 006 (2019) doi:10.1007/JHEP06(2019)006.
- [27] T. G. Khunjua, K. G. Klimenko and R. N. Zhokhov, Phys. Rev. D **100**, no. 3, 034009 (2019) doi:10.1103/PhysRevD.100.034009.
- [28] T. G. Khunjua, K. G. Klimenko and R. N. Zhokhov, JHEP **2006**, 148 (2020) doi:10.1007/JHEP06(2020)148.
- [29] T. Xia, L. He and P. Zhuang, Phys. Rev. D **88**, no. 5, 056013 (2013) doi:10.1103/PhysRevD.88.056013
- [30] C. F. Mu, L. He and Y. X. Liu, Phys. Rev. D **82**, 056006 (2010). doi:10.1103/PhysRevD.82.056006
- [31] H. Abuki, R. Anglani, R. Gatto, M. Pellicoro and M. Ruggieri, Phys. Rev. D **79**, 034032 (2009) doi:10.1103/PhysRevD.79.034032
- [32] J. O. Andersen and L. Kyllingstad, J. Phys. G **37**, 015003

- (2009) doi:10.1088/0954-3899/37/1/015003
- [33] G. f. Sun, L. He and P. Zhuang, Phys. Rev. D **75**, 096004 (2007) doi:10.1103/PhysRevD.75.096004
- [34] D. Ebert and K. G. Klimenko, Eur. Phys. J. C **46**, 771 (2006) doi:10.1140/epjc/s2006-02527-5
- [35] D. Ebert and K. G. Klimenko, J. Phys. G **32**, 599 (2006) doi:10.1088/0954-3899/32/5/001
- [36] L. He, M. Jin and P. Zhuang, Phys. Rev. D **74**, 036005 (2006) doi:10.1103/PhysRevD.74.036005
- [37] L. He, M. Jin and P. f. Zhuang, Phys. Rev. D **71**, 116001 (2005) doi:10.1103/PhysRevD.71.116001
- [38] L. He and P. Zhuang, Phys. Lett. B **615**, 93 (2005) doi:10.1016/j.physletb.2005.03.066
- [39] A. Barducci, R. Casalbuoni, G. Pettini and L. Ravagli, Phys. Rev. D **69**, 096004 (2004) doi:10.1103/PhysRevD.69.096004
- [40] D. Toublan and J. B. Kogut, Phys. Lett. B **564**, 212 (2003) doi:10.1016/S0370-2693(03)00701-9
- [41] M. Frank, M. Buballa and M. Oertel, Phys. Lett. B **562**, 221 (2003) doi:10.1016/S0370-2693(03)00607-5
- [42] Z. Y. Lu, C. J. Xia and M. Ruggieri, arXiv:1907.11497 [hep-ph].
- [43] S. Mukherjee, M. G. Mustafa and R. Ray, Phys. Rev. D **75**, 094015 (2007) doi:10.1103/PhysRevD.75.094015 [hep-ph/0609249].
- [44] A. Bhattacharyya, S. K. Ghosh, A. Lahiri, S. Majumder, S. Raha and R. Ray, Phys. Rev. C **89**, no. 6, 064905 (2014) doi:10.1103/PhysRevC.89.064905 [arXiv:1212.6134 [hep-ph]].
- [45] P. Adhikari, J. O. Andersen and P. Kneschke, Phys. Rev. D **98**, no. 7, 074016 (2018) doi:10.1103/PhysRevD.98.074016
- [46] R. Stiele, E. S. Fraga and J. Schaffner-Bielich, Phys. Lett. B **729**, 72 (2014) doi:10.1016/j.physletb.2013.12.053
- [47] H. Ueda, T. Z. Nakano, A. Ohnishi, M. Ruggieri and K. Sumiyoshi, Phys. Rev. D **88**, no. 7, 074006 (2013) doi:10.1103/PhysRevD.88.074006
- [48] K. Kamikado, N. Strodthoff, L. von Smekal and J. Wambach, Phys. Lett. B **718**, 1044 (2013) doi:10.1016/j.physletb.2012.11.055
- [49] B. B. Brandt, G. Endrödi and S. Schmalzbauer, Phys. Rev. D **97**, no. 5, 054514 (2018) doi:10.1103/PhysRevD.97.054514
- [50] B. B. Brandt, G. Endrödi and S. Schmalzbauer, EPJ Web Conf. **175**, 07020 (2018) doi:10.1051/epjconf/201817507020
- [51] B. B. Brandt and G. Endrödi, PoS LATTICE **2016**, 039 (2016) doi:10.22323/1.256.0039
- [52] B. B. Brandt, G. Endrodi and S. Schmalzbauer, PoS **Confinement2018**, 260 (2018) doi:10.22323/1.336.0260.
- [53] S. S. Avancini, A. Bandyopadhyay, D. C. Duarte and R. L. Farias, Phys. Rev. D **100**, no.11, 116002 (2019) doi:10.1103/PhysRevD.100.116002
- [54] B. B. Brandt, G. Endrödi, E. S. Fraga, M. Hippert, J. Schaffner-Bielich and S. Schmalzbauer, Phys. Rev. D **98**, no. 9, 094510 (2018) doi:10.1103/PhysRevD.98.094510
- [55] J. A. Wheeler, Phys. Rev. **97**, 511 (1955). doi:10.1103/PhysRev.97.511
- [56] D. J. Kaup, Phys. Rev. **172**, 1331 (1968). doi:10.1103/PhysRev.172.1331
- [57] P. Jetzer, Phys. Rept. **220**, 163 (1992). doi:10.1016/0370-1573(92)90123-H
- [58] M. Colpi, S. L. Shapiro and I. Wasserman, Phys. Rev. Lett. **57**, 2485 (1986). doi:10.1103/PhysRevLett.57.2485
- [59] S. L. Liebling and C. Palenzuela, Living Rev. Rel. **15**, 6 (2012) [Living Rev. Rel. **20**, no. 1, 5 (2017)] doi:10.12942/lrr-2012-6, 10.1007/s41114-017-0007-y
- [60] J. O. Andersen and P. Kneschke, arXiv:1807.08951 [hep-ph].
- [61] H. Abuki, T. Brauner and H. J. Warringa, Eur. Phys. J. C **64**, 123 (2009) doi:10.1140/epjc/s10052-009-1121-0
- [62] D. J. Schwarz and M. Stuke, JCAP **0911**, 025 (2009) Erratum: [JCAP **1010**, E01 (2010)] doi:10.1088/1475-7516/2009/11/025, 10.1088/1475-7516/2010/10/E01
- [63] M. M. Wygas, I. M. Oldengott, D. Bödeker and D. J. Schwarz, Phys. Rev. Lett. **121**, no. 20, 201302 (2018) doi:10.1103/PhysRevLett.121.201302
- [64] B. B. Brandt and G. Endrödi, Phys. Rev. D **99**, no.1, 014518 (2019) doi:10.1103/PhysRevD.99.014518
- [65] B. B. Brandt, G. Endrödi, Private communications.
- [66] V. Vovchenko, B. B. Brandt, F. Cuteri, G. Endrödi, F. Hajkarim and J. Schaffner-Bielich, Phys. Rev. Lett. **126**, no.1, 012701 (2021) doi:10.1103/PhysRevLett.126.012701
- [67] R. L. S. Farias, G. Dallabona, G. Krein and O. A. Battistel, Phys. Rev. C **73**, 018201 (2006) doi:10.1103/PhysRevC.73.018201
- [68] R. L. S. Farias, G. Dallabona, G. Krein and O. A. Battistel, Phys. Rev. C **77**, 065201 (2008) doi:10.1103/PhysRevC.77.065201
- [69] V. V. Braguta and A. Y. Kotov, Phys. Rev. D **93**, no. 10, 105025 (2016) doi:10.1103/PhysRevD.93.105025
- [70] R. L. S. Farias, D. C. Duarte, G. Krein and R. O. Ramos, Phys. Rev. D **94**, no. 7, 074011 (2016) doi:10.1103/PhysRevD.94.074011
- [71] D. C. Duarte, R. L. S. Farias and R. O. Ramos, Phys. Rev. D **99**, no. 1, 016005 (2019) doi:10.1103/PhysRevD.99.016005
- [72] T. Graf, J. Schaffner-Bielich and E. S. Fraga, Phys. Rev. D **93**, no.8, 085030 (2016) doi:10.1103/PhysRevD.93.085030
- [73] S. P. Klevansky, Rev. Mod. Phys. **64**, 649 (1992). doi:10.1103/RevModPhys.64.649, T. Hatsuda and T. Kunihiro, Phys. Rept. **247**, 221 (1994) doi:10.1016/0370-1573(94)90022-1, M. Buballa, Phys. Rept. **407**, 205 (2005). doi:10.1016/j.physrep.2004.11.004, H. Kohyama, D. Kimura and T. Inagaki, Nucl. Phys. B **906**, 524-548 (2016) doi:10.1016/j.nuclphysb.2016.03.015