

Algebraic branch points at all loop orders from positive kinematics and wall crossing

Aidan Herderschee

*Leinweber Center for Theoretical Physics,
Randall Laboratory of Physics, Department of Physics,
University of Michigan, Ann Arbor, MI 48109, USA*

E-mail: aidanh@umich.edu

ABSTRACT: There is a remarkable connection between the boundary structure of the positive kinematic region and branch points of integrated amplitudes in planar $\mathcal{N} = 4$ SYM. A long-standing question has been precisely how algebraic branch points emerge from this picture. We use wall crossing and scattering diagrams to systematically study the boundary structure of the positive kinematic regions associated with MHV amplitudes. The notion of asymptotic chambers in the scattering diagram naturally explains the appearance of algebraic branch points. Furthermore, the scattering diagram construction also motivates a new coordinate system for kinematic space that rationalizes the relations between algebraic letters in the symbol alphabet. As a direct application, we conjecture a complete list of all algebraic letters that could appear in the symbol alphabet of the 8-point MHV amplitude.

Contents

1	Introduction	2
1.1	$\mathcal{N} = 4$ super Yang-Mills	3
1.2	The positive kinematic region	4
1.3	Critically positive coordinates and cluster algebras	6
1.4	Scattering diagrams and asymptotic chambers	7
1.5	Outline of this paper	9
2	Wall crossing, cluster algebras, and asymptotic chambers	10
2.1	Principal quivers and the g -vector fan	10
2.2	Scattering diagrams and wall crossing	12
2.3	Asymptotic chambers and limiting walls	16
3	Explicit calculations of asymptotic chambers	20
3.1	Lower rank cluster algebras	21
3.1.1	Example: $A_{2,1}$	21
3.1.2	Example: $A_{2,2}$	24
3.1.3	Example: $A_{1,1,1}$	25
3.2	$\overline{Gr(4,8)/T}$ and algebraic letters	27
3.3	Beyond $A_{1,1}$ subalgebras	32
4	Degenerate scattering diagrams and tropicalization	33
4.1	Scattering diagrams from tropicalization of the dual cluster algebra	33
4.2	Degenerate scattering diagrams	35
4.3	Asymptotic chambers from degenerate scattering diagrams	36
5	Conclusion	38
5.1	Future Directions	41
A	Introduction to cluster algebras	43
B	Differentiating x-variables with frozen nodes	46
C	Review: $A_{1,1}$ cluster algebra	49
D	Algorithm for finding asymptotic chambers from $A_{1,1}$ subalgebra	50
E	Comparison to the origin clusters of ref. [1]	53
F	Review: cluster polytopes	54

1 Introduction

Scattering amplitudes are one of the most fundamental observables in modern high-energy physics. Significant strides have been made in both understanding the underlying structure of amplitudes and developing new computation methods. Many techniques for computing amplitudes are under active research, such as the double copy [2–4], positive geometry [5–7], intersection theory [8–10] and much more [11–18]. In particular, a number of techniques have emerged that leverage non-perturbative properties of the S-matrix, such as unitarity and cluster decomposition. For example, cutting rules for integrands that hold at all orders can be derived from unitarity [19–21], and bounds on couplings can be derived by testing whether the theory allows for macroscopic superluminal signal transmission [22]. Recently, significant focus in this program has been placed on studying the analytic structure of amplitudes, which encode the causal dynamics of the underlying theory. Imposing that the amplitude has the correct analytic structure imposes many nontrivial properties, such as bounds on higher dimension operators [23–26] and Steinmann relations [27–29].

In this paper, we study what singularities and branch cuts can appear in integrated Maximal Helicity Violating (MHV) amplitudes at all loop orders in $\mathcal{N} = 4$ planar super Yang-Mills (pSYM).¹ We restrict ourselves to MHV amplitudes due to their simplicity and plethora of computational data. Remarkably, all evidence to date suggests that integrated MHV amplitudes do not have any singularities or branch cuts inside the positive kinematic region [32]. Furthermore, by studying the boundary structure of the positive kinematic region, one can make predictions for what branch points can appear at any loop order [33]. However, the boundary structure of the positive kinematic region is very difficult to study due to the subtleties involved in choosing particular compactifications of the positive kinematic region. Cluster algebras provide a precise understanding of the boundary structure of the positive kinematic region at 6-point and 7-point [33–35]. At 8-point and beyond though, many new features appear that are still under active investigation and not well understood from the cluster algebra perspective. Foremost among these features is the appearance of algebraic letters in the symbol alphabet [36–38].

To approach these questions, we use scattering diagrams² [39–44], a natural generalization of the cluster algebra framework, to study different compactifications of the positive kinematic region of the 8-point MHV amplitude. We show how the boundary structure of the positive kinematic region can be systematically studied using scattering diagrams and find that algebraic letters naturally emerge from the notion of asymptotic chambers in the scattering diagram. We ultimately found a list of 72 multiplicatively independent letters, of which at most 52 are algebraic, associated with the asymptotic chambers apparently relevant for the 8-point MHV amplitude. We argue this alphabet includes all algebraic letters that could appear in the 8-point MHV symbol alphabet. Furthermore, we also discuss how scattering diagrams provide a new approach to studying rational letters in the symbol alphabet.

¹“Integrated amplitude” refers to the BDS-like normalized amplitude [30, 31].

²The term “scattering diagrams” in this context has nothing to do with Feynman diagrams.

1.1 $\mathcal{N} = 4$ super Yang-Mills

Amplitudes in $\mathcal{N} = 4$ pSYM are an ideal testing ground for exploring the analytic structure of planar scattering amplitudes. For instance, amplitudes in $\mathcal{N} = 4$ pSYM have a finite number of branch points associated with solutions to the Landau equations and are expected to have a finite radius of convergence in perturbation theory [45]. Significant progress has been made in understanding the structure of $\mathcal{N} = 4$ pSYM amplitudes beyond Feynman diagrams. At weak coupling, deep geometric structures, such as the amplituhedron, have emerged that provide both powerful computational techniques for computing integrands at any loop order and a radically different perspective on the nature of locality and unitarity [46–50]. At strong coupling, holographic calculations provide non-trivial predictions for the behavior of $\mathcal{N} = 4$ pSYM amplitudes in the form of the BDS-ansatz [51–53] and its generalizations [30, 54]. Other formalisms motivated by the duality between Wilson loops and scattering amplitudes have also emerged [55–62].

MHV amplitudes in $\mathcal{N} = 4$ pSYM are particularly simple and have been useful litmus tests for conjectures. MHV n -point amplitudes are transcendental functions of fixed weight at each loop order that can be expressed in terms of multi-polylogarithms (MPLs) at all orders calculated to date [33, 49, 63–67].³ These transcendental functions of weight W , F_W , are the generalizations of logarithms that obey extremely nice properties. Primarily, the *symbol* provides a map from the amplitude to a sum of W -fold tensor products:

$$F \rightarrow \sum F_0^{\phi_{\alpha_1}, \phi_{\alpha_2}, \dots, \phi_{\alpha_W}} [\log(\phi_{\alpha_1}) \otimes \log(\phi_{\alpha_2}) \otimes \dots \otimes \log(\phi_{\alpha_W})] , \quad (1.1)$$

where F_0 are rational numbers. Each factor in the tensor product behaves similarly to a logarithm, leading to properties like

$$[\dots \otimes \log(\phi_1 \phi_2) \otimes \dots] = [\dots \otimes \log(\phi_2) \otimes \dots] + [\dots \otimes \log(\phi_1) \otimes \dots] . \quad (1.2)$$

The ϕ_i in eq. (1.1) are functions of external kinematic data and correspond to branch points of F_W . The set of all ϕ that can appear in eq. (1.1) is called the symbol alphabet of F_W .

The symbol provides a very transparent understanding of the analytic structure of F_W . We will focus on finding a minimal symbol alphabet, a set of multiplicatively independent letters that all letters in the original symbol alphabet can be written as monomials of. For example, consider the initial symbol alphabet $\{\phi_1, \phi_2, \phi_1\phi_2\}$. One minimal symbol alphabet is $\{\phi_1, \phi_2\}$ as $\phi_1\phi_2$ factors into ϕ_1 and ϕ_2 . An alternative minimal symbol alphabet is $\{\phi_2, \phi_1\phi_2\}$, as $\phi_1 = (\phi_1\phi_2)/\phi_2$. Given a minimal symbol alphabet, one can use eq. (1.2) to construct a complete basis of possible tensors. Finding a minimal symbol alphabet of the 8-point MHV amplitude would be a major achievement and open up the possibility of bootstrapping 8-point MHV higher loop amplitudes. We take an important step towards this goal by proposing a minimal symbol alphabet for algebraic letters.

³Using the Grassmannian form of $\mathcal{N} = 4$ pSYM loop integrands, one can directly show all integrals in the MHV (and NMHV) sector can be written as iterated integrals of $d\log$ -forms [49]. Unfortunately, this does not necessarily mean they integrate to a function that can be written in terms of MPLs [68].

1.2 The positive kinematic region

Scattering amplitudes are functions on kinematic space. The positive kinematic region is a region of kinematic space where planar gauge theory amplitudes are conjectured to have no poles or branch cuts. More precisely, in all examples studied to date, the Landau equations admit no solutions when the external data is taken to be in the positive kinematic region. The positive kinematic region for a given ordering of externals, $\alpha \in \text{Perm}[1, 2, \dots, n]$, is associated with the region where all planar variables are positive definite,

$$X_{i,j} = \left(\sum_{a=i}^{j-1} p_{\alpha(a)} \right)^2 > 0, \quad (1.3)$$

along with additional constraints [32, 33, 47]. Although not well understood, the positive kinematic region implicitly appears in many computations. For example, the integrands that appear in open superstring scattering amplitudes are generically divergent unless evaluated in the positive kinematic region [7, 69]. Therefore, when evaluating superstring integrands without using string field theory techniques or taking sophisticated Pochhammer contours in the string moduli space [70], one must implicitly work in the positive kinematic region, only taking an analytic continuation to generic momentum configurations at the end of the calculation. Again, we emphasize that the physical significance of the positive kinematic region remains mysterious and its importance has been found through direct computation.

Since we are studying the positive kinematic region of massless planar gauge theory amplitudes in 4 dimensions, we parameterize our external kinematic data using momentum twistors [33]; Z_i^A is the momentum twistor of state i and the A index transforms in the fundamental representation of the dual conformal algebra, $SU(2, 2)$. Individual momentum twistors are projective:

$$Z_i^A \sim t_i Z_i^A. \quad (1.4)$$

Therefore, the kinematic space of the n -point amplitude can be interpreted as a quotient of the Grassmannian, $Gr(4, n)/T$, where T acts on columns by a re-scaling. The positive kinematic region is then a quotient of the positive Grassmannian, $Gr_+(4, n)/T$, cut out by the inequalities

$$0 < \langle i, j, k, l \rangle \text{ when } i < j < k < l, \quad (1.5)$$

where $\langle \dots \rangle$ corresponds to a minor of columns “...”.⁴

We are particularly interested in the boundary structure of the positive kinematic region since the boundary is where planar gauge theory amplitudes can have singularities [32, 45]. This is most easily seen at tree level, where poles of the form $X_{i,j} \rightarrow 0$ manifestly correspond to boundaries of the region defined by eq. (1.3). Remarkably, not only singularities, but also possible branch cuts are encoded in the boundary structure of the

⁴This is only true in the MHV sector. Beyond MHV, the kinematic region is most naturally interpreted as bundles over $Gr(4, n)/T$ [32, 47].

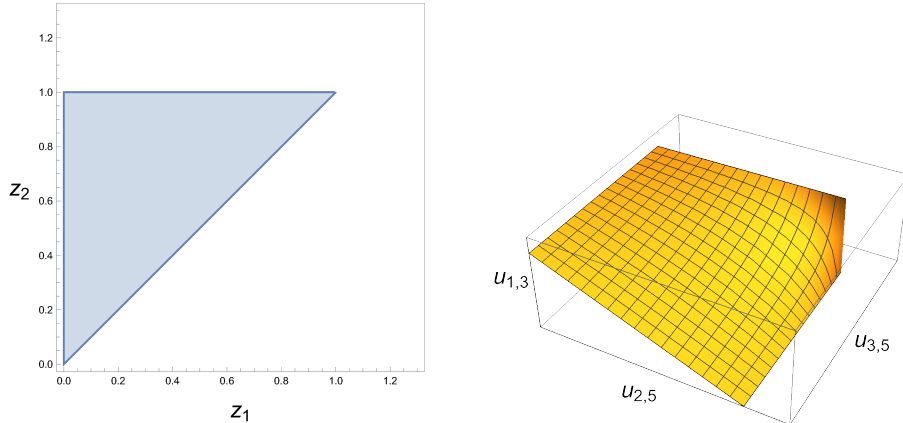


Figure 1. Different parameterizations of $Gr_+(2,5)/T$. In the z -variable parameterization, only three boundaries are manifest. However, the u -variable parameterization makes all five boundaries manifest.

positive kinematic region. However, the problem of finding distinct boundaries is more subtle than one might naively expect. Instead of investigating $Gr_+(4,n)/T$, let us consider a simpler version of the problem by studying the boundaries of $Gr_+(2,5)/T$. A naive parameterization of this space is

$$C_i^\alpha \sim \begin{pmatrix} 1 & 1 & 1 & 1 & 0 \\ 0 & z_1 & z_2 & 1 & 1 \end{pmatrix}, \quad (1.6)$$

where $0 < z_1 < z_2 < 1$ defines the positive region. We graph the positive region explicitly in fig. 1, where 3 boundaries are clearly manifest. However, let us now consider an alternative parameterization of the space with u -variables [5, 71, 72]

$$u_{i,j} = \frac{\langle i, j-1 \rangle \langle i-1, j \rangle}{\langle i, j \rangle \langle i-1, j-1 \rangle}, \quad (1.7)$$

where $\langle a, b \rangle$ denotes a minor of C_i^α . These $u_{i,j}$ variables obey the non-linear relations:

$$u_{1,3} = 1 - u_{2,4}u_{2,5}, \quad (\text{Cyclic permutations}), \quad (1.8)$$

and the bounds, $0 < u_{i,j} < 1$, in the positive region. The second plot of the positive region in fig. 1 using u -variables shows that there are 5 boundaries, not 3. The underlying problem with eq. (1.6) is that a single set of coordinates, unless chosen very carefully, will not manifest all possible boundaries of the positive region. In other words, to study the boundary structure of the positive kinematic region, we need to study the compactified positive kinematic region, $\overline{Gr(4,n)}/T$.

1.3 Critically positive coordinates and cluster algebras

Previous research into the connection between the positive kinematic region and $\mathcal{N} = 4$ pSYM amplitudes has generally focused on the cluster algebra structure of the positive kinematic region [33–35, 73–83].⁵ More concretely, the positive kinematic region of MHV $\mathcal{N} = 4$ pSYM amplitudes corresponds to a \mathcal{X} -type cluster algebra⁶ which associates to the positive kinematic region a set of *critically positive* coordinates called \hat{y} -variables. A coordinate that is critically positive vanishes on at least one boundary of the positive region. Although each cluster parameterization makes only a sub-set of boundaries manifest, considering all cluster parameterizations together allows one to study all the possible boundaries. At 6-point and 7-point, the symbol alphabet, the ϕ_i in eq. (1.1), consists solely of the \hat{y} -variables, implying that \hat{y} -variables correspond to logarithmic branch cuts! Calculations are further simplified by considering a minimal multiplicative basis of \hat{y} -variables instead of the set of \hat{y} -variables themselves. Given an initial cluster, one minimal multiplicative basis consists of the \hat{y} -variables of an initial cluster, \hat{y}_i , along with some non-factorable Laurent polynomials of \hat{y}_i . We denote this set of non-factorable Laurent polynomials as $\mathcal{O}(\mathcal{X})$.

Starting at 8-point, two problematic features appear in the cluster algebra approach:

- There are an infinite number of \hat{y} -variables in the cluster algebra.
- Algebraic letters start to appear in the symbol alphabet.

Several approaches to tackling these problems have appeared in the literature and significant progress has been made.

The first problem is troublesome because a key restriction for calculations at 6-point and 7-point is that the symbol alphabet is finite. Upon finding that the cluster algebra is infinite at 8-point, one might be tempted to assume that the symbol alphabet at 8-point is also infinite. However, it has been proven that the n -point amplitude in $\mathcal{N} = 4$ pSYM has a finite number of branch points associated with solutions to the Landau equations [45], implying that the symbol alphabet could also be finite. Following this train of thought, several truncation procedures have been proposed, motivated by connections between stringy canonical forms and compactifications of configuration spaces [32, 72, 90, 91].

The second problem has proven a major obstacle for interpreting letters as cluster variables because cluster variables are rational by construction. Multiple methods have been developed to extract algebraic functions from cluster algebras and then match these functions with algebraic letters that appear in direct calculations [1, 32, 86, 87, 92]. We use the term cluster algebraic letters as an umbrella term for all such cluster-like variables

⁵Note that alternate approaches have also been very successful without directly referencing the cluster algebra structure of the positive kinematic region. The $\bar{\mathcal{Q}}$ approach in particular has been extremely useful in probing $n \geq 8$ higher loop amplitudes [38, 84, 85]. Computations with irrational Yangian invariants provide a very clever probe of the algebraic letters [86–88]. Finally, studying branch points using Landau-equations and the amplituhedron have allowed direct computations of the singularity structure at high loop order [36, 37, 89].

⁶A quick introduction to cluster algebras is provided in appendix A.

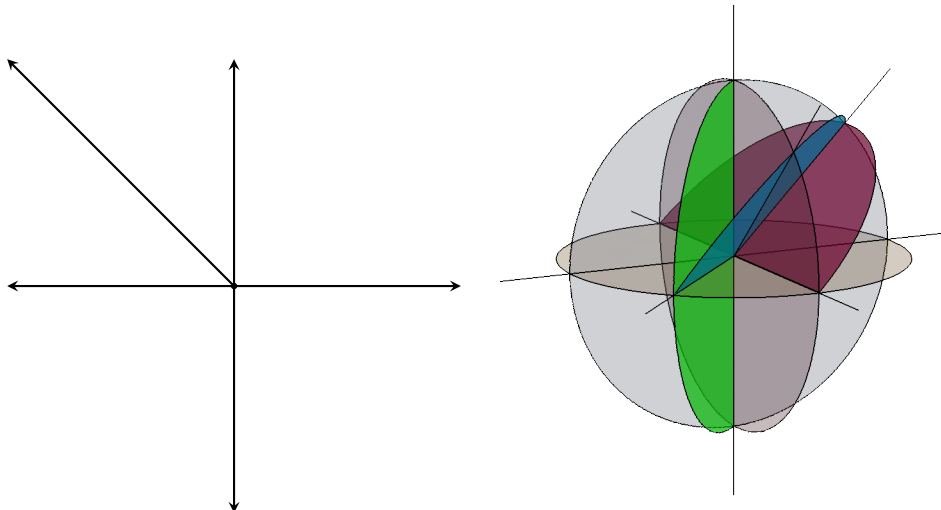


Figure 2. Pictures of the scattering diagrams corresponding to $\overline{Gr(2,5)/T}$ (left) and $\overline{Gr(2,6)/T}$ (right).

that are algebraic.⁷ However, no unified picture has emerged that provides a systematic understanding of these cluster algebraic functions.

1.4 Scattering diagrams and asymptotic chambers

In this paper, we propose wall crossing, and scattering diagrams more specifically, as a useful framework to address these issues [39–44]. Wall crossing has found applications in a number of research areas, such as the moduli spaces of $\mathcal{N} = 2$ gauge theories and black hole entropy formulas [93–98]. However, we are not studying any kind of entropy formula or moduli space, but instead compactifications of the positive kinematic region, $\overline{Gr(4,n)/T}$. The application of wall crossing and scattering diagrams to partial compactifications is best understood in the context of mirror symmetry [39, 44, 99], but such a discussion is unfortunately beyond the scope of this paper.⁸ Instead, we take a more practical approach, giving a computational definition of a scattering diagram with examples and then making the connection to cluster algebras. We argue that scattering diagrams, which represent a more general mathematical framework than cluster algebras, are useful for studying cluster algebraic functions that appear in the symbol alphabet of $\mathcal{N} = 4$ pSYM.

The scattering diagram of a rank N cluster algebra corresponds to a fan in \mathbb{Z}^N , where each cone in the fan corresponds to a different coordinate system for \mathcal{X} . Cones of the

⁷Notably, the initial definition of cluster algebraic functions in ref. [32] only included 2 algebraic letters for each limiting ray in the $\overline{Gr(4,8)/T}$ g -vector fan. However, at least 18 algebraic letters seem to appear in the NMHV 2-loop amplitude at 8-point [38].

⁸The schematic connection between mirror symmetry and cluster algebras is as follows. We can interpret \mathcal{X} as the blow-up of an associated toric geometry. Cluster transformations correspond to changing the blow up description by an elementary transformation. Scattering diagrams provide a framework to systematically “sew” these different parameterizations together using a fan defined by tropical points of the dual mirror manifold, \mathcal{A}^\vee . This framework is famous for giving a geometric interpretation of the connection between tropical points of \mathcal{A}^\vee and regular functions on \mathcal{X} using mirror symmetry.

scattering diagram correspond to clusters of the cluster algebra. In the case of finite cluster algebras, crossing between adjacent cones in the scattering diagram always corresponds to a cluster mutation. For example, the scattering diagrams of $\overline{Gr(2,5)/T}$ and $\overline{Gr(2,6)/T}$ are provided in fig. 2. Crucially, the scattering diagram perspective motivates an alternate set of coordinates for \mathcal{X} , denoted as \hat{y}_γ -variables. For a given cone/cluster, the \hat{y}_γ -variables can be written as monomials of the \hat{y} -variables and vice-versa. Therefore, the \hat{y}_γ -variables and \hat{y} -variables have the same multiplicative basis.

In the finite case, the walls corresponding to cluster mutations define a complete scattering diagram. In some sense, the finite scattering diagram is simply a rewriting of the cluster algebra and contains no new information. In the infinite case, where there are an infinite number of cones, scattering diagrams are a genuine generalization of the cluster algebra framework. In particular, infinite sequences of cones appear in the scattering diagrams that asymptotically approach limiting rays, as schematically drawn in fig. 3. We use these infinite sequences of cones to define the notion of asymptotic chambers: cones that are asymptotically close to the limiting ray. Although there are always an *infinite* number of walls as you approach the limiting ray, we argue that walls not intersecting the limiting ray can be ignored when calculating relations between the \hat{y}_γ -variables in this asymptotic limit. For example, there are 6 asymptotic chambers in fig. 3 as only three walls intersect the limiting ray. We can calculate relations between the \hat{y}_γ -variables of distinct asymptotic chambers using the wall crossing framework.

The initial motivation for asymptotic chambers actually came from $\mathcal{N} = 2$ supersymmetric gauge theories. For specific $\mathcal{N} = 2$ gauge theories on $\mathbb{R}^3 \times S^1$, the moduli space corresponds to a \mathcal{X} -type cluster algebra [94]. This connection between cluster algebras and $\mathcal{N} = 2$ gauge theories led to a number of interesting results, such as a connection between canonical bases of the cluster algebra and the set of simple line defects in the theory [97]. The concept of an asymptotic chamber was proposed in ref. [94], although initial calculations were first performed in Section 5.9 of ref. [93] using different terminology. Later generalizations made connections between asymptotic chambers and Fenchel-Nielsen coordinates of (higher) Teichmüller spaces [100–102]. However, to our knowledge, the notion of asymptotic chambers in the context of higher dimension scattering diagrams has been largely unstudied for general \mathcal{X} spaces.

Crucially, although the \hat{y} -variables often diverge in the asymptotic limit, the \hat{y}_γ -variables themselves remain finite. These “asymptotic” \hat{y}_γ -variables correspond to the algebraic letters that appear in the 8-point symbol alphabet! Using scattering diagrams and the notion of asymptotic chambers, we conjecture a complete multiplicative basis for all algebraic letters that could appear in the $\mathcal{N} = 4$ pSYM symbol alphabet at 8-point. Remarkably, we found at most 52 multiplicatively independent algebraic letters associated with the asymptotic chambers. This result systematizes the techniques in refs. [1, 92], which effectively analyzed a particular subset of asymptotic chambers and did not study the relations between the algebraic letters of different asymptotic chambers.

The scattering diagram approach also offers a new perspective on proposed truncation procedures for \hat{y} -variables. We take a similar philosophy to refs. [1, 32, 92], arguing that the positive kinematic region is not maximally compactified, so not all boundaries appear.

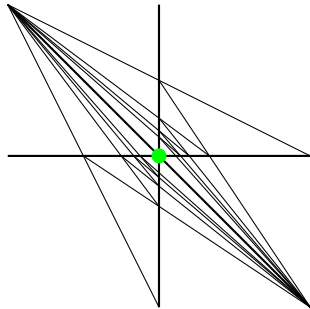


Figure 3. A schematic representation of the cone structure near the limiting ray in some 3-dimensional scattering diagram. We are looking down on the limiting ray, which corresponds to the green dot.

However, in contrast to refs. [1, 32, 92], which argue for a truncation of the x -variables, we instead argue for a truncation of clusters in the cluster algebra, or equivalently cones in the scattering diagram. We further argue that such a truncation naturally leads to the notion of asymptotic chambers and algebraic critical coordinates.

1.5 Outline of this paper

The paper is structured as follows:

- Section 2: We first introduce the notion of scattering diagrams and wall crossing for finite cluster algebras before defining the notion of an asymptotic chamber. We show that the cluster algebraic functions follow naturally from the notion of asymptotic chambers. The core result of this section is the conjectured bound in eq. (2.35), which is a necessary condition for asymptotic chambers to be well defined.
- Section 3: We study asymptotic chambers in several examples, eventually studying the asymptotic chambers associated with $\overline{Gr(4, 8)/T}$. The core results of this section are eqs. (3.17), (3.19), (3.21) and (3.25), which together give an explicit alphabet for the algebraic letters at 8-point in terms of momentum twistors. We conclude with some comments about possible obstructions to applying the same techniques beyond 8-point.
- Section 4: We introduce the notion of degenerate scattering diagrams, motivating their construction using tropicalization and the dual cluster algebra. We then motivate asymptotic chambers using degenerate scattering diagrams.
- Section 5: We conclude the paper with a summary and a list of future directions.

A short introduction to cluster algebras is provided in appendix A. We restrict ourselves to cluster algebras whose exchange matrices are skew-symmetric, not just skew-symmetrizable. The techniques in this paper can be generalized to cluster algebras with non-skew-symmetric exchange matrices, but the formulas in this paper would require additional tweaking.

Notation: We denote the cluster variables associated with \mathcal{A} and \mathcal{X} as x and \hat{y} respectively. This notation differs from refs. [32, 92], which denote cluster variables associated with \mathcal{A} and \mathcal{X} as a and x respectively. Furthermore, we denote mutations of the k th node as μ_k . For example, $x_i = \mu_k x_i$ if $i \neq k$. Finally, we often denote cluster algebras using the notation A_{p_1, p_2, \dots, p_n} , because these cluster algebras correspond to the Teichmüller space of bordered Riemann surfaces. The cluster algebra A_{p_1, p_2, \dots, p_n} corresponds to the Teichmüller space of a Riemann surface with n borders and p_i punctures on border i . For those unfamiliar with the connection between cluster algebra and surfaces, this notation is unimportant for our applications to $\mathcal{N} = 4$ pSYM but is nice for organizational purposes.

2 Wall crossing, cluster algebras, and asymptotic chambers

In this section, we develop the notion of scattering diagrams and asymptotic chambers. We begin with a short introduction to g -vectors before giving a relation between the scattering diagram and the g -vector fan of the cluster algebra. We then develop the notion of asymptotic chambers, using the $A_{1,1}$ cluster algebra as our guide.

2.1 Principal quivers and the g -vector fan

Our goal is to find a minimal multiplicative basis of the \hat{y} -variables that parameterize the positive region of \mathcal{X} . Unfortunately, the set of \hat{y} -variables is very difficult to study for a cluster algebra with generic frozen variables. For example, \hat{y} -variables will not always be independent. To see the problem, consider the initial quiver,

$$x_1 \longrightarrow x_2 \longleftarrow x_3$$

so

$$\hat{y}_1 = \frac{1}{x_2}, \quad \hat{y}_2 = x_1 x_3, \quad \hat{y}_3 = \frac{1}{x_2}. \quad (2.1)$$

Without any frozen nodes, we trivially see that $\hat{y}_1 = \hat{y}_3$. However, suppose we include the frozen node

$$\begin{array}{c} y_1 \\ \downarrow \\ x_1 \longrightarrow x_2 \longleftarrow x_3, \end{array}$$

so $\hat{y}_1 = y_1/x_2$ and $\hat{y}_1 \neq \hat{y}_3$. From this example, it is clear that the frozen nodes play a crucial role in distinguishing \hat{y} -variables. One approach to this problem is to simply add frozen nodes until the \hat{y} -variables are maximally disambiguated [103, 104]. Only a finite, albeit large, number of frozen nodes are necessary to maximally disambiguate the \hat{y} -variables.

However, we are not interested in the set of all \hat{y} -variables but instead finding a multiplicatively independent basis. Given that any \hat{y} -variable can be written as a monomial of x -variables, we only need to maximally disambiguate x -variables of the cluster algebra, not

the \hat{y} -variables. We are therefore motivated to consider a cluster algebra with a principal quiver [103]. To construct a principal quiver, consider an initial quiver without any frozen nodes. Then add a frozen node, y_i , to each non-frozen node, x_i , with an edge pointing from the frozen node to the mutable node. For example, the quiver

$$\begin{array}{ccc} y_1 & & y_2 \\ \downarrow & & \downarrow \\ x_1 & \longrightarrow & x_2 \end{array} \quad (2.2)$$

is a principle quiver of the A_2 cluster algebra. Remarkably, the frozen nodes of a principal quiver are enough to maximally disambiguate all x -variables! Details of this statement are provided in appendix B. We subsequently study cluster algebras with principle quivers to study the multiplicative basis of \hat{y} -variables of cluster algebras with arbitrary frozen nodes. Furthermore, we can choose any quiver of our cluster algebra to be the principal quiver.

We now turn to the problem of understanding the relation between \hat{y} -variables and x -variables for a cluster algebra with a principal quiver. Although we cannot write a direct map from \hat{y} to x , attempting to do so allows us to associate a canonical vector to each x -variable. Suppose we start with the principal quiver. Any x -variable in the cluster algebra can be written as a Laurent polynomial of the x -variables and y -variables of the principle quiver. It is not generally possible to re-write this Laurent polynomial entirely in terms of \hat{y} -variables. However, it can be written as a polynomial of \hat{y} -variables of the principle quiver up to a monomial of x -variables of the principle quiver:

$$x = x^{\vec{g}} F(\hat{y}_i), \quad x^{\vec{g}} = \prod_i x_i^{g_i}, \quad (2.3)$$

where $F(\hat{y}_i)$ is a Laurent polynomial in \hat{y} -variables of the principal quiver, which we denote as \hat{y}_i . No two x -variables share the same g -vector, allowing us to associate a canonical g -vector to each element of the cluster algebra. As an illustrative example, again consider the A_2 cluster algebra. The \hat{y} -variables of (2.2) are

$$\hat{y}_1 = y_1 x_2^{-1}, \quad \hat{y}_2 = y_2 x_1. \quad (2.4)$$

Upon mutating x_1 , we find

$$\begin{aligned} x_3 &= \frac{y_1 + x_2}{x_1} = \frac{x_2}{x_1} (1 + \hat{y}_1) \\ &\rightarrow \vec{g} = (-1, 1), \quad F(\hat{y}_i) = 1 + \hat{y}_1. \end{aligned} \quad (2.5)$$

Mutating through all clusters yields all $F(\hat{y}_i)$ polynomials and g -vectors of the A_2 cluster algebra, which are provided in table 1. Each cluster defines a cone bounded by the g -vectors of the x -variables in the cluster. Remarkably, the cones associated with distinct clusters are nonoverlapping, which is not at all obvious from the above definition. The collection of these cones defines a (sometimes incomplete) fan.

In summary, we reduced the problem of finding a multiplicative basis of the \hat{y} -variables

x_i	F_i	g_i
x_1	1	(1, 0)
x_2	1	(0, 1)
x_3	$1 + \hat{y}_1$	(-1, 1)
x_4	$1 + \hat{y}_1 + \hat{y}_1 \hat{y}_2$	(-1, 0)
x_5	$1 + \hat{y}_2$	(0, -1)

Table 1. The $F(\hat{y}_i)$ polynomials and g -vectors of the A_2 cluster algebra.

of a cluster algebra with generic frozen variables to finding a multiplicative basis of the \hat{y} -variables of a cluster algebra with a principal quiver. We then used the \hat{y} -variables of the principle quiver to find a map from x -variables to g -vectors.

2.2 Scattering diagrams and wall crossing

In this section, we introduce the notion of scattering diagrams and wall crossing, following the review in ref. [105]. We then show how cluster algebras fit into the wall crossing framework, using the A_2 cluster algebra as our primary example.

A scattering diagram is defined on a lattice, \mathbb{Z}^N . We denote vectors as γ and basis vectors as γ_i .⁹ A scattering diagram requires three pieces of input data:

- A collection of cones bounded by co-dimension 1 walls. Each wall in the scattering diagram is associated with a scalar function, $f(y)$.
- N coordinates on \mathcal{X} , denoted as \hat{y}_{γ_i} . Each coordinate corresponds to a basis vector.¹⁰
- A skew-symmetric matrix, $B_{i,j}^0$, that defines a skew-symmetric¹¹ product for the γ ,

$$\langle \gamma_i, \gamma_j \rangle = \gamma_i \cdot B^0 \cdot \gamma_j . \quad (2.6)$$

Each cone in the fan is associated with a particular parameterization of \mathcal{X} similar to how the \hat{y} -variables of a cluster correspond to a particular parameterization of \mathcal{X} . Crossing a wall between two cones corresponds to a coordinate transformation.

We now describe the coordinate transformation. Each co-dimension one wall is associated with a vector, γ^\perp , perpendicular to the wall,

$$\gamma^\perp = a_i \gamma_i . \quad (2.7)$$

The sign of γ^\perp is chosen so γ^\perp points opposite the direction one is mutating across the wall. Furthermore, the magnitude of γ^\perp is chosen so that all of its components, the a_i

⁹For example, if $N = 3$, then $\gamma_1 = (1, 0, 0)$, $\gamma_2 = (0, 1, 0)$ and $\gamma_3 = (0, 0, 1)$.

¹⁰We use the notation \hat{y}_{γ_i} , instead of \hat{y}_i , to distinguish them from \hat{y} -variables.

¹¹The scattering diagram framework can also be applied when the product is skew-symmetrizable instead of just skew-symmetric, but the following formulas requires modifications. See ref. [94].

in eq. (2.7), are integers whose least common denominator is 1. Finally, we associate a unique monomial, \hat{y}_{γ^\perp} , to each γ^\perp :

$$\hat{y}_{\gamma^\perp} = \left(\prod \hat{y}_{\gamma_i}^{a_i} \right)^{\text{Sign}(\gamma^\perp \cdot \vec{N})} , \quad (2.8)$$

$$\vec{N} = (1, 1, \dots, 1) . \quad (2.9)$$

For example, for a wall with the perpendicular vector $\gamma^\perp = (0, 1, 1)$, the associated monomial is

$$\hat{y}_{(0, 1, 1)} = \hat{y}_{\gamma_2} \hat{y}_{\gamma_3} . \quad (2.10)$$

Due to the $\text{Sign}(\gamma^\perp \cdot \vec{N})$ exponent, the perpendicular vector $\gamma^\perp = (0, -1, -1)$ is associated with the same monomial,

$$\hat{y}_{(0, -1, -1)} = \hat{y}_{\gamma_2} \hat{y}_{\gamma_3} . \quad (2.11)$$

This makes sense as $(0, -1, -1)$ and $(0, 1, 1)$ correspond to the same wall and should therefore be associated with the same monomial. Although γ^\perp flips sign depending on the direction you are mutating across the wall, \hat{y}_{γ^\perp} is the same due to the $\text{Sign}(\gamma^\perp \cdot \vec{N})$ exponent. The mutation relation for \hat{y}_{γ_i} across a wall is

$$\hat{y}_{\gamma_i} \rightarrow \hat{y}_{\gamma_i} f(\hat{y}_{\gamma^\perp})^{\langle \gamma_i, \gamma^\perp \rangle} , \quad (2.12)$$

which gives the \hat{y}_{γ_i} of the new cone in terms of \hat{y}_{γ_i} of the initial cone. To see eq. (2.12) in an explicit example, suppose we are crossing from cone C_1 to cone C_2 in fig. 4a, where we fix,

$$B_{i,j}^0 = \begin{bmatrix} 0 & 1 \\ -1 & 0 \end{bmatrix} , \quad (2.13)$$

and $f(y) = 1 + y$ for all walls. The perpendicular vector for the relevant wall is $\gamma^\perp = (0, 1)$, so $\hat{y}_{\gamma^\perp} = \hat{y}_{\gamma_2}$. Applying eq. (2.12), the \hat{y}_{γ_i} of chamber C_2 are then

$$\begin{aligned} \hat{y}_{\gamma_1} &= \hat{y}_{\gamma_1}^I (1 + \hat{y}_{\gamma_2}^I)^{(1,0) \cdot B^0 \cdot (0,1)} = \hat{y}_{\gamma_1}^I (1 + \hat{y}_{\gamma_2}^I) , \\ \hat{y}_{\gamma_2} &= \hat{y}_{\gamma_2}^I (1 + \hat{y}_{\gamma_2}^I)^{(0,1) \cdot B^0 \cdot (0,1)} = \hat{y}_{\gamma_2}^I , \end{aligned} \quad (2.14)$$

where $\hat{y}_{\gamma_i}^I$ corresponds to the \hat{y}_{γ_i} of cone C_1 .

For a scattering diagram to be self-consistent, the relations between the \hat{y}_{γ_i} of any two cones should be path independent. To see why self-consistency is non-trivial, again consider the scattering diagram in fig. 4a with the same $B_{i,j}^0$ and $f(y)$. Applying eq. (2.12) to each path in fig. 4a, we find

$$\begin{pmatrix} \hat{y}_{\gamma_1}^I \\ \hat{y}_{\gamma_2}^I \end{pmatrix} \rightarrow \begin{pmatrix} \hat{y}_{\gamma_1}^I \\ \frac{\hat{y}_{\gamma_2}^I}{\hat{y}_{\gamma_1}^I + 1} \end{pmatrix} \rightarrow \begin{pmatrix} \hat{y}_{\gamma_1}^I \left(\frac{\hat{y}_{\gamma_2}^I}{\hat{y}_{\gamma_1}^I + 1} + 1 \right) \\ \frac{\hat{y}_{\gamma_2}^I}{\hat{y}_{\gamma_1}^I + 1} \end{pmatrix} ,$$

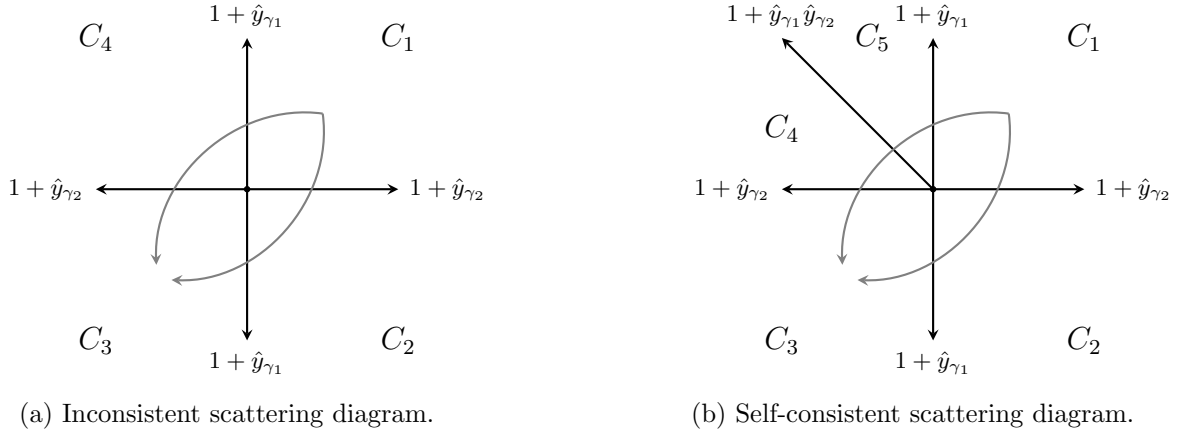


Figure 4. Two examples of scattering diagrams. The scattering diagram on the left is inconsistent if $B_{i,j}^0$ equals eq. (2.13). The relations between \hat{y}_γ is not path independent, as shown in eq. (2.15). The scattering diagram on the right is path-independent and can be identified with the A_2 cluster algebra.

$$\begin{pmatrix} \hat{y}_{\gamma_1}^I \\ \hat{y}_{\gamma_2}^I \end{pmatrix} \rightarrow \begin{pmatrix} \hat{y}_{\gamma_1}^I (\hat{y}_{\gamma_2}^I + 1) \\ \hat{y}_{\gamma_2}^I \end{pmatrix} \rightarrow \begin{pmatrix} \hat{y}_{\gamma_1}^I (\hat{y}_{\gamma_2}^I + 1) \\ \frac{\hat{y}_{\gamma_2}^I}{\hat{y}_{\gamma_1}^I (\hat{y}_{\gamma_2}^I + 1) + 1} \end{pmatrix}, \quad (2.15)$$

where $\hat{y}_{\gamma_i}^I$ again corresponds to the \hat{y}_{γ_i} of the initial cone, C_1 . The scattering diagram in fig. 4a is inconsistent as the \hat{y}_{γ_i} associated with C_3 are not path independent. To make the scattering diagram self-consistent, we must include the additional wall $\gamma^\perp = (1, 1)$, leading to the scattering diagram in fig. 4b. Including this second wall, the first line in eq. (2.15) becomes

$$\begin{pmatrix} \hat{y}_{\gamma_1}^I \\ \hat{y}_{\gamma_2}^I \end{pmatrix} \rightarrow \begin{pmatrix} \hat{y}_{\gamma_1}^I \\ \frac{\hat{y}_{\gamma_2}^I}{\hat{y}_{\gamma_1}^I + 1} \end{pmatrix} \rightarrow \begin{pmatrix} \hat{y}_{\gamma_1}^I \left(\frac{\hat{y}_{\gamma_1}^I \hat{y}_{\gamma_2}^I}{\hat{y}_{\gamma_1}^I + 1} + 1 \right) \\ \frac{\hat{y}_{\gamma_2}^I}{\hat{y}_{\gamma_1}^I (\hat{y}_{\gamma_2}^I + 1) + 1} \end{pmatrix} \rightarrow \begin{pmatrix} \hat{y}_{\gamma_1}^I (\hat{y}_{\gamma_2}^I + 1) \\ \frac{\hat{y}_{\gamma_2}^I}{\hat{y}_{\gamma_1}^I (\hat{y}_{\gamma_2}^I + 1) + 1} \end{pmatrix}, \quad (2.16)$$

which now matches the second line of eq. (2.15).

We now describe the connection between cluster algebras and scattering diagrams. The relation between scattering diagrams and cluster algebras is that the g -vector fan defines a scattering diagram where each cluster is dual to a cone in the scattering diagram. The $B_{i,j}^0$ matrix that defines the skew-symmetric product in eq. (2.6) corresponds to the exchange matrix of the principal quiver. For a cluster algebra with a finite number of cones, each wall corresponds to a cluster mutation and we fix

$$f(y) = 1 + y \quad (2.17)$$

for all walls. We call the walls that correspond to cluster mutations, *cluster walls*. The

\hat{y} -variables of a given cone are the \hat{y}_{γ^\perp} associated with each wall that bounds the cone,

$$\hat{y}_j = \prod \hat{y}_{\gamma_i^{a_i^j}}, \quad \gamma_j^\perp = a_i^j \gamma_i, \quad (2.18)$$

where γ_i^\perp is the γ^\perp associated with \hat{y}_i . Note that γ_j^\perp points inward from the cone in this convention. Furthermore, the exchange matrix of the quiver associated with a cone is

$$B_{i,j} = \langle \gamma_i^\perp, \gamma_j^\perp \rangle. \quad (2.19)$$

For example, for the cone associated with the principle quiver, the principle cone, we have

$$\gamma_i^\perp|_{\text{Principle Cone}} = \gamma_i \quad (2.20)$$

so

$$\hat{y}_{\gamma_i}|_{\text{Principle Cone}} = \hat{y}_i, \quad B_{i,j}|_{\text{Principle Cone}} = \gamma_i \cdot B^0 \cdot \gamma_j = B_{i,j}^0. \quad (2.21)$$

The cluster mutation in eq. (A.11) corresponds to both a wall crossing transform, eq. (2.12), and a mutation in the γ_i^\perp . To see this, again consider the cluster algebra associated with the quiver

$$\begin{array}{ccc} y_1 & & y_2 \\ \downarrow & & \downarrow \\ x_1 & \longrightarrow & x_2. \end{array}$$

The explicit computation of the g -vectors in table 1 reveals that it is the same as fig. 4b. Consider a mutation from cone C_1 to C_2 . The \hat{y}_{γ_i} mutation is given by eq. (2.14) and the γ_i^\perp mutate as

$$\begin{aligned} \gamma_1^\perp = (1, 0) &\rightarrow \gamma_1^\perp = (1, 0), \\ \gamma_2^\perp = (0, 1) &\rightarrow \gamma_2^\perp = (0, -1). \end{aligned} \quad (2.22)$$

Combining eqs. (2.14) and (2.22), the mutation relation for \hat{y}_i is

$$\begin{pmatrix} \hat{y}_1 \\ \hat{y}_2 \end{pmatrix} \rightarrow \begin{pmatrix} \hat{y}_1(1 + \hat{y}_2) \\ \frac{1}{\hat{y}_2} \end{pmatrix}, \quad (2.23)$$

which exactly matches the mutation relation for \hat{y} -variables. Again, note that it was a combination of mutating γ_i^\perp and \hat{y}_{γ_i} that gave the cluster mutation relation for the \hat{y} -variables.

We can also consider the scattering diagrams of more complex cluster algebras, such as the A_3 cluster algebra

$$\begin{array}{ccccc} y_1 & & y_2 & & y_3 \\ \downarrow & & \downarrow & & \downarrow \\ x_1 & \longrightarrow & x_2 & \longrightarrow & x_3, \end{array}$$

which is associated with $\overline{Gr(2,6)/T}$. Since the cluster algebra is rank 3, the associated

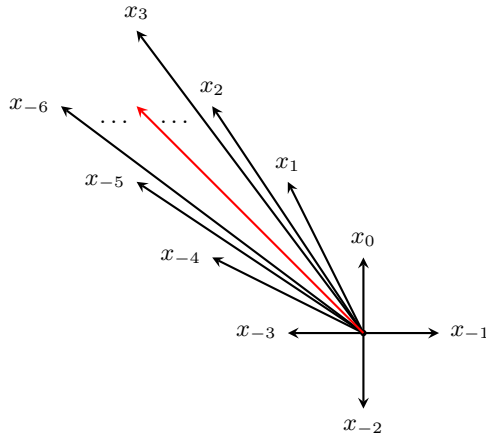


Figure 5. g -vector fan associated with the $A_{1,1}$ cluster algebra. There are an infinite number of cluster variables whose g -vectors approach a limiting ray, $\vec{g}_{lim} = (-1, 1)$. The explicit form of the g -vectors is provided in eq. (2.26).

scattering diagram is 3 dimensional. From direct calculation, we found the scattering diagram given in fig. 2 in the Introduction. The walls are now 2 dimensional and defined by the span of two g -vectors. To find the wall associated with the \hat{y} -variable of a specific quiver, consider all the g -vectors bounding the dual cone except the g -vector of the x variable associated with the same node as the \hat{y} -variable. The span of these two g -vectors defines the wall associated with the \hat{y} -variable.

In summary, scattering diagrams are a useful framework that provide a nice way to study canonical coordinate transformations on \mathcal{X} . Finding self-consistent scattering diagrams is naively quite hard since you need to check that the relations between the \hat{y}_{γ_i} of any two cones are path independent. The g -vector fans of finite cluster algebras provide a class of self-consistent scattering diagrams where cluster mutations correspond to a very specific type of wall crossing.

2.3 Asymptotic chambers and limiting walls

We now turn to infinite cluster algebras. We will show how the scattering diagram framework provides a systematic way to study the multiplicative basis of \hat{y}_i even when the \hat{y}_i themselves go to infinity. Although $|\gamma_i^\perp| \rightarrow \infty$ in certain limits, so $\hat{y}_i \rightarrow \{\infty, 0\}$, the \hat{y}_γ -variables remain finite.

We first show that the g -vector fans of infinite cluster algebras need to include additional walls that do not correspond to cluster mutations. Furthermore, we will find the functions attached to these walls are not elements of the cluster algebra and can be identified with the mysterious cluster algebraic functions of ref. [32]. We will study the cluster algebra defined by the principal quiver

$$\begin{array}{ccc}
 y_{-1} & & y_0 \\
 \downarrow & & \downarrow \\
 x_{-1} & \rightleftarrows & x_0,
 \end{array}$$

as our motivating example. A review of relevant derivations and formulas for this cluster algebra are provided in appendix C. The key results are a closed form solution for x_i with $i > 0$,

$$\begin{aligned} x_i &= \frac{1}{2^{i+2}} [(x_{-1} + B_+ \sqrt{\Delta})(\mathcal{P} + \sqrt{\Delta})^{i+1} + (x_{-1} - B_+ \sqrt{\Delta})(\mathcal{P} - \sqrt{\Delta})^{i+1}] , \\ \mathcal{P} &= \frac{y_{-1}}{x_{-1}x_0} + \frac{x_0}{x_{-1}} + \frac{x_{-1}y_{-1}y_0}{x_0} , \\ B_+ &= \frac{2x_0 - x_{-1}\mathcal{P}}{\Delta} , \\ \Delta &= \mathcal{P}^2 - 4y_{-1}y_0 , \end{aligned} \tag{2.24}$$

and an equation for \hat{y}_{2n-1} and \hat{y}_{2n} in terms of x -variables after $2n$ mutations,

$$\hat{y}_{2n-1} = y_0^n y_{-1}^{2n+1} x_{2n}^{-2}, \quad \hat{y}_{2n} = y_0^{1-2n} y_{-1}^{-2n} x_{2n-1}^2 . \tag{2.25}$$

The g -vectors, denoted by black arrows in fig. 5, are

$$\vec{g}_i = \begin{cases} (-i, i+1) & i \geq -1 \\ (2+i, -i-3) & i \leq -2 \end{cases} . \tag{2.26}$$

We will now show that the self-consistency of the scattering diagram requires the existence of a new wall associated with the limiting ray that does not correspond to a standard cluster mutation.

Consider cones that are asymptotically close to the limiting ray. Importantly, the \hat{y}_i variables go to 0 or ∞ as we approach the limiting ray, which can be seen from eqs. (2.24) and (2.25). To calculate \hat{y}_{γ_i} in this limit, we first express \hat{y}_{γ_i} in terms of monomials of \hat{y} -variables. From the scattering diagram in fig. 5, the γ_i^\perp associated with the \hat{y}_i in eq. (2.25) are

$$[\gamma_{-1}^\perp]^{2n} = (1 + 2n, 2n), \quad [\gamma_0^\perp]^{2n} = (-2n, 1 - 2n) , \tag{2.27}$$

where $[\gamma_i^\perp]^{2n}$ is the perpendicular vector to the wall associated with node x_i after $2n$ mutations. We subsequently found that

$$\begin{aligned} \gamma_1 &= (1 - 2n)[\gamma_{-1}^\perp]^{2n} - 2n[\gamma_0^\perp]^{2n} , \\ \gamma_2 &= 2n[\gamma_{-1}^\perp]^{2n} + (2n + 1)[\gamma_0^\perp]^{2n} . \end{aligned} \tag{2.28}$$

Combining eqs. (2.18) and (2.28) gives a formula for \hat{y}_{γ_i} in the asymptotic limit, denoted as $\hat{y}_{\gamma_i}^+$,

$$\begin{aligned} \hat{y}_{\gamma_1}^+ &= \lim_{n \rightarrow \infty} (\hat{y}_{2n-1})^{1-2n} (\hat{y}_{2n})^{-2n} = 16y_{-1}(x_{-1} + B_+ \sqrt{\Delta})^{-2} (\mathcal{P} + \sqrt{\Delta})^{-2} , \\ \hat{y}_{\gamma_2}^+ &= \lim_{n \rightarrow \infty} (\hat{y}_{2n-1})^{2n} (\hat{y}_{2n})^{2n+1} = \frac{y_0}{4} (x_{-1} + B_+ \sqrt{\Delta})^2 . \end{aligned} \tag{2.29}$$

We used the explicit formulas for \hat{y}_i in eqs. (2.24) and (2.25) to write the final expressions for $\hat{y}_{\gamma_1}^+$ and $\hat{y}_{\gamma_2}^+$ in terms of our initial cluster variables: y_{-1} , y_0 , x_{-1} and x_0 . The final

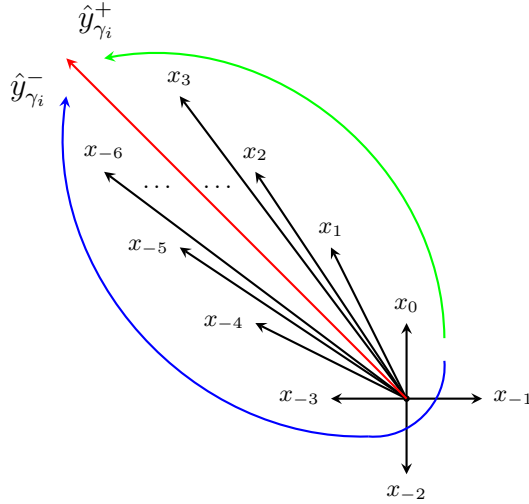


Figure 6. g -vector fan associated with the $A_{1,1}$ cluster algebra. There are two paths to cones asymptotically close to the limiting ray (red), which are green and blue respectively. The green path leads to the $\hat{y}_{\gamma_i}^+$ expressions while taking the blue path leads to the $\hat{y}_{\gamma_i}^-$ expressions.

expressions in eq. (2.29) are finite and provide a multiplicative basis for the \hat{y} -variables asymptotically close to the limiting wall if one approaches from the right. A visualization of the path is given by the green line in fig. 6. We then repeated the same calculation, but following the blue line in fig. 6. If one approaches from the left, the asymptotic limits of \hat{y}_{γ_i} , denoted as $\hat{y}_{\gamma_i}^-$, are

$$\begin{aligned}\hat{y}_{\gamma_1}^- &= \hat{y}_{\gamma_1}^+ \left(1 - \frac{\mathcal{P} - \sqrt{\mathcal{P}^2 - 4y_{-1}y_0}}{\mathcal{P} + \sqrt{\mathcal{P}^2 - 4y_{-1}y_0}}\right)^{-4}, \\ \hat{y}_{\gamma_2}^- &= \hat{y}_{\gamma_2}^+ \left(1 - \frac{\mathcal{P} - \sqrt{\mathcal{P}^2 - 4y_{-1}y_0}}{\mathcal{P} + \sqrt{\mathcal{P}^2 - 4y_{-1}y_0}}\right)^4.\end{aligned}\tag{2.30}$$

The fact that eqs. (2.29) and (2.30) are not equal indicates that the scattering diagram must include another wall to be self-consistent. However, eq. (2.30) can be re-written into the suggestive form

$$\hat{y}_{\gamma_i}^- = \hat{y}_{\gamma_i}^+ (1 - \hat{y}_{\gamma^\perp})^{-2\langle \gamma_i, \gamma^\perp \rangle}, \quad \hat{y}_{\gamma^\perp} = \hat{y}_{\gamma_1}^+ \hat{y}_{\gamma_2}^+ = \hat{y}_{\gamma_1}^- \hat{y}_{\gamma_2}^-, \quad \gamma^\perp = (1, 1),\tag{2.31}$$

which can be matched to eq. (2.12) by requiring $f(\hat{y}) = (1 - \hat{y})^{-2}$. Eq. (2.31) shows that we must include a *limiting wall* with $\gamma^\perp = (1, 1)$ for the scattering diagram to be self-consistent. The \hat{y}_{γ^\perp} associated with the limiting wall,

$$\begin{aligned}\hat{y}_{\gamma^\perp} &= \hat{y}_{\gamma_1}^+ \hat{y}_{\gamma_2}^+, \\ &= \frac{\mathcal{P} - \sqrt{\mathcal{P}^2 - 4y_{-1}y_0}}{\mathcal{P} + \sqrt{\mathcal{P}^2 - 4y_{-1}y_0}},\end{aligned}\tag{2.32}$$

takes exactly the right form for eq. (2.31) to be matched with eq. (2.12). The limiting wall corresponds to the red line in figs. 5 and 6. Performing a mutation across this limiting wall cannot be identified with a cluster mutation in the $A_{1,1}$ scattering diagram. From the perspective of the cluster algebra, these cones are separated by an infinite number of cluster mutations. Finally, the \hat{y}_{γ^\perp} of the limiting wall obeys the bound $0 < \hat{y}_{\gamma^\perp} < 1$ in contrast to normal \hat{y} -variables which are just positive definite.

We now briefly compare our result to previous computations in the literature. Notably, one multiplicative basis of $\hat{y}_{\gamma_i}^\pm$ is the three algebraic functions identified in ref. [1] for a given $A_{1,1}$ cluster algebra. Furthermore, due to the bound $0 < \hat{y}_{\gamma^\perp} < 1$, the cluster algebraic function attached to the limiting walls seem more like the u -variables identified in refs. [71, 72], which obey similar bounds, than standard \hat{y} -variables. Finally, note that the \hat{y}_{γ^\perp} attached to the limiting wall is a ratio of the cluster algebraic functions defined in ref. [32].

Moving beyond $A_{1,1}$, we now turn to a more general discussion. We define asymptotic chambers as cones asymptotically close to the limiting ray that are separated by walls intersecting the limiting ray. For higher dimension scattering diagrams, both limiting walls and cluster walls intersect the limiting ray. Furthermore, there are always cluster walls asymptotically close to the limiting ray which do not intersect the limiting ray and become more parallel to the limiting walls as one approaches the limiting ray. These walls are *asymptotic walls*. An example is sketched in fig. 7 [106]. For our definition of asymptotic chambers to be self-consistent, we must be able to ignore asymptotic walls if we are infinitesimally close to the limiting ray. If the \hat{y}_{γ_i} associated with asymptotic chambers transformed non-trivially when crossing an asymptotic wall, the \hat{y}_{γ_i} of asymptotic chambers would not be well defined. For example, consider the asymptotic chambers C_2 and C_5 in fig. 7. If \hat{y}_{γ_i} transformed non-trivially across the asymptotic walls, it would be ambiguous which \hat{y}_{γ_i} was associated with the asymptotic chamber.

To see whether asymptotic walls are relevant when infinitesimally close to the limiting ray, let us consider crossing one of these asymptotic walls. From the definition of asymptotic walls, the γ^\perp of the asymptotic wall asymptotes to

$$\gamma^\perp \rightarrow \lim_{n \rightarrow \infty} n \times \gamma_{lim}^\perp, \quad (2.33)$$

where γ_{lim}^\perp is the γ^\perp of the limiting wall that the asymptotic wall approaches. Therefore, the wall crossing formula for the asymptotic wall reduces to

$$\hat{y}_{\gamma_i} \rightarrow \lim_{n \rightarrow \infty} \hat{y}_{\gamma_i} (1 + \hat{y}_{\gamma_{lim}^\perp}^n)^{n \langle \gamma_i, \gamma_{lim}^\perp \rangle}, \quad (2.34)$$

which naively diverges. However, in the previous example, we found that $0 < \hat{y}_{\gamma_{lim}^\perp} < 1$ for $A_{1,1}$. If this bound holds for general $\hat{y}_{\gamma_{lim}^\perp}$, then eq. (2.34) becomes trivial and the asymptotic walls can be ignored when asymptotically close to the limiting ray. We therefore conjecture the bound

$$0 < \hat{y}_{\gamma_{lim}^\perp} < 1, \quad (2.35)$$

in \mathcal{X} for all asymptotic chambers, not just those adjacent to the limiting wall. Eq. (2.35)

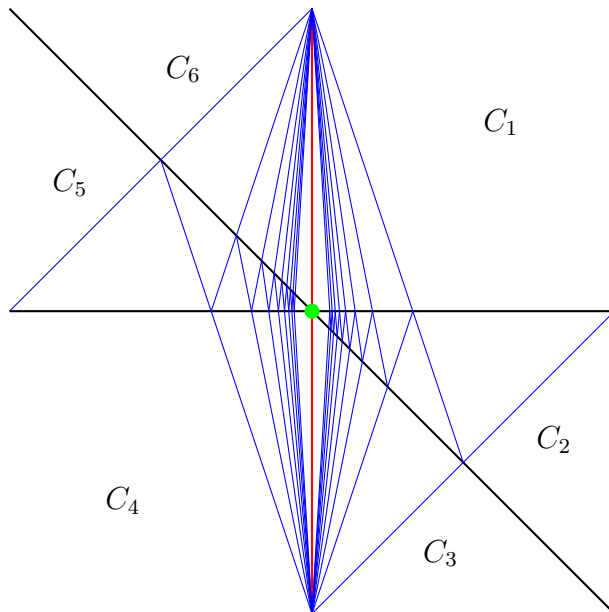


Figure 7. A schematic representation of the cone structure near the limiting ray of $A_{2,1}$, a rank 3 cluster algebra. The full scattering diagram is 3 dimensional and we are looking down on the limiting ray, which is indicated by the green dot. The red line corresponds to the limiting wall. The black lines correspond to cluster walls that intersect the limiting ray. The blue lines correspond to asymptotic walls, cluster walls that do not intersect the limiting wall and become more parallel with a limiting wall as one approaches the limiting ray. There are 6 asymptotic chambers, each labeled by C_i .

is a very remarkable bound and a key conjecture of this paper. We explicitly checked that eq. (2.35) held for all examples studied in section 3.

In summary, the key insight is that the \hat{y}_{γ_i} associated with asymptotic chambers are finite and can be algebraic functions of our initial coordinates. Furthermore, these \hat{y}_{γ_i} obey the wall crossing formula as we mutate around the limiting ray. To find all the \hat{y}_{γ_i} associated with a limiting ray, we simply need to find all the walls in the g -vector fan that intersect the limiting ray and then use the wall crossing formula in eq. (2.12). The primary difficulty is finding all the walls that intersect the limiting ray.

3 Explicit calculations of asymptotic chambers

Our goal is to compute a minimal multiplicative basis for \hat{y}_{γ_i} asymptotically close to limiting rays, the *asymptotic symbol alphabet*. We now describe an algorithm for finding the asymptotic symbol alphabet associated with a limiting ray. A brute force search algorithm for finding asymptotic chambers is given in appendix D. Once we found all the asymptotic chambers associated with a given limiting ray, the calculation for finding the associated symbol alphabet proceeded as follows:

1. Starting from the initial quiver, we performed mutations until we found a quiver with an $A_{1,1}$ subalgebra. We chose the quiver with the $A_{1,1}$ subalgebra as the principal quiver for the purposes of defining the scattering diagram and g -vectors.

2. Repeating the computation in section 2.3 for the $A_{1,1}$ subalgebra, we computed the \hat{y}_{γ_i} of an initial asymptotic chamber in terms of the \hat{y}_i of the principal quiver. We denote the \hat{y}_{γ_i} of the initial asymptotic chamber as $\hat{y}_{\gamma_i}^0$.
3. We computed the \hat{y}_{γ_i} of all other asymptotic chambers in terms of the $\hat{y}_{\gamma_i}^0$ using wall crossing.
4. We found a complete multiplicative basis of the asymptotic chambers' \hat{y}_{γ_i} in terms of $\hat{y}_{\gamma_i}^0$.

The multiplicative basis calculated in the final step is the asymptotic symbol alphabet associated with the limiting ray. Although each element of the multiplicative basis will be a rational function of $\hat{y}_{\gamma_i}^0$, the $\hat{y}_{\gamma_i}^0$ will themselves often be algebraic functions of \hat{y}_i .

For the remainder of this section, we study a variety of cluster algebras using the above algorithm. We first dissect some lower rank cluster algebras, discussing a variety of phenomena that appear. We then move onto $\overline{Gr(4,8)/T}$, conjecturing a complete algebraic symbol alphabet for the 8-point MHV amplitude. We conclude this section by commenting on how we may need to modify the above algorithm when faced with more general types of limiting rays.

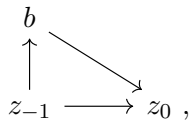
3.1 Lower rank cluster algebras

We now consider the asymptotic chambers of some lower rank cluster algebras, finding several interesting phenomena:

- $A_{2,1}$: Both cluster walls and limiting walls can intersect the limiting ray, leading to more non-trivial cluster algebraic functions.
- $A_{2,2}$: The scattering diagram associated with the limiting ray is not simple. A simple fan is an N -dimensional fan for which all cones are bound by N walls.¹²
- $A_{1,1,1}$: There can be multiple limiting rays and each limiting ray is associated with its own discriminant.

3.1.1 Example: $A_{2,1}$

We will examine the $A_{2,1}$ cluster algebra in detail, so the algorithm is clear. The $A_{2,1}$ cluster algebra corresponds to the initial quiver,



¹²Alternatively, a simple fan is a fan whose dual polytope is simple.

where b , z_{-1} and z_0 are x -variables and frozen variables have been suppressed. To find the limiting ray, we performed a mutation on b , finding the new quiver

$$\begin{array}{ccc} x_1 : b' & & \\ \downarrow & \swarrow & \\ x_2 : z_{-1} & \rightleftarrows & x_3 : z_0 , \end{array}$$

which we chose to be the principal quiver. The “ x_i :” denotes which basis vector each x -variable of the principle quiver corresponds to. The corresponding exchange matrix is

$$B_{i,j}^0 = \begin{bmatrix} 0 & 1 & -1 \\ -1 & 0 & 2 \\ 1 & -2 & 0 \end{bmatrix} . \quad (3.1)$$

Identifying the $A_{1,1}$ subalgebra, we performed repeated mutations on the x_2 and x_3 nodes, just as in section 2.3, to approach the limiting ray. After repeatedly mutating the x_2 and x_3 nodes, the g -vectors of the x -variables associated with these nodes asymptotically approached

$$g_{lim} = (0, -1, 1) , \quad (3.2)$$

which we identified as the limiting ray. Using the algorithm in appendix D, we found all the walls that intersect the limiting ray:

$$\begin{aligned} \gamma_a^\perp &= (1, 0, 0) , \\ \gamma_b^\perp &= (1, 1, 1) , \\ \gamma_c^\perp &= (0, 1, 1) , \end{aligned} \quad (3.3)$$

where γ_c corresponds to a limiting wall. A visualization of these walls is provided in fig. 8, where we have taken a projection of the scattering diagram onto the plane perpendicular to the limiting ray. This projection of the scattering diagram is the asymptotic scattering diagram.

The \hat{y}_{γ_i} of the initial asymptotic chamber, $\hat{y}_{\gamma_i}^0$, were then calculated using the same techniques as those in section 2.3. The γ_i^\perp of the cone associated with the $2n$ -th quiver in the sequence,

$$\begin{array}{ccccccc} \begin{array}{ccc} b' & & \\ \downarrow & \swarrow & \\ z_{-1} & \rightleftarrows & z_0 , \end{array} & \begin{array}{ccc} b' & & \\ \uparrow & \swarrow & \\ z_1 & \rightleftarrows & z_0 , \end{array} & \begin{array}{ccc} b' & & \\ \downarrow & \swarrow & \\ z_1 & \rightleftarrows & z_2 , \end{array} & \begin{array}{ccc} b' & & \\ \uparrow & \swarrow & \\ z_3 & \rightleftarrows & z_2 , \end{array} & \dots , \end{array}$$

are

$$\begin{aligned} [\gamma_1^\perp]^{2n} &= (1, 0, 0) , \\ [\gamma_2^\perp]^{2n} &= (0, 2n + 1, 2n) , \\ [\gamma_3^\perp]^{2n} &= (0, -2n, 1 - 2n) . \end{aligned} \quad (3.4)$$

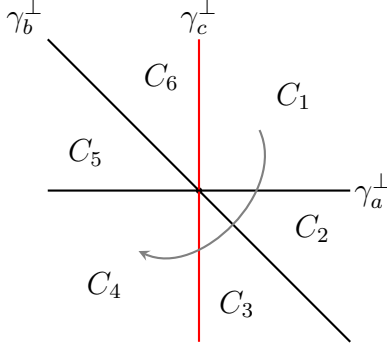


Figure 8. The scattering diagram of asymptotic chambers near the limiting ray in the $A_{2,1}$ cluster algebra. We projected down onto the plane perpendicular to the limiting ray, $g_{lim} = (0, -1, 0)$, and labeled the walls.

$[\gamma_i^\perp]^{2n}$ is the perpendicular vector of the wall associated with the node x_i after $2n$ mutations and the limit $n \rightarrow \infty$ corresponds to our initial asymptotic chamber. Eq. (3.4) implies

$$\begin{aligned} \gamma_1 &= [\gamma_1^\perp]^{2n} , \\ \gamma_2 &= (1 - 2n)[\gamma_2^\perp]^{2n} - 2n[\gamma_3^\perp]^{2n} , \\ \gamma_3 &= (2n)[\gamma_2^\perp]^{2n} + (2n + 1)[\gamma_3^\perp]^{2n} , \end{aligned} \quad (3.5)$$

so

$$\begin{aligned} \hat{y}_{\gamma_1}^0 &= \lim_{n \rightarrow \infty} [\hat{y}_1]^{2n} = \hat{y}_1 \frac{1}{2} \left(1 + \hat{y}_3 \hat{y}_2 + \hat{y}_2 + \sqrt{\Delta'} \right) , \\ \hat{y}_{\gamma_2}^0 &= \lim_{n \rightarrow \infty} ([\hat{y}_2]^{2n})^{1-2n} ([\hat{y}_3]^{2n})^{-2n} = \frac{4\hat{y}_2 \Delta'}{(1 - \hat{y}_3 \hat{y}_2 + \hat{y}_2 + \sqrt{\Delta'})^2} , \\ \hat{y}_{\gamma_3}^0 &= \lim_{n \rightarrow \infty} ([\hat{y}_2]^{2n})^{2n} ([\hat{y}_3]^{2n})^{2n+1} = \frac{1}{4} \hat{y}_3 \left(1 + \frac{1 - \hat{y}_2 (\hat{y}_3 + 1)}{\sqrt{\Delta'}} \right)^2 , \\ \Delta' &= (\hat{y}_3 \hat{y}_2 + \hat{y}_2 + 1)^2 - 4\hat{y}_2 \hat{y}_3 , \end{aligned} \quad (3.6)$$

where $[\hat{y}_i]^{2n}$ is the \hat{y} -variable associated with the x_i node after $2n$ mutations. Eq. (3.6) relates the \hat{y}_{γ_i} of our initial asymptotic chamber to the \hat{y}_i of our principal quiver. The formulas for $\hat{y}_{\gamma_2}^0$ and $\hat{y}_{\gamma_3}^0$ are exactly the same as eq. (2.29), except that we wrote the expression in terms of \hat{y} -variables of the principle quiver instead of x -variables. The formula for $\hat{y}_{\gamma_1}^0$ was derived using the closed form solution for the x -variables of the $A_{1,1}$ subalgebra in appendix C and noting that b' never mutates.

With the asymptotic chambers and eq. (3.6), we can mutate around the asymptotic scattering diagram to find all cluster algebraic functions associated with the limiting ray.

For example, going along the path given in fig. 8, the \hat{y}_{γ_i} mutate as

$$\begin{pmatrix} \hat{y}_{\gamma_1}^0 \\ \hat{y}_{\gamma_2}^0 \\ \hat{y}_{\gamma_3}^0 \end{pmatrix} \rightarrow \begin{pmatrix} \hat{y}_{\gamma_1}^0 \\ \frac{\hat{y}_{\gamma_2}^0}{\hat{y}_{\gamma_1}^0 + 1} \\ (\hat{y}_{\gamma_1}^0 + 1) \hat{y}_{\gamma_3}^0 \end{pmatrix} \rightarrow \begin{pmatrix} \hat{y}_{\gamma_1}^0 \\ \frac{\hat{y}_{\gamma_2}^0 (\hat{y}_{\gamma_1}^0 \hat{y}_{\gamma_2}^0 \hat{y}_{\gamma_3}^0 + 1)}{\hat{y}_{\gamma_1}^0 + 1} \\ \frac{(\hat{y}_{\gamma_1}^0 + 1) \hat{y}_{\gamma_3}^0}{\hat{y}_{\gamma_1}^0 \hat{y}_{\gamma_2}^0 \hat{y}_{\gamma_3}^0 + 1} \end{pmatrix} \rightarrow \begin{pmatrix} \hat{y}_{\gamma_1}^0 \\ \frac{\hat{y}_{\gamma_2}^0 (\hat{y}_{\gamma_1}^0 \hat{y}_{\gamma_2}^0 \hat{y}_{\gamma_3}^0 + 1)}{(1 - \hat{y}_{\gamma_2}^0 \hat{y}_{\gamma_3}^0)^4 (\hat{y}_{\gamma_1}^0 + 1)} \\ \frac{(\hat{y}_{\gamma_1}^0 + 1) (1 - \hat{y}_{\gamma_2}^0 \hat{y}_{\gamma_3}^0)^4 \hat{y}_{\gamma_3}^0}{(\hat{y}_{\gamma_1}^0 \hat{y}_{\gamma_2}^0 \hat{y}_{\gamma_3}^0 + 1)} \end{pmatrix}. \quad (3.7)$$

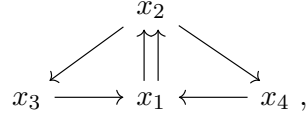
Again, the jump across the limiting wall corresponds to a generalized cluster mutation. Calculating the \hat{y}_{γ_i} of all asymptotic chambers, we found the multiplicative basis

$$\hat{y}_{\gamma_1}^0, \hat{y}_{\gamma_2}^0, \hat{y}_{\gamma_3}^0, (1 + \hat{y}_{\gamma_1}^0), (1 - \hat{y}_{\gamma_2}^0 \hat{y}_{\gamma_3}^0), (1 + \hat{y}_{\gamma_1}^0 \hat{y}_{\gamma_2}^0 \hat{y}_{\gamma_3}^0). \quad (3.8)$$

Eq. (3.8) corresponds to all the algebraic functions associated with the limiting ray in the $A_{2,1}$ cluster algebra. Although the expressions in eq. (3.8) look rational, remember that the $\hat{y}_{\gamma_i}^0$ are algebraic functions of \hat{y}_i . They are all algebraic in terms of \hat{y}_i due to the presence of the quadratic root, $\sqrt{\Delta^7}$.

3.1.2 Example: $A_{2,2}$

We now continue to the $A_{2,2}$ cluster algebra. The $A_{2,2}$ cluster algebra includes a cluster with the quiver



which was chosen as our principal quiver. The asymptotic scattering diagram is slightly more complex than the $A_{2,1}$ cluster algebra, but the algorithm is the same. The limiting ray is

$$g_{lim} = (-1, 1, 0, 0). \quad (3.9)$$

The scattering walls are

$$\begin{aligned} \gamma^\perp \in \{ & (0, 0, 1, 0), (0, 0, 0, 1), (1, 1, 1, 0), \\ & (1, 1, 0, 1), (1, 1, 0, 0) \}, \end{aligned} \quad (3.10)$$

where the last element corresponds to the limiting wall. To visualize this scattering diagram, we project down to 3 dimensions using the basis,

$$\begin{aligned} \hat{e}'_1 &= (1, 1, 0, 0), \\ \hat{e}'_2 &= (0, 0, 1, 0), \\ \hat{e}'_3 &= (0, 0, 0, 1), \end{aligned} \quad (3.11)$$

giving the asymptotic scattering diagram in fig. 9. Note that the asymptotic scattering diagram associated with $A_{2,2}$ is not simple as there are cones bounded by 4 walls instead of 3.

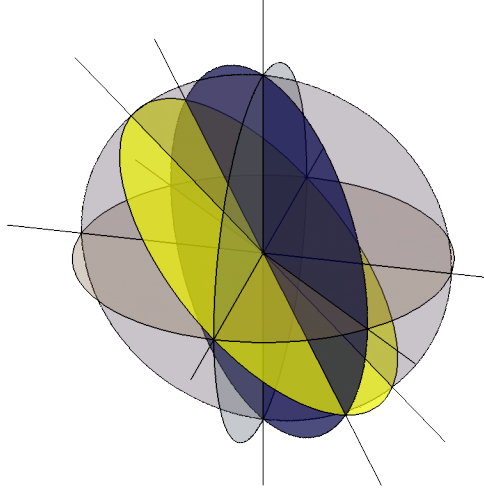


Figure 9. The scattering diagram associated with the asymptotic chambers of the $A_{2,2}$ cluster algebra.

We then calculated the $\hat{y}_{\gamma_i}^0$ variables of the initial asymptotic chamber in terms of the \hat{y} -variables of the principle quiver. The derivation is almost exactly as in section 3.1.1, so we will not write it out here. The final result is,

$$\begin{aligned}
 i \in \{3, 4\} : \hat{y}_{\gamma_i}^0 &= \frac{\hat{y}_i}{2} \left(1 + \hat{y}_2 \hat{y}_1 + \hat{y}_1 + \sqrt{\Delta'} \right) , \\
 \hat{y}_{\gamma_1}^0 &= \hat{y}_1 \frac{4\Delta'}{(1 - \hat{y}_2 \hat{y}_1 + \hat{y}_1 + \sqrt{\Delta'})^2} , \\
 \hat{y}_{\gamma_2}^0 &= \frac{\hat{y}_2}{4} \left(1 + \frac{1 - \hat{y}_1 (\hat{y}_2 + 1)}{\sqrt{\Delta'}} \right)^2 , \\
 \Delta' &= (\hat{y}_2 \hat{y}_1 + \hat{y}_1 + 1)^2 - 4\hat{y}_1 \hat{y}_2 .
 \end{aligned} \tag{3.12}$$

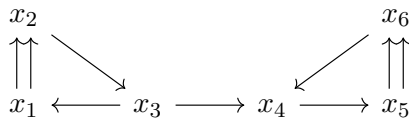
Due to the number of cones, we will not show the \hat{y}_{γ_i} of each cone. A complete multiplicative basis in terms of the $\hat{y}_{\gamma_i}^0$ is

$$\hat{y}_{\gamma_1}^0, \hat{y}_{\gamma_2}^0, \hat{y}_{\gamma_3}^0, \hat{y}_{\gamma_4}^0, (\hat{y}_{\gamma_1}^0 \hat{y}_{\gamma_2}^0 \hat{y}_{\gamma_3}^0 + 1), (\hat{y}_{\gamma_1}^0 \hat{y}_{\gamma_2}^0 \hat{y}_{\gamma_4}^0 + 1), (\hat{y}_{\gamma_3}^0 + 1), (\hat{y}_{\gamma_4}^0 + 1), (1 - \hat{y}_{\gamma_1}^0 \hat{y}_{\gamma_2}^0) . \tag{3.13}$$

Again, $\hat{y}_{\gamma_i}^0$ are the \hat{y}_{γ_i} associated with the initial asymptotic chamber approached by repeated mutations on the x_1 and x_2 nodes in the initial quiver.

3.1.3 Example: $A_{1,1,1}$

Our final example before moving onto $\overline{Gr(4,8)/T}$ is $A_{1,1,1}$. The $A_{1,1,1}$ cluster algebra includes a cluster with the quiver



which was chosen as our principle quiver. Unlike the previous examples, there are actually two limiting rays:

$$\begin{aligned} g_{lim}^1 &= (-1, 1, 0, 0, 0, 0) , \\ g_{lim}^2 &= (0, 0, 0, 0, -1, 1) . \end{aligned} \tag{3.14}$$

First consider the limiting ray g_{lim}^1 , which is approached by performing repeated mutations on the x_1 and x_2 nodes. The formulas for $\hat{y}_{\gamma_i}^0$ are then:

$$\begin{aligned} i \in \{4, 5, 6\} : \hat{y}_{\gamma_i}^0 &= \hat{y}_i, \\ \hat{y}_{\gamma_3}^0 &= \frac{\hat{y}_3}{2} \left(1 + \hat{y}_2 \hat{y}_1 + \hat{y}_1 + \sqrt{\Delta'} \right) , \\ \hat{y}_{\gamma_1}^0 &= \hat{y}_1 \frac{4\Delta'}{(1 - \hat{y}_2 \hat{y}_1 + \hat{y}_1 + \sqrt{\Delta'})^2} , \\ \hat{y}_{\gamma_2}^0 &= \frac{\hat{y}_2}{4} \left(1 + \frac{1 - \hat{y}_1 (\hat{y}_2 + 1)}{\sqrt{\Delta'}} \right)^2 , \\ \Delta' &= (\hat{y}_2 \hat{y}_1 + \hat{y}_1 + 1)^2 - 4\hat{y}_1 \hat{y}_2 . \end{aligned} \tag{3.15}$$

However, upon applying the algorithm in appendix D, we found that there are actually an infinite number of asymptotic chambers. Rather, an infinite number of cluster walls intersect the limiting ray. It is unsurprising that this phenomenon eventually occurs as an infinite number of walls intersect a single ray even in the $A_{2,1}$ cluster algebra. We ignored this phenomenon in section 3.1.1 because none of the rays in $A_{2,1}$ with infinitely many intersecting walls are limiting rays.

Now consider the second limiting ray in eq. (3.14), which we approached by performing repeated mutations on the x_5 and x_6 nodes. As we approach the second limiting ray, the limits of \hat{y}_{γ_i} , denoted as $\hat{y}_{\gamma_i}^{0'}$, are

$$\begin{aligned} i \in \{1, 2, 3\} : \hat{y}_{\gamma_i}^{0'} &= \hat{y}_i, \\ \hat{y}_{\gamma_4}^{0'} &= \frac{\hat{y}_4}{2} \left(1 + \hat{y}_6 \hat{y}_5 + \hat{y}_5 + \sqrt{\Delta'} \right) , \\ \hat{y}_{\gamma_5}^{0'} &= \hat{y}_5 \frac{4\Delta'}{(1 - \hat{y}_6 \hat{y}_5 + \hat{y}_5 + \sqrt{\Delta'})^2} , \\ \hat{y}_{\gamma_6}^{0'} &= \frac{\hat{y}_6}{4} \left(1 + \frac{1 - \hat{y}_5 (\hat{y}_6 + 1)}{\sqrt{\Delta'}} \right)^2 , \\ \Delta' &= (\hat{y}_6 \hat{y}_5 + \hat{y}_5 + 1)^2 - 4\hat{y}_5 \hat{y}_6 . \end{aligned} \tag{3.16}$$

We again found an infinite number of asymptotic chambers. Note that the discriminant, Δ' , of the $\hat{y}_{\gamma_i}^{0'}$ variables is different than that of the $\hat{y}_{\gamma_i}^0$ variables. Rather, the discriminant of the algebraic letters associated with a given set of asymptotic chambers seems to be determined by the associated limiting ray.

It is not particularly interesting for us to further study the cluster algebraic functions associated with $A_{1,1,1}$ as the asymptotic scattering diagrams contain an infinite number

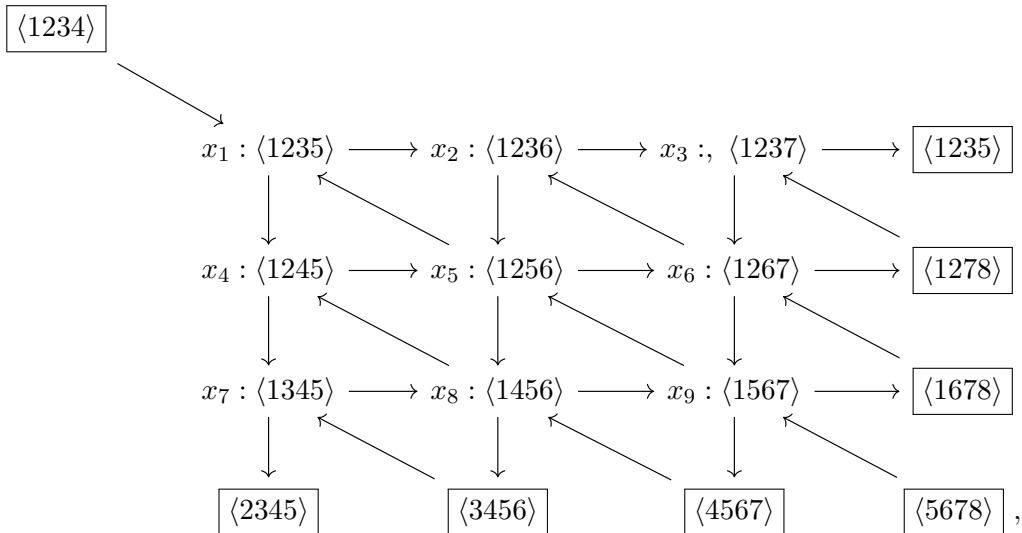


Figure 10. The initial quiver for the $\overline{Gr(4,8)}$ cluster algebra [108].

of asymptotic chambers. However, one could take a doubly asymptotic limit to find a 4 dimensional scattering diagram that could be finite. More concretely, one could first find the 5 dimensional asymptotic scattering diagram associated with the limiting ray g_{lim}^1 and then find the 4 dimensional asymptotic scattering diagram associated with the limiting ray of this 5 dimensional asymptotic scattering diagram. The resulting 4 dimensional asymptotic scattering diagram could be finite. We leave studying such doubly asymptotic limits to future work.

3.2 $\overline{Gr(4,8)/T}$ and algebraic letters

We now consider the algebraic letters associated with the 8-point MHV amplitude in $\mathcal{N} = 4$ pSYM. Two classes of known algebraic letters are known to emerge in the $\mathcal{N} = 4$ pSYM symbol alphabet at 8-point and they are related by a cyclic shift: $\langle i, j, k, l \rangle \rightarrow \langle i + 1, j + 1, k + 1, l + 1 \rangle$ [38, 85]. Notably, each class of algebraic letters is associated with a unique discriminant. Since each limiting ray seems to be associated with a unique discriminant, Δ' , a reasonable conjecture is that the asymptotic chambers of only two limiting rays are relevant for the 8-point MHV amplitude. Furthermore, we only need to analyze the asymptotic chambers of one of these limiting rays since we can derive the algebraic letters associated with the other limiting ray by applying a cyclic shift.¹³

¹³Refs. [1, 32, 92] have pointed out that additional types of limiting rays might be relevant for studying the symbol alphabet at higher loop. However, ref. [32] also pointed out at least some of these additional limiting rays are related by a braid group [107] to the limiting rays we study in this section. Therefore, even if the algebraic letters associated with these other limiting rays appear in the 8-point MHV symbol alphabet, it seems plausible they could be derived through braid transformations of the symbol alphabet derived in this section.

$$\begin{aligned}
\hat{y}_5 &= \frac{\hat{y}_1^I \hat{y}_2^I \hat{y}_4^I \hat{y}_5^I}{\hat{y}_1^I (\hat{y}_2^I + 1) (\hat{y}_4^I + 1) + 1} , \\
\hat{y}_6 &= \frac{\hat{y}_1^I (\hat{y}_4^I + 1) + 1}{(\hat{y}_1^I (\hat{y}_2^I + 1) (\hat{y}_4^I + 1) + 1) \hat{y}_6^I} , \\
\hat{y}_7 &= \frac{\hat{y}_1^I \hat{y}_4^I \hat{y}_7^I}{\hat{y}_1^I (\hat{y}_4^I + 1) + 1} , \\
\hat{y}_8 &= \frac{\hat{y}_1^I (\hat{y}_2^I + 1) + 1}{(\hat{y}_1^I (\hat{y}_2^I + 1) (\hat{y}_4^I + 1) + 1) \hat{y}_8^I} , \\
\hat{y}_9 &= \frac{(\hat{y}_1^I (\hat{y}_2^I + 1) (\hat{y}_4^I + 1) + 1)^2 \hat{y}_6^I \hat{y}_8^I \hat{y}_9^I}{(\hat{y}_6^I + \hat{y}_1^I (\hat{y}_4^I + 1) ((\hat{y}_2^I + 1) \hat{y}_6^I + 1) + 1)} \\
&\quad \times \frac{1}{(\hat{y}_8^I + \hat{y}_1^I (\hat{y}_2^I + 1) ((\hat{y}_4^I + 1) \hat{y}_8^I + 1) + 1)} .
\end{aligned} \tag{3.19}$$

Combining eqs. (3.17) and (3.19) gives explicit expressions of the principal quivers' \hat{y} -variables in terms of external kinematic data.

We now analyze the initial asymptotic chamber using the $A_{1,1}$ subalgebra of the principal quiver. After performing an infinite number of mutations on the x_1 and x_9 nodes, the g -vectors of the x_1 and x_9 nodes approached

$$g_{lim} = (-1, 0, 0, 0, 0, 0, 0, 0, 1) , \tag{3.20}$$

which we identified as the limiting ray. We then found expressions for the $\hat{y}_{\gamma_i}^0$ in terms of the \hat{y}_i :

$$\begin{aligned}
i \in \{2, 3, 4, 7\} : \hat{y}_{\gamma_i}^0 &= \hat{y}_i , \\
i \in \{5, 6, 8\} : \hat{y}_{\gamma_i}^0 &= \hat{y}_i f(\hat{y}_1, \hat{y}_9) , \\
\hat{y}_{\gamma_1}^0 &= \frac{4\hat{y}_1 \Delta'}{(1 - \hat{y}_9 \hat{y}_1 + \hat{y}_1 + \sqrt{\Delta'})^2} , \\
\hat{y}_{\gamma_9}^0 &= \frac{\hat{y}_9}{4} \left(1 + \frac{1 - \hat{y}_1 (\hat{y}_9 + 1)}{\sqrt{\Delta'}} \right)^2 ,
\end{aligned} \tag{3.21}$$

where

$$\begin{aligned}
f(\hat{y}_1, \hat{y}_9) &= \frac{1}{2} \left(1 + \hat{y}_9 \hat{y}_1 + \hat{y}_1 + \sqrt{\Delta'} \right) , \\
\Delta' &= (\hat{y}_9 \hat{y}_1 + \hat{y}_1 + 1)^2 - 4\hat{y}_1 \hat{y}_9 .
\end{aligned} \tag{3.22}$$

Unlike the $A_{2,1}$ and $A_{2,2}$ cluster algebras, not all the $\hat{y}_{\gamma_i}^0$ are algebraic function of the \hat{y}_i . Although difficult to see immediately, one can show that the discriminant, Δ' , is proportional to

$$\begin{aligned}
\sqrt{\Delta'} &\propto \sqrt{A^2 - 4B} , \\
A &= \langle 1256 \rangle \langle 3478 \rangle - \langle 1278 \rangle \langle 3456 \rangle - \langle 1234 \rangle \langle 5678 \rangle ,
\end{aligned} \tag{3.23}$$

$$B = \langle 1234 \rangle \langle 3456 \rangle \langle 5678 \rangle \langle 1278 \rangle ,$$

which corresponds to the limiting ray g_1 in ref. [32]. The limiting ray in eq. (3.20) looks different than the limiting ray in ref. [32] because we chose a different principal quiver to define the g -vector fan. While we chose the quiver in (3.18) as our principal quiver, the authors of ref. [32] chose the initial quiver in fig. 10 as their principal quiver.

We employed the algorithm in appendix D to find all the walls that intersect the limiting ray. Performing a large number of mutations asymptotically close to the limiting ray, we eventually found 26 cluster walls and a single limiting wall:

$$\begin{aligned} \gamma^\perp \in \{ & (0, 1, 0, 0, 0, 0, 0, 0, 0), (0, 0, 1, 0, 0, 0, 0, 0, 0), \\ & (0, 0, 0, 1, 0, 0, 0, 0, 0), (0, 0, 0, 0, 1, 0, 0, 0, 0), \\ & (0, 0, 0, 0, 0, 1, 0, 0, 0), (0, 0, 0, 0, 0, 0, 1, 0, 0), \\ & (0, 1, 0, 0, 0, 0, 0, 1, 0), (0, 1, 1, 0, 0, 0, 0, 0, 0), \\ & (0, 0, 0, 0, 0, 0, 0, 1, 0), (0, 0, 0, 1, 0, 1, 0, 0, 0), \\ & (0, 0, 0, 1, 0, 0, 1, 0, 0), (0, 1, 1, 0, 0, 0, 0, 1, 0), \\ & (0, 0, 0, 1, 0, 1, 1, 0, 0), (1, 0, 0, 0, 1, 0, 0, 0, 1), \\ & (1, 0, 0, 0, 0, 1, 0, 0, 1), (1, 0, 0, 0, 0, 0, 0, 1, 1), \\ & (1, 1, 0, 0, 0, 0, 0, 1, 1), (1, 0, 0, 1, 0, 1, 0, 0, 1), \\ & (1, 1, 1, 0, 0, 0, 0, 1, 1), (1, 1, 0, 0, 0, 0, 0, 2, 1), \\ & (1, 0, 0, 1, 0, 1, 1, 0, 1), (1, 0, 0, 1, 0, 2, 0, 0, 1), \\ & (1, 2, 1, 0, 0, 0, 0, 2, 1), (1, 1, 1, 0, 0, 0, 0, 2, 1), \\ & (1, 0, 0, 1, 0, 2, 1, 0, 1), (1, 0, 0, 2, 0, 2, 1, 0, 1), \\ & (1, 0, 0, 0, 0, 0, 0, 0, 1) \} , \end{aligned} \tag{3.24}$$

where the last element corresponds to the limiting wall. An extensive computer search found a complete multiplicative basis of the \hat{y}_{γ_i} consists of 27 non-trivial polynomials of $\hat{y}_{\gamma_i}^0$,

$$\begin{aligned} f_1 &= \hat{y}_{\gamma_2}^0 + 1 , \\ f_2 &= \hat{y}_{\gamma_3}^0 + 1 , \\ f_3 &= \hat{y}_{\gamma_4}^0 + 1 , \\ f_4 &= \hat{y}_{\gamma_5}^0 + 1 , \\ f_5 &= \hat{y}_{\gamma_6}^0 + 1 , \\ f_6 &= \hat{y}_{\gamma_7}^0 + 1 , \\ f_7 &= \hat{y}_{\gamma_8}^0 + 1 , \\ f_8 &= \hat{y}_{\gamma_2}^0 \hat{y}_{\gamma_3}^0 + \hat{y}_{\gamma_3}^0 + 1 , \\ f_9 &= \hat{y}_{\gamma_8}^0 \hat{y}_{\gamma_2}^0 + \hat{y}_{\gamma_2}^0 + 1 , \\ f_{10} &= \hat{y}_{\gamma_6}^0 \hat{y}_{\gamma_4}^0 + \hat{y}_{\gamma_4}^0 + 1 , \end{aligned}$$

$$\begin{aligned}
f_{11} &= \hat{y}_{\gamma_4}^0 \hat{y}_{\gamma_7}^0 + \hat{y}_{\gamma_7}^0 + 1, \\
f_{12} &= \hat{y}_{\gamma_2}^0 \hat{y}_{\gamma_3}^0 + \hat{y}_{\gamma_2}^0 \hat{y}_{\gamma_8}^0 \hat{y}_{\gamma_3}^0 + \hat{y}_{\gamma_3}^0 + 1, \\
f_{13} &= \hat{y}_{\gamma_4}^0 \hat{y}_{\gamma_7}^0 + \hat{y}_{\gamma_4}^0 \hat{y}_{\gamma_6}^0 \hat{y}_{\gamma_7}^0 + \hat{y}_{\gamma_7}^0 + 1, \\
f_{14} &= \hat{y}_{\gamma_1}^0 \hat{y}_{\gamma_5}^0 \hat{y}_{\gamma_9}^0 + 1, \\
f_{15} &= \hat{y}_{\gamma_1}^0 \hat{y}_{\gamma_6}^0 \hat{y}_{\gamma_9}^0 + 1, \\
f_{16} &= \hat{y}_{\gamma_1}^0 \hat{y}_{\gamma_8}^0 \hat{y}_{\gamma_9}^0 + 1, \\
f_{17} &= \hat{y}_{\gamma_1}^0 \hat{y}_{\gamma_8}^0 \hat{y}_{\gamma_9}^0 \hat{y}_{\gamma_2}^0 + \hat{y}_{\gamma_2}^0 + 1, \\
f_{18} &= \hat{y}_{\gamma_1}^0 \hat{y}_{\gamma_6}^0 \hat{y}_{\gamma_9}^0 \hat{y}_{\gamma_4}^0 + \hat{y}_{\gamma_4}^0 + 1, \\
f_{19} &= \hat{y}_{\gamma_1}^0 \hat{y}_{\gamma_4}^0 \hat{y}_{\gamma_9}^0 (\hat{y}_{\gamma_6}^0)^2 + \hat{y}_{\gamma_4}^0 \hat{y}_{\gamma_6}^0 + \hat{y}_{\gamma_1}^0 \hat{y}_{\gamma_4}^0 \hat{y}_{\gamma_9}^0 \hat{y}_{\gamma_6}^0 + \hat{y}_{\gamma_4}^0 + 1, \\
f_{20} &= \hat{y}_{\gamma_1}^0 \hat{y}_{\gamma_2}^0 \hat{y}_{\gamma_9}^0 (\hat{y}_{\gamma_8}^0)^2 + \hat{y}_{\gamma_2}^0 \hat{y}_{\gamma_8}^0 + \hat{y}_{\gamma_1}^0 \hat{y}_{\gamma_2}^0 \hat{y}_{\gamma_9}^0 \hat{y}_{\gamma_8}^0 + \hat{y}_{\gamma_2}^0 + 1, \\
f_{21} &= \hat{y}_{\gamma_2}^0 \hat{y}_{\gamma_3}^0 + \hat{y}_{\gamma_1}^0 \hat{y}_{\gamma_2}^0 \hat{y}_{\gamma_8}^0 \hat{y}_{\gamma_9}^0 \hat{y}_{\gamma_3}^0 + \hat{y}_{\gamma_3}^0 + 1, \\
f_{22} &= \hat{y}_{\gamma_3}^0 (\hat{y}_{\gamma_2}^0)^2 + \hat{y}_{\gamma_3}^0 \hat{y}_{\gamma_8}^0 (\hat{y}_{\gamma_2}^0)^2 + \hat{y}_{\gamma_1}^0 \hat{y}_{\gamma_3}^0 (\hat{y}_{\gamma_8}^0)^2 \hat{y}_{\gamma_9}^0 (\hat{y}_{\gamma_2}^0)^2 \\
&\quad + \hat{y}_{\gamma_1}^0 \hat{y}_{\gamma_3}^0 \hat{y}_{\gamma_8}^0 \hat{y}_{\gamma_9}^0 (\hat{y}_{\gamma_2}^0)^2 + 2\hat{y}_{\gamma_3}^0 \hat{y}_{\gamma_2}^0 + \hat{y}_{\gamma_3}^0 \hat{y}_{\gamma_8}^0 \hat{y}_{\gamma_2}^0 + \hat{y}_{\gamma_1}^0 \hat{y}_{\gamma_3}^0 \hat{y}_{\gamma_8}^0 \hat{y}_{\gamma_9}^0 \hat{y}_{\gamma_2}^0 + \hat{y}_{\gamma_2}^0 + \hat{y}_{\gamma_3}^0 + 1, \\
f_{23} &= \hat{y}_{\gamma_1}^0 \hat{y}_{\gamma_2}^0 \hat{y}_{\gamma_3}^0 \hat{y}_{\gamma_9}^0 (\hat{y}_{\gamma_8}^0)^2 + \hat{y}_{\gamma_2}^0 \hat{y}_{\gamma_3}^0 \hat{y}_{\gamma_8}^0 + \hat{y}_{\gamma_1}^0 \hat{y}_{\gamma_2}^0 \hat{y}_{\gamma_3}^0 \hat{y}_{\gamma_9}^0 \hat{y}_{\gamma_8}^0 + \hat{y}_{\gamma_2}^0 \hat{y}_{\gamma_3}^0 + \hat{y}_{\gamma_3}^0 + 1, \\
f_{24} &= \hat{y}_{\gamma_6}^0 \hat{y}_{\gamma_7}^0 (\hat{y}_{\gamma_4}^0)^2 + \hat{y}_{\gamma_7}^0 (\hat{y}_{\gamma_4}^0)^2 + \hat{y}_{\gamma_1}^0 (\hat{y}_{\gamma_4}^0)^2 \hat{y}_{\gamma_6}^0 \hat{y}_{\gamma_7}^0 \hat{y}_{\gamma_9}^0 (\hat{y}_{\gamma_4}^0)^2 \\
&\quad + \hat{y}_{\gamma_1}^0 \hat{y}_{\gamma_6}^0 \hat{y}_{\gamma_7}^0 \hat{y}_{\gamma_9}^0 (\hat{y}_{\gamma_4}^0)^2 + \hat{y}_{\gamma_6}^0 \hat{y}_{\gamma_7}^0 \hat{y}_{\gamma_4}^0 + 2\hat{y}_{\gamma_7}^0 \hat{y}_{\gamma_4}^0 + \hat{y}_{\gamma_1}^0 \hat{y}_{\gamma_6}^0 \hat{y}_{\gamma_7}^0 \hat{y}_{\gamma_9}^0 \hat{y}_{\gamma_4}^0 + \hat{y}_{\gamma_4}^0 + \hat{y}_{\gamma_7}^0 + 1, \\
f_{25} &= \hat{y}_{\gamma_4}^0 \hat{y}_{\gamma_7}^0 + \hat{y}_{\gamma_1}^0 \hat{y}_{\gamma_4}^0 \hat{y}_{\gamma_6}^0 \hat{y}_{\gamma_9}^0 \hat{y}_{\gamma_7}^0 + \hat{y}_{\gamma_7}^0 + 1, \\
f_{26} &= \hat{y}_{\gamma_1}^0 \hat{y}_{\gamma_4}^0 \hat{y}_{\gamma_7}^0 \hat{y}_{\gamma_9}^0 (\hat{y}_{\gamma_6}^0)^2 + \hat{y}_{\gamma_4}^0 \hat{y}_{\gamma_7}^0 \hat{y}_{\gamma_6}^0 + \hat{y}_{\gamma_1}^0 \hat{y}_{\gamma_4}^0 \hat{y}_{\gamma_7}^0 \hat{y}_{\gamma_9}^0 \hat{y}_{\gamma_6}^0 + \hat{y}_{\gamma_4}^0 \hat{y}_{\gamma_7}^0 + \hat{y}_{\gamma_7}^0 + 1, \\
f_{27} &= 1 - \hat{y}_{\gamma_1}^0 \hat{y}_{\gamma_9}^0,
\end{aligned} \tag{3.25}$$

and the 9 $\hat{y}_{\gamma_i}^0$, giving a symbol alphabet of 36 independent letters. When computing eqs. (3.24) and (3.25), we found 7348 asymptotic chambers, in comparison to the 64 asymptotic chambers studied in ref. [1] using slightly different methods.¹⁴ Although we are confident we found all asymptotic chambers, we were not able to rigorously prove it as we did for $A_{2,1}$ and $A_{2,2}$. A complete search of all asymptotic chambers is very computationally challenging for $\overline{Gr(4,8)/T}$ for reasons beyond its high rank.¹⁵ However, any missing asymptotic chambers should not change eqs. (3.24) or (3.25). Interestingly, only a subset of less than 1000 asymptotic chambers was required to find both a complete multiplicative basis for the \hat{y}_{γ_i} and all the relevant walls in the asymptotic scattering diagrams.

Combining eqs. (3.17), (3.19), (3.21) and (3.25) gives explicit expressions for the algebraic letters in terms of momentum twistors. We have explicitly checked that the algebraic letters of ref. [85] are monomials of $\hat{y}_{\gamma_i}^0$ and f_i . Interestingly, note that many of the letters are obviously not algebraic. From eq. (3.21), $\hat{y}_{\gamma_2}^0$, $\hat{y}_{\gamma_3}^0$, $\hat{y}_{\gamma_4}^0$, and $\hat{y}_{\gamma_7}^0$ are rational, so any f_i that is solely a function of these variables will also be rational. From this criterion

¹⁴Each origin cluster corresponds to two asymptotic chambers. Further discussion on the techniques in ref. [1] is given in appendix E.

¹⁵See appendix D for a detailed discussion.

alone, the algebraic alphabet is reduced from 36 to 26 letters. Additional numerical checks show that some of these algebraic letters can further simplify to rational functions for certain momentum configurations.

These results are remarkable. There is no reason to expect that there are a finite number of asymptotic chambers associated with any limiting ray of the $\overline{Gr(4,8)}/T$ cluster algebra. In section 3.1.3, we saw an explicit example of a limiting ray with an infinite number of asymptotic chambers. Furthermore, although the number of asymptotic chambers is extremely large, the multiplicative basis has rank 36 for the relevant limiting rays! We can further discard letters that are clearly not algebraic, reducing the rank of the algebraic alphabet from 72 to 52. We can now conjecture that we have found ALL algebraic letters that could appear in the $\mathcal{N} = 4$ pSYM 8-point amplitude. Our $\hat{y}_{\gamma_i}^0$ coordinates show how the relations between the algebraic letters associated with the same limiting ray are inherently rational, even though the $\hat{y}_{\gamma_i}^0$ are generically algebraic functions of our initial coordinates, \hat{y}_i^I . Finally, in all examples studied in this paper, the rank of the asymptotic symbol alphabet has been equal to the number of cluster walls plus the rank of the cluster algebra. More precisely, there seems to be a correspondence between walls in the asymptotic scattering diagram, γ^\perp in eq. (3.24), and polynomial letters in the asymptotic symbol alphabet, f_i in eq. (3.25). At present, it is unclear to us whether this relation holds for more general cluster algebras or is a red herring.

3.3 Beyond $A_{1,1}$ subalgebras

Although this paper focuses on limiting rays associated with quadratic cluster algebraic functions, we expect that cubic cluster algebraic functions will also be relevant for studying the symbol alphabet of $\mathcal{N} = 4$ pSYM beyond 8-point. Quadratic (cubic) algebraic functions are algebraic functions that are products of roots of quadratic (cubic) polynomials. To see why cubic letters should appear, note that algebraic letters can at least partially be derived from *irrational* Yangian invariants, as shown in refs. [86, 87]. Using the duality between on-shell super-space variables and differentials on kinematic space,

$$\eta_i^A \leftrightarrow dZ_i^A, \quad (3.26)$$

where η_i^A are the on-shell superspace variable associated with state i [11, 47], Yangian invariants in $\mathcal{N} = 4$ pSYM can be written in a manifestly dlog form:

$$\text{Yangian Invariant} \rightarrow \prod_i d\log(\alpha_i), \quad (3.27)$$

where α_i correspond to functions of external data, Z_i^A , that are not necessarily rational. The α_i can be interpreted as “letters” of the Yangian invariant and correspond to singularities. Since we expect the branch points of N^k MHV amplitudes to match onto branch points of MHV amplitudes, we can therefore probe the symbol alphabet of MHV amplitudes by studying the α_i that appear in Yangian invariants associated with N^k MHV amplitudes. Starting at 11-point, we start to see irrational Yangian invariants that include *cubic* al-

gebraic letters. Therefore, we expect to find cluster algebraic functions that are cubic at 11-point.

The problem with cubic cluster algebraic functions is that it may not be possible to probe their associated asymptotic chambers using an $A_{1,1}$ subalgebra as in section 3.1. If at least one asymptotic chamber of a limiting ray can be approached by repeated mutations on an $A_{1,1}$ subalgebra, then the asymptotic symbol alphabet must consist of quadratic cluster algebraic letters. To see this, note that the generating function for cluster variables in an $A_{1,1}$ subalgebra always takes the form

$$G_{n>0}(t) = \frac{x_0 - x_{-1}\mathcal{F}t}{1 - \mathcal{P}t + \mathcal{F}t^2} = \sum_{n=0}^{\infty} x_n t^n, \quad (3.28)$$

where \mathcal{F} is some product of cluster variables outside the $A_{1,1}$ subalgebra. Taking limits of x_i generated by the above relation, such as

$$\lim_{i \rightarrow \infty} x_i / x_{i-1}, \quad (3.29)$$

will always generate a function that is either rational or quadratic, but not cubic. Since wall crossing mutations around limiting rays are always rational transformations, this means all \hat{y}_{γ_i} must be either rational or quadratic.¹⁶ Therefore, we must identify more general mutation sequences in order to approach asymptotic chambers associated with cubic algebraic functions. Such mutation sequences could correspond to generating functions with higher-order polynomials in the denominator, such that specific limits of x_i generate cubic cluster algebraic functions. We expect the methods and results in ref. [109] may be useful for pursuing this direction.

4 Degenerate scattering diagrams and tropicalization

We now study speculative truncations of \hat{y} -variables from the perspective of scattering diagrams. We will first motivate and define the notion of a degenerate scattering diagram, commenting on the specific connection to $\mathcal{N} = 4$ pSYM. Although we did not find a definite algorithm for truncating \hat{y} -variables, we did find that the notion of asymptotic chambers naturally emerges from degenerate scattering diagrams.

4.1 Scattering diagrams from tropicalization of the dual cluster algebra

In this section, we relate the g -vector fan to tropicalization of the *dual* cluster algebra. We then motivate degenerate fans using tropicalization arguments.

We now give a brief review of tropicalization. Since all elements of $\mathcal{O}(\mathcal{X})$ are positive Laurent polynomials where the minus operation never appears, we can consider the tropicalization of such functions. Tropicalization naturally emerges from studying the behavior

¹⁶There is a small loophole in this argument. If the asymptotic scattering diagram itself contains a limiting ray, one could take a doubly asymptotic limit as suggested at the end of section 3.1.3. However, it seems unlikely to us that such doubly asymptotic limits could generate cubic algebraic letters.

of geometric spaces at small (or large) values of their coordinates. For example, given a function $f(a_1, a_2, \dots, a_n)$, the tropical function is defined as

$$\text{Trop}[f(a_1, a_2, \dots, a_n)] = \lim_{\epsilon \rightarrow \infty} \frac{-1}{\epsilon} \log[f(e^{-\epsilon a_1}, e^{-\epsilon a_2}, \dots, e^{-\epsilon a_n})] . \quad (4.1)$$

The tropicalization of a function effectively amounts to the replacements

$$\begin{aligned} a \times b &\rightarrow a + b , \\ a + b &\rightarrow \min(a, b) , \\ 1 &\rightarrow 0 , \end{aligned} \quad (4.2)$$

where a and b now take values on a semifield. For example,

$$\begin{aligned} \text{Trop}[1 + x] &= \min(0, x) , \\ \text{Trop}[1 + x + xy] &= \min(0, x, x + y) . \end{aligned} \quad (4.3)$$

Tropicalization has many applications, ranging from mirror symmetry to intersection theory. We will now review one aspect of the connection with cluster algebras.

In our tropicalization arguments, we do not consider the $\mathcal{O}(\mathcal{X})$ associated with our initial principal quiver. Instead, we consider the *dual* principal quiver and the associated dual cluster algebra, \mathcal{X}^\vee . The dual principal quiver is given by the initial quiver except that we flip all arrows between mutable nodes. As an example, given the initial quiver

$$\begin{array}{ccc} y_1 & & y_2 \\ \downarrow & & \downarrow \\ x_1 & \longrightarrow & x_2 , \end{array}$$

the dual quiver is

$$\begin{array}{ccc} y_1^\vee & & y_2^\vee \\ \downarrow & & \downarrow \\ x_1^\vee & \longleftarrow & x_2^\vee . \end{array}$$

We now study $\mathcal{O}(\mathcal{X}^\vee)$. For example, in the case of the A_2 cluster algebra, $\mathcal{O}(\mathcal{X}^\vee)$ consists of

$$\begin{aligned} f_1 &= 1 + \hat{y}_1^\vee , \\ f_2 &= 1 + \hat{y}_2^\vee , \\ f_3 &= 1 + \hat{y}_2^\vee + \hat{y}_2^\vee \hat{y}_1^\vee . \end{aligned} \quad (4.4)$$

Any \hat{y} -variable in \mathcal{X}^\vee can be written as a product of functions in eq. (4.4) and \hat{y}_i^\vee .

The tropicalization of each $f \in \mathcal{O}(\mathcal{X}^\vee)$ defines a fan that splits \mathbb{Z}^N into regions where $\text{Trop}[f(\hat{y})]$ is constant. We simply state without proof that all such fans together give the scattering diagram in the finite case [42, 43, 72]. For example, again consider the A_2 cluster

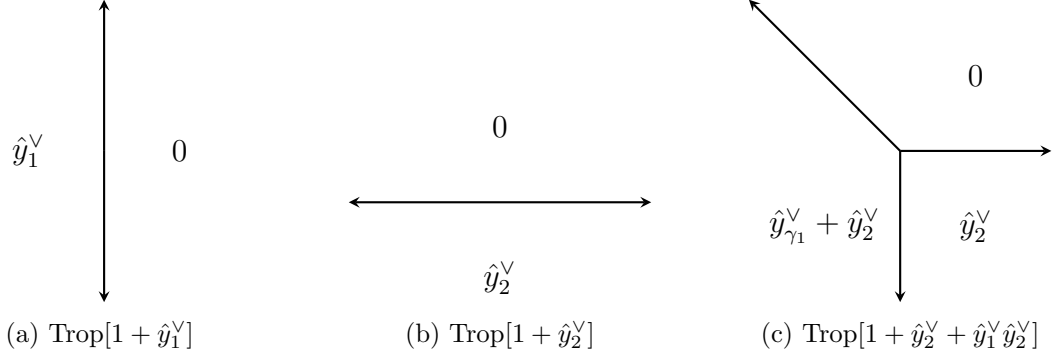


Figure 11. The fan associated with the tropicalization of functions in eq. (4.5).

algebra and the tropicalization of functions in eq. (4.4):

$$\begin{aligned}
 f_1 = 1 + \hat{y}_1^\vee &\rightarrow \text{Trop}[f_1] = \min(0, \hat{y}_1^\vee) , \\
 f_2 = 1 + \hat{y}_2^\vee &\rightarrow \text{Trop}[f_2] = \min(0, \hat{y}_2^\vee) , \\
 f_3 = 1 + \hat{y}_2^\vee + \hat{y}_1^\vee \hat{y}_2^\vee &\rightarrow \text{Trop}[f_3] = \min(0, \hat{y}_2^\vee, \hat{y}_1^\vee + \hat{y}_2^\vee) .
 \end{aligned} \tag{4.5}$$

The tropicalization of each f_i defines a fan in \mathbb{Z}^2 , which are given in fig. 12. In this example, one can immediately see that the combination of all fans defined by tropicalization of $f_i \in \mathcal{O}(\mathcal{X}^\vee)$ is equivalent to the scattering diagram for \mathcal{X} .¹⁷

We now motivate degenerate scattering diagrams. Suppose we do not tropicalize all regular functions in $\mathcal{O}(\mathcal{X}^\vee)$, but only a subset. For example, suppose we only considered the tropicalization of f_2 and f_3 in eq. (4.5). We would find only 4 walls in the scattering diagram. Naively, this does not correspond to a well-defined scattering diagram if we assume the walls are single cluster walls. However, one might conjecture that it corresponds to a *degenerate scattering diagram*, where certain walls are combined so certain chambers are inaccessible.

4.2 Degenerate scattering diagrams

We now introduce the notion of degenerate scattering diagrams to motivate this truncation. Suppose that we want to truncate some cones from the scattering diagram while keeping others. Rather we want to enforce certain conditions of the form: “If you cross wall A, you must also cross wall B and vice-versa.” This is a well-defined procedure if we combine walls in the scattering diagram. For example, again consider the scattering diagram associated with A_2 . Suppose we consider the fan derived by only tropicalizing f_3 and f_2 in eq. (4.5), leading to the degenerate fan in fig. 12b. We can derive this fan from a wall combination procedure by combining walls w_2 and w_3 in the full scattering diagram in fig. 12a. We can view this procedure as a “wall combination procedure” or “cone truncation” procedure. However, by combining walls, we lose several nice properties associated with the original scattering diagram. First, multiple functions are associated with a single degenerate wall,

¹⁷The relation between the scattering diagram of \mathcal{X} and $\mathcal{O}(\mathcal{X}^\vee)$ is easier to understand from a mirror symmetry perspective. \mathcal{X}^\vee is dual to \mathcal{X} under mirror symmetry [44].

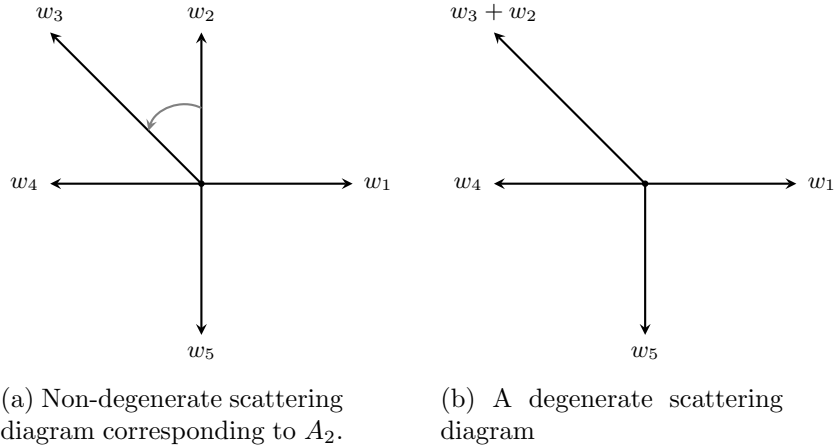


Figure 12. A demonstration of how to derive a degenerate scattering diagram from the non-degenerate scattering diagram for the A_2 cluster algebra.

so wall crossing across a degenerate wall takes the form:

$$\mu_{\gamma^\perp} \hat{y}_{\gamma_i} = \hat{y}_{\gamma_i} \prod_a f_a(\hat{y}_{\gamma_a^\perp})^{\langle \gamma_i, \gamma_a^\perp \rangle}. \quad (4.6)$$

Second, the functions f_a in eq. (4.6) change depending on whether you are mutating forward or backward across a degenerate wall. For instance, the functions associated with the degenerate wall in fig. 12b take the form:

$$\begin{aligned} \mu_{\gamma^\perp=(1,1)}^+ \hat{y}_{\gamma_i} &= \hat{y}_{\gamma_i} \left(1 + \frac{\hat{y}_{\gamma_1} \hat{y}_{\gamma_2}}{1 + \hat{y}_{\gamma_1}}\right)^{\langle \gamma_i, \gamma_2 \rangle} (1 + \hat{y}_{\gamma_1} + \hat{y}_{\gamma_1} \hat{y}_{\gamma_2})^{\langle \gamma_i, \gamma_1 \rangle}, \\ \mu_{\gamma^\perp=(1,1)}^- \hat{y}_{\gamma_i} &= \hat{y}_{\gamma_i} (1 + \hat{y}_{\gamma_1} \hat{y}_{\gamma_2})^{-\langle \gamma_i, \gamma_2 \rangle} (1 + \hat{y}_{\gamma_1} + \hat{y}_{\gamma_1} \hat{y}_{\gamma_2})^{-\langle \gamma_i, \gamma_1 \rangle}, \end{aligned} \quad (4.7)$$

where the $+(-)$ indicates if you going counter-clockwise (clockwise) around the scattering diagram.

Although the degenerate walls are useful for motivating asymptotic chambers, there is significant ambiguity in their construction. Primarily, given an arbitrary fan, we do not have a procedure for associating a unique degenerate scattering diagram to this fan. For example, again consider the fan in fig. 12. We could construct this fan by combining wall w_2 with walls w_3 or w_1 . Given only the fan, there is no canonical choice without additional input.

4.3 Asymptotic chambers from degenerate scattering diagrams

We now consider the above procedure when the number of cones is infinite. We work with the degenerate cluster polytope instead of the degenerate scattering diagram.¹⁸ Note that if one only tropicalizes a finite subset of $\mathcal{O}(\mathcal{X}^\vee)$, one often finds that the associated

¹⁸Working with the degenerate cluster polytope is purely for visualization purposes and contains equivalent combinatorial information to the degenerate scattering diagram. A review of the map is provided in appendix F.

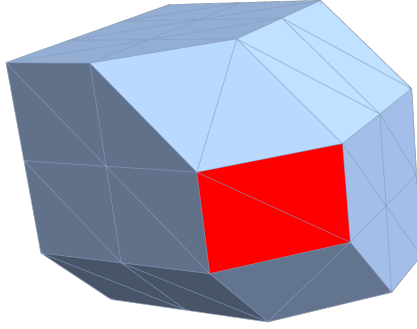


Figure 13. A degenerate cluster polytope of $A_{2,1}$ corresponding to the tropicalization of polynomials in eq. (4.8). The red facet corresponds to the limiting ray.

degenerate cluster polytope includes a facet corresponding to a limiting ray.¹⁹ For example, consider the following principle quiver:

$$\begin{array}{ccccccc}
 y_1 & \longrightarrow & x_1 & & & & \\
 & & \uparrow & \searrow & & & \\
 y_2 & \longrightarrow & x_2 & \longrightarrow & x_3 & \longleftarrow & y_3 ,
 \end{array}$$

which corresponds to the $A_{2,1}$ cluster algebra, and its dual quiver,

$$\begin{array}{ccccccc}
 y_1^\vee & \longrightarrow & x_1^\vee & & & & \\
 & & \downarrow & \swarrow & & & \\
 y_2^\vee & \longrightarrow & x_2^\vee & \longleftarrow & x_3^\vee & \longleftarrow & y_3^\vee .
 \end{array}$$

Now consider the tropicalization of the following subset of regular functions of $A_{2,1}^\vee$:

$$\begin{aligned}
 f_1 &= \hat{y}_1^\vee + 1 , \\
 f_2 &= \hat{y}_2^\vee + 1 , \\
 f_3 &= \hat{y}_3^\vee + 1 , \\
 f_4 &= \hat{y}_3^\vee \hat{y}_1^\vee + \hat{y}_3^\vee + 1 , \\
 f_5 &= \hat{y}_2^\vee \hat{y}_1^\vee + \hat{y}_1^\vee + 1 , \\
 f_6 &= \hat{y}_3^\vee \hat{y}_2^\vee + \hat{y}_3^\vee + 1 .
 \end{aligned} \tag{4.8}$$

The corresponding polytope is given in fig. 13, where the facet corresponding to the limiting ray is highlighted in red. We argue that the vertices containing this facet correspond to asymptotic chambers in the degenerate scattering diagram. Such a conjecture naturally explains the appearance of algebraic letters found at 8-point. Note that the facet associated with the limiting ray is not dual to the asymptotic scattering diagram given in section 3.1.1,

¹⁹In some sense, this facet would not appear if we tropicalized all functions in $\mathcal{O}(\mathcal{X}^\vee)$ as the facet would be pushed to infinity.

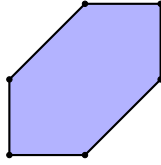


Figure 14. The dual polytope of the asymptotic scattering diagram in fig. 8. Each asymptotic chamber corresponds to a vertex and walls between asymptotic chambers correspond to 1-dim edges.

whose associated cluster polytope is given in fig. 14. This is because even the asymptotic scattering diagram is degenerate.²⁰

There have been several proposals for deriving degenerate scattering diagrams. Such proposals amount to choosing finite subsets of $\mathcal{O}(\mathcal{X}^\vee)$ to tropicalize. For example, the authors of ref. [32] proposed that the desirable subset of $\mathcal{O}(\mathcal{X}^\vee)$ corresponds to the smallest subset of minors closed under parity: $\langle i, i+1, j, j+1 \rangle$ and $\langle i, j-1, j, j+1 \rangle$. These functions can be identified with some subset of $\mathcal{O}(\mathcal{X}^\vee)$ using the “web-variables” originally given in ref. [110]. Several alternate subsets have been proposed [1, 32, 92, 111]. However, in contrast to our conjecture, which motivates a truncation of the clusters, these proposals argue for a truncation of the x -variables. In the finite case, the authors identify a subset of x -variables whose g -vectors are in bijection with facets of the degenerate cluster polytope and conjecture that this subset acts as a complete multiplicative basis for the desired \hat{y} -variables. In the infinite case, where facets corresponding to limiting rays appear, they conjecture the limiting rays correspond to cluster algebraic functions. It may turn out these conjectures are equivalent to our proposal. To make any definite conclusion, one would have to find a more precise procedure for isolating the correct degenerate scattering diagram, as the procedure provided here is still ambiguous.

5 Conclusion

The structure of scattering amplitudes beyond Feynman diagrams has undergone intense study in several contexts over the past 60 years. This program has been very successful at tree level, where numerous bottom-up approaches have almost completely circumvented the Lagrangian approach [12, 15, 16, 112–117]. However, a systematic understanding of how locality, causality and unitarity are precisely encoded at all orders in scattering amplitudes remains surprisingly elusive. Many approaches, ranging from topological strings on twistor space [118] to flat space holography [119–121], have given partial answers to this problem. For example, the infrared structure of scattering amplitudes is famously connected to the vacuum structure of the theory and asymptotic symmetries [122–125]. Recent research suggests that the underlying structure of scattering amplitudes is deeply connected to geometric and combinatorial notions such as total positivity and motives [5, 7, 33, 47, 49, 83]. The amplituhedron provides a precise geometric description of integrands in $\mathcal{N} = 4$

²⁰It seems that the facet associated with the limiting ray will always be degenerate unless you include F -polynomials associated with points on the limiting ray. These polynomials are not elements of $\mathcal{O}(\mathcal{X}^\vee)$ as they are not critically positive [32]. In our example, you need to include the F -polynomial associated with the generalization of \mathcal{P} in appendix C, even though \mathcal{P} is not an x -variable of the dual cluster algebra.

pSYM at all-loop orders. However, although the amplituhedron has led to many interesting results in the study of scattering amplitudes, it is a fundamentally perturbative description of the underlying physics. The ultimate goal of this program is a geometric description of the integrated all-loop amplitude independent of the chosen perturbation method, a “non-perturbative geometry” [32].

One possible manifestation of this non-perturbative geometry is the connection between boundaries of the positive kinematic region and logarithmic branch points of integrated MHV amplitudes in $\mathcal{N} = 4$ pSYM. This conjecture is more subtle than it initially appears due to ambiguities in the precise definition of the positive kinematic region, such as the chosen compactification. In this paper, we focused on studying the positive kinematic region of the MHV sector and proposed that scattering diagrams are a useful mathematical framework to study the boundary structure of the positive kinematic region. Furthermore, we developed the notion of asymptotic chambers to explain the appearance of algebraic letters in the symbol alphabet of MHV amplitudes. Interestingly, the asymptotic diagram approach provides manifestly rational relations for the asymptotic \hat{y}_γ -variables associated with the same limiting ray.

As a proof of concept, we used scattering diagrams to study the branch point structure of the 8-point MHV amplitude. Using the scattering diagram framework, we made a conjecture for all possible algebraic letters that could appear in the 8-point symbol alphabet. We confirmed that the algebraic letters found in explicit computations could be written as monomials of letters in our alphabet. We also developed the notion of degenerate scattering diagrams and commented on a possible truncation procedure for \hat{y} -variables, following the philosophy of refs. [1, 32, 92].

Our results are especially interesting in the context of the Landau equations [126, 127]. The Landau equations provide a direct link between the structure of the integrand and the branch points of the integrated amplitude. In particular, the branch points of amplitudes at high multiplicity and loop order have been calculated by applying the Landau equations to the amplituhedron [36, 37, 89]. However, although the Landau equations provide a non-trivial probe of the integrated amplitudes’ branch points, knowledge of the branch points is not enough to uniquely determine the symbol alphabet (see section 7 of ref. [36]). For example, although some letters in the alphabet may take the schematic form

$$\phi \sim \frac{f - \sqrt{\Delta'}}{f + \sqrt{\Delta'}} \quad (5.1)$$

where f and Δ' are rational functions of external kinematic data, the Landau equations only predict branch points of the form $\Delta' = 0$. This mismatch results from how the solution to the Landau equations corresponds to the algebraic branch cut from the square-root in ϕ_i instead of the full logarithmic branch point. A related mismatch also occurs for rational branch points. Similar to how cluster algebras provide the missing link between Landau singularities and the symbol alphabet at 6-point and 7-point, asymptotic chambers provide the missing link between the algebraic symbol alphabet and specific solutions to the Landau equations at 8-point. It has been argued that the branch points of $\mathcal{N} = 4$ pSYM associated with solutions to Landau equations are universal to all gauge theories. It




Figure 15. A degenerate cluster polytope of $A_{2,1}$ corresponding to the tropicalization of f_4 and f_5 in eq. (4.8) along with eq. (5.2).

would be interesting to understand whether the logarithmic branch points studied in this paper, which contain more information than the solutions to the Landau equations, retain any degree of universality.

The notion of degenerate scattering diagrams has applications beyond planar gauge theories, specifically higher loop integrands of ϕ^3 . However, it is instead the cluster polytope picture that is more interesting for studying higher loop integrands of ϕ^3 [128, 129] and generalized scattering amplitudes [130–136]. Both the higher loop integrands of ϕ^3 and generalized scattering amplitudes can be identified with the canonical rational function of the (degenerate) cluster polytopes discussed in section 4 [111]. Each vertex in the cluster polytope can be mapped to a specific Feynman diagram. However, multiple vertices correspond to the same Feynman diagram, and considering all vertices in the full cluster polytope generically overcounts certain Feynman diagrams. Therefore, it is instead more natural to consider degenerate cluster polytopes, where redundant vertices have been truncated. For example, the degenerate cluster polytope associated with $A_{2,1}$, fig. 15, is associated with the multi-trace, 1-loop 3-point integrand of ϕ^3 theory [129]. This degenerate polytope can be derived from the tropicalization of f_5 and f_6 in eq. (4.8) along with the polynomial

$$f_{\mathcal{P}} = 1 + \hat{y}_3^{\vee} + \hat{y}_1^{\vee} \hat{y}_2^{\vee} \hat{y}_3^{\vee} , \quad (5.2)$$

which is the F -polynomial of the generalization of \mathcal{P} in appendix C to $A_{2,1}$. Although the motivation for truncating the unwanted vertices is very different, the notion of truncating undesirable vertices (cones) from the degenerate cluster polytope (scattering diagram) is the same as section 4.

Finally, the notion of asymptotic chambers has applications outside of scattering amplitudes, such as studying coordinate systems of (higher) Teichmüller spaces. Specifically, when the cluster algebra corresponds to the (higher) Teichmüller space of a Riemann surface, one can identify cluster algebraic functions with Fenchel-Nielsen coordinates [100]. Non-trivial relations obeyed by Fenchel-Nielsen coordinates, and their generalizations, have been studied in the context of spectral networks [101, 102]. However, to our knowledge, no

one has systematically studied relations between Fenchel-Nielsen coordinates in the context of scattering diagrams and cluster mutations.

Since our core result is a general framework for approaching these questions rather than individual results, there are several future directions.

5.1 Future Directions

Gaining a More Systematic Understanding of Limiting Walls

The most obvious direction for future work is developing a more systematic understanding of limiting walls and their connection to algebraic letters. For example, proving the bound

$$0 < \hat{y}_{\gamma_{lim}^\perp} < 1, \quad (5.3)$$

holds in any asymptotic chamber would certainly be very interesting. However, even with eq. (5.3), it is unclear the notion of asymptotic chambers is always well defined. Alternatively, another interesting problem could be proving, or disproving, that the number of multiplicatively independent asymptotic letters associated with a limiting ray always is the number of intersecting walls plus the rank of the cluster algebra.

Algorithm for Finding All Asymptotic Chambers

A very practical direction for future work is the development of new algorithms for finding the \hat{y}_{γ_i} of more general asymptotic chambers. For instance, if one cannot identify an $A_{1,1}$ subalgebra, one would instead need to generalize the generating function method of appendix C to more general sequences of quivers. In addition to finding explicit expressions for $\hat{y}_{\gamma_i}^0$, one also needs to find all the walls that intersect the limiting ray. The algorithm in appendix D becomes highly inefficient for limiting rays in higher rank cluster algebras. Some possible approaches are: (1) calculating the walls using the tropicalization procedure in section 4.1, (2) developing some generalization of eq. (D.1) for asymptotic chambers, or (3) generalizing the causal diamond picture of refs. [128, 129].

Degenerate Scattering Diagrams

The discussion regarding degenerate scattering diagrams and truncated cones in section 4.3 was largely qualitative. Although the construction naturally motivated the notion of asymptotic chambers, it did not provide a concrete procedure for identifying the exact degenerate scattering diagram given the corresponding fan. A primary goal of future work would be developing the notion of canonical degenerate scattering diagrams, perhaps modifying the somewhat ad-hoc construction in section 4.2. Motivated by related results in refs. [136, 137], we note that understanding $f_i \in \mathcal{O}(\mathcal{X}^\vee)$, and not just their tropicalization, could be important for developing such a notion. One path is investigating the explicit calculations in ref. [90] that connect boundary points of $\overline{Gr(k, n)}/T$ to f_i using generalized scattering equations.

Finding Critically Positive Coordinates for $Gr_k(4, n)/T$

We focus on the positive kinematic region defined by $Gr_+(4, n)/T$ due to its connection

to logarithmic branch cuts of MHV amplitudes. However, the amplituhedron story naturally suggests the existence of alternate positive kinematic regions, $Gr_k(4, n)$, that are relevant for N^k MHV amplitudes [47]. These positive spaces are much more non-trivial than $Gr_+(4, n)$ and could be tied to the appearance of more general functions beyond the MHV sector, such as elliptic polylogarithms [49, 138–142]. It seems highly plausible that some notion of critically positive coordinates does generalize to these positive kinematic regions.

Positive Kinematic Region of More General Theories

One could also attempt to understand the significance of the positive kinematic region for more general theories. A prime target would be understanding the positive kinematic region associated with $\mathcal{N} = 4$ pSYM amplitudes on the Coulomb branch [143, 144], or more general massive theories [12, 145]. The kinematic space of these theories does not correspond to $\overline{Gr(4, n)/T}$ since external states are massive. Alternatively, one could try to understand the positive kinematic region of more general scalar theories, such as bi-fundamental ϕ^3 theory [146, 147] and ϕ^p theory [148–150].

The Positive Kinematic Region and (2, 2) Signature

Although the positive kinematic region exhibits remarkable properties and is intimately connected with the analytic structure of amplitudes, there is currently no physical explanation of its importance. However, instead of directly addressing the importance of the positive kinematic region, perhaps an easier preliminary question is the importance of (2, 2) signature. Using (2, 2) signature has often been viewed as a trick for removing ambiguities in certain computations due to the plethora of subtleties that emerge from trying to actually understand field theory dynamics in (2, 2) signature. However, there has been a recent revival in trying to systematically understand the behavior of theories in (3, 1) signature, most notably the development of light ray operators, which has led to several non-trivial results [151–157]. It would be interesting if such an analysis in (2, 2) signature could lead to similarly novel results.

Acknowledgments

AH would like to thank Nima Arkani-Hamed, Will Dana, Song He, Thomas Lam, Zhenjie Li, Lecheng Ren, Chi Zhang, and Peng Zhao for stimulating discussion. In addition, AH is grateful to an anonymous referee, Niklas Henke and Georgios Papathanasiou for their constructive comments on the draft. AH would like to especially thank Henriette Elvang for her continued support and comments. AH is supported in part by the US Department of Energy under Grant No. DESC0007859 and in part by a Leinweber Center for Theoretical Physics Graduate Fellowship.

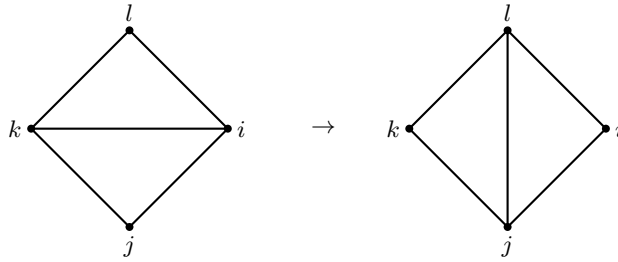


Figure 16. A visual representation of the plucker relations for $Gr(2, n)$.

A Introduction to cluster algebras

In this appendix, we give a brief introduction to cluster algebras [103, 158–160]. Thorough introductions are refs. [161–164], while those looking for a review that focuses on the connection with scattering amplitudes are referred to ref. [33]. Cluster algebras were initially motivated by the notion of total positivity. For example, one major motivating question was how much information is generically needed to prove that minors of a given matrix are positive. Due to non-linear relations between minors, this question quickly becomes very hard from a brute force approach of writing out all relations between minors and solving these polynomials directly. The advent of cluster algebras gave a different approach.

Suppose you are given a $2 \times n$ matrix and asked to find the minimal information needed to determine whether all 2×2 minors are positive. The problem is non-trivial due to quadratic relations between minors called plucker relations:

$$\frac{1}{\langle i, k \rangle} (\langle i, j \rangle \langle k, l \rangle + \langle i, l \rangle \langle j, k \rangle) = \langle j, l \rangle \quad i < j < k < l. \quad (\text{A.1})$$

A brute force approach would be to calculate *all* quadratic relations of the form eq. (A.1) at once and find some minimal subset directly. This computation would be problematic for even the best computers. We instead take a cluster algebra approach and find a preferred set of coordinates on the space of minors. To do so, we note that eq. (A.1) can be visually interpreted as a mutation on the triangulation of a 4-gon with edges, i, j, k, l , as visualized in fig. 16. Therefore, at $n = 4$, a natural set of preferred minors is

$$\langle 1, 2 \rangle, \langle 2, 3 \rangle, \langle 3, 4 \rangle, \langle 1, 4 \rangle, \langle 1, 3 \rangle. \quad (\text{A.2})$$

We can calculate the remaining coordinate, $\langle 2, 4 \rangle$, using eq. (A.1), interpreting eq. (A.1) as a mutation on the 4-gon. Going beyond $n = 4$, it is natural to start with coordinates that can be associated with the triangulation of an n -gon and interpret eq. (A.1) as a mutation on this triangulated n -gon, just as we did for the triangulated 4-gon. For example, consider $n = 5$ and the initial coordinates:

$$\langle 1, 2 \rangle, \langle 2, 3 \rangle, \langle 3, 4 \rangle, \langle 4, 5 \rangle, \langle 1, 5 \rangle, \langle 1, 3 \rangle, \langle 1, 4 \rangle \quad (\text{A.3})$$

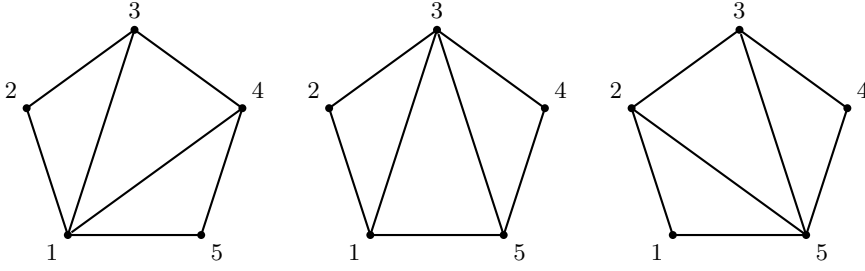


Figure 17. The first triangulation of the 5-gon corresponds to the parameterization in eq. (A.3). Each minor in eq. (A.3) corresponds to an edge. The remaining triangulated 5-gons correspond to the mutation pattern that leads to $\langle 2, 5 \rangle$.

which are associated with the first triangulation in fig. 17. Suppose we want to write $\langle 2, 5 \rangle$ in terms of our initial coordinates. We first perform a “mutation” on $\langle 1, 4 \rangle$, finding

$$\langle 3, 5 \rangle = \frac{1}{\langle 1, 4 \rangle} (\langle 1, 3 \rangle \langle 4, 5 \rangle + \langle 3, 4 \rangle \langle 1, 5 \rangle) \quad (\text{A.4})$$

and a new triangulation where $\langle 1, 4 \rangle$ is replaced with $\langle 3, 5 \rangle$. We then perform a mutation on $\langle 1, 3 \rangle$, finding

$$\langle 2, 5 \rangle = \frac{1}{\langle 1, 3 \rangle} (\langle 3, 5 \rangle \langle 1, 2 \rangle + \langle 2, 3 \rangle \langle 1, 5 \rangle) \quad (\text{A.5})$$

Therefore, assuming that all our initial minors in eq. (A.3) are positive, then $\langle 2, 5 \rangle$ must be positive as well. One can repeat the above calculation for any minor not in eq. (A.3), showing that all minors are positive if our initial minors in eq. (A.3) are positive. Note that we never mutate the edges that define the boundary of the n -gon. These are called frozen variables as they appear in the Plucker relations but do not themselves mutate.

The above discussion focuses on the positivity of a $Gr(2, n)$ matrix. However, we will ultimately be interested in $Gr(4, n)/T$, where T acts on individual columns by a re-scaling:

$$Z_i^A \rightarrow t_i Z_i^A . \quad (\text{A.6})$$

where i and A index the columns and rows respectively. Therefore, it is natural to consider the same question as above, except now for $Gr(2, n)/T$. Our minors, $\langle i, j \rangle$, are no longer suitable coordinates as they are not invariant under T . Instead, we must develop a new set of coordinates, \hat{y} -variables, for a given triangulation that are invariant under T transformations. Again consider the coordinates in eq. (A.3). Two natural combinations of minors invariant under T are

$$\hat{y}_1 = \frac{\langle 2, 3 \rangle \langle 1, 4 \rangle}{\langle 1, 2 \rangle \langle 3, 4 \rangle}, \quad \hat{y}_2 = \frac{\langle 3, 4 \rangle \langle 1, 5 \rangle}{\langle 1, 3 \rangle \langle 4, 5 \rangle} . \quad (\text{A.7})$$

These variables form a natural set of coordinates on the compactified space $\overline{Gr(2, n)/T}$. To see their importance, lets interpret $\overline{Gr(2, n)/T}$ as the positive region of some manifold. Each triangulation, with its own \hat{y}_i variables, corresponds to a different “corner” of

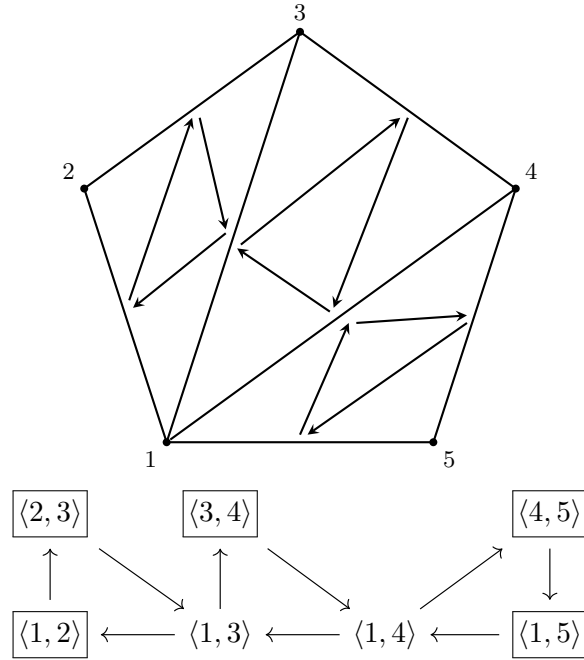


Figure 18. A triangulation of a 5-gon and its dual quiver representation. The boxed elements in the quiver correspond to frozen nodes.

$\overline{Gr(2,n)/T}$, as visualized for $n = 5$ in fig. 1.

The above strategy of finding an initial “cluster” of coordinates and developing a sequence of coordinate transforms turns out to be very versatile. Generalizing beyond $Gr(2,n)$, one can systematically develop the notion of a cluster algebra. Instead of a triangulation, we associate to each cluster a quiver with exchange matrix $B_{i,j}$:

$$B_{i,j} = \begin{cases} n & \text{if there are } n \text{ arrows from } i \text{ to } j \\ -n & \text{if there are } n \text{ arrows from } j \text{ to } i \\ 0 & \text{if there are no arrows between } j \text{ and } i \end{cases}. \quad (\text{A.8})$$

Each triangulation of an n -gon for $Gr(2,n)$ maps onto a triangulation in the following way

- Each edge in the n -gon triangulation corresponds to a node in the quiver. The edges corresponding to the boundary of the n -gon are frozen nodes that never mutate
- For each triangle in the n -gon triangulation, we draw a clock-wise orientated cycle in Q connecting the vertices associated with the bounding edges.

For example, a visualization of the quiver associated with the first triangulation in fig. 17 is given in fig. 18. Given a mutation, the minors generalizes to cluster variables that mutate as

$$\mu_k x_i = \begin{cases} \frac{1}{x_i} (\prod_{j \rightarrow i} x_j + \prod_{j \leftarrow i} x_j) & i = k \\ x_i & i \neq k \end{cases} \quad (\text{A.9})$$

If we perform a mutation on node k , the quiver, and corresponding exchange matrix, mutate according to the rules

- Reverse all arrows going in or out of k ,
- For each sub-path of the form $i \rightarrow k \rightarrow j$, add the arrow $i \rightarrow j$,
- Remove any two cycles that have formed.

One can explicitly check that eq. (A.9) and the preceding quiver mutation rules are a self consistent generalization of those given for $Gr(2, n)$. Finally, the \hat{y} coordinates also have a natural generalization as

$$\hat{y}_i = \prod_j x_j^{-B_{i,j}}, \quad (\text{A.10})$$

and mutate as

$$\mu_j \hat{y}_i = \begin{cases} \frac{1}{\hat{y}_i} & i = j \\ \hat{y}_i (1 + \hat{y}_j^{\text{Sign}(B_{i,j})})^{B_{i,j}} & i \neq j \end{cases}. \quad (\text{A.11})$$

We will denote the positive space parameterized by x_i coordinates as \mathcal{A} and the space parameterized by \hat{y}_i coordinates as \mathcal{X} . The relation between \mathcal{A} and \mathcal{X} is still under active research and not completely understood.

Cluster algebras have many remarkable properties, such as the Laurent phenomenon. The cluster variable of any quiver can be written as a Laurent polynomial of x_i of some initial cluster. For example, consider the cluster algebra associated with $Gr(2, 5)$. One can show that any $\langle i', j' \rangle$ can be written as a Laurent polynomial of $\langle i, j \rangle$ in eq. (A.3). To learn about other amazing properties of cluster algebras, the reader is referred to refs. [161, 162].

B Differentiating x -variables with frozen nodes

Like \hat{y} -variables, x -variables will also obey additional relations when there are fewer frozen nodes. To see this, again consider the A_3 cluster algebra with initial quiver:

$$x_1 \longrightarrow x_2 \longleftarrow x_3 .$$

Without any frozen nodes, all x -variables in the cluster algebra are

$$\left\{ x_1, \quad x_2, \quad x_3, \quad \frac{x_2 + 1}{x_1}, \quad \frac{x_1 x_3 + x_2^2 + 2x_2 + 1}{x_1 x_2 x_3}, \quad \frac{x_2 + 1}{x_3}, \quad \frac{x_1 x_3 + x_2 + 1}{x_1 x_2}, \quad \frac{x_1 x_3 + x_2 + 1}{x_2 x_3}, \quad \frac{x_1 x_3 + 1}{x_2} \right\}. \quad (\text{B.1})$$

The minimal multiplicative basis of the x -variables is rank 7:

$$\begin{aligned} & \{x_1, \quad x_2, \quad x_3 \\ & \quad x_2 + 1, \quad x_1x_3 + x_2^2 + 2x_2 + 1, \\ & \quad x_1x_3 + 1, \quad x_1x_3 + x_2 + 1\} . \end{aligned} \tag{B.2}$$

However, suppose we include the additional frozen node, z , so the initial quiver is now:

$$\begin{array}{ccccc} & z & & & \\ & \downarrow & \swarrow & & \\ x_1 & \longrightarrow & x_2 & \longleftarrow & x_3 . \end{array} \tag{B.3}$$

All x -variables in the cluster algebra are now

$$\begin{aligned} & \{z, \quad x_1, \quad x_2, \quad x_3 \\ & \quad \frac{x_2 + z}{x_1}, \quad \frac{x_1x_3z + zx_2^2 + (1 + z^2)x_2 + z}{x_1x_2x_3} \\ & \quad \frac{x_2z + 1}{x_3}, \quad \frac{x_1x_3z + x_2 + z}{x_1x_2} \\ & \quad \frac{x_1x_3 + x_2z + 1}{x_2x_3}, \quad \frac{x_1x_3 + 1}{x_2}\} , \end{aligned} \tag{B.4}$$

so the multiplicative basis for x -variables is now rank 10:

$$\begin{aligned} & \{z, \quad x_1, \quad x_2, \quad x_3, \\ & \quad x_2 + z, \quad x_1x_3z + zx_2^2 + (1 + z^2)x_2 + z, \\ & \quad x_1x_3 + 1, \quad x_1x_3z + x_2 + z, \\ & \quad x_2z + 1, \quad x_1x_3 + x_2z + 1\} . \end{aligned} \tag{B.5}$$

Comparing eqs. (B.1) and (B.4), one can clearly see that adding the frozen node, z , removes relations between the x -variables. Therefore, adding more frozen nodes disentangles the x -variables.

Remarkably, the frozen nodes of a principle quiver are enough to ensure that all the x -variables are maximally disentangled. To see this, note that the x -variables of a cluster algebra with *completely arbitrary frozen nodes* can be always be written in the form,

$$x = x^{\vec{g}}F(\hat{y}_i) \times (\text{monomial of frozen variables}) , \tag{B.6}$$

where \vec{g} and $F(\hat{y}_i)$ are defined in eq. (2.3). The exact formula for computing the monomial of frozen x -variables is unimportant for our purposes and the reader is referred to appendix B of ref. [92] for details. From eq. (B.6), we see that the x -variable of a cluster algebra with arbitrary frozen nodes is the same as the x -variable of cluster algebra with a principal quiver up to a monomial of frozen x -variables. Therefore, one multiplicative basis of the \hat{y} -variables of a cluster algebra with arbitrary frozen nodes is the multiplicative basis of \hat{y} -

variables of a cluster algebra with a principal quiver in addition to all the frozen x -variables.

To see this result explicitly, again consider the A_3 cluster algebra. We now consider a cluster algebra with the principal quiver:

$$\begin{array}{ccccc} & y_1 & & y_2 & & y_3 & \\ & \downarrow & & \downarrow & & \downarrow & \\ x_1 & \longrightarrow & x_2 & \longleftarrow & x_3 & . & \end{array}$$

A complete basis of all F -polynomials is

$$\begin{aligned} f_1 &= 1 + \hat{y}_1 , \\ f_2 &= 1 + \hat{y}_2 , \\ f_3 &= 1 + \hat{y}_3 , \\ f_4 &= 1 + \hat{y}_1 + \hat{y}_1 \hat{y}_2 , \\ f_5 &= 1 + \hat{y}_3 + \hat{y}_3 \hat{y}_2 , \\ f_6 &= 1 + \hat{y}_1 + \hat{y}_3 + \hat{y}_3 \hat{y}_1 + \hat{y}_3 \hat{y}_2 \hat{y}_1 . \end{aligned} \tag{B.7}$$

We can now apply the basis in eq. (B.7) to the quiver in (B.3), where

$$\hat{y}_1 = \frac{z}{x_2}, \quad \hat{y}_2 = x_1 x_3, \quad \hat{y}_3 = \frac{1}{z x_2} . \tag{B.8}$$

Substituting eq. (B.8) into eq. (B.7) and including the x -variables of the initial quiver in (B.3) yields the multiplicative basis

$$\begin{aligned} &\{z, x_1, x_2, x_3 , \\ f_1 &= \frac{x_2 + z}{x_2} , \\ f_2 &= x_1 x_3 + 1 , \\ f_3 &= \frac{z x_2 + 1}{z x_2} , \\ f_4 &= \frac{x_1 x_3 z + x_2 + z}{x_2} , \\ f_5 &= \frac{x_1 x_3 + x_2 z + 1}{z x_2} , \\ f_6 &= \frac{z x_1 x_3 + z x_2^2 + (1 + z^2) x_2 + z}{z x_2^2} \} . \end{aligned} \tag{B.9}$$

Eq. (B.9) corresponds to a complete multiplicative basis for the x -variables in eq. (B.4). A complete multiplicative basis for the \hat{y} -variables consists of the f_i in eq. (B.9), the \hat{y}_i in eq. (B.8) and z .

We can solve eq. (C.3) by first writing down the associated generating function:

$$G_{i>0}(t) = \frac{x_0 - x_{-1}\mathcal{F}t}{1 - \mathcal{P}t + \mathcal{F}t^2} = \sum_{n=0}^{\infty} x_i t^n \quad (\text{C.4})$$

and then finding a closed-form expression for the derivatives of $G_{n>0}(t)$:

$$\begin{aligned} x_i &= \frac{1}{2^{i+2}} [(x_{-1} + B_+ \sqrt{\Delta})(\mathcal{P} + \sqrt{\Delta})^{i+1} + (x_{-1} - B_+ \sqrt{\Delta})(\mathcal{P} - \sqrt{\Delta})^{i+1}] , \\ B_+ &= \frac{2x_0 - x_{-1}\mathcal{P}}{\Delta} , \\ \Delta &= \mathcal{P}^2 - 4\mathcal{F} . \end{aligned} \quad (\text{C.5})$$

Using our closed form expressions for x_i in eq. (C.5), it is trivial to calculate closed form expressions for \hat{y}_i after $2n$ mutations:

$$\hat{y}_{2n-1} = y_0^{2n} y_{-1}^{2n+1} x_{2n}^{-2}, \quad \hat{y}_{2n} = y_0^{1-2n} y_{-1}^{-2n} x_{2n-1}^2 . \quad (\text{C.6})$$

D Algorithm for finding asymptotic chambers from $A_{1,1}$ subalgebra

We now outline a search algorithm we used to find the asymptotic chambers associated with a limiting ray. In normal search algorithms for finite cluster algebras, one performs sequences of mutations until one finds all the cones in the fan, defining a cone by its associated g -vectors. This method does not work well for infinite cluster algebras where there are an infinite number of cones, even asymptotically close to the limiting ray. We partially circumvented this issue by defining a new equivalence class of cones arbitrarily close to the limiting ray called *pre-asymptotic* chambers.

We first mutate the initial quiver until we find a quiver containing an $A_{1,1}$ subalgebra:

$$x_i \rightrightarrows x_j ,$$

which we define as the principal quiver. To calculate the g -vectors and walls of adjacent cones, we use the g -vector mutation formula originally derived in ref. [103]:

$$\mu_k \vec{g}_i = \begin{cases} \vec{g}_i & \text{if } i \neq k \\ -\vec{g}_i + \sum_{m=1}^N [B_{m,k}]_+ \vec{g}_m - \sum_{m=1}^N [B_{N+m,k}]_+ \vec{b}_m & \text{if } i = k \end{cases} , \quad (\text{D.1})$$

where $[x]_+ = \max(x, 0)$ and \vec{b}_m is column m of the initial $B_{i,j}$ matrix. This formula can be derived by combining eq. (A.9) in appendix A,

$$\mu_k x_i = \begin{cases} \frac{1}{x_i} (\prod_{j \rightarrow i} x_j + \prod_{j \leftarrow i} x_j) & i = k \\ x_i & i \neq k \end{cases} , \quad (\text{D.2})$$

with eq. (2.3) in section 2.1:

$$x = x^{\vec{g}} F(\hat{y}_i), \quad x^{\vec{g}} = \prod_i x_i^{g_i} . \quad (\text{D.3})$$

This allowed us to compute the g -vectors of adjacent cones in the g -vector fan very efficiently. Using eq. (D.1), we calculated the g -vectors of cones associated with repeated mutations on nodes x_i and x_j . The g -vectors of the x_i and x_j nodes asymptotically approached a limiting ray, \vec{g}_{lim} . In principle, we could now perform a brute force search, performing random mutations asymptotically close to the limiting ray until we found no new walls intersecting the limiting ray. However, this approach would be highly inefficient as there are always an infinite number of cones asymptotically close to the limiting ray. Although we did perform a brute-force search, we partially streamlined the algorithm by defining a new equivalence class of cones: pre-asymptotic chambers.

Consider the schematic scattering diagram in fig. 7, which corresponds to the $A_{2,1}$ cluster algebra. Suppose we mutate to one of the cones in the sequence that approaches the asymptotic chamber C_1 . Mutating across an asymptotic wall toward or away from the limiting ray does not give us any new information. In some sense, the sequence of cones approaching C_1 are equivalent, and therefore redundant, for the purposes of trying to find walls intersecting the limiting ray. We wish to find some criterion that allows us to avoid mutating into these redundant cones. To see what this criterion should be, we first note that the sequence of g -vectors along the black cluster wall generically obey the relation

$$\vec{g}(x_n) - \vec{g}(x_{n-1}) = \vec{g}_{lim} . \quad (\text{D.4})$$

Therefore, it is natural to consider the projection of the g -vectors onto the hyperplane perpendicular to the limiting ray, such that

$$\mathbf{P}_\perp(\vec{g}(x_n) - \vec{g}(x_{n-1})) = \mathbf{P}_\perp \vec{g}_{lim} = \vec{0} . \quad (\text{D.5})$$

If we define equivalence classes of cones by considering the projection of their g -vectors, not the g -vectors themselves, the sequence of cones approaching C_1 correspond to the same cone under this projection. This is true for the sequences of cones approaching C_3 , C_4 , and C_6 as well. For C_2 and C_5 , we find two classes of cone upon taking the projection. To see why, let us focus on C_2 . Denoting the projection of the g -vectors on the two bordering cluster walls as g_a and g_b , the two classes of cones are defined by the sets $\{g_a, g_a, g_b\}$ and $\{g_a, g_b, g_b\}$. Turning to more general cluster algebras, we define pre-asymptotic chambers as the equivalence classes of cones defined by the projection of g -vectors onto the hyperplane perpendicular to the limiting ray. Certain infinite sequences of cones approaching the same asymptotic chamber correspond to the same equivalence class under this projection.

Using pre-asymptotic chambers does not completely remove undesirable redundancies, because a single asymptotic chamber can correspond to multiple pre-asymptotic chambers. This redundancy is not a problem for lower rank cluster algebras where the number of pre-asymptotic chambers is small and finite. For the asymptotic scattering diagrams of $A_{2,1}$ and

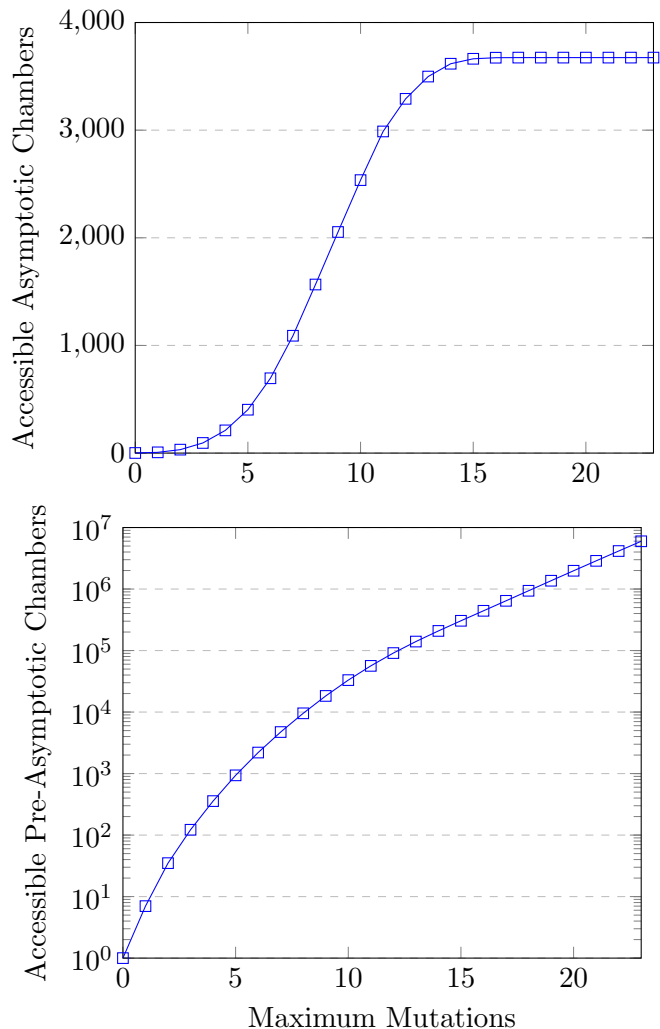


Figure 19. Number of accessible asymptotic and pre-asymptotic chambers after a maximum of X mutations from the initial pre-asymptotic chamber. Note that we are only considering (pre-)asymptotic chambers on one side on the limiting wall.

$A_{2,2}$, one can prove that the number of asymptotic chambers is finite simply by showing that the number of pre-asymptotic chambers is finite. However, for $\overline{Gr(4,8)/T}$, we found that the number of pre-asymptotic chambers is infinite, or so large it is effectively infinite, while the number of asymptotic chambers is finite. If the number of pre-asymptotic chambers is infinite, brute force mutation procedures cannot prove that you have found all asymptotic chambers. Instead, one must perform mutations on pre-asymptotic chambers until no new asymptotic chambers appear after a large number of mutations. Specifically, we found that all the discovered asymptotic chambers were within 18 mutations of our initial pre-asymptotic chamber and checked all pre-asymptotic chambers within 23 mutations of our initial pre-asymptotic chamber. Fig. 19 is a plot of the number of asymptotic and pre-asymptotic chambers, Y , accessible after a maximum of X mutations on the initial pre-asymptotic chamber given in section 3.2.

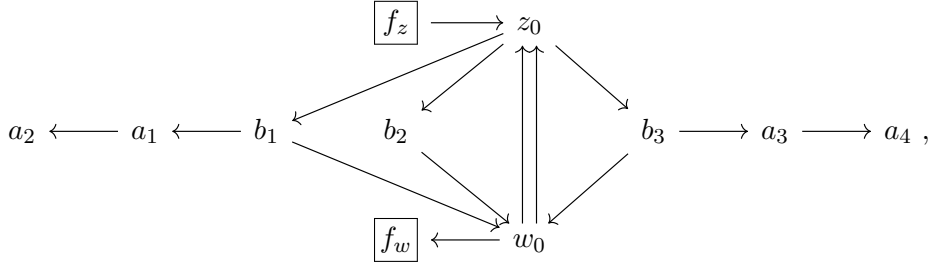
The final subtlety to consider is that we found only a subset of the asymptotic chambers when we performed our initial search of pre-asymptotic chambers asymptotically close to the limiting ray. We could not find all pre-asymptotic chambers from a single search because we cannot use the mutation rule in eq. (D.1) to mutate across limiting walls. Fortunately, the asymptotic scattering diagram studied in section 3.2 has only one limiting wall. We can check how many limiting walls appear by studying the asymptotic walls that appear in our brute force search. For a limiting wall to appear, asymptotic walls almost parallel the limiting wall should appear during the brute force search of cones asymptotically close to the limiting ray. However, all asymptotic walls that appeared in the $\overline{Gr(4,8)}/T$ search were asymptotically parallel to the same limiting wall,

$$\gamma_{lim}^\perp = (1, 0, 0, 0, 0, 0, 0, 0, 1) . \quad (D.6)$$

We subsequently assumed that only one limiting wall appears in the asymptotic scattering diagram. Furthermore, we found that the limiting wall fully divides the asymptotic scattering diagram. In other words, there is no “short-cut” around the limiting wall. Therefore, we performed two searches of the pre-asymptotic chambers, one on each side of the limiting wall.

E Comparison to the origin clusters of ref. [1]

In this appendix, we compare our techniques and results to those of ref. [1]. The general computation strategy of ref. [1] revolved around studying clusters with quivers of the form



where we have suppressed all frozen variables disconnected from the $A_{1,1}$ subalgebra. Such clusters were called origin clusters. The authors then used the generating function of the $A_{1,1}$ subalgebra in eq. (C.5) to motivate three algebraic functions:

$$\frac{w_0 - B_w \sqrt{\Delta}}{w_0 + B_w \sqrt{\Delta}}, \quad \frac{z_0 - B_z \sqrt{\Delta}}{z_0 + B_z \sqrt{\Delta}}, \quad \frac{\mathcal{P} - \sqrt{\Delta}}{\mathcal{P} + \sqrt{\Delta}}, \quad (E.1)$$

where

$$z_1 = \frac{b_1 b_2 b_3 - f_w z_0^2}{w_0}, \quad w_1 = \frac{b_1 b_2 b_3 - f_z w_0^2}{z_0},$$

$$B_w = \frac{2w_1 - w_0 \mathcal{P}}{\Delta}, \quad B_z = \frac{2z_1 - z_0 \mathcal{P}}{\Delta}, \quad (E.2)$$

$$\mathcal{P} = \frac{f_z w_0 + z_1}{z_0}, \quad \Delta = \mathcal{P}^2 - 4f_w f_z.$$

The multiplicative functions in eq. (E.1) are simply an alternative multiplicative basis for the $\hat{y}_{\gamma_i}^\pm$ of the $A_{1,1}$ subalgebra found in section 2.3. The authors ultimately studied 32 origin clusters for each limiting ray apparently relevant for $\mathcal{N} = 4$ pSYM.

Including the rational x -variables associated with the origin cluster, this method ultimately yields a multiplicative basis for the $\hat{y}_{\gamma_i}^0$ of the two asymptotic chambers associated with each origin cluster. Mutating $w_0(z_0)$ first leads to the first (second) asymptotic chamber after an infinite number of mutations on the $A_{1,1}$ subalgebra. Notably, this technique only allows one to probe the $\hat{y}_{\gamma_i}^0$ of asymptotic chambers adjacent to a limiting wall. To see this, note that the generalized mutation identified in section 2.3 applies to the $A_{1,1}$ subalgebra when asymptotically close to the limiting ray. Since a generalized mutation corresponds to a limiting wall, the asymptotic chamber must be adjacent to a limiting wall. However, many asymptotic chambers are not adjacent to a limiting wall. For example, consider the asymptotic scattering diagram in fig. 8, which is associated with the limiting ray of the $A_{2,1}$ cluster algebra. There are two asymptotic chambers, C_2 and C_5 , that are not adjacent to the limiting wall. To probe the $\hat{y}_{\gamma_i}^0$ of such asymptotic chambers, one must either find a generating function for the sequences of cones that do not explicitly contain an $A_{1,1}$ subalgebra or use the wall-crossing techniques developed in this paper. Excluding these asymptotic chambers when calculating the multiplicative basis for \hat{y}_{γ_i} leads to a truncated asymptotic symbol alphabet. For example, excluding asymptotic chambers C_2 and C_5 of $A_{2,1}$ leads to the truncated alphabet,

$$\hat{y}_{\gamma_1}^0, \hat{y}_{\gamma_2}^0, \hat{y}_{\gamma_3}^0, \frac{1 + \hat{y}_{\gamma_1}^0 \hat{y}_{\gamma_2}^0 \hat{y}_{\gamma_3}^0}{1 + \hat{y}_{\gamma_1}^0}, 1 - \hat{y}_{\gamma_2}^0 \hat{y}_{\gamma_3}^0, \quad (\text{E.3})$$

in comparison to the full alphabet in eq. (3.8).

Interestingly, the \hat{y}_{γ_i} of asymptotic chambers adjacent to the limiting wall are enough to derive the algebraic letters that have appeared in explicit computations. Rather, the known 18 algebraic letters that appear in the 8-point 2-loop NMHV amplitude are monomials of algebraic variables in the form of eq. (E.1). However, there is no obvious reason why additional algebraic letters could not appear at higher loop orders.

F Review: cluster polytopes

Instead of investigating the scattering diagram, much research has focused on a closely related object, *the cluster polytope*. Every scattering diagram is dual to a polytope where vertices correspond to cones, facets to g -vectors, and edges to walls. More concretely, one can define a polytope using facet vectors:

$$\{Y \in \mathbb{P}^N \mid Y \cdot W_i \geq 0 \text{ for all } i\}. \quad (\text{F.1})$$

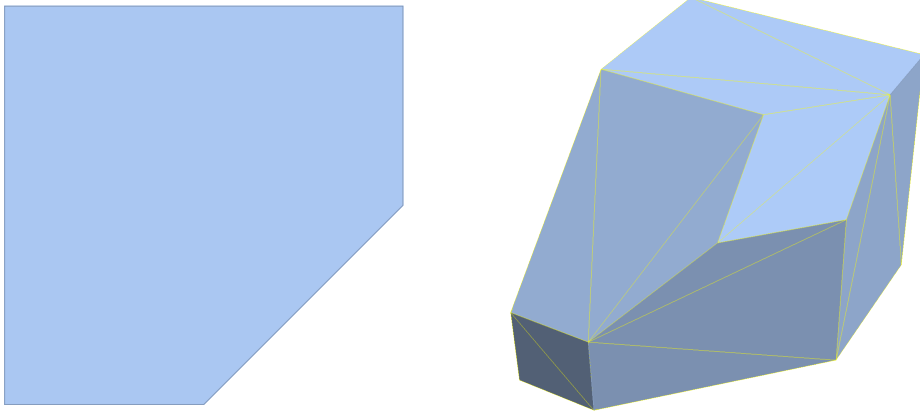


Figure 20. Cluster polytopes corresponding to A_2 (left) and A_3 (right).

For a cluster polytope, the facet vectors, W_i , match onto the g -vectors

$$W_i = (c_i, \vec{g}_i) \tag{F.2}$$

where the constants, c_i , are chosen such that the polytope has the correct vertex and facet structure. As an example, fig. 20 shows the cluster polytopes associated with A_2 and A_3 [111]. The fan and polytope interpretation are equivalent and simply correspond to different visualizations of the same combinatorial data.

Given a set of tropical functions, f_i , an obvious question is how to derive the cluster polytope associated with the corresponding fan without calculating all the c_i in eq. (F.2). The answer is remarkably simple. For each f_i , we associate a corresponding polytope, P_i , by taking the convex hull of exponent vectors for each term. As an example, consider the following Laurent polynomials,

$$\begin{aligned} f_1 &= 1 + x \rightarrow \{(0, 0), (0, 1)\} \\ f_2 &= 1 + x + xy \rightarrow \{(0, 0), (0, 1), (1, 1)\} , \end{aligned} \tag{F.3}$$

where we have listed the vertices of the corresponding polytopes. We then consider the Minkowski sum of all such polytopes. Alternatively, we simply take the product of all such f_i and find the associated P using the same procedure

$$f_1 f_2 = (1 + x)(1 + x + xy) \rightarrow \{(0, 0), (1, 0), (1, 1), (2, 0), (2, 1)\} . \tag{F.4}$$

A proof of this procedure is provided in ref. [7].

References

- [1] J. Drummond, J. Foster, O. Gürdogan and C. Kalousios, *Algebraic singularities of scattering amplitudes from tropical geometry*, *JHEP* **04** (2021) 002, [[1912.08217](#)].
- [2] Z. Bern, J. J. M. Carrasco and H. Johansson, *Perturbative Quantum Gravity as a Double Copy of Gauge Theory*, *Phys. Rev. Lett.* **105** (2010) 061602, [[1004.0476](#)].

- [3] Z. Bern, J. J. Carrasco, M. Chiodaroli, H. Johansson and R. Roiban, *The Duality Between Color and Kinematics and its Applications*, [1909.01358](#).
- [4] Z. Bern, C. Cheung, R. Roiban, C.-H. Shen, M. P. Solon and M. Zeng, *Black Hole Binary Dynamics from the Double Copy and Effective Theory*, *JHEP* **10** (2019) 206, [[1908.01493](#)].
- [5] N. Arkani-Hamed, Y. Bai, S. He and G. Yan, *Scattering Forms and the Positive Geometry of Kinematics, Color and the Worldsheet*, *JHEP* **05** (2018) 096, [[1711.09102](#)].
- [6] N. Arkani-Hamed, Y. Bai and T. Lam, *Positive Geometries and Canonical Forms*, *JHEP* **11** (2017) 039, [[1703.04541](#)].
- [7] N. Arkani-Hamed, S. He and T. Lam, *Stringy canonical forms*, *JHEP* **02** (2021) 069, [[1912.08707](#)].
- [8] S. Mizera, *Scattering Amplitudes from Intersection Theory*, *Phys. Rev. Lett.* **120** (2018) 141602, [[1711.00469](#)].
- [9] P. Mastrolia and S. Mizera, *Feynman Integrals and Intersection Theory*, *JHEP* **02** (2019) 139, [[1810.03818](#)].
- [10] S. Mizera, *Status of Intersection Theory and Feynman Integrals*, [2002.10476](#).
- [11] H. Elvang and Y.-t. Huang, *Scattering Amplitudes*, [1308.1697](#).
- [12] N. Arkani-Hamed, T.-C. Huang and Y.-t. Huang, *Scattering Amplitudes For All Masses and Spins*, [1709.04891](#).
- [13] M.-Z. Chung, Y.-T. Huang, J.-W. Kim and S. Lee, *The simplest massive S-matrix: from minimal coupling to Black Holes*, *JHEP* **04** (2019) 156, [[1812.08752](#)].
- [14] D. Chicherin, J. M. Henn and G. Papathanasiou, *Cluster algebras for Feynman integrals*, *Phys. Rev. Lett.* **126** (2021) 091603, [[2012.12285](#)].
- [15] H. Elvang, *Bootstrap and Amplitudes: A Hike in the Landscape of Quantum Field Theory*, [2007.08436](#).
- [16] H. Elvang, M. Haddjantonis, C. R. Jones and S. Paranjape, *Soft Bootstrap and Supersymmetry*, *JHEP* **01** (2019) 195, [[1806.06079](#)].
- [17] Z. Bern, A. Luna, R. Roiban, C.-H. Shen and M. Zeng, *Spinning Black Hole Binary Dynamics, Scattering Amplitudes and Effective Field Theory*, [2005.03071](#).
- [18] J. Trnka, *Towards the Gravituhedron: New Expressions for NMHV Gravity Amplitudes*, *JHEP* **04** (2021) 253, [[2012.15780](#)].
- [19] Z. Bern and Y.-t. Huang, *Basics of Generalized Unitarity*, *J. Phys. A* **44** (2011) 454003, [[1103.1869](#)].
- [20] J. L. Bourjaily, E. Herrmann and J. Trnka, *Prescriptive Unitarity*, *JHEP* **06** (2017) 059, [[1704.05460](#)].
- [21] J. L. Bourjaily, E. Herrmann, C. Langer, A. J. McLeod and J. Trnka, *Prescriptive Unitarity for Non-Planar Six-Particle Amplitudes at Two Loops*, *JHEP* **12** (2019) 073, [[1909.09131](#)].
- [22] A. Adams, N. Arkani-Hamed, S. Dubovsky, A. Nicolis and R. Rattazzi, *Causality, analyticity and an IR obstruction to UV completion*, *JHEP* **10** (2006) 014, [[hep-th/0602178](#)].
- [23] X. O. Camanho, J. D. Edelstein, J. Maldacena and A. Zhiboedov, *Causality Constraints on Corrections to the Graviton Three-Point Coupling*, *JHEP* **02** (2016) 020, [[1407.5597](#)].

- [24] N. Arkani-Hamed, T.-C. Huang and Y.-T. Huang, *The EFT-Hedron*, *JHEP* **05** (2021) 259, [[2012.15849](#)].
- [25] S. Caron-Huot and V. Van Duong, *Extremal Effective Field Theories*, *JHEP* **05** (2021) 280, [[2011.02957](#)].
- [26] T. Trott, *Causality, Unitarity and Symmetry in Effective Field Theory*, [2011.10058](#).
- [27] J. Drummond, J. Foster and O. Gürdoğan, *Cluster Adjacency Properties of Scattering Amplitudes in $N = 4$ Supersymmetric Yang-Mills Theory*, *Phys. Rev. Lett.* **120** (2018) 161601, [[1710.10953](#)].
- [28] J. Drummond, J. Foster and O. Gurdogan, *Cluster adjacency beyond MHV*, *JHEP* **03** (2019) 086, [[1810.08149](#)].
- [29] J. L. Bourjaily, H. Hannesdottir, A. J. McLeod, M. D. Schwartz and C. Vergu, *Sequential Discontinuities of Feynman Integrals and the Monodromy Group*, [2007.13747](#).
- [30] L. F. Alday, D. Gaiotto and J. Maldacena, *Thermodynamic Bubble Ansatz*, *JHEP* **09** (2011) 032, [[0911.4708](#)].
- [31] S. Caron-Huot, L. J. Dixon, J. M. Drummond, F. Dulat, J. Foster, O. Gürdoğan et al., *The Steinmann Cluster Bootstrap for $N = 4$ Super Yang-Mills Amplitudes*, *PoS CORFU2019* (2020) 003, [[2005.06735](#)].
- [32] N. Arkani-Hamed, T. Lam and M. Spradlin, *Non-perturbative geometries for planar $\mathcal{N} = 4$ SYM amplitudes*, [1912.08222](#).
- [33] J. Golden, A. B. Goncharov, M. Spradlin, C. Vergu and A. Volovich, *Motivic Amplitudes and Cluster Coordinates*, *JHEP* **01** (2014) 091, [[1305.1617](#)].
- [34] J. Golden and M. Spradlin, *The differential of all two-loop MHV amplitudes in $\mathcal{N} = 4$ Yang-Mills theory*, *JHEP* **09** (2013) 111, [[1306.1833](#)].
- [35] J. Golden, M. F. Paulos, M. Spradlin and A. Volovich, *Cluster Polylogarithms for Scattering Amplitudes*, *J. Phys. A* **47** (2014) 474005, [[1401.6446](#)].
- [36] I. Prlina, M. Spradlin, J. Stankowicz, S. Stanojevic and A. Volovich, *All-Helicity Symbol Alphabets from Unwound Amplituhedra*, *JHEP* **05** (2018) 159, [[1711.11507](#)].
- [37] I. Prlina, M. Spradlin, J. Stankowicz and S. Stanojevic, *Boundaries of Amplituhedra and NMHV Symbol Alphabets at Two Loops*, *JHEP* **04** (2018) 049, [[1712.08049](#)].
- [38] S. He, Z. Li and C. Zhang, *Two-loop Octagons, Algebraic Letters and \bar{Q} Equations*, *Phys. Rev. D* **101** (2020) 061701, [[1911.01290](#)].
- [39] M. Kontsevich and Y. Soibelman, *Wall-crossing structures in Donaldson-Thomas invariants, integrable systems and Mirror Symmetry*, *Lect. Notes Union. Mat. Ital.* **15** (2014) 197–308, [[1303.3253](#)].
- [40] M. Gross and B. Siebert, *From real affine geometry to complex geometry*, *arXiv Mathematics e-prints* (Mar., 2007) math/0703822, [[math/0703822](#)].
- [41] M. Kontsevich and Y. Soibelman, *Affine structures and non-archimedean analytic spaces*, *arXiv Mathematics e-prints* (June, 2004) math/0406564, [[math/0406564](#)].
- [42] N. Reading, *A combinatorial approach to scattering diagrams*, *arXiv e-prints* (June, 2018) arXiv:1806.05094, [[1806.05094](#)].
- [43] N. Reading, *Scattering fans*, *arXiv e-prints* (Dec., 2017) arXiv:1712.06968, [[1712.06968](#)].

- [44] M. Gross, P. Hacking, S. Keel and M. Kontsevich, *Canonical bases for cluster algebras*, *arXiv e-prints* (Nov., 2014) arXiv:1411.1394, [[1411.1394](#)].
- [45] I. Prlina, M. Spradlin and S. Stanojevic, *All-loop singularities of scattering amplitudes in massless planar theories*, *Phys. Rev. Lett.* **121** (2018) 081601, [[1805.11617](#)].
- [46] N. Arkani-Hamed and J. Trnka, *The Amplituhedron*, *JHEP* **10** (2014) 030, [[1312.2007](#)].
- [47] N. Arkani-Hamed, H. Thomas and J. Trnka, *Unwinding the Amplituhedron in Binary*, *JHEP* **01** (2018) 016, [[1704.05069](#)].
- [48] E. Herrmann, C. Langer, J. Trnka and M. Zheng, *Positive geometry, local triangulations, and the dual of the Amplituhedron*, *JHEP* **01** (2021) 035, [[2009.05607](#)].
- [49] N. Arkani-Hamed, J. L. Bourjaily, F. Cachazo, A. B. Goncharov, A. Postnikov and J. Trnka, *Grassmannian Geometry of Scattering Amplitudes*. Cambridge University Press, 2016, [10.1017/CBO9781316091548](#).
- [50] R. Kojima and C. Langer, *Sign Flip Triangulations of the Amplituhedron*, *JHEP* **05** (2020) 121, [[2001.06473](#)].
- [51] C. Anastasiou, Z. Bern, L. J. Dixon and D. Kosower, *Planar amplitudes in maximally supersymmetric Yang-Mills theory*, *Phys. Rev. Lett.* **91** (2003) 251602, [[hep-th/0309040](#)].
- [52] Z. Bern, L. J. Dixon and V. A. Smirnov, *Iteration of planar amplitudes in maximally supersymmetric Yang-Mills theory at three loops and beyond*, *Phys. Rev. D* **72** (2005) 085001, [[hep-th/0505205](#)].
- [53] L. F. Alday and J. M. Maldacena, *Gluon scattering amplitudes at strong coupling*, *JHEP* **06** (2007) 064, [[0705.0303](#)].
- [54] G. Yang, *A simple collinear limit of scattering amplitudes at strong coupling*, *JHEP* **03** (2011) 087, [[1006.3306](#)].
- [55] A. Brandhuber, P. Heslop and G. Travaglini, *MHV amplitudes in $N=4$ super Yang-Mills and Wilson loops*, *Nucl. Phys. B* **794** (2008) 231–243, [[0707.1153](#)].
- [56] L. F. Alday, D. Gaiotto, J. Maldacena, A. Sever and P. Vieira, *An Operator Product Expansion for Polygonal null Wilson Loops*, *JHEP* **04** (2011) 088, [[1006.2788](#)].
- [57] S. Caron-Huot, *Notes on the scattering amplitude / Wilson loop duality*, *JHEP* **07** (2011) 058, [[1010.1167](#)].
- [58] B. Eden, P. Heslop, G. P. Korchemsky and E. Sokatchev, *The super-correlator/super-amplitude duality: Part I*, *Nucl. Phys. B* **869** (2013) 329–377, [[1103.3714](#)].
- [59] B. Basso, A. Sever and P. Vieira, *Spacetime and Flux Tube S-Matrices at Finite Coupling for $N=4$ Supersymmetric Yang-Mills Theory*, *Phys. Rev. Lett.* **111** (2013) 091602, [[1303.1396](#)].
- [60] S. He, Z. Li, Q. Yang and C. Zhang, *Feynman Integrals and Scattering Amplitudes from Wilson Loops*, *Phys. Rev. Lett.* **126** (2021) 231601, [[2012.15042](#)].
- [61] S. He, Z. Li, Y. Tang and Q. Yang, *The Wilson-loop d log representation for Feynman integrals*, *JHEP* **05** (2021) 052, [[2012.13094](#)].
- [62] S. He, Z. Li and Q. Yang, *Notes on cluster algebras and some all-loop Feynman integrals*, [2103.02796](#).

- [63] A. B. Goncharov, M. Spradlin, C. Vergu and A. Volovich, *Classical Polylogarithms for Amplitudes and Wilson Loops*, *Phys. Rev. Lett.* **105** (2010) 151605, [[1006.5703](#)].
- [64] D. Gaiotto, J. Maldacena, A. Sever and P. Vieira, *Pulling the straps of polygons*, *JHEP* **12** (2011) 011, [[1102.0062](#)].
- [65] A. B. Goncharov, *Multiple polylogarithms, cyclotomy and modular complexes*, *arXiv e-prints* (May, 2011) arXiv:1105.2076, [[1105.2076](#)].
- [66] C. Duhr, *Mathematical aspects of scattering amplitudes*, in *Theoretical Advanced Study Institute in Elementary Particle Physics: Journeys Through the Precision Frontier: Amplitudes for Colliders*, pp. 419–476, 2015. [1411.7538](#). DOI.
- [67] A. Goncharov, *Geometry of configurations, polylogarithms, and motivic cohomology*, *Advances in Mathematics* **114** (1995) 197 – 318.
- [68] F. Brown and C. Duhr, *A double integral of dlog forms which is not polylogarithmic*, [2006.09413](#).
- [69] A. Sen, *String Field Theory as World-sheet UV Regulator*, *JHEP* **10** (2019) 119, [[1902.00263](#)].
- [70] E. Witten, *The Feynman $i\epsilon$ in String Theory*, *JHEP* **04** (2015) 055, [[1307.5124](#)].
- [71] N. Arkani-Hamed, S. He, T. Lam and H. Thomas, *Binary Geometries, Generalized Particles and Strings, and Cluster Algebras*, [1912.11764](#).
- [72] N. Arkani-Hamed, S. He and T. Lam, *Cluster configuration spaces of finite type*, [2005.11419](#).
- [73] L. J. Dixon, J. M. Drummond and J. M. Henn, *Analytic result for the two-loop six-point NMHV amplitude in $N=4$ super Yang-Mills theory*, *JHEP* **01** (2012) 024, [[1111.1704](#)].
- [74] L. J. Dixon, J. M. Drummond, M. von Hippel and J. Pennington, *Hexagon functions and the three-loop remainder function*, *JHEP* **12** (2013) 049, [[1308.2276](#)].
- [75] J. Golden and M. Spradlin, *A Cluster Bootstrap for Two-Loop MHV Amplitudes*, *JHEP* **02** (2015) 002, [[1411.3289](#)].
- [76] J. M. Drummond, G. Papathanasiou and M. Spradlin, *A Symbol of Uniqueness: The Cluster Bootstrap for the 3-Loop MHV Heptagon*, *JHEP* **03** (2015) 072, [[1412.3763](#)].
- [77] L. J. Dixon and M. von Hippel, *Bootstrapping an NMHV amplitude through three loops*, *JHEP* **10** (2014) 065, [[1408.1505](#)].
- [78] L. J. Dixon, J. M. Drummond, C. Duhr and J. Pennington, *The four-loop remainder function and multi-Regge behavior at NNLLA in planar $N = 4$ super-Yang-Mills theory*, *JHEP* **06** (2014) 116, [[1402.3300](#)].
- [79] L. J. Dixon, M. von Hippel and A. J. McLeod, *The four-loop six-gluon NMHV ratio function*, *JHEP* **01** (2016) 053, [[1509.08127](#)].
- [80] S. Caron-Huot, L. J. Dixon, A. McLeod and M. von Hippel, *Bootstrapping a Five-Loop Amplitude Using Steinmann Relations*, *Phys. Rev. Lett.* **117** (2016) 241601, [[1609.00669](#)].
- [81] J. Drummond, J. Foster, O. Gürdoğan and G. Papathanasiou, *Cluster adjacency and the four-loop NMHV heptagon*, *JHEP* **03** (2019) 087, [[1812.04640](#)].
- [82] S. Caron-Huot, L. J. Dixon, F. Dulat, M. von Hippel, A. J. McLeod and G. Papathanasiou,

Six-Gluon amplitudes in planar $\mathcal{N} = 4$ super-Yang-Mills theory at six and seven loops, *JHEP* **08** (2019) 016, [[1903.10890](#)].

- [83] S. Caron-Huot, L. J. Dixon, F. Dulat, M. Von Hippel, A. J. McLeod and G. Papathanasiou, *The Cosmic Galois Group and Extended Steinmann Relations for Planar $\mathcal{N} = 4$ SYM Amplitudes*, *JHEP* **09** (2019) 061, [[1906.07116](#)].
- [84] S. Caron-Huot and S. He, *Jumpstarting the All-Loop S-Matrix of Planar $N=4$ Super Yang-Mills*, *JHEP* **07** (2012) 174, [[1112.1060](#)].
- [85] S. He, Z. Li and C. Zhang, *The symbol and alphabet of two-loop NMHV amplitudes from \bar{Q} equations*, *JHEP* **03** (2021) 278, [[2009.11471](#)].
- [86] S. He and Z. Li, *A note on letters of Yangian invariants*, *JHEP* **02** (2021) 155, [[2007.01574](#)].
- [87] J. Mago, A. Schreiber, M. Spradlin and A. Volovich, *Symbol alphabets from plabic graphs*, *JHEP* **10** (2020) 128, [[2007.00646](#)].
- [88] J. Mago, A. Schreiber, M. Spradlin, A. Yelleshpur Srikant and A. Volovich, *Symbol alphabets from plabic graphs II: rational letters*, *JHEP* **04** (2021) 056, [[2012.15812](#)].
- [89] T. Dennen, I. Prlina, M. Spradlin, S. Stanojevic and A. Volovich, *Landau Singularities from the Amplituhedron*, *JHEP* **06** (2017) 152, [[1612.02708](#)].
- [90] S. He, L. Ren and Y. Zhang, *Notes on polytopes, amplitudes and boundary configurations for Grassmannian string integrals*, *JHEP* **04** (2020) 140, [[2001.09603](#)].
- [91] N. Arkani-Hamed, T. Lam and M. Spradlin, *Positive configuration space*, [2003.03904](#).
- [92] N. Henke and G. Papathanasiou, *How tropical are seven- and eight-particle amplitudes?*, *JHEP* **08** (2020) 005, [[1912.08254](#)].
- [93] D. Gaiotto, G. W. Moore and A. Neitzke, *Wall-crossing, hitchin systems, and the wkb approximation*, *Advances in Mathematics* **234** (2013) 239–403.
- [94] D. Gaiotto, G. W. Moore and A. Neitzke, *Framed BPS States*, *Adv. Theor. Math. Phys.* **17** (2013) 241–397, [[1006.0146](#)].
- [95] E. Andriyash, F. Denef, D. L. Jafferis and G. W. Moore, *Wall-crossing from supersymmetric galaxies*, *JHEP* **01** (2012) 115, [[1008.0030](#)].
- [96] J. Manschot, B. Pioline and A. Sen, *Wall Crossing from Boltzmann Black Hole Halos*, *JHEP* **07** (2011) 059, [[1011.1258](#)].
- [97] C. Córdova and A. Neitzke, *Line Defects, Tropicalization, and Multi-Centered Quiver Quantum Mechanics*, *JHEP* **09** (2014) 099, [[1308.6829](#)].
- [98] D. Gaiotto, G. W. Moore and E. Witten, *Algebra of the Infrared: String Field Theoretic Structures in Massive $\mathcal{N} = (2, 2)$ Field Theory In Two Dimensions*, [1506.04087](#).
- [99] M. Gross, P. Hacking and S. Keel, *Mirror symmetry for log Calabi-Yau surfaces I*, *arXiv e-prints* (June, 2011) arXiv:1106.4977, [[1106.4977](#)].
- [100] D. Gaiotto, G. W. Moore and A. Neitzke, *Spectral networks*, *Annales Henri Poincaré* **14** (2013) 1643–1731, [[1204.4824](#)].
- [101] L. Hollands and A. Neitzke, *Spectral Networks and Fenchel–Nielsen Coordinates*, *Lett. Math. Phys.* **106** (2016) 811–877, [[1312.2979](#)].

- [102] L. Hollands and O. Kidwai, *Higher length-twist coordinates, generalized Heun'sopers, and twisted superpotentials*, *Adv. Theor. Math. Phys.* **22** (2018) 1713–1822, [[1710.04438](#)].
- [103] S. Fomin and A. Zelevinsky, *Cluster algebras IV: Coefficients*, *arXiv Mathematics e-prints* (Feb., 2006) math/0602259, [[math/0602259](#)].
- [104] M. Sherman-Bennett, *Combinatorics of \mathcal{X} -variables in finite type cluster algebras*, *arXiv e-prints* (Mar., 2018) arXiv:1803.02492, [[1803.02492](#)].
- [105] N. Reading, “A fan for every cluster.”
<https://math.berkeley.edu/~williams/FominTalks/Reading.pdf>, 2018.
- [106] N. Arkani-Hamed, “Master class: Spacetime and quantum mechanics, positive geometries and cluster algebras.” https://www.youtube.com/watch?v=x0usuMq83Rg&list=PL21yWP3gTvmqvagnupXv11_8c7gbvC-VK&index=7.
- [107] C. Fraser, *Braid group symmetries of Grassmannian cluster algebras*, *arXiv e-prints* (Feb., 2017) arXiv:1702.00385, [[1702.00385](#)].
- [108] J. S. SCOTT, *Grassmannians and cluster algebras*, *Proceedings of the London Mathematical Society* **92** (2006) 345–380.
- [109] D. Galakhov, P. Longhi, T. Mainiero, G. W. Moore and A. Neitzke, *Wild Wall Crossing and BPS Giants*, *JHEP* **11** (2013) 046, [[1305.5454](#)].
- [110] D. Speyer and L. K. Williams, *The tropical totally positive Grassmannian*, *arXiv Mathematics e-prints* (Dec., 2003) math/0312297, [[math/0312297](#)].
- [111] J. Drummond, J. Foster, O. Gürdogan and C. Kalousios, *Tropical fans, scattering equations and amplitudes*, [2002.04624](#).
- [112] D. A. McGady and L. Rodina, *Higher-spin massless S -matrices in four-dimensions*, *Phys. Rev. D* **90** (2014) 084048, [[1311.2938](#)].
- [113] C. Cheung, K. Kampf, J. Novotny, C.-H. Shen and J. Trnka, *A Periodic Table of Effective Field Theories*, *JHEP* **02** (2017) 020, [[1611.03137](#)].
- [114] L. Rodina, *Uniqueness from gauge invariance and the Adler zero*, *JHEP* **09** (2019) 084, [[1612.06342](#)].
- [115] N. Arkani-Hamed, L. Rodina and J. Trnka, *Locality and Unitarity of Scattering Amplitudes from Singularities and Gauge Invariance*, *Phys. Rev. Lett.* **120** (2018) 231602, [[1612.02797](#)].
- [116] L. Rodina, *Scattering Amplitudes from Soft Theorems and Infrared Behavior*, *Phys. Rev. Lett.* **122** (2019) 071601, [[1807.09738](#)].
- [117] C. Cheung, K. Kampf, J. Novotny, C.-H. Shen, J. Trnka and C. Wen, *Vector Effective Field Theories from Soft Limits*, *Phys. Rev. Lett.* **120** (2018) 261602, [[1801.01496](#)].
- [118] E. Witten, *Perturbative gauge theory as a string theory in twistor space*, *Commun. Math. Phys.* **252** (2004) 189–258, [[hep-th/0312171](#)].
- [119] S. Pasterski, S.-H. Shao and A. Strominger, *Flat Space Amplitudes and Conformal Symmetry of the Celestial Sphere*, *Phys. Rev. D* **96** (2017) 065026, [[1701.00049](#)].
- [120] C. Cheung, A. de la Fuente and R. Sundrum, *4D scattering amplitudes and asymptotic symmetries from 2D CFT*, *JHEP* **01** (2017) 112, [[1609.00732](#)].
- [121] S. Pasterski, S.-H. Shao and A. Strominger, *Gluon Amplitudes as 2d Conformal Correlators*, *Phys. Rev. D* **96** (2017) 085006, [[1706.03917](#)].

- [122] D. Kapec, V. Lysov, S. Pasterski and A. Strominger, *Semiclassical Virasoro symmetry of the quantum gravity \mathcal{S} -matrix*, *JHEP* **08** (2014) 058, [[1406.3312](#)].
- [123] S. Pasterski, A. Strominger and A. Zhiboedov, *New Gravitational Memories*, *JHEP* **12** (2016) 053, [[1502.06120](#)].
- [124] A. Strominger, *Lectures on the Infrared Structure of Gravity and Gauge Theory*, [1703.05448](#).
- [125] N. Arkani-Hamed, M. Pate, A.-M. Raclariu and A. Strominger, *Celestial Amplitudes from UV to IR*, [2012.04208](#).
- [126] L. Landau, *On analytic properties of vertex parts in quantum field theory*, *Nuclear Physics* **13** (1959) 181–192.
- [127] O. Gürdoğan and M. Parisi, *Cluster patterns in Landau and Leading Singularities via the Amplituhedron*, [2005.07154](#).
- [128] N. Arkani-Hamed, S. He, G. Salvatori and H. Thomas, *Causal Diamonds, Cluster Polytopes and Scattering Amplitudes*, [1912.12948](#).
- [129] N. Arkani-Hamed, H. Frost, P.-G. Plamondon, G. Salvatori and H. Thomas, *Work in Progress*.
- [130] F. Cachazo, N. Early, A. Guevara and S. Mizera, *Scattering Equations: From Projective Spaces to Tropical Grassmannians*, *JHEP* **06** (2019) 039, [[1903.08904](#)].
- [131] F. Cachazo and J. M. Rojas, *Notes on Biadjoint Amplitudes, $\text{Trop}G(3, 7)$ and $X(3, 7)$ Scattering Equations*, *JHEP* **04** (2020) 176, [[1906.05979](#)].
- [132] F. Borges and F. Cachazo, *Generalized Planar Feynman Diagrams: Collections*, [1910.10674](#).
- [133] F. Cachazo, B. Umbert and Y. Zhang, *Singular Solutions in Soft Limits*, *JHEP* **05** (2020) 148, [[1911.02594](#)].
- [134] F. Cachazo, A. Guevara, B. Umbert and Y. Zhang, *Planar Matrices and Arrays of Feynman Diagrams*, [1912.09422](#).
- [135] F. Cachazo and N. Early, *Minimal Kinematics: An all k and n peek into $\text{Trop}^+G(k, n)$* , [2003.07958](#).
- [136] F. Cachazo and N. Early, *Planar Kinematics: Cyclic Fixed Points, Mirror Superpotential, k -Dimensional Catalan Numbers, and Root Polytopes*, [2010.09708](#).
- [137] A. Goncharov and L. Shen, *Geometry of canonical bases and mirror symmetry*, *arXiv e-prints* (Sept., 2013) arXiv:1309.5922, [[1309.5922](#)].
- [138] S. Caron-Huot and K. J. Larsen, *Uniqueness of two-loop master contours*, *JHEP* **10** (2012) 026, [[1205.0801](#)].
- [139] J. Broedel, C. Duhr, F. Dulat, B. Penante and L. Tancredi, *Elliptic symbol calculus: from elliptic polylogarithms to iterated integrals of Eisenstein series*, *JHEP* **08** (2018) 014, [[1803.10256](#)].
- [140] J. L. Bourjaily, Y.-H. He, A. J. Mcleod, M. Von Hippel and M. Wilhelm, *Traintracks through Calabi-Yau Manifolds: Scattering Amplitudes beyond Elliptic Polylogarithms*, *Phys. Rev. Lett.* **121** (2018) 071603, [[1805.09326](#)].

- [141] J. Broedel, C. Duhr, F. Dulat, B. Penante and L. Tancredi, *Elliptic Feynman integrals and pure functions*, *JHEP* **01** (2019) 023, [[1809.10698](#)].
- [142] J. L. Bourjaily, N. Kalyanapuram, C. Langer, K. Patatoukos and M. Spradlin, *An Elliptic Yangian-Invariant, ‘Leading Singularity’*, [2012.14438](#).
- [143] N. Craig, H. Elvang, M. Kiermaier and T. Slatyer, *Massive amplitudes on the Coulomb branch of $N=4$ SYM*, *JHEP* **12** (2011) 097, [[1104.2050](#)].
- [144] A. Herderschee, S. Koren and T. Trott, *Constructing $\mathcal{N} = 4$ Coulomb branch superamplitudes*, *JHEP* **08** (2019) 107, [[1902.07205](#)].
- [145] A. Herderschee, S. Koren and T. Trott, *Massive On-Shell Supersymmetric Scattering Amplitudes*, *JHEP* **10** (2019) 092, [[1902.07204](#)].
- [146] A. Herderschee, S. He, F. Teng and Y. Zhang, *On Positive Geometry and Scattering Forms for Matter Particles*, *JHEP* **06** (2020) 030, [[1912.08307](#)].
- [147] A. Herderschee and F. Teng, *Open associahedra and scattering forms*, *JHEP* **12** (2020) 134, [[2008.06418](#)].
- [148] P. Raman, *The positive geometry for ϕ^p interactions*, *JHEP* **10** (2019) 271, [[1906.02985](#)].
- [149] N. Kalyanapuram, *Stokes Polytopes and Intersection Theory*, *Phys. Rev. D* **101** (2020) 105010, [[1910.12195](#)].
- [150] N. Kalyanapuram and R. G. Jha, *Positive Geometries for all Scalar Theories from Twisted Intersection Theory*, *Phys. Rev. Res.* **2** (2020) 033119, [[2006.15359](#)].
- [151] D. M. Hofman and J. Maldacena, *Conformal collider physics: Energy and charge correlations*, *JHEP* **05** (2008) 012, [[0803.1467](#)].
- [152] T. Hartman, S. Jain and S. Kundu, *Causality Constraints in Conformal Field Theory*, *JHEP* **05** (2016) 099, [[1509.00014](#)].
- [153] J. Maldacena, D. Simmons-Duffin and A. Zhiboedov, *Looking for a bulk point*, *JHEP* **01** (2017) 013, [[1509.03612](#)].
- [154] S. Caron-Huot, *Analyticity in Spin in Conformal Theories*, *JHEP* **09** (2017) 078, [[1703.00278](#)].
- [155] L. F. Alday and S. Caron-Huot, *Gravitational S-matrix from CFT dispersion relations*, *JHEP* **12** (2018) 017, [[1711.02031](#)].
- [156] D. Simmons-Duffin, D. Stanford and E. Witten, *A spacetime derivation of the Lorentzian OPE inversion formula*, *JHEP* **07** (2018) 085, [[1711.03816](#)].
- [157] P. Kravchuk and D. Simmons-Duffin, *Light-ray operators in conformal field theory*, *JHEP* **11** (2018) 102, [[1805.00098](#)].
- [158] S. Fomin and A. Zelevinsky, *Cluster algebras I: Foundations*, *arXiv Mathematics e-prints* (Apr., 2001) math/0104151, [[math/0104151](#)].
- [159] S. Fomin and A. Zelevinsky, *Cluster algebras II: Finite type classification*, *Inventiones Mathematicae* **154** (Oct., 2003) 63–121, [[math/0208229](#)].
- [160] A. Berenstein, S. Fomin and A. Zelevinsky, *Cluster algebras III: Upper bounds and double Bruhat cells*, *arXiv Mathematics e-prints* (May, 2003) math/0305434, [[math/0305434](#)].
- [161] L. K. Williams, *Cluster algebras: an introduction*, *arXiv e-prints* (Dec., 2012) arXiv:1212.6263, [[1212.6263](#)].

- [162] S. Fomin, L. Williams and A. Zelevinsky, *Introduction to Cluster Algebras. Chapters 1-3*, *arXiv e-prints* (Aug., 2016) arXiv:1608.05735, [[1608.05735](#)].
- [163] S. Fomin, L. Williams and A. Zelevinsky, *Introduction to Cluster Algebras. Chapters 4-5*, *arXiv e-prints* (July, 2017) arXiv:1707.07190, [[1707.07190](#)].
- [164] S. Fomin, L. Williams and A. Zelevinsky, *Introduction to Cluster Algebras. Chapter 6*, *arXiv e-prints* (Aug., 2020) arXiv:2008.09189, [[2008.09189](#)].