

Rare events and disorder control the brittle yielding of well-annealed amorphous solids

Misaki Ozawa,¹ Ludovic Berthier,^{2,3} Giulio Biroli,⁴ and Gilles Tarjus⁵

¹*Laboratoire de Physique de l'École normale supérieure,
ENS, Université PSL, CNRS, Sorbonne Université,*

Université Paris-Diderot, Sorbonne Paris Cité, 75005 Paris, France

²*Laboratoire Charles Coulomb (L2C), Université de Montpellier, CNRS, 34095 Montpellier, France*

³*Department of Chemistry, University of Cambridge,
Lensfield Road, Cambridge CB2 1EW, United Kingdom*

⁴*Laboratoire de Physique de l'École normale supérieure,
ENS, Université PSL, CNRS, Sorbonne Université,*

Université Paris-Diderot, Sorbonne Paris Cité, Paris, France

⁵*LPTMC, CNRS-UMR 7600, Sorbonne Université, 4 Place Jussieu, 75252 Paris cedex 05, France*

We use atomistic computer simulations to provide a microscopic description of the brittle failure of amorphous materials, and we assess the role of rare events and quenched disorder. We argue that brittle yielding originates at rare soft regions, similarly to Griffiths effects in disordered systems. We numerically demonstrate how localized plastic events in such soft regions trigger macroscopic failure via the propagation of a shear band. This physical picture, which no longer holds in poorly annealed ductile materials, allows us to discuss the role of finite-size effects in brittle yielding and reinforces the similarities between yielding and other disorder-controlled nonequilibrium phase transitions.

I. INTRODUCTION

Yielding of slowly deformed amorphous solids can proceed in two qualitatively different ways. Whereas ductile materials reach a stationary plastic flow through a continuous evolution under applied deformation, brittle ones undergo a macroscopic failure at which the stress discontinuously drops via the formation of a system-spanning shear band [1–5]. We recently argued that the two regimes can be observed in the same material if prepared over a wide enough range of annealing conditions, and they are representative of distinct phases of yielding, separated by a critical point reminiscent of that found in an out-of-equilibrium random-field Ising model (RFIM) [6–8].

Here, we provide a microscopic perspective on the brittle yielding of amorphous media, shedding light on two issues that are central to understand material failure. First, we focus on the microscopic origin of shear banding. This is a widely studied question in the context of metallic glasses where it is of great practical interest for improving their ductility [9]. Many studies on metallic glasses have considered in particular the differing characteristics of homogeneous and heterogeneous shear-band nucleation [10, 11], the former being a property of an ideal bulk material whereas the latter is mainly due to extrinsic flaws such as impurities or surface imperfections. Second, we take a new angle to investigate how finite-size effects modify brittle yielding. This is again relevant for experiments on metallic glasses in relation with a possible evolution towards brittleness [12, 13] and is also central for the theory of yielding. In fact, the existence of a critical point as a function of glass stability has recently been challenged [14], and it was attributed to putative finite-size effects beyond those already analysed in Refs. [6, 8]. The sudden macroscopic failure via shear-band formation studied here differs from the shear banding discussed in

the steady-state deformation of ductile materials [15–17] but may be relevant for oscillatory deformation in brittle materials [18].

The crux of the present study stems from analogous work performed in the context of nonequilibrium transitions in disordered systems such as the driven RFIM at zero temperature [19]. We demonstrate that similarly to the zero-temperature spinodal of the RFIM [20], brittle yielding in well-annealed amorphous solids is controlled by rare events and quenched disorder [20–22]. Disorder obviously refers to the amorphous structure of the material [22] but the nature of “rare events” is more subtle and is worth discussing first. It is well established [1, 23–26] that slow deformation of amorphous solids involves localized plastic events that are characterized by local-stress and nonaffine-displacement fields having a quadrupolar symmetry similar to that of Eshelby inclusions in continuum elasticity theory [27]. Furthermore, shear-band formation seems to be associated with a mechanical instability taking the form of a line (in $2d$) or a plane (in $3d$) of Eshelby quadrupoles [26, 28–31]. The structural origin of soft regions prone to plastic rearrangements has been studied intensively (see Ref. [32] for a critical review). As confirmed by numerical simulations, plastic events generically occur at “weak spots”. Crucially, *large* weak spots become very rare in stable glassy materials. To understand this, recall that correlation lengths are rather modest in supercooled liquids near the glass transition temperature [33]. Let ξ be the typical glassy length and p the probability to find a soft poorly-annealed region of volume ξ^d , where d is the spacial dimension, around a given point in a stable glass. The probability to find a much larger soft region of volume v is proportional to $p^{v/\xi^d} \sim \exp(-cv/\xi^d)$ with c is a constant of order unity. This exponential suppression, characteristic of Griffiths phases in disordered media [34], statistically makes large soft regions a rare occurrence in well-annealed glasses.

Computer simulations are therefore unable to directly probe such a phenomenon, as only small soft regions are found even in the largest systems that can be studied numerically. As a result, the central role of rare events is completely missed by the simulations. To get around this major difficulty, we insert a soft region in an otherwise stable glass by fiat [6, 21]. Knowing that shear bands extend preferentially along the direction of shear, we choose an elongated shape oriented along the expected direction of shear banding. (We discuss the role of the seed anisotropy in Appendix C). The key physical point is that in a well-annealed amorphous material such a rare soft region is more prone to rearrange under shear deformation and provides a “seed” for shear bands. Under applied deformation this region yields early, relaxing stress before the bulk of the material. By doing so, it destabilizes surrounding particles, which as a consequence also yield before the bulk. This leads to an extension of the soft region along the principal direction of the seed and, for a certain value of the imposed shear strain, to a self-sustained process leading to macroscopic shear banding.

Our numerical procedure mimics the spontaneous nucleation of a single shear-band embryo [13] at a single intrinsic soft defect in a pristine *macroscopic* sample that we cannot simulate directly. The strong finite-size effect due to the difficulty in finding exponentially rare defects is thus fully circumvented. The aim of this work is to unveil and study the microscopic origin of failure for brittle yielding. Given that defects are very rare, their interaction is not expected to play any role in triggering the instability, in contrast to other materials, where local damages percolate [35, 36]. A complete study of the entire process of brittle yielding also needs to take into account how the shear bands triggered by very distant defects interact. This is beyond the scope of this work and is left for future studies.

The defects considered in this work are not extrinsic defects of the type that has been implemented in coarse-grained models, such as surface imperfections, notches [37, 38], or hard inclusions [39]. Despite the fact that we add the seeds by hand, seeds represent rare intrinsic defects associated with weaker particle arrangements within the bulk material: they spontaneously exist in macroscopic samples but are rare due to their low probability, contrary to extrinsic ones which would not exist in pristine samples. As a consequence, the phenomenon that we study differs from heterogeneous nucleation. It also differs from the body of work that considers the effect of a preexisting crack on the fracture of a material. The defects here are not voids but soft regions that can undergo multiple plastic rearrangements and are necessarily present as spontaneous structural fluctuations in a well-annealed but very large amorphous solid.

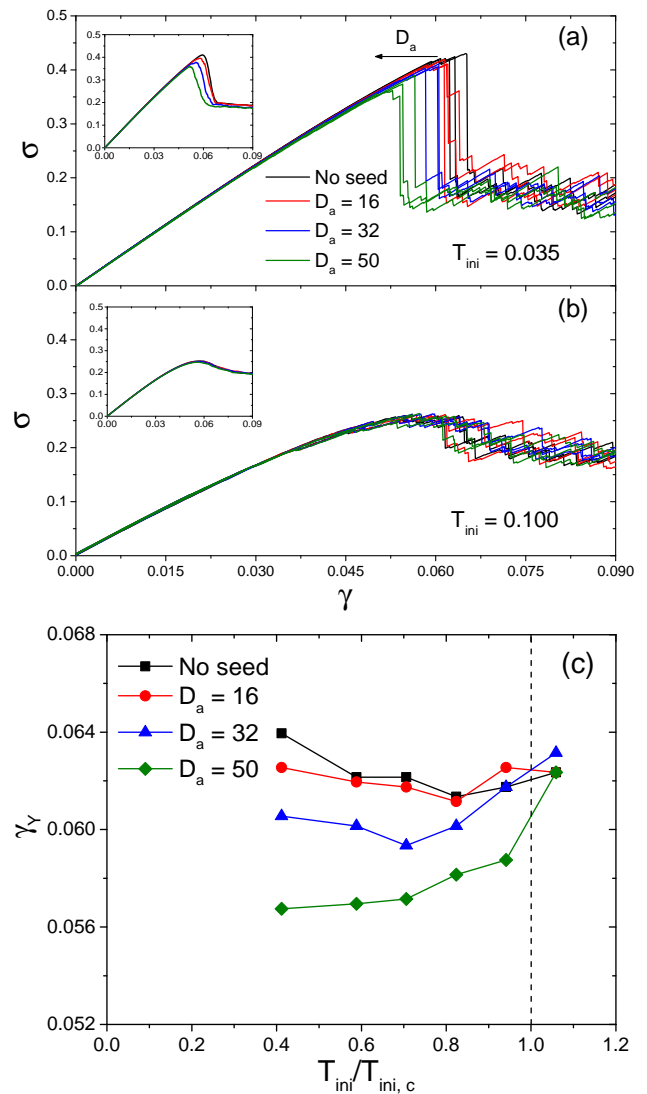


FIG. 1. Effect of an elongated soft seed of size $D_a \times D_b$ on the stress versus strain curves of $2d$ glass samples with $N = 64000$ atoms and fixed $D_b = 8$. (a,b) Three independent realisations for each D_a are shown for a stable glass with $T_{ini} = 0.035$ (a) and a poorly annealed glass with $T_{ini} = 0.100$ (b). Insets show the average over 100 – 400 samples. (c) Yield strain γ_y versus glass fictive temperature T_{ini} (normalized by the apparent critical value $T_c = 0.085$ for the $N = 64000$ system) for several seed lengths.

II. METHODS

For simplicity, we focus on the simple shear of a $2d$ glass since the brittle-to-ductile transition and the analogy with the RFIM hold in $2d$ [8]. In addition, to be able to make crisp statements about nonequilibrium phase transitions, instabilities and other singularities, we consider the limit of zero temperature and of a quasi-static applied strain. Our study is based on the simulation of a $2d$ glass composed of polydisperse soft disks [40]. We prepare equilibrium supercooled liquid configurations over a

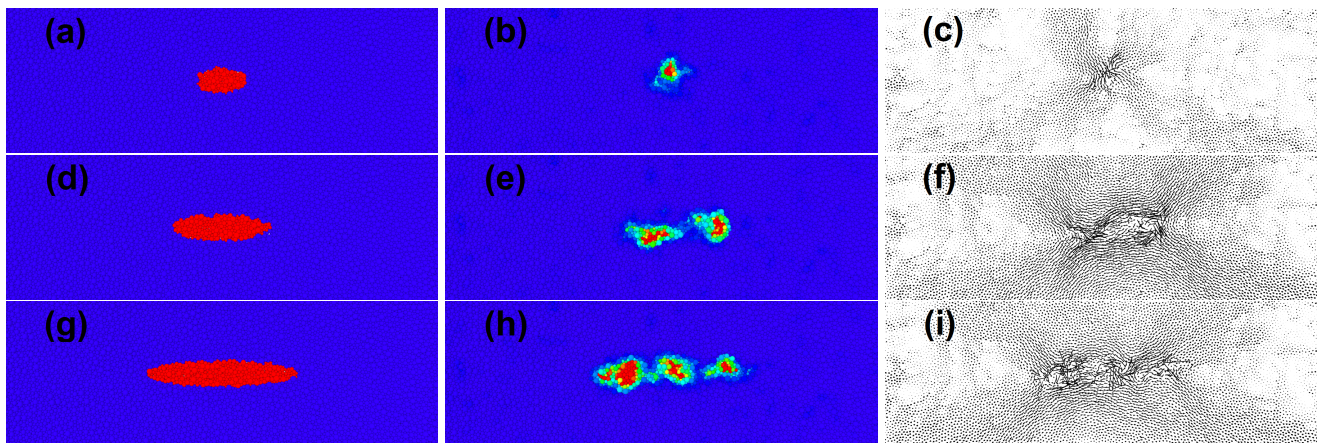


FIG. 2. Visualization of the seed region for a stable glass with $T_{\text{ini}} = 0.035$. Left panels (a,d,g): Particles inside the seed and in the rest of the sample are colored in red and blue, respectively. Middle panels (b,e,h): Nonaffine square displacement D_{min}^2 between the initial configuration and the configuration in the elastic-like regime at $\gamma = 0.03$. Right panels (c,f,i): Nonaffine displacement vectors (magnified by a factor 10) corresponding to the middle panels. Top (a,b,c): $D_a = 16$. Middle (d,e,f): $D_a = 32$. Bottom (g,h,i): $D_a = 50$.

very wide range of temperatures T_{ini} by means of optimized swap Monte-Carlo simulations [41]. A “seed” is then inserted as follows. We define an ellipsoidal region characterized by D_a , the length of the major axis chosen along the direction of shear, and by D_b , the length of the minor axis. In a $2d$ system of N atoms with N from 8000 to 64000, which corresponds to a linear size L from 89.4 to 253.0 (in units of the average atomic diameter), we fix $D_b = 8$, which is of the order of the typical scale of an elementary rearranging region [42], and we vary D_a up to $D_a = 50$ which is of the order of half the smallest system size (see below for a discussion). We then perform additional Monte-Carlo simulations inside the seed region at a very high temperature $T_h = 10$ (about 100 times larger than the mode-coupling crossover [40]). We quench the obtained atomic configuration to zero temperature by using the conjugate gradient method. As a result, the glass sample contains a poorly-annealed elliptic seed of length D_a inside an otherwise very stable material of linear size L . Our goal is to vary D_a and L systematically to infer the behavior of the system in the limit $L \gg D_a \gg 1$ in order to understand how a single shear band is initiated by a single rare region in a macroscopic sample.

Finally, we deform the samples by athermal quasi-static shear simulations at zero temperature with Lees-Edwards periodic boundary conditions, which correspond to change the shear strain in a controlled way throughout the sample [25]. More details on the model and methods are given in Appendix A.

III. RESULTS

We start by establishing that rare seeds are essential in well-annealed glasses displaying brittle yielding. We first show stress σ versus strain γ curves for stable glasses in

Fig. 1(a). The curves with no seed show a large stress overshoot and a large abrupt stress drop, as found previously [6, 8]. When inserting a seed in the same initial configurations, the elastic-like regime of the σ vs γ curves seems barely modified. When the strain γ is further increased, the samples with a seed continue to yield abruptly, but they do so systematically earlier for longer seeds. This directly establishes that a single soft region, which corresponds to a rare event in a pristine macroscopic glass, has a dramatic impact on bulk yielding. We confirm this central fact also for seeds with different values of D_b in Appendix H.

By contrast, the stress versus strain curves for a poorly-annealed glass with $T_{\text{ini}} = 0.100$ in Fig. 1(b) hardly show any change with the presence or the length of the seed, suggesting that yielding is then not affected by rare events. We quantitatively support this conclusion by locating the average yield strain γ_Y for each degree of annealing (measured by T_{ini}) and each D_a . We do so by using the maximum of the disconnected susceptibility introduced in Ref. [6] (see Appendix B). The systematic evolution of γ_Y is summarized in Fig. 1(c) for $N = 64000$. This plot is reminiscent of the RFIM study presented in Fig. 1 of Ref. [20], which shows a phase diagram in the plane defined by the disorder strength R and the applied coercive field H_c plane. R and H_c in the RFIM play the same role as T_{ini}/T_c and γ_Y in Fig. 1(c), respectively. It shows that the effect of seed insertion on the yielding transition fades away in the vicinity of the apparent critical point that we have previously located for $N = 64000$ [8], akin to Fig. 1 of Ref. [20].

Having established in which regime rare events dominate yielding, we now focus on the microscopic behavior giving rise to the observed seed influence. The snapshots in Fig. 2 confirm that the tiny decrease of σ before yielding ($\gamma = 0.03 < \gamma_Y$) is due to local plasticity in-

side the seed. The corresponding stress drop is at most of the order of the concentration of particles inside the seed, c_I , which is less than 0.5 %: see more details in Appendix E. Locations with a large nonaffine displacement, D_{\min}^2 [24], correspond to the core of an Eshelby quadrupolar displacement field [43] taking place much before global failure. For small seeds, *e.g.*, $D_a = 16$, a single quadrupolar displacement is found, but as D_a is increased, we see two (for $D_a = 32$) or three (for $D_a = 50$) quadrupolar relaxations aligned along the major axis of the seed.

The symmetry of the stress relaxation associated with these events implies that the redistributed stress is maximal at the tip of the seed, which eventually leads to the sudden formation of a macroscopic shear band. To analyze the physical process behind the ensuing stress drop of order 1 associated with this brittle yielding, we perform gradient-descent dynamics starting from the configuration exactly on the verge of yielding. The time evolution of D_{\min}^2 during the stress drop is visualized in Fig. 3(a-f). Plastic events with large D_{\min}^2 first appear very near the tip of the seed, and then proliferate along the horizontal direction, ending up in a system-spanning shear band. For a uniform glass sample with no seed, the initial location of the shear band is random in the simulation box and its direction is either horizontal or vertical [44]. On the contrary, in the presence of a long enough seed (see Appendix C for a quantitative discussion and a comparison with spherical seeds), the location as well as the direction of the system-spanning shear band are fully determined by the seed.

We also show the time evolution of the stress during the gradient descent in Fig. 3(g). Considering the relatively smooth decrease of σ , one might naively conclude that shear-band formation is merely the continuous sliding of two rigid blocks. To characterize more precisely the dynamical deformation process of the shear band formation, we have measured the squared velocity $v^2(t) = \frac{1}{N} \sum_i |\mathbf{v}_i(t)|^2$. This quantity is more sensitive to dynamical activity during the shear-band formation. The time dependence of $v^2(t)$ in Fig. 3(g) reveals that the deformation process is in fact highly intermittent. As shown in Appendix D, this intermittent behavior translates in real space into individual Eshelby-like displacements that repeatedly appear along the shear band. It is these multiple Eshelby relaxations that eventually lead to the stress drop of order 1. Since a single Eshelby event can only carry tiny displacements at its core, to have a macroscopic effect that is visible on the σ vs γ curve, Eshelby events have to appear repeatedly in the already formed shear band, as theoretically argued [26], and confirmed in our simulations.

IV. DISCUSSIONS

We can now rationalize our numerical findings by the following physical picture that is based on the idea that

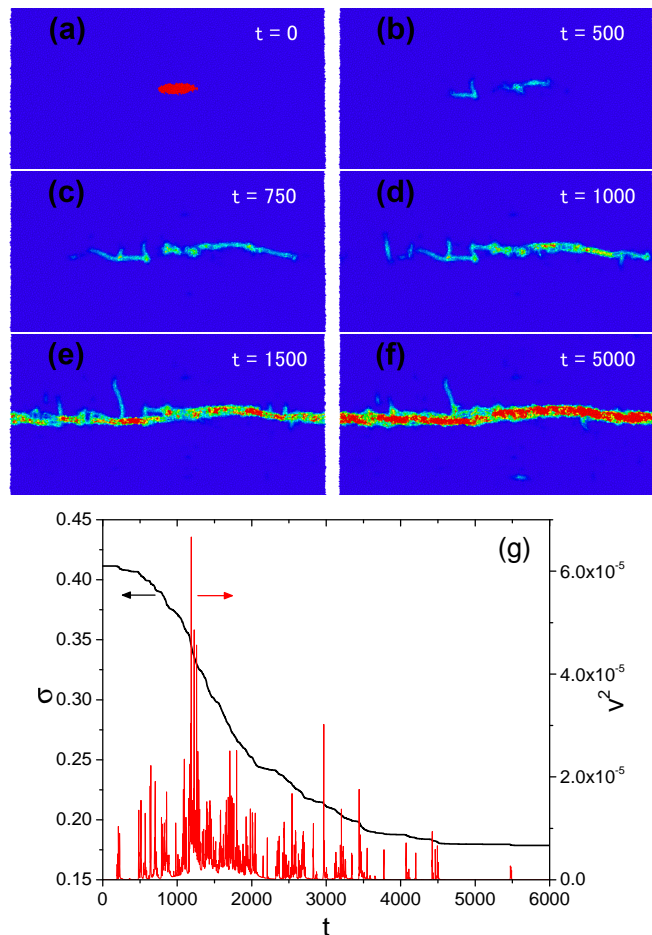


FIG. 3. Dynamics of shear-band formation for a stable glass with $T_{\text{ini}} = 0.035$ and $D_a = 32$. Top (a-f): Evolution of nonaffine square displacement D_{\min}^2 between $t = 0$ and various times t during the gradient-descent dynamics at yielding. At $t = 0$, particles inside the seed are colored in red. Bottom (g): Corresponding intermittent time evolution of the stress σ (left axis) and of the average squared velocity v^2 (right axis).

rare soft regions, and more specifically the largest of the softest ones appearing with a nonzero probability in the thermodynamic limit, play a crucial role in leading to shear banding for well-annealed glasses. By inserting by hand such regions, which in macroscopically large samples would be randomly located in space, we found that they rearrange much before the rest of the material. This local plastic activity leads to the formation and alignment of Eshelby-like quadrupoles inside the seeds. (Plasticity *inside* the soft seed thus plays a crucial role, at variance with what happens for a crack or an inclusion.) The key point to then explain shear banding is that the aligned Eshelby quadrupoles induce contributions to the local stress that add up constructively along the direction of the seed's major axis, and only there. Due to the decay of the elastic interaction with distance (as $1/r^d$), the local stress generated by Eshelby relaxations is maximum near the tips of the ellipsoidal seed. We have confirmed nu-

merically (see Appendix F) that the stress increase near the tips is of order 1 during the initial shear-band propagation. This positive interference is at the root of shear banding. Indeed, provided the system is relatively uniform outside the seed, which should be the case for well-annealed glasses in which the disorder strength is small, the tips should thus yield first upon further straining and then induce an even larger stress near the new tips. A self-sustained process and a system-spanning shear band naturally ensues.

The above picture corresponds to a “weak-disorder” regime in which fluctuations of the local yield stress are relatively small. Disorder is nonetheless crucial because it allows the spontaneous, albeit extremely rare, presence of a large soft region. Disorder also gives rise to the intermittent behavior during shear banding shown in Fig. 3. For larger disorder strength (less stable glasses) the shear-band propagation should take more complex paths due to the stronger nonuniformity of the material: strong pinning sites where the local yield stress may be high must be avoided while the presence of additional soft spots [32] may be used. The propagating shear band may then need to deform substantially to go through the softest regions which are no longer exactly at its tips [8]. What happens for still larger disorder is unclear and will be the focus of a subsequent work. It has been argued that the sharp stress drop cannot be replaced by an overshoot in this regime, but only by a monotonously increasing behavior. The reason is that a long-wavelength linear instability is generated whenever the stress-strain curve displays a continuous overshoot and could then lead to a brittle yielding [14, 45, 46]. (For well-annealed samples, this linear instability is preempted by the discontinuity triggered by the rare events studied here; in fact the discontinuous stress jump appears for a strictly positive slope of the stress-strain curve). This argument however does not take into account that disorder can pin the propagation of the instability and hence preserve a continuous overshoot behavior question. This open question deserves further numerical and analytical studies [47].

We now go back to the strong finite-size effects of the stress versus strain curve for well-annealed, brittle, samples and the proper thermodynamic limit. The limiting value of the shear stress at the discontinuous yielding, σ_Y , is determined by the stress needed to propagate a shear band from an arbitrary large seed embedded in a much larger, macroscopic, sample. To realize this scenario numerically, we should in principle analyze the double limit of $1 \ll D_a \ll L$. This explains why we have limited the seed length D_a so that the tips of the seed are not affected by their images in the periodically repeated simulation box. In practice, we have chosen the longest seed to be $D_a = 50$, which is about half the smallest system size L considered ($N = 8000$ and $L = 89.4$), and we have studied the variation at *fixed* D_a when increasing L : more details are given in Appendix G. For a large seed immersed in an even larger piece of material we expect that σ_Y does not correspond to the stress in the steady-

state regime obtained at large γ . The latter is the stress needed to induce plastic activity after the shear band has already formed and propagated through the entire system. A larger external stress instead is needed for the stress at the tip to reach its local yield stress value, as this still represents the yield stress of a yet unrelaxed stable glass region. We conclude that a nonzero stress drop of order 1 at yielding survives in the thermodynamic limit. A different conclusion, based on fracture mechanics, was reached in Ref. [21] [48].

As already emphasized, introducing large soft regions by hand is a mean to get around the strong finite-size effects associated with their spontaneous occurrence. The probability of such a region of volume v anywhere in a system of volume L^d goes as $(L^d/v) \exp[-(c/\xi^d)v]$ and is of order 1 only for L exponentially large in v . As then illustrated in Fig. 1, this can explain why the yield strain γ_Y increases with decreasing system size in deformed sub-micron metallic-glass samples [11, 12]. In turn, we have also shown that seed influence fades away for poorly annealed glasses. Finite-size effects resulting from the potential presence of a long-wavelength instability [14, 46, 47] must then be addressed by other means. To make progress on these fundamental issues, the main challenge is to develop a theory of the propagation and growth of shear bands, whether triggered by a rare soft region or by a long-wavelength instability, within an amorphous solid. The phenomenon presents analogies with the depinning of interfaces in a random medium, yet with some crucial differences due to the anisotropic and long-range character of the elastic interactions and to the very nature and shape of the propagating object.

ACKNOWLEDGMENTS

We thank S. Fielding and M. Wyart for discussions. This work was supported by grants from the Simons Foundation (#454933 Ludovic Berthier and #454935 Giulio Biroli).

Appendix A: Details on the simulation methods

Model. The two-dimensional glass-forming model consists of particles with purely repulsive interactions and a continuous size polydispersity. Particle diameters, d_i , are randomly drawn from a distribution of the form: $f(d) = Ad^{-3}$, for $d \in [d_{\min}, d_{\max}]$, where A is a normalization constant. The size polydispersity is quantified by $\delta = (\overline{d^2} - \overline{d}^2)^{1/2}/\overline{d}$, where the overline denotes an average over the distribution $f(d)$. Here we choose $\delta = 0.23$ by imposing $d_{\min}/d_{\max} = 0.449$. The average diameter, \overline{d} , sets the unit of length. The soft-disk interactions are pairwise additive and described by an inverse power-law

potential

$$v_{ij}(r) = v_0 \left(\frac{d_{ij}}{r} \right)^{12} + c_0 + c_1 \left(\frac{r}{d_{ij}} \right)^2 + c_2 \left(\frac{r}{d_{ij}} \right)^4,$$

$$d_{ij} = \frac{(d_i + d_j)}{2} (1 - \epsilon |d_i - d_j|),$$

where v_0 sets the unit of energy (and of temperature with the Boltzmann constant $k_B \equiv 1$) and $\epsilon = 0.2$ quantifies the degree of nonadditivity of particle diameters. We introduce $\epsilon > 0$ in the model to suppress fractionation and thus enhance the glass-forming ability. The constants c_0 , c_1 and c_2 enforce a vanishing potential and continuity of its first- and second-order derivatives at the cut-off distance $r_{\text{cut}} = 1.25d_{ij}$. We simulate a system with N particles within a square cell of area $V = L^2$ where L is the linear box length, under periodic boundary conditions, at a number density $\rho = N/V = 1$. We study N from 8000 to 64000.

We compute the shear stress σ through

$$\sigma = \frac{1}{N} \sum_i \sum_{\substack{j \\ (j>i)}} \frac{x_{ij}y_{ij}}{r_{ij}} v'_{ij}(r_{ij}), \quad (\text{A1})$$

where v'_{ij} is the derivative of the potential.

Preparation of samples with a seed. Glass samples with a seed (soft region) have been prepared by first equilibrating liquid configurations at a finite temperature, T_{ini} , which is sometimes referred to as the fictive temperature of the glass sample. We prepare equilibrium configurations for the polydisperse spheres using swap Monte-Carlo simulations [41], which allows us to access a wide range of T_{ini} . With probability $P_{\text{swap}} = 0.2$, we perform a swap move where we pick two particles at random and attempt to exchange their diameters, and with probability $1 - P_{\text{swap}} = 0.8$, we perform conventional Monte-Carlo translational moves.

In order to introduce a seed (soft region), we define an ellipsoidal region whose size is characterized by the length of the major axis D_a and the length of the minor axis D_b (see Fig. 2 in the main text). For most of our study D_b is fixed to the value of 8, and we vary D_a from 0 to 90. The linear box length of the two-dimensional system for $N = 8000$ is $L = 89.4$ and for $N = 64000$ is $L = 253$. We then perform additional swap Monte-Carlo simulations only for the particles inside the ellipsoidal region defined above while the particles outside stay pinned. The temperature of this additional Monte-Carlo simulations is $T_h = 10.0$. The dynamical mode-coupling crossover [49] of the system is $T_{\text{mct}} \approx 0.110$. Thus T_h is about 100 times higher than the mode-coupling crossover temperature of the system. We then quench the obtained configuration down to zero temperature by using the conjugate gradient method. Thus our glass samples contain a disordered, poorly-annealed region in the middle of the simulation box (see Fig. 2 in the main text).

Mechanical loading. We have performed strain-controlled athermal quasi-static shear (AQS) deformation using Lees-Edwards boundary conditions [25]. The AQS shear method consists of a succession of tiny uniform shear deformation with $\Delta\gamma = 10^{-4}$, followed by energy minimization via the conjugate-gradient method. The AQS deformation is performed along the x -direction. Note that during the AQS deformation, the system is always located in a potential energy minimum (except of course during the transient conjugate-gradient minimization), i.e., it stays at $T = 0$.

Nonaffine displacement. We consider the local non-affine displacement of a given particle relative to its nearest neighbor particles, D_{min}^2 [24]. $D_{\text{min}}^2(\gamma_0, \gamma)$ is measured between the configuration at γ_0 and γ . We define nearest neighbors by using the cut-off radius of the interaction range, $R_{\text{cut}} = 3.0\bar{d}$. We determine the nearest neighbors of a particle from the configuration at γ_0 . For the gradient-descent dynamics, we replace γ_0 and γ by two times t_0 and t and consider $D_{\text{min}}^2(t_0, t)$.

Appendix B: Determination of γ_Y

We explain how to determine the yield strain γ_Y for each T_{ini} and D_a . In Fig. 4, we show the mean stress $\langle\sigma\rangle$ and the corresponding variance, $\chi_{\text{dis}} = N(\langle\sigma^2\rangle - \langle\sigma\rangle^2)$, averaged over 100 – 400 independent samples. For stable glasses, say $T_{\text{ini}} = 0.035$, the macroscopic stress drop takes place earlier as one increases D_a . Thus, the remarkable phenomenology shown in Fig. 1 in the main text for individual samples is also confirmed at the ensemble level. The corresponding variance, χ_{dis} , shows a noticeable peak near the location of the macroscopic stress drop, and it shifts with increasing D_a . We can therefore use the peak position of χ_{dis} as an unambiguous way to determine the yield strain, γ_Y . As T_{ini} is increased ($T_{\text{ini}} = 0.060$), the shift in both $\langle\sigma\rangle$ and χ_{dis} plots becomes weaker. When T_{ini} is further increased ($T_{\text{ini}} = 0.090 - 0.120$), the D_a -dependence is significantly suppressed. Above a value near the apparent critical point, $T_{\text{ini,c}} = 0.085$, of the $N = 64000$ system [8], the D_a -dependence essentially disappears, which means that the seed does not play any role in the ductile yielding regime.

Appendix C: Location and direction of the shear band

Here we show that the presence of a soft ellipsoidal region in amorphous solids determines the location and direction of the shear band (hence the term “seed”). For stable homogeneous samples without a seed, the shear band occurs in any place under the Lees-Edwards periodic boundary conditions. Moreover, the direction of the shear band is either horizontal or vertical because

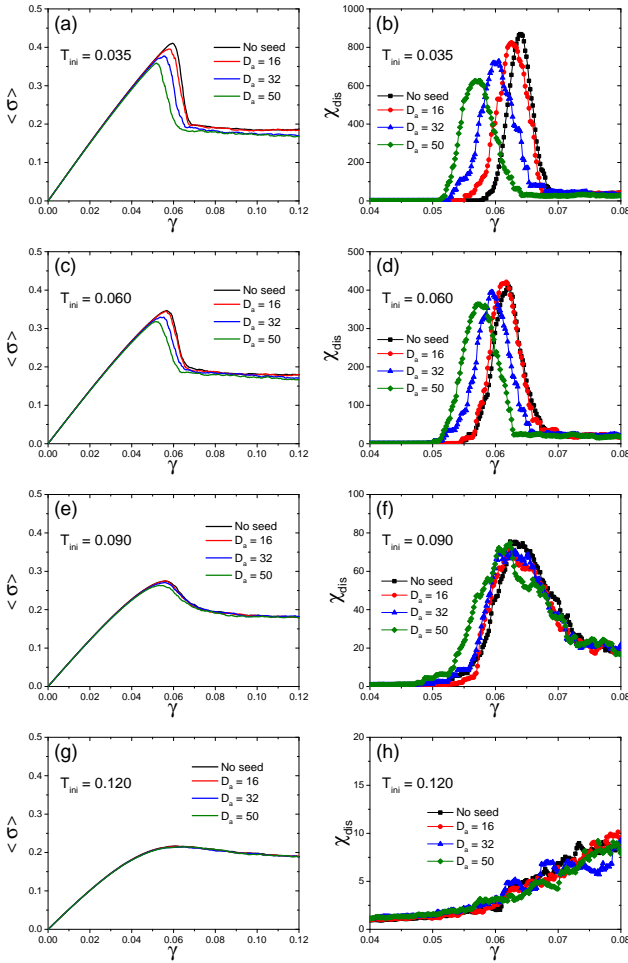


FIG. 4. The averaged stress $\langle \sigma \rangle$ (a,c,e,g) and the corresponding variance, $\chi_{dis} = N(\langle \sigma^2 \rangle - \langle \sigma \rangle^2)$ (b,d,f,h), in the two-dimensional $N = 64000$ systems for several T_{ini} 's and D_a 's.

of the isotropy of the material. Figure 5(a) shows the histogram of the location of the shear band for the two-dimensional stable glass with $T_{ini} = 0.035$ and $N = 64000$ ($L = 253$). The abscissa denotes the x -coordinate of the vertical shear band or the y -coordinate of the horizontal shear band. The number of independent realizations for this measurement is 100. The histogram for the homogeneous samples is relatively uniform, confirming that the shear-band location is random in space. We also measure the fraction of the samples having the horizontal shear band, f_H . We find $f_H \approx 0.45$ for the homogeneous case (no seed), which implies that the horizontal and vertical shear bands happen with essentially the same probability.

We now examine the effects of the seed in terms of location and direction of the shear band separately. First, Fig. 5(c) shows the result for a small circular seed with diameter $D = 8$ (or $D_a = D_b = 8$). The histogram has a tiny peak at the center, which means that the probability of finding the shear band at the position of the seed is higher than in the homogeneous sample case. As the size of the circular seed D is increased, the peak is enhanced,

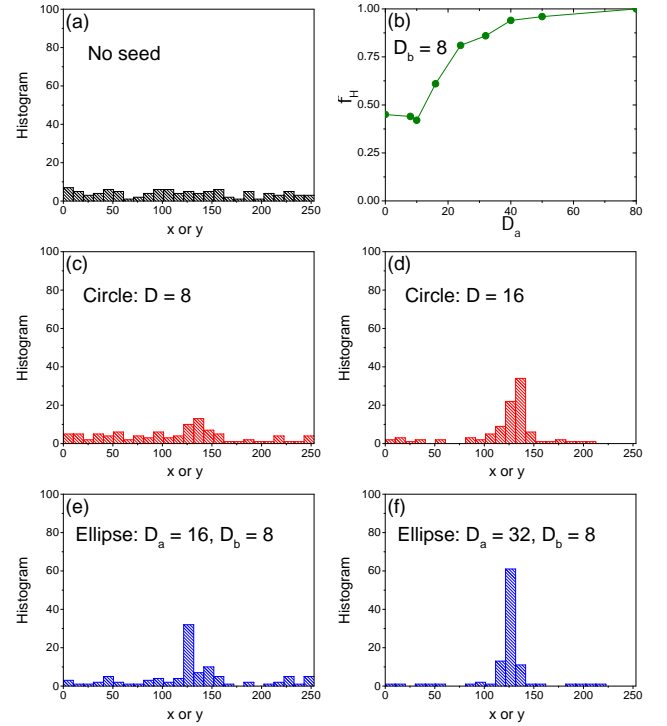


FIG. 5. (a) Histogram of the location of the shear band. The fraction of samples with a horizontal shear band is $f_H \approx 0.45$. (b) f_H as a function of D_a with fixed $D_b = 8$. (c) Circular seed with $D_a = D_b = 8$: $f_H = 0.44$. (d) Circular seed with $D_a = D_b = 16$: $f_H = 0.52$. (e) Ellipse with $D_a = 16$ and $D_b = 8$: $f_H = 0.61$. (f) Ellipse with $D_a = 32$ and $D_b = 8$: $f_H = 0.86$.

and most of the samples have the shear band appearing at the center (see Fig. 5(d)). However, f_H is still near 0.5 for both $D = 8$ and $D = 16$, as expected from the symmetry of the circular seed.

We now insert an elliptical seed. We vary D_a while we fix $D_b = 8$. We find that the peak at the center is defined more sharply with increasing D_a , as shown in Figs. 5(e,f). Note that the area of the circular seed in Fig. 5(d) and of the elliptical seed in Fig. 5(f) are the same. Moreover, f_H quickly departs from near ~ 0.5 once the elliptical seed is introduced, which means that, now, the direction of the shear band is statistically controlled by the orientation of the seed. This is consistent with the observation that the shear band tends to take place where the Eshelby events are aligned.

Appendix D: Propagation of Eshelby events

In Fig. 3 in the main text, we see the intermittent behavior in the mean squared velocity, v^2 , during the gradient-descent dynamics starting from the configuration right before the largest stress drop for a stable glass ($N = 64000$, $T_{ini} = 0.035$, and $D_a = 32$). To see this intermittent behavior in real space, we visualize the

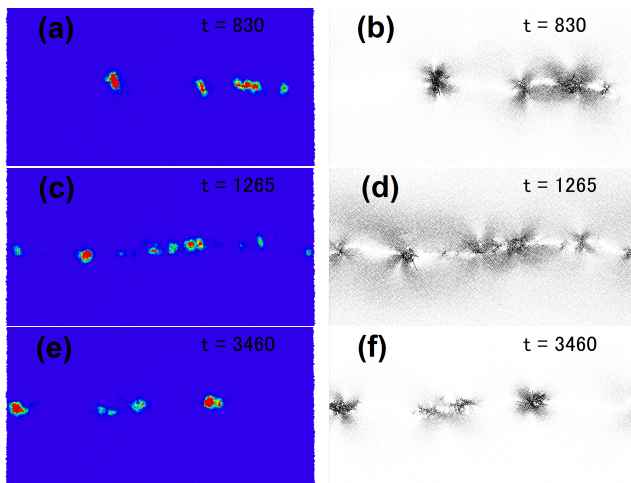


FIG. 6. Eshelby propagation during the gradient-descent dynamics for a stable glass with $T_{\text{ini}} = 0.035$ and $D_a = 32$. Left (a,c,e): $D_{\text{min}}^2(t - \Delta t, t)$ between successive time frames. We set $\Delta t = 5$. Right (b,d,f): The corresponding displacement vectors of the left panels. The length of the arrows is magnified by a factor 30.

displacement vector fields between two successive time frames in Fig. 6. We observe that Eshelby-like displacements propagate along the shear band. Remarkably, the Eshelby vector fields propagate many times during the entire lapse of shear band formation. This observation appears reasonable because a single Eshelby displacement vector can carry only a tiny displacement at its core. Thus, to build a system-spanning macroscopic shear band, the Eshelby displacement vectors have to propagate many times, as theoretically argued [26].

Appendix E: Stress inside the seed

We monitor the stress evolution under external strain inside and outside the seed separately.

First, we introduce the stress inside and outside the seed. We rewrite Eq. (A1) as

$$\sigma = \frac{1}{N} \sum_i \sigma_i, \quad (\text{E1})$$

where σ_i is defined by

$$\sigma_i = \frac{1}{2} \sum_{j \neq i} \frac{x_{ij} y_{ij}}{r_{ij}} v'_{ij}(r_{ij}). \quad (\text{E2})$$

We define the stress inside the seed, σ_I , and outside the seed, σ_O , by

$$\sigma_I = \frac{1}{N_I} \sum_{i \in I} \sigma_i, \quad (\text{E3})$$

$$\sigma_O = \frac{1}{N_O} \sum_{i \in O} \sigma_i, \quad (\text{E4})$$

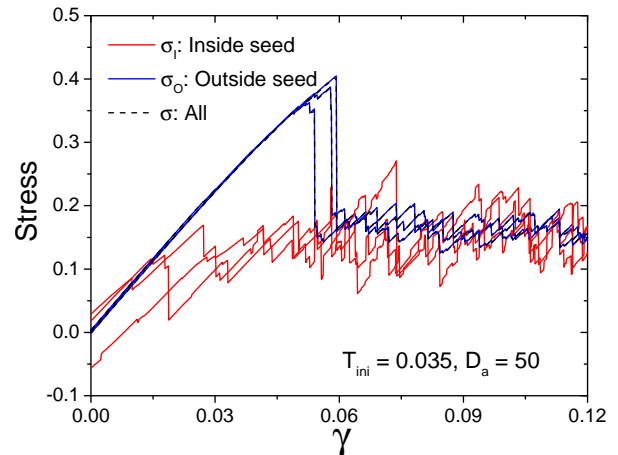


FIG. 7. Stress inside and outside the seed, as well as for the entire system, for stable glass samples with $N = 64000$, $T_{\text{ini}} = 0.035$ and $D_a = 50$. Three individual realizations are shown.

where N_I and N_O are the number of particles inside and outside the seed, respectively ($N = N_I + N_O$). Obviously, one has $\sigma = c_I \sigma_I + c_O \sigma_O$, where $c_I = N_I/N$ and $c_O = N_O/N$.

Figure 7 shows the stress inside and outside the seed and for the entire sample as a function of the strain γ for a stable glass with a seed of size $D_a = 50$. Three independent samples are shown. The stress inside the seed shows multiple drops much before the macroscopic yield strain, $\gamma_Y \simeq 0.06$, and displays ductile-like yielding behavior. On the other hand, the stress outside the seed shows elastic response, having an essentially identical curve to that of the entire system. The number of particles inside the seed with $D_a = 50$ is around $N_I \approx 300$, and hence $c_I \approx 0.005$. Thus, in terms of the stress value, the seed contributes only marginally to the entire sample. Yet, as demonstrated in Fig. 1 in the main text, the location of γ_Y is significantly affected by the presence of the seed. This observation confirms that a rare soft region with a concentration that vanishes in the thermodynamic limit can impact the macroscopic yielding behavior.

Appendix F: Local stress

We investigate the local stresses near the seed at the initial stage of shear-band formation. We define the local stress σ_i^{local} by

$$\sigma_i^{\text{local}} = \frac{1}{n_i} \sum_{\substack{j \\ (r_{ij} < R)}} \sigma_j, \quad (\text{F1})$$

where n_i is the number of neighboring particles for the i th particle. The local stress is thus obtained by averaging over particles within a cut-off radius R . We set $R = 5$, following Ref. [42].

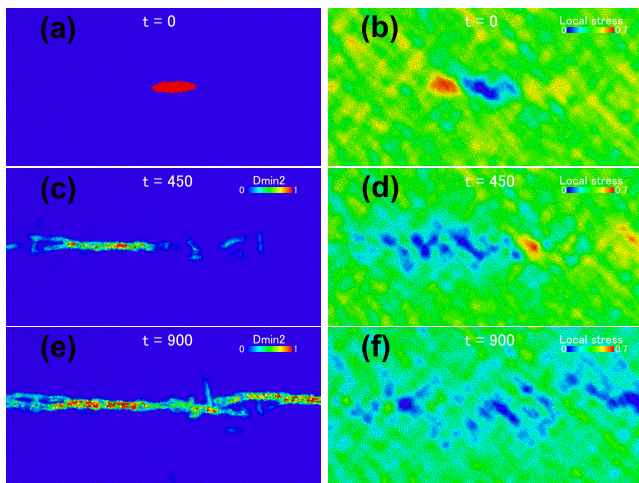


FIG. 8. Snapshots of the gradient-descent dynamics for a macroscopic brittle yielding. The snapshots are obtained from a sample with $N = 64000$, $T_{\text{ini}} = 0.035$, and $D_a = 32$. Left (a,c,e): Nonaffine displacement field, D_{min}^2 , between $t = 0$ and t . Right (b,d,f): Local stresses corresponding to the left panels.

Figure 8 shows the time evolution of the nonaffine displacement D_{min}^2 (left panels) and of the local stress (right panels) during the gradient-descent dynamics for the largest stress drop. At $t = 0$, i.e., right before the macroscopic yielding, the entire sample is stressed rather homogeneously except near the seed (Fig. 8(b)). Because the seed region has already yielded along the quasi-elastic branch, it has a lower stress, which appears in blue. This inhomogeneity of the local stress at the seed induces higher stresses near the tips of the seed, yet with a magnitude of order 1. The higher stress field near the tips then induces plastic activity at later time (Figs. 8(c,d)), eventually causing propagation of the shear band (Figs. 8(e,f)).

Appendix G: Finite-size effects in a well-annealed glass

We consider the variation of the yielding behavior with the system size L when the size of the seed is fixed. We have argued in the main text that the appropriate thermodynamic limit is to consider $L \rightarrow \infty$ first, and only then $D_a \rightarrow \infty$. This avoids considering a seed that scales as the system size or, within a finite system with periodic boundary conditions, a seed that is influenced by its images. We illustrate this points by showing in Fig. 9 the finite-size effect on the stress versus strain curves for fixed D_a (and D_b) and for a well-annealed glass with $T_{\text{ini}} = 0.035$.

In Fig. 9(a), we consider a seed length $D_a = 50$ that is about half of the linear box length of the smallest system under study, i.e., $N = 8000$ and we investigate how the curve evolves when increasing N up to 64000. All

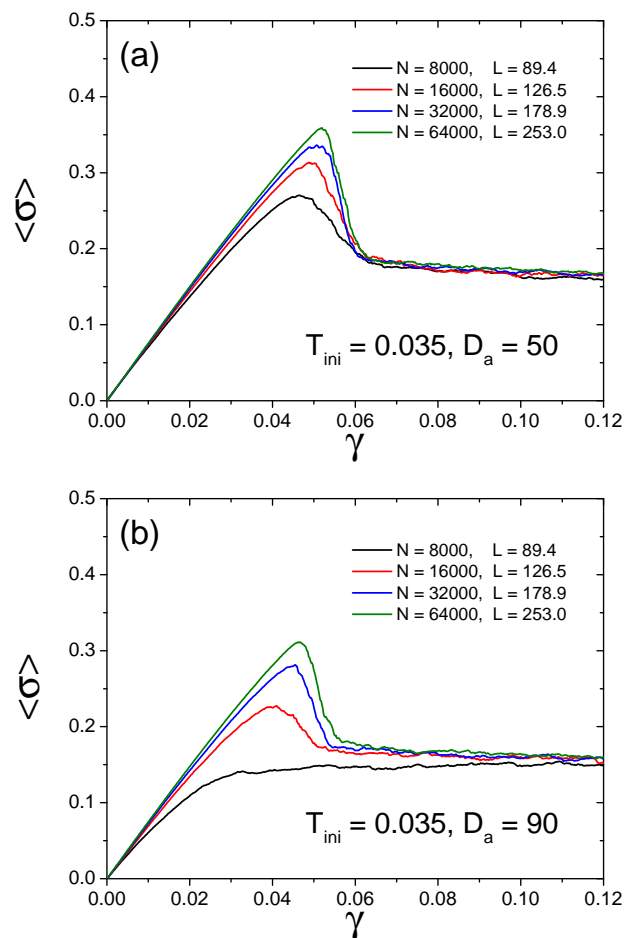


FIG. 9. Averaged stress versus strain curves of a stable glass ($T_{\text{ini}} = 0.035$) for fixed $D_a = 50$ (a) and $D_a = 90$ (b) for several system sizes N (and corresponding linear box length $L = N^{1/2}$ for a density $\rho = 1$).

system sizes show a qualitatively similar behavior with a large stress overshoot. The slope of the drop after the overshoot increases with N , which is in agreement with the finite-size scaling of a discontinuous (brittle) yielding transition as already found in the absence of a seed. Quite notably, the overshoot becomes more prominent as the system size increases, all in all confirming the brittle nature of the transition in the thermodynamic limit.

On the other hand, in Fig. 9(b), we set $D_a = 90$, so that the seed now spans the entire sample for the smallest system of $N = 8000$. In this latter case, the stress overshoot is completely wiped out and a seemingly ductile behavior is observed. However, when increasing the system size the overshoot reappears and becomes more and more prominent with, as for $D_a = 50$, the slope of the curve that becomes steeper as N increases. This clearly indicates a brittle yielding in the thermodynamic limit.

Appendix H: Variation of D_b

In the main text, we choose $D_b = 8$ which is of the order of the typical scale of an elementary rearranging region [42]. However, this scale might change with the

degree of annealing, as the typical scale of the quasi-localized defect changes with parent temperature [50]. In Fig. 10, we show the stress versus strain curves of $2d$ glass samples with varying both D_a and D_b for $T_{\text{ini}} = 0.035$ and $T_{\text{ini}} = 0.060$ (both are in the brittle regime). We observe qualitatively the same behavior as FIG. 1 of the main text, justifying our choice, $D_b = 8$.

-
- [1] Alexandre Nicolas, Ezequiel E Ferrero, Kirsten Martens, and Jean-Louis Barrat, “Deformation and flow of amorphous solids: Insights from elastoplastic models,” *Reviews of Modern Physics* **90**, 045006 (2018).
- [2] Jean-Louis Barrat and Anael Lemaître, “Heterogeneities in amorphous systems under shear,” *Dynamical heterogeneities in glasses, colloids, and granular media* **150**, 264 (2011).
- [3] David Rodney, Anne Tanguy, and Damien Vandembroucq, “Modeling the mechanics of amorphous solids at different length scale and time scale,” *Modelling and Simulation in Materials Science and Engineering* **19**, 083001 (2011).
- [4] Daniel Bonn, Morton M Denn, Ludovic Berthier, Thibaut Divoux, and Sébastien Manneville, “Yield stress materials in soft condensed matter,” *Reviews of Modern Physics* **89**, 035005 (2017).
- [5] Michael L Falk and James S Langer, “Deformation and failure of amorphous, solidlike materials,” *Annu. Rev. Condens. Matter Phys.* **2**, 353–373 (2011).
- [6] Misaki Ozawa, Ludovic Berthier, Giulio Biroli, Alberto Rosso, and Gilles Tarjus, “Random critical point separates brittle and ductile yielding transitions in amorphous materials,” *Proceedings of the National Academy of Sciences* **115**, 6656–6661 (2018).
- [7] Murari Singh, Misaki Ozawa, and Ludovic Berthier, “Brittle yielding of amorphous solids at finite shear rates,” *Physical Review Materials* **4**, 025603 (2020).
- [8] Misaki Ozawa, Ludovic Berthier, Giulio Biroli, and Gilles Tarjus, “Role of fluctuations in the yielding transition of two-dimensional glasses,” *Physical Review Research* **2**, 023203 (2020).
- [9] AL Greer, YQ Cheng, and E Ma, “Shear bands in metallic glasses,” *Materials Science and Engineering: R: Reports* **74**, 71–132 (2013).
- [10] YQ Cheng and E Ma, “Intrinsic shear strength of metallic glass,” *Acta Materialia* **59**, 1800–1807 (2011).
- [11] Lin Tian, Yong-Qiang Cheng, Zhi-Wei Shan, Ju Li, Cheng-Cai Wang, Xiao-Dong Han, Jun Sun, and Evan Ma, “Approaching the ideal elastic limit of metallic glasses,” *Nature communications* **3**, 609 (2012).
- [12] Y Yang and Chain Tsuan Liu, “Size effect on stability of shear-band propagation in bulk metallic glasses: an overview,” *Journal of materials science* **47**, 55–67 (2012).
- [13] Xiaolei Wang, Feng Jiang, Horst Hahn, Ju Li, Herbert Gleiter, Jun Sun, and Jixiang Fang, “Sample size effects on strength and deformation mechanism of sc75fe25 nanoglass and metallic glass,” *Scripta Materialia* **116**, 95–99 (2016).
- [14] Hugh J Barlow, James O Cochran, and Suzanne M Fielding, “Ductile and brittle yielding in thermal and athermal amorphous materials,” *Physical Review Letters* **125**, 168003 (2020).
- [15] David Amitrano and Agnès Helmstetter, “Brittle creep, damage, and time to failure in rocks,” *Journal of Geophysical Research: Solid Earth* **111**, 201 (2006).
- [16] Damien Vandembroucq and Stéphane Roux, “Mechanical noise dependent aging and shear banding behavior of a mesoscopic model of amorphous plasticity,” *Physical Review B* **84**, 134210 (2011).
- [17] Alexandre Nicolas, Kirsten Martens, Lydéric Bocquet, and Jean-Louis Barrat, “Universal and non-universal features in coarse-grained models of flow in disordered solids,” *Soft matter* **10**, 4648–4661 (2014).
- [18] Wei-Ting Yeh, Misaki Ozawa, Kunimasa Miyazaki, Takeshi Kawasaki, and Ludovic Berthier, “Glass stability changes the nature of yielding under oscillatory shear,” *Physical review letters* **124**, 225502 (2020).
- [19] James P Sethna, Karin A Dahmen, and Olga Perkovic, “Random-field ising models of hysteresis,” *arXiv preprint cond-mat/0406320* (2004).
- [20] Saroj Kumar Nandi, Giulio Biroli, and Gilles Tarjus, “Spinodals with disorder: From avalanches in random magnets to glassy dynamics,” *Physical review letters* **116**, 145701 (2016).
- [21] Marko Popović, Tom WJ de Geus, and Matthieu Wyart, “Elastoplastic description of sudden failure in athermal amorphous materials during quasistatic loading,” *Physical Review E* **98**, 040901 (2018).
- [22] Saverio Rossi and Gilles Tarjus, “Emergence of a random field at the yielding transition of a mean-field elastoplastic model,” *arXiv preprint arXiv:2201.06388* (2022).
- [23] AS Argon and HY Kuo, “Plastic flow in a disordered bubble raft (an analog of a metallic glass),” *Materials science and Engineering* **39**, 101–109 (1979).
- [24] Michael L Falk and James S Langer, “Dynamics of viscoplastic deformation in amorphous solids,” *Physical Review E* **57**, 7192 (1998).
- [25] Craig E Maloney and Anaël Lemaître, “Amorphous systems in athermal, quasistatic shear,” *Physical Review E* **74**, 016118 (2006).
- [26] Ratul Dasgupta, H George E Hentschel, and Itamar Procaccia, “Yield strain in shear banding amorphous solids,” *Physical Review E* **87**, 022810 (2013).
- [27] John Douglas Eshelby, “The determination of the elastic field of an ellipsoidal inclusion, and related problems,” *Proceedings of the royal society of London. Series A. Mathematical and physical sciences* **241**, 376–396 (1957).
- [28] Ratul Dasgupta, Oleg Gendelman, Pankaj Mishra, Itamar Procaccia, and Carmel ABZ Shor, “Shear localization in three-dimensional amorphous solids,” *Physical Review E* **88**, 032401 (2013).
- [29] Daniel Şopu, Alexander Stukowski, Mihai Stoica, and Sergio Scudino, “Atomic-level processes of shear band nu-

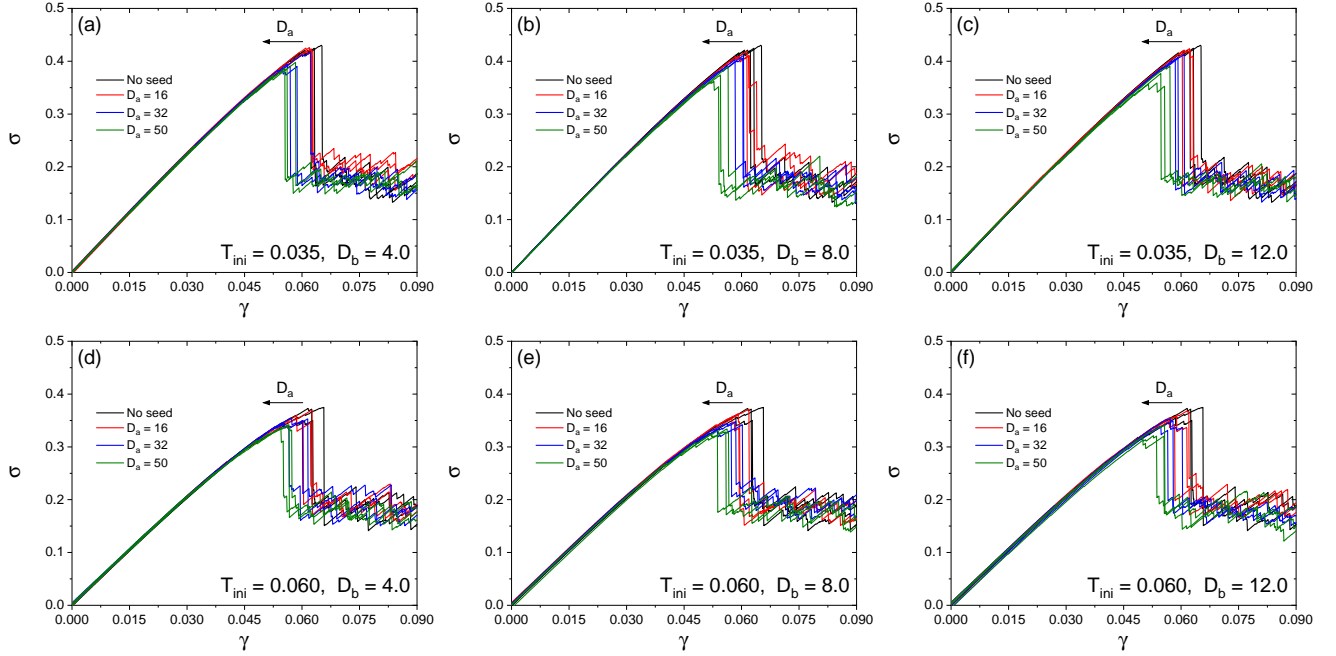


FIG. 10. The stress versus strain curves of $2d$ glass samples with $N = 64000$ atoms for various D_b . Three independent realisations for each D_a are shown for glasses with $T_{ini} = 0.035$ (a,b,c) and $T_{ini} = 0.060$ (d,e,f).

- cleation in metallic glasses,” *Physical review letters* **119**, 195503 (2017).
- [30] Vitalij Hieronymus-Schmidt, Harald Rösner, Gerhard Wilde, and Alessio Zaccone, “Shear banding in metallic glasses described by alignments of eshelby quadrupoles,” *Physical Review B* **95**, 134111 (2017).
- [31] Muhammad Hassani, Alexandra E Lagogianni, and Fathollah Varnik, “Probing the degree of heterogeneity within a shear band of a model glass,” *Physical review letters* **123**, 195502 (2019).
- [32] D Richard, Misaki Ozawa, S Patinet, E Stanifer, B Shang, SA Ridout, B Xu, G Zhang, PK Morse, J-L Barrat, *et al.*, “Predicting plasticity in disordered solids from structural indicators,” *Physical Review Materials* **4**, 113609 (2020).
- [33] Ludovic Berthier and Giulio Biroli, “Theoretical perspective on the glass transition and amorphous materials,” *Reviews of Modern Physics* **83**, 587 (2011).
- [34] Robert B Griffiths, “Nonanalytic behavior above the critical point in a random ising ferromagnet,” *Physical Review Letters* **23**, 17 (1969).
- [35] Jérôme Weiss, Lucas Girard, Florent Gimbert, David Amitrano, and Damien Vandembroucq, “(finite) statistical size effects on compressive strength,” *Proceedings of the National Academy of Sciences* **111**, 6231–6236 (2014).
- [36] Ashvini Shekhawat, Stefano Zapperi, and James P Sethna, “From damage percolation to crack nucleation through finite size criticality,” *Physical review letters* **110**, 185505 (2013).
- [37] J Rosti, LI Salminen, ET Seppälä, Mikko J Alava, and KJ Niskanen, “Pinning of cracks in two-dimensional disordered media,” *The European Physical Journal B-Condensed Matter and Complex Systems* **19**, 259–263 (2001).
- [38] Manish Vasoya, Chris H Rycroft, and Eran Bouchbinder, “Notch fracture toughness of glasses: Dependence on rate, age, and geometry,” *Physical Review Applied* **6**, 024008 (2016).
- [39] Botond Tyukodi, Claire A Lemarchand, Jesper S Hansen, and Damien Vandembroucq, “Finite-size effects in a model for plasticity of amorphous composites,” *Physical Review E* **93**, 023004 (2016).
- [40] Ludovic Berthier, Patrick Charbonneau, Andrea Ninarello, Misaki Ozawa, and Sho Yaida, “Zero-temperature glass transition in two dimensions,” *Nature communications* **10** (2019).
- [41] Andrea Ninarello, Ludovic Berthier, and Daniele Coslovich, “Models and algorithms for the next generation of glass transition studies,” *Physical Review X* **7**, 021039 (2017).
- [42] Armand Barbot, Matthias Lerbinger, Anier Hernandez-Garcia, Reinaldo García-García, Michael L Falk, Damien Vandembroucq, and Sylvain Patinet, “Local yield stress statistics in model amorphous solids,” *Physical Review E* **97**, 033001 (2018).
- [43] Anne Tanguy, Fabien Leonforte, and J-L Barrat, “Plastic response of a 2d lennard-jones amorphous solid: Detailed analysis of the local rearrangements at very slow strain rate,” *The European Physical Journal E* **20**, 355–364 (2006).
- [44] Geert Kapteijns, Wencheng Ji, Carolina Brito, Matthieu Wyart, and Edan Lerner, “Fast generation of ultrastable computer glasses by minimization of an augmented potential energy,” *Physical Review E* **99**, 012106 (2019).
- [45] Robyn L Moorcroft and Suzanne M Fielding, “Criteria for shear banding in time-dependent flows of complex fluids,” *Physical review letters* **110**, 086001 (2013).
- [46] Suzanne M Fielding, “Yielding, shear banding and brittle failure of amorphous materials,” arXiv preprint

- arXiv:2103.06782 (2021).
- [47] David Richard, Corrado Rainone, and Edan Lerner, “Finite-size study of the athermal quasistatic yielding transition in structural glasses,” *The Journal of Chemical Physics* **155**, 056101 (2021).
- [48] Note that the derivation from fracture mechanics predicting stress and strain in the presence of a crack requires that linear elasticity holds. This is however not true for a shear-band seed that yields prior to the bulk and thereby generates plastic components to the stress and strain fields.
- [49] Wolfgang Götze, *Complex dynamics of glass-forming liquids: A mode-coupling theory*, Vol. 143 (OUP Oxford, 2008).
- [50] Corrado Rainone, Eran Bouchbinder, and Edan Lerner, “Pinching a glass reveals key properties of its soft spots,” *Proceedings of the National Academy of Sciences* **117**, 5228–5234 (2020).