

An extension operator for Sobolev spaces with mixed weights

Markus Hansen^{*†} Cornelia Schneider^{‡§} Flóra O. Szemenyei[¶]

February 22, 2021

Abstract

We provide an extension operator for weighted Sobolev spaces on bounded polyhedral cones K involving a mixture of weights, which measure the distance to the vertex and the edges of the cone, respectively. Our results are based on Stein's extension operator [17] for Sobolev spaces and generalize [8].

1 Introduction

In this article we construct an extension operator for weighted Sobolev spaces $V_{\beta,\delta}^{l,p}(K)$ on polyhedral cones K involving mixed weights, which measure the distance to the vertex and the edges of the cone as displayed by the parameters β and δ , respectively. Our construction is based on the original extension operator from Stein [17] for classical Sobolev spaces on sufficiently smooth domains, which was generalized in [8] by Hansen to the setting of weighted Sobolev spaces involving one weight function only.

Weighted Sobolev spaces are particularly important when it comes to regularity theory for solutions of partial differential equations (PDEs) on non-smooth domains: in this case singularities of the solutions at the boundary may occur which diminish the Sobolev regularity, cf. [9], but can be compensated with suitable weight functions. In particular, spaces with mixed weights are needed when studying stochastic PDEs as is demonstrated in [3, 2]. The weighted Sobolev spaces we are interested in can be seen as generalizations

^{*}Philipps-University Marburg, FB12 Mathematics and Computer Science, Hans-Meerwein Straße, Lahnberge, 35032 Marburg, Germany. Email: hansen@mathematik.uni-marburg.de

[†]The work of this author has been supported by Deutsche Forschungsgemeinschaft (DFG), Grant No. 360/22-1.

[‡]Friedrich-Alexander University Erlangen-Nuremberg, Applied Mathematics III, Cauerstr. 11, 91058 Erlangen, Germany. Email: schneider@math.fau.de

[§]The work of this author has been supported by Deutsche Forschungsgemeinschaft (DFG), Grant No. SCHN 1509/1-2.

[¶]*Corresponding author.* Friedrich-Alexander University Erlangen-Nuremberg, Applied Mathematics III, Cauerstr. 11, 91058 Erlangen, Germany. Email: szemenyeif@math.fau.de

⁰*Math Subject Classifications.* Primary: 46E35, 47A57. Secondary: 35B65.

⁰*Keywords and Phrases.* weighted Sobolev spaces, mixed weights, extension operator, polyhedral cone.

of the so-called Kondratiev spaces which appeared in the 60s in [10, 11] and were studied in detail in [6]. Later on more general spaces were considered by Kufner, Sändig [13], Babuska, Guo [1], Nistor, Mazzucato [15], and Costabel, Dauge, Nicaise [4], to mention at least a few contributions in this context.

The weighted Sobolev spaces $V_{\beta,\delta}^{l,p}(K)$ with parameters $l \in \mathbb{N}_0$, $1 \leq p < \infty$, $\beta \in \mathbb{R}$, and $\delta = (\delta_1, \dots, \delta_n) \in \mathbb{R}^n$, were introduced and studied in detail by Maz'ya, Rossmann in [14] and contain all measurable functions u such that the norm

$$\|u\|_{V_{\beta,\delta}^{l,p}(K)} := \left(\int_K \sum_{|\alpha| \leq l} \rho_0(x)^{p(\beta-l+|\alpha|)} \prod_{k=1}^n \left(\frac{r_k(x)}{\rho_0(x)} \right)^{p(\delta_k-l+|\alpha|)} |\partial^\alpha u(x)|^p dx \right)^{1/p}$$

is finite. Here ρ_0 denotes the regularized distance of a point x to the vertex of the cone K and $r_k(x)$ the (regularized) distances to the respective edges M_k of the cone. It is precisely this mixture of the different weights involved and their interplay, which allows for an even finer description when investigating the singularities of the solutions of PDEs on polyhedral cones or even general domains of polyhedral type.

Our construction of the extension operator in the weighted Sobolev spaces $V_{\beta,\delta}^{l,p}$ will be done in three steps: First we show that Stein's definition of an extension operator for special Lipschitz domains remains bounded in the framework of weighted Sobolev spaces denoted by $V_\delta^{l,p}$ where the weight involved (displayed by the parameter $\delta \in \mathbb{R}$) measures the distance to the x_1 -axis. In particular, the result holds for unbounded wedges (which are special Lipschitz domains) where the weight in the respective Sobolev spaces now measures the distance to the edge of the wedge. In the next step we establish an extension operator for a fixed layer K' (bounded away from the vertex) of the cone K in the spaces $V_{\beta,\delta}^{l,p}$ with mixed weights. The construction uses the first result, since the layer can be covered by finitely many diffeomorphic images of bounded wedges. Finally, in a third step we decompose the cone into dyadic layers K_j , where $j \in \mathbb{Z}$, and construct a family of extension operators for each layer, which is uniformly bounded in the norms of $V_{\beta,\delta}^{l,p}$ with respect to j . Afterwards we glue together these operators properly and use the localization of the norm of $V_{\beta,\delta}^{l,p}$, which yields an extension operator for the whole cone.

Our motivation for these kinds of studies is as follows: in a forthcoming paper we will use regularity estimates for solutions of elliptic and parabolic PDEs on polyhedral cones in the spaces $V_{\beta,\delta}^{l,p}(K)$ in order to study the smoothness $\alpha > 0$ of these solutions in the specific scale

$$B_{\tau,\tau}^\alpha(K), \quad \frac{1}{\tau} = \frac{\alpha}{d} + \frac{1}{p}, \quad (1)$$

of Besov spaces. It is well known that the regularity α in these spaces determines the approximation order that can be achieved by adaptive approximation schemes, see [5] for further details on this subject. In order to justify the use of adaptive algorithms (compared to non-adaptive ones) for the PDEs under investigation, one needs to know that the Besov regularity α of the solutions is sufficiently high. Our main tool here will be an embedding for the weighted Sobolev spaces $V_{\beta,\delta}^{l,p}$ into the scale of Besov spaces (1). In this context the extension operator we construct below will help to improve the upper bound of the smoothness α considerably, leading to a far better approximation rate of the adaptive algorithms compared to [7]. However, the results for the extension operator

established in this paper are of interest on their own, which is why we decided to publish them separately.

The paper is organized as follows. In Section 2 we introduce the weighted Sobolev spaces on polyhedral cones and study some of their relevant properties. Afterwards, in Section 3, we construct an extension operator for these spaces in three steps as explained above.

2 Preliminaries

Notation We start by collecting some general notation used throughout the paper.

As usual, \mathbb{N} stands for the set of all natural numbers, $\mathbb{N}_0 = \mathbb{N} \cup \{0\}$, \mathbb{Z} denotes the integers, and \mathbb{R}^d , $d \in \mathbb{N}$, is the d -dimensional real Euclidean space with $|x|$, for $x \in \mathbb{R}^d$, denoting the Euclidean norm of x . Let \mathbb{N}_0^d be the set of all multi-indices, $\alpha = (\alpha_1, \dots, \alpha_d)$ with $\alpha_j \in \mathbb{N}_0$ and $|\alpha| := \sum_{j=1}^d \alpha_j$. For partial derivatives $\partial^\alpha f = \frac{\partial^{|\alpha|} f}{\partial x^\alpha}$ we will occasionally also write f_{x^α} . Furthermore, $B(x, r)$ is the open ball of radius $r > 0$ centered at x , and for a measurable set $M \subset \mathbb{R}^d$ we denote by $|M|$ its Lebesgue measure.

We denote by c a generic positive constant which is independent of the main parameters, but its value may change from line to line. The expression $A \lesssim B$ means that $A \leq cB$. If $A \lesssim B$ and $B \lesssim A$, then we write $A \sim B$.

Throughout the paper 'domain' always stands for an open and connected set. The test functions on a domain Ω are denoted by $C_0^\infty(\Omega)$. Let $L_p(\Omega)$, $1 \leq p \leq \infty$, be the Lebesgue spaces on Ω as usual. We denote by $C(\Omega)$ the space of all bounded continuous functions $f : \Omega \rightarrow \mathbb{R}$ and $C^k(\Omega)$, $k \in \mathbb{N}_0$, is the space of all functions $f \in C(\Omega)$ such that $\partial^\alpha f \in C(\Omega)$ for all $\alpha \in \mathbb{N}_0^d$ with $|\alpha| \leq k$, endowed with the norm $\sum_{|\alpha| \leq k} \sup_{x \in \Omega} |\partial^\alpha f(x)|$. Let $m \in \mathbb{N}_0$ and $1 \leq p \leq \infty$. Then $W_p^m(\Omega)$ denotes the standard L_p -Sobolev spaces of order m on the domain Ω , equipped with the norm $\|u\|_{W_p^m(\Omega)} := \left(\sum_{|\alpha| \leq m} \int_\Omega |\partial^\alpha u(x)|^p dx \right)^{1/p}$.

Polyhedral cone We mainly consider function spaces defined on polyhedral cones in the sequel. Let

$$K := \{x \in \mathbb{R}^3 : 0 < |x| < \infty, x/|x| \in \Omega\}$$

be an infinite cone in \mathbb{R}^3 with vertex at the origin. Suppose that the boundary ∂K consists of the vertex $x = 0$, the edges (half lines) M_1, \dots, M_n , and smooth faces $\Gamma_1, \dots, \Gamma_n$. Hence, $\Omega \cap S^2$ is a domain of polygonal type on the unit sphere S^2 with sides $\Gamma_k \cap S^2$. Moreover, we consider the bounded polyhedral cone \tilde{K} obtained via truncation

$$\tilde{K} := K \cap B(0, r).$$

The singular points of the polyhedral cone K are those $x \in \partial K$ for which for any $\varepsilon > 0$ the set $\partial K \cap B(x, \varepsilon)$ is not smooth, i.e., the vertex 0 and the edges M_1, \dots, M_n . When we consider the bounded cone \tilde{K} we omit the non-smooth points induced by the truncation and also consider $S = \{0\} \cup M_1 \cup \dots \cup M_n$, which in this case is not the entire singularity set.

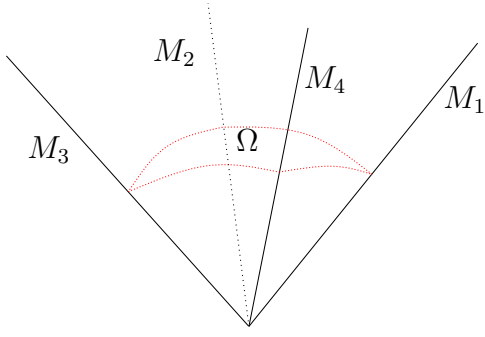


Figure 1: Infinite polyhedral cone K

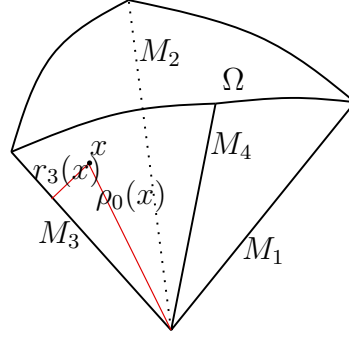


Figure 2: Bounded polyhedral cone \tilde{K}

2.1 Weighted Sobolev spaces and their properties

Definition 2.1. Let K be a (bounded or unbounded) polyhedral cone in \mathbb{R}^3 and $S = \{0\} \cup M_1 \cup \dots \cup M_n$. Then the space $V_{\beta,\delta}^{l,p}(K, S)$ is defined as the closure of the set

$$C_*^\infty(K, S) := \{u|_K : u \in C_0^\infty(\mathbb{R}^3 \setminus S)\}$$

with respect to the norm

$$\|u|_K\|_{V_{\beta,\delta}^{l,p}(K, S)} := \left(\int_K \sum_{|\alpha| \leq l} \rho_0(x)^{p(\beta-l+|\alpha|)} \prod_{k=1}^n \left(\frac{r_k(x)}{\rho_0(x)} \right)^{p(\delta_k-l+|\alpha|)} |\partial^\alpha u(x)|^p dx \right)^{1/p}, \quad (2)$$

where $\beta \in \mathbb{R}$, $l \in \mathbb{N}_0$, $\delta = (\delta_1, \dots, \delta_n) \in \mathbb{R}^n$, $1 \leq p < \infty$, $\rho_0(x) = \text{dist}(0, x)$ denotes the distance to the vertex, and $r_j(x) := \text{dist}(x, M_j)$ the distance to the edge M_j .

Remark 2.2. We collect some remarks and properties concerning the weighted Sobolev spaces $V_{\beta,\delta}^{l,p}(K)$.

- In the sequel if there is no confusion we omit S from the notation and write shortly $V_{\beta,\delta}^{l,p}(K)$.
- The space $V_{\beta,\delta}^{l,p}(K)$ is a Banach space for $1 \leq p < \infty$. The proof can be derived from a generalized result, see [12, p. 18, Theorem 3.6].
- $V_{\beta,\delta}^{l,p}(K) \subset L_p(K)$ for $l \geq \beta$ and $l \geq \delta_k$, $k = 1, \dots, n$.
- We have the following embeddings which one obtains easily from the definition of the spaces $V_{\beta,\delta}^{l,p}(K)$:

$$V_{\beta,\delta}^{l,p}(K) \subset V_{\beta-1,\delta-1}^{l-1,p}(K) \subset \dots \subset V_{\beta-l,\delta-l}^{0,p}(K).$$

- There exist regularized versions of the distance functions ρ_0 and r_1, \dots, r_n . We denote them by $\tilde{\rho}_0, \tilde{r}_1, \dots, \tilde{r}_n$. According to [17, Theorem VI.2.2, p.171], these functions defined on \tilde{K} have nonnegative function values and are infinitely often differentiable. Moreover, there exist positive constants $A_0, B_0, C_{\alpha,0}$ such that

$$A_0 \rho_0(x) \leq \tilde{\rho}_0(x) \leq B_0 \rho_0(x), \quad x \in K,$$

and for all $\alpha \in \mathbb{N}_0^n$,

$$|\partial^\alpha \tilde{\rho}_0(x)| \leq C_{\alpha,0} \rho_0^{1-|\alpha|}(x), \quad x \in K.$$

One has similar results for \tilde{r}_i , $i = 1, \dots, n$.

- Replacing ρ_0, r_1, \dots, r_n by $\tilde{\rho}_0, \tilde{r}_1, \dots, \tilde{r}_n$ in the norm of $V_{\beta,\delta}^{l,p}(K)$, one can prove that the operator

$$T_{\beta',\delta'} : V_{\beta,\delta}^{l,p}(K) \longrightarrow V_{\beta-\beta',\delta-\delta'}^{l,p}(K), \quad u \mapsto \rho_0^{\beta'}(x) \prod_{k=1}^n \left(\frac{r_k(x)}{\rho_0(x)} \right)^{\delta'_k} u, \quad (3)$$

is an isomorphism, where $\delta - \delta' = (\delta_1 - \delta'_1, \dots, \delta_n - \delta'_n)$. The inverse operator is given by $(T_{\beta',\delta'})^{-1} = T_{-\beta',-\delta'}$.

- A function $\varphi \in C^l(K)$ is a pointwise multiplier in $V_{\beta,\delta}^{l,p}(K)$, i.e., for $u \in V_{\beta,\delta}^{l,p}(K)$ we have

$$\|\varphi u\|_{V_{\beta,\delta}^{l,p}(K)} \leq c \|u\|_{V_{\beta,\delta}^{l,p}(K)}. \quad (4)$$

- The weighted Sobolev spaces $V_{\beta,\delta}^{l,p}(K)$ are refinements of the Kondratiev spaces $\mathcal{K}_{a,p}^m(K)$, which for $m \in \mathbb{N}_0$, $1 \leq p < \infty$, and $a \in \mathbb{R}$ are defined as the collection of all measurable functions such that

$$\|u\|_{\mathcal{K}_{a,p}^m(K)} := \left(\sum_{|\alpha| \leq m} \int_K |\rho(x)^{|\alpha|-a} \partial^\alpha u(x)|^p dx \right)^{1/p} < \infty,$$

with weight function $\rho(x) := \min(1, \text{dist}(x, S))$ for $x \in K$. In particular, the scales coincide if

$$m = l, \quad \delta = (\delta_1, \dots, \delta_n) = (l - a, \dots, l - a) \quad \text{and} \quad \beta = l - a.$$

To show this, one has to prove that the power of the weight function of $\mathcal{K}_{a,p}^m(K)$ is equivalent to the power of the weight function of $V_{\beta,\delta}^{l,p}(K)$ with these parameter assumptions, i.e.,

$$\rho_0(x)^{\beta-l+|\alpha|} \prod_{k=1}^n \left(\frac{r_k(x)}{\rho_0(x)} \right)^{\delta_k-l+|\alpha|} \sim \rho(x)^{|\alpha|-a}.$$

This follows from [14, p. 90, Subsection 3.1.1, (3.1.2)].

- As an alternative approach to Definition 2.1 one could define spaces $\tilde{V}_{\beta,\delta}^{l,p}(K)$, which contain all measurable functions such that the norm (2) is finite, and investigate under which conditions the set $C_*^\infty(K, S)$ is dense in $\tilde{V}_{\beta,\delta}^{l,p}(K)$, i.e., when these spaces coincide with the spaces $V_{\beta,\delta}^{l,p}(K)$. This interesting question is postponed to a forthcoming paper.

Next we provide an equivalent norm in $V_{\beta,\delta}^{l,p}(K)$. For this let φ_j be infinitely differentiable functions depending only on $\rho_0(x) = |x|$ such that

$$\text{supp } \varphi_j \subset \{2^{-j-1} < |x| < 2^{-j+1}\}, \quad |\partial^\alpha \varphi_j(\cdot)| \leq c_\alpha 2^{|\alpha|j}, \quad \sum_{j=j_0}^{\infty} \varphi_j = 1, \quad (5)$$

where c_α are constants independent of j .

Remark 2.3. *If K is a bounded polyhedral cone, then w.l.o.g. we assume $j_0 = 0$. If it is unbounded, then $j_0 = -\infty$ is required.*

The following lemma is a direct consequence of the localization result in [14, p. 91, Lemma 3.1.2] and has a more convenient form for our setting in order to prove the existence of the extension operator.

Lemma 2.4. *Let K be a polyhedral cone, $l \in \mathbb{N}_0$, $\beta \in \mathbb{R}$, $\delta \in \mathbb{R}^n$, and $1 \leq p < \infty$. Then for all $u \in V_{\beta,\delta}^{l,p}(K)$,*

$$\|u\|_{V_{\beta,\delta}^{l,p}(K)}^p \sim \sum_{j=j_0}^{\infty} \|\varphi_j u\|_{V_{\beta,\delta}^{l,p}(K)}^p,$$

where $(\varphi_j)_{j \geq j_0}$ is resolution of unity satisfying (5) as above.

Remark 2.5. *Note that Lemma 2.4 actually holds for every family $(\varphi_j)_{j \geq j_0}$ as above, which satisfies the weaker assumption $\sum_{j=j_0}^{\infty} \varphi_j \sim 1$.*

3 An extension operator for the spaces $V_{\beta,\delta}^{l,p}(K)$

In this section we construct an extension operator for the space $V_{\beta,\delta}^{l,p}(K)$. Our main result reads as follows:

Theorem 3.1. *(Extension operator)*

Let $K \subset \mathbb{R}^3$ be a polyhedral cone and let $l \in \mathbb{N}_0$, $\beta \in \mathbb{R}$, $\delta \in \mathbb{R}^n$ and $1 \leq p < \infty$. Then there exists a bounded linear extension operator

$$\mathfrak{E} : V_{\beta,\delta}^{l,p}(K, S) \rightarrow V_{\beta,\delta}^{l,p}(\mathbb{R}^3, S),$$

where S is the singularity set of K .

Remark 3.2. *The norm of the space $V_{\beta,\delta}^{l,p}(\mathbb{R}^3, S)$ is defined similarly as the norm of $V_{\beta,\delta}^{l,p}(K, S)$ replacing the integral domain K by \mathbb{R}^3 .*

3.1 Extension operator for special Lipschitz domains

In order to prove Theorem 3.1 we need some preparations. We follow the proof of the extension theorem of Stein, who originally proved the theorem for classical Sobolev spaces. This was generalized by Hansen in [8] to the setting of Kondratiev spaces. Since we now deal with mixed weights in the context of the spaces $V_{\beta,\delta}^{l,p}(K)$, we need to make some careful modifications. We start with an extension theorem for spaces defined on special Lipschitz domains, which is a counterpart of the corresponding theorem for Kondratiev spaces [8, p. 582, Appendix]. For this we need to deal with the spaces $V_{\delta}^{l,p}(D, \mathbb{R}_*^2)$ from [14, p. 24], where

$$\mathbb{R}_*^2 := \{x \in \mathbb{R}^3 : x_2 = x_3 = 0\}$$

denotes the x_1 -axis.

Definition 3.3. *Let $l \in \mathbb{N}_0$, $\delta \in \mathbb{R}$, and $1 \leq p < \infty$. Furthermore, let $D \subset \mathbb{R}^3$ be a special Lipschitz domain, i.e.,*

$$D = \{x \in \mathbb{R}^3 : x = (x', x_3), x' \in \mathbb{R}^2, x_3 > \omega(x')\}, \quad (6)$$

for some Lipschitz-continuous function $\omega : \mathbb{R}^2 \rightarrow \mathbb{R}$. Assume $\mathbb{R}_*^2 \subset \partial D$ and let $r(x)$ denote the distance of x to \mathbb{R}_*^2 . Then the space $V_{\delta}^{l,p}(D, \mathbb{R}_*^2)$ is defined as the closure of

$$C_*^{\infty}(D, \mathbb{R}_*^2) = \{u|_D : u \in C_0^{\infty}(\mathbb{R}^3 \setminus \mathbb{R}_*^2)\}$$

with respect to the norm

$$\|u|_{V_{\delta}^{l,p}(D, \mathbb{R}_*^2)}\| = \left(\int_D \sum_{|\alpha| \leq l} r^{p(\delta - l + |\alpha|)} |\partial^{\alpha} u(x)|^p dx \right)^{1/p}.$$

Remark 3.4. *More general, let D be a domain of polyhedral type where for the edge M we have $M \subset \partial D$. Then the space $V_{\delta}^{l,p}(D, M)$ can be defined in a similar manner. In this case the function r denotes the distance to the edge M . Furthermore, the norm of the space $V_{\delta}^{l,p}(\mathbb{R}^3, \mathbb{R}_*^2)$ is the counterpart of the norm of $V_{\delta}^{l,p}(D, \mathbb{R}_*^2)$ replacing the integral domain D by \mathbb{R}^3 .*

Now we can state and prove an extension theorem for the above spaces defined on special Lipschitz domain.

Theorem 3.5. *Let $l \in \mathbb{N}_0$, $\delta \in \mathbb{R}$, and $1 \leq p < \infty$. Moreover, let $D \subset \mathbb{R}^3$ be a special Lipschitz domain and assume $\mathbb{R}_*^2 \subset \partial D$. Then there exists a universal linear and bounded extension operator*

$$\mathfrak{E} : V_{\delta}^{l,p}(D, \mathbb{R}_*^2) \rightarrow V_{\delta}^{l,p}(\mathbb{R}^3, \mathbb{R}_*^2).$$

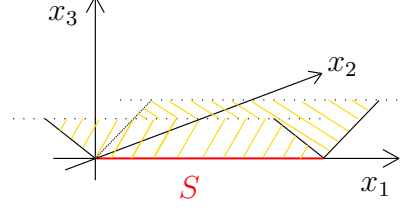
Remark 3.6.

In particular, note that Theorem 3.5 holds for wedges. In this case we choose ω as the Lipschitz function

$$\omega(x_1, x_2) = |x_2|,$$

and describe the wedge as a special Lipschitz domain according to (6), i.e.,

$$W = \{x \in \mathbb{R}^3 : x = (x_1, x_2, x_3), x_3 > \omega(x_1, x_2)\}.$$



Thus, the weight in the $V_\delta^{l,p}(W, \mathbb{R}_*^2)$ -norm measures the distance of a point to the x_1 -axis, which represents the edge (and therefore the singularity set) of the wedge.

Proof. For the proof we rely on calculations of Pieperbeck [16] and Hansen [8]. Since by definition the set $C_*^\infty(D, \mathbb{R}_*^2)$ is dense in $V_\delta^{l,p}(D, \mathbb{R}_*^2)$, it suffices to prove the theorem for this dense subset.

Step 1 (Preparations): We set $\delta(\xi) = \text{dist}(\xi, \partial D)$ as the distance of the point $\xi \in \overline{D}^c$ to the boundary of D . Its regularized version is denoted by $\Delta(\xi)$, cf. Stein [17, p. 171, Theorem 2]. In particular, it holds

$$C_1\delta(\xi) \leq \Delta(\xi) \leq C_2\delta(\xi), \quad \text{and} \quad |\partial_\xi^\alpha \Delta(\xi)| \leq B_\alpha(\delta(\xi))^{1-|\alpha|}, \quad \xi \in \overline{D}^c, \quad (7)$$

for constants C_1, C_2 and B_α independent of D . We consider the point $\xi^0 = (x^0, \omega(x^0)) \in \partial D$ and denote by

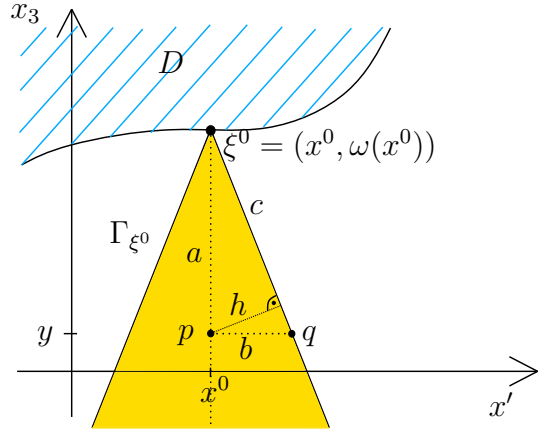
$$\Gamma_{\xi^0} = \{\xi = (x', x_3) : x_3 < \omega(x^0), |x_3 - \omega(x^0)| > M|x' - x^0|\}$$

the lower cone with vertex at the point ξ^0 , where M is the Lipschitz constant of ω and $x' \in \mathbb{R}^2, x_3 \in \mathbb{R}$. Then we clearly have $\Gamma_{\xi^0} \cap \overline{D} = \{\xi^0\}$. Moreover, the point $p = (x^0, y)$, $y < \omega(x^0)$, lies on the axis of the cone. We make some elementary geometric calculations using the notation from the figure below. One can check easily that $\delta(p) \geq h$, and we see that $q = \left(\frac{\omega(x^0) - y + M|x^0|}{M}, y\right) \in \partial\Gamma_{\xi^0}$ according to the definition of Γ_{ξ^0} .

Furthermore, we have

$$\begin{aligned} a &= \omega(x^0) - y, \\ b &= \frac{\omega(x^0) - y}{M}, \\ c &= \left(\left(\frac{\omega(x^0) - y}{M} \right)^2 + (\omega(x^0) - y)^2 \right)^{1/2}, \end{aligned}$$

and hence, $h = \frac{ab}{c} = \frac{\omega(x^0) - y}{(M^2 + 1)^{1/2}}$.



From these observations we obtain $\delta(x', x_3) \geq \frac{\omega(x^0) - x_3}{(1 + M^2)^{1/2}}$, for arbitrary $(x', x_3) \in \overline{D}^c$, which implies

$$\omega(x') - x_3 \leq C_3\Delta(\xi).$$

Now we put $\delta^*(\xi) = 2C_3\Delta(\xi)$ and obtain the estimate $\delta^*(\xi) \geq 2(\omega(x') - x_3)$. From the definition of δ and since D is a special Lipschitz domain we obtain

$$\delta(x', x_3) \leq d((x', x_3), (x', \omega(x'))) = |x_3 - \omega(x')| = \omega(x') - x_3$$

for all points $(x', x_3) \in \overline{D}^c$. It further follows for all $\lambda > 1$ that

$$x_3 + \lambda\delta^*(x', x_3) \geq x_3 + \delta^*(x', x_3) \geq x_3 + 2(\omega(x') - x_3) = 2\omega(x') - x_3. \quad (8)$$

Finally, we also have

$$\delta^*(x', x_3) = 2C_3\Delta(x', x_3) \leq 2C_3C_2\delta(x', x_3) \leq 2C_3C_2(\omega(x') - x_3). \quad (9)$$

Step 2 (Stein's extension operator): Stein defined the operator \mathfrak{E} for a special Lipschitz domain D and a function $u = g|_D$ where $g \in C_0^\infty(\mathbb{R}^d)$ by

$$\mathfrak{E}u(x', x_3) = \int_1^\infty u(x', x_3 + \lambda\delta^*(x', x_3))\psi(\lambda) d\lambda, \quad x' \in \mathbb{R}^2, x_3 \in \mathbb{R}, x_3 < \omega(x'), \quad (10)$$

where $\psi : [1, \infty) \rightarrow \mathbb{R}$ is a rapidly decaying smooth function with $\int_1^\infty \psi(\lambda) d\lambda = 1$ and $\int_1^\infty \lambda^k \psi(\lambda) d\lambda = 0$ for all $k \in \mathbb{N}$. Such a function ψ exists indeed according to [17, p. 182, Chapter VI, Lemma 1]. Now we fix a point $(x^0, \omega(x^0)) \in \partial D$. The properties of the function ψ imply that $|\psi(\lambda)| \leq A\lambda^{-2}$ for some constant A . Using this and the previous estimates for δ^* we obtain for $x_3 < \omega(x^0)$,

$$\begin{aligned} |\mathfrak{E}u(x^0, x_3)| &\leq A \int_1^\infty |u(x^0, x_3 + \lambda\delta^*(x^0, x_3))| \frac{d\lambda}{\lambda^2} \\ &= A \int_{x_3 + \delta^*(x^0, x_3)}^\infty |u(x^0, s)| \frac{\delta^*(x^0, x_3)^{-1} ds}{\delta^*(x^0, x_3)^{-2}(s - x_3)^2} \\ &\leq A\delta^*(x^0, x_3) \int_{x_3 + \delta^*(x^0, x_3)}^\infty |u(x^0, s)|(s - x_3)^{-2} ds \\ &\leq A\delta^*(x^0, x_3) \int_{2\omega(x^0) - x_3}^\infty |u(x^0, s)|(s - x_3)^{-2} ds \\ &\lesssim (\omega(x^0) - x_3) \int_{2\omega(x^0) - x_3}^\infty |u(x^0, s)|(s - x_3)^{-2} ds, \end{aligned} \quad (11)$$

where we used the integral substitution $s := x_3 + \lambda\delta^*(x^0, x_3)$ with $ds = \delta^* d\lambda$ as well as formulas (8) and (9) in the last two lines.

This pointwise estimate is now the basis for proving the relevant estimates in weighted Sobolev spaces.

Step 3 (Hardy's inequality and an estimate for $\alpha = 0$): The weight function of the space $V_\delta^{l,p}(D, \mathbb{R}_*^2)$ is given by

$$\rho(x) := r(x)^{\delta - l + |\alpha|}, \quad (12)$$

where $r(x)$ denotes the distance of a point x to \mathbb{R}_*^2 (i.e. the x_1 -axis), thus $r(x) = x_2^2 + x_3^2$. In this step we focus on the case $\alpha = 0$, and also additionally assume $\delta \geq l$. Now we multiply both sides of (11) with $\rho(x^0, x_3)$, take the p -th power on both sides and afterwards integrate w.r.t. $x_3 < \omega(x^0)$. This leads to

$$\begin{aligned} & \int_{-\infty}^{\omega(x^0)} \rho(x^0, x_3)^p |\mathfrak{E}u(x^0, x_3)|^p dx_3 \\ & \lesssim \int_{-\infty}^{\omega(x^0)} (\omega(x^0) - x_3)^p \rho(x^0, x_3)^p \left(\int_{2\omega(x^0) - x_3}^{\infty} |u(x^0, s)|(s - x_3)^{-2} ds \right)^p dx_3. \end{aligned}$$

We make an integral substitution $\tilde{x}_3 = \omega(x^0) - x_3$ with $d\tilde{x}_3 = -dx_3$ and $\tilde{s} = s - \omega(x^0)$ with $d\tilde{s} = ds$. Then we obtain

$$\begin{aligned} & \int_{-\infty}^{\omega(x^0)} (\omega(x^0) - x_3)^p \rho(x^0, x_3)^p \left(\int_{2\omega(x^0) - x_3}^{\infty} |u(x^0, s)|(s - x_3)^{-2} ds \right)^p dx_3 \\ & = \int_0^{\infty} \tilde{x}_3^p \rho(x^0, \omega(x^0) - \tilde{x}_3)^p \left(\int_{\omega(x^0) + \tilde{x}_3}^{\infty} |u(x^0, s)|(s - \omega(x^0) + \tilde{x}_3)^{-2} ds \right)^p d\tilde{x}_3 \\ & \leq \int_0^{\infty} \tilde{x}_3^p \rho(x^0, \omega(x^0) - \tilde{x}_3)^p \left(\int_{\tilde{x}_3}^{\infty} |u(x^0, \tilde{s} + \omega(x^0))|\tilde{s}^{-2} d\tilde{s} \right)^p d\tilde{x}_3. \end{aligned} \quad (13)$$

We now intend to apply the following version of Hardy's inequality from [16, p. 21]: Let $v, w : \mathbb{R} \rightarrow \mathbb{R}$ be measurable functions, $f \in L_p^+(\mathbb{R}) = \{g \in L_p(\mathbb{R}) : g \text{ is non-negative}\}$, $1 \leq p < \infty$ and $\frac{1}{p} + \frac{1}{q} = 1$. Then there exists some finite constant $C(v, w)$ such that

$$\left(\int_0^{\infty} \left| v(x) \int_x^{\infty} f(t) dt \right|^p dx \right)^{1/p} \leq C(v, w) \left(\int_0^{\infty} |w(x)f(x)|^p dx \right)^{1/p}, \quad (14)$$

if it holds that

$$B(v, w) := \sup_{a > 0} \left(\int_0^a |v(x)|^p dx \right)^{1/p} \left(\int_a^{\infty} |w(x)|^{-q} dx \right)^{1/q} < \infty. \quad (15)$$

We thus need to check the condition (15), where we choose the functions v and w as

$$\begin{aligned} v(x) &= xr(x^0, \omega(x^0) - x)^\gamma, \\ w(x) &= x^2 r(x^0, x + \omega(x^0))^\gamma, \end{aligned}$$

for some parameter $\gamma > 0$ specified below. The assumption $\mathbb{R}_*^2 \subset \partial D$ entails $\omega(x_1, 0) = 0$ for all $x_1 \in \mathbb{R}$, hence we find

$$|\omega(x^0)| = |\omega(x_1^0, x_2^0) - \omega(x_1^0, 0)| \leq M|(x_1^0, x_2^0) - (x_1^0, 0)| = M|x_2^0|,$$

which implies

$$r(x^0, \omega(x^0) \pm x)^2 \cong |x_2^0|^2 + |\omega(x^0) \pm x|^2 \leq |x_2^0|^2 + (M|x_2^0| + x)^2 \lesssim \max(|x_2^0|, x)^2. \quad (16)$$

Furthermore, it holds

$$|x_2^0|^2 \leq r(x^0, \omega(x^0) \pm x)^2. \quad (17)$$

Using (16) we estimate the integral

$$\begin{aligned} \int_0^a |v(x)|^p dx &= \int_0^a x^p r(x^0, \omega(x^0) - x)^{\gamma p} dx \\ &\lesssim \max(|x_2^0|, a)^{\gamma p} \int_0^a x^p dx \lesssim \max(|x_2^0|, a)^{\gamma p} a^{p+1}. \end{aligned} \quad (18)$$

Now we treat the second integral in (15). We consider two cases in order to obtain the needed estimate.

Case 1: For $a < (2M + 1)|x_2^0|$ we conclude with (17), that

$$\int_a^\infty |w(x)|^{-q} dx = \int_a^\infty x^{-2q} r(x^0, x + \omega(x^0))^{-\gamma q} dx \lesssim |x_2^0|^{-\gamma q} a^{-2q+1}.$$

Case 2: For $a \geq (2M + 1)|x_2^0|$ we have $x \geq a \geq 2M|x_2^0| \geq 2|\omega(x^0)|$, from which we conclude

$$r(x^0, \omega(x^0) + x) \geq |\omega(x^0) + x| \geq |x - |\omega(x^0)|| \geq \frac{x}{2},$$

and hence,

$$\int_a^\infty |w(x)|^{-q} dx \leq \int_a^\infty x^{-2q} \left(\frac{x}{2}\right)^{-\gamma q} dx \lesssim \int_a^\infty x^{-(2+\gamma)q} dx \lesssim a^{-(2+\gamma)q+1}.$$

From the two cases above we now see that

$$\int_a^\infty |w(x)|^{-q} dx \lesssim a^{-2q+1} \max(a, |x_2^0|)^{-\gamma q}. \quad (19)$$

Now we estimate $B(v, w)$ using (18), (19) and the fact that $\frac{1}{p} + \frac{1}{q} = 1$. This gives

$$B(v, w) \lesssim \sup_{a>0} \left(\max(|x_2^0|, a)^{\gamma a} a^{\frac{p+1}{p}} \max(|x_2^0|, a)^{-\gamma a} a^{\frac{-2q+1}{q}} \right) = \sup_{a>0} 1 = 1 < \infty,$$

independent of x^0 , and therefore, condition (15) is satisfied for our choice of functions v and w . Applying now Hardy's inequality (14) with $f(x) = x^{-2}|u(x^0, \omega(x^0) + x)|$ and weights v and w for $\gamma = \delta - l > 0$ to (13) we obtain

$$\begin{aligned} &\int_0^\infty \tilde{x}_3^p \rho(x^0, \omega(x^0) - \tilde{x}_3)^p \left(\int_{\tilde{x}_3}^\infty |u(x^0, \tilde{s} + \omega(x^0))| \tilde{s}^{-2} d\tilde{s} \right)^p d\tilde{x}_3 \\ &\lesssim \int_0^\infty \rho(x^0, \tilde{x}_3 + \omega(x^0))^p |u(x^0, \tilde{x}_3 + \omega(x^0))|^p d\tilde{x}_3 = \int_{\omega(x^0)}^\infty \rho(x^0, x_3)^p |u(x^0, x_3)|^p dx_3. \end{aligned}$$

In conclusion, we obtain the inequality

$$\int_{-\infty}^{\omega(x^0)} \rho(x^0, x_3)^p |\mathfrak{E}u(x^0, x_3)|^p dx_3 \lesssim \int_{\omega(x^0)}^{\infty} \rho(x^0, x_3)^p |u(x^0, x_3)|^p dx_3. \quad (20)$$

Since $\mathfrak{E}u = u$ for $x_3 > \omega(x^0)$ we trivially have

$$\int_{\omega(x^0)}^{\infty} \rho(x^0, x_3)^p |\mathfrak{E}u(x^0, x_3)|^p dx_3 = \int_{\omega(x^0)}^{\infty} \rho(x^0, x_3)^p |u(x^0, x_3)|^p dx_3. \quad (21)$$

Summing (20) and (21) and integrating w.r.t. $x^0 \in \mathbb{R}^2$ we obtain

$$\int_{\mathbb{R}^2} \int_{\mathbb{R}} \rho(x^0, x_3) |\mathfrak{E}u(x^0, x_3)|^p dx_3 dx^0 \lesssim \int_{\mathbb{R}^2} \int_{\omega(x^0)}^{\infty} \rho(x^0, x_3) |u(x^0, x_3)|^p dx_3 dx^0. \quad (22)$$

Taking the $1/p$ -th power on both sides and applying Fubini's theorem yields

$$\|\rho \mathfrak{E}u\|_{L_p(\mathbb{R}^3)} \lesssim \|\rho u\|_{L_p(\mathbb{R}^3)},$$

which takes care of the term with $\alpha = 0$ in the norm-estimate for $\mathfrak{E}u$.

Step 4 (The case $\alpha \neq 0$): Next we need to investigate the partial derivatives of $\mathfrak{E}u$, i.e. we consider now $\partial^\alpha(\mathfrak{E}u)$, where $0 < |\alpha| \leq l$: Since u is a test function of $C_0^\infty(\mathbb{R}^3 \setminus \mathbb{R}_*^2)$ and, according to its definition, ψ is a rapidly decaying function (i.e. decays faster than every polynomial), applying the Dominated Convergence Theorem we obtain that all of the derivatives of $u(\cdot)\psi(\cdot)$ are bounded, and hence we can change the order of integration and derivation as follows:

$$\begin{aligned} \partial^\alpha(\mathfrak{E}u)(x^0, x_3) &= \partial^\alpha \left(\int_1^\infty u(x^0, x_3 + \lambda\delta^*(x^0, x_3)) \psi(\lambda) d\lambda \right) \\ &= \int_1^\infty \psi(\lambda) \partial^\alpha [u(x^0, x_3 + \lambda\delta^*(x^0, x_3))] d\lambda. \end{aligned}$$

We consider the first-order derivatives of $\mathfrak{E}u$ using the chain rule. This yields

$$\begin{aligned} \frac{\partial(\mathfrak{E}u)}{\partial x_i}(x^0, x_3) &= \int_1^\infty \psi(\lambda) \partial_{x_i} [u(x^0, x_3 + \lambda\delta^*(x^0, x_3))] d\lambda \\ &= \int_1^\infty \psi(\lambda) \left(\lambda \delta_{x_i}^*(x^0, x_3) u_{x_3}(x^0, x_3 + \lambda\delta^*(x^0, x_3)) + u_{x_i}(x^0, x_3 + \lambda\delta^*(x^0, x_3)) \right) d\lambda \quad (23) \end{aligned}$$

for $1 \leq i \leq 2$ and

$$\begin{aligned} \frac{\partial(\mathfrak{E}u)}{\partial x_3}(x^0, x_3) &= \int_1^\infty \psi(\lambda) \partial_{x_3} [u(x^0, x_3 + \lambda\delta^*(x^0, x_3))] d\lambda \\ &= \int_1^\infty \psi(\lambda) (\lambda \delta_{x_3}^*(x^0, x_3) + 1) u_{x_3}(x^0, x_3 + \lambda\delta^*(x^0, x_3)) d\lambda. \quad (24) \end{aligned}$$

Clearly higher-order derivative can be calculated similar to (23) and (24). Exemplary, we find, once again using the chain rule,

$$\begin{aligned}
\frac{\partial^2(\mathfrak{E}u)}{\partial x_3^2}(x^0, x_3) &= \frac{\partial}{\partial x_3} \left(\frac{\partial(\mathfrak{E}u)}{\partial x_3}(x^0, x_3) \right) \\
&= \frac{\partial}{\partial x_3} \left(\int_1^\infty \psi(\lambda) ((\lambda \delta_{x_3}^*(x^0, x_3) + 1) u_{x_3}(x^0, x_3 + \lambda \delta^*(x^0, x_3))) d\lambda \right) \\
&= \int_1^\infty \psi(\lambda) \frac{\partial}{\partial x_3} \left((\lambda \delta_{x_3}^*(x^0, x_3) + 1) u_{x_3}(x^0, x_3 + \lambda \delta^*(x^0, x_3)) \right) d\lambda \\
&= \int_1^\infty \psi(\lambda) ((\lambda \delta_{x_3}^*(x^0, x_3) + 1)^2 u_{x_3^2}(x^0, x_3 + \lambda \delta^*(x^0, x_3)) \\
&\quad + \lambda \delta_{x_3^2}^*(x^0, x_3) u_{x_3}(x^0, x_3 + \lambda \delta^*(x^0, x_3))) d\lambda \\
&= \underbrace{\int_1^\infty \psi(\lambda) \lambda^2 \delta_{x_3}^*(x^0, x_3)^2 u_{x_3^2}(x^0, x_3 + \lambda \delta^*(x^0, x_3)) d\lambda}_{=:I} \\
&\quad + 2 \underbrace{\int_1^\infty \psi(\lambda) \lambda \delta_{x_3}^*(x^0, x_3) u_{x_3^2}(x^0, x_3 + \lambda \delta^*(x^0, x_3)) d\lambda}_{=:II} \\
&\quad + \underbrace{\int_1^\infty \psi(\lambda) u_{x_3^2}(x^0, x_3 + \lambda \delta^*(x^0, x_3)) d\lambda}_{=:III} \\
&\quad + \underbrace{\int_1^\infty \psi(\lambda) \lambda \delta_{x_3^2}^*(x^0, x_3) u_{x_3}(x^0, x_3 + \lambda \delta^*(x^0, x_3)) d\lambda}_{=:IV}. \tag{25}
\end{aligned}$$

Derivatives of higher order just result in a higher number of terms of similar form. To derive norm-estimates, every term will be treated separately, using the moment conditions for ψ together with suitable Taylor expansions. This will be illustrated again by discussing the case $\frac{\partial^2(\mathfrak{E}u)}{\partial x_3^2}$ in detail. Thus we need to derive estimates for the integrals I–IV in (25). We first recall that according to (7) we have

$$\partial^\alpha \delta^* \leq c_\alpha (\delta^*)^{1-|\alpha|} \tag{26}$$

and $|\psi(\lambda)| \leq A_k \lambda^{-k}$ for any $k \in \mathbb{N}_0$. We consider I for $x_3 < \omega(x_0)$ and obtain with a similar argument as in the case $\alpha = 0$ [cf. (11)]

$$\begin{aligned}
|I| &\leq \int_1^\infty A_4 \lambda^{-4} \lambda^2 c_{x_3}^2 |u_{x_3^2}(x^0, x_3 + \lambda \delta^*(x^0, x_3))| d\lambda \\
&\lesssim A_4 c_{x_3}^2 (\omega(x^0) - x_3) \int_{2\omega(x^0) - x_3}^\infty |u_{x_3^2}(x^0, s)| (s - x_3)^{-2} ds.
\end{aligned}$$

For *II* we similarly find

$$\begin{aligned} |II| &\leq 2A_3 \int_1^\infty \lambda^{-3} \lambda c_{x_3} |u_{x_3^2}(x^0, x_3 + \lambda \delta^*(x^0, x_3))| d\lambda \\ &\lesssim A_3 c_{x_3} (\omega(x^0) - x_3) \int_{2\omega(x^0) - x_3}^\infty |u_{x_3^2}(x^0, s)| (s - x_3)^{-2} ds. \end{aligned}$$

Moreover, concerning *III* we get [cf. (11)],

$$\begin{aligned} |III| &\leq A_2 \int_1^\infty \lambda^{-2} |u_{x_3^2}(x^0, x_3 + \lambda \delta^*(x^0, x_3))| d\lambda \\ &\lesssim A_2 (\omega(x^0) - x_3) \int_{2\omega(x^0) - x_3}^\infty |u_{x_3^2}(x^0, s)| (s - x_3)^{-2} ds. \end{aligned}$$

The last term *IV* needs a bit more care, because it contains the term $\delta_{x_3^2}^*$ and for that the estimate (26) alone is not enough. Instead we use a Taylor expansion to rewrite u_{x_3} as

$$u_{x_3}(x^0, x_3 + \lambda \delta^*(x^0, x_3)) = u_{x_3}(x^0, x_3 + \delta^*(x^0, x_3)) + \int_{x_3 + \delta^*(x^0, x_3)}^{x_3 + \lambda \delta^*(x^0, x_3)} u_{x_3^2}(x^0, t) dt.$$

Due to the properties of ψ , in particular $\int_1^\infty \lambda \psi(\lambda) d\lambda = 0$, we calculate for the term *IV*,

$$\begin{aligned} &\int_1^\infty \psi(\lambda) \lambda \delta_{x_3^2}^*(x^0, x_3) u_{x_3}(x^0, x_3 + \lambda \delta^*(x^0, x_3)) d\lambda \\ &= \int_1^\infty \psi(\lambda) \lambda \delta_{x_3^2}^*(x^0, x_3) u_{x_3}(x^0, x_3 + \delta^*(x^0, x_3)) d\lambda \\ &\quad + \int_1^\infty \psi(\lambda) \lambda \delta_{x_3^2}^*(x^0, x_3) \int_{x_3 + \delta^*(x^0, x_3)}^{x_3 + \lambda \delta^*(x^0, x_3)} u_{x_3^2}(x^0, t) dt d\lambda \\ &= \delta_{x_3^2}^*(x^0, x_3) u_{x_3}(x^0, x_3 + \delta^*(x^0, x_3)) \int_1^\infty \psi(\lambda) \lambda d\lambda \\ &\quad + \int_1^\infty \psi(\lambda) \lambda \delta_{x_3^2}^*(x^0, x_3) \int_{x_3 + \delta^*(x^0, x_3)}^{x_3 + \lambda \delta^*(x^0, x_3)} u_{x_3^2}(x^0, t) dt d\lambda \\ &= \int_1^\infty \psi(\lambda) \lambda \delta_{x_3^2}^*(x^0, x_3) \int_{x_3 + \delta^*(x^0, x_3)}^{x_3 + \lambda \delta^*(x^0, x_3)} u_{x_3^2}(x^0, t) dt d\lambda. \end{aligned}$$

This leads to the following estimate

$$\begin{aligned} |IV| &\lesssim (\delta^*(x^0, x_3))^{-1} A_4 \int_1^\infty \left(\int_{x_3 + \delta^*(x^0, x_3)}^{x_3 + \lambda \delta^*(x^0, x_3)} |u_{x_3^2}(x^0, t)| dt \right) \lambda^{-3} d\lambda \\ &= (\delta^*(x^0, x_3))^{-1} A_4 \int_{x_3 + \delta^*(x^0, x_3)}^\infty \left| \left(\int_{\frac{t-x_3}{\delta^*(x^0, x_3)}}^\infty \lambda^{-3} d\lambda \right) u_{x_3^2}(x^0, t) \right| dt \\ &\sim (\delta^*(x^0, x_3))^{-1} \int_{x_3 + \delta^*(x^0, x_3)}^\infty (\delta^*(x^0, x_3))^2 |u_{x_3^2}(x^0, t)| \frac{dt}{(t - x_3)^2} \\ &\lesssim (\omega(x^0) - x_3) \int_{2\omega(x^0) - x_3}^\infty |u_{x_3^2}(x^0, s)| (s - x_3)^{-2} ds. \end{aligned}$$

Altogether, the integral estimates for $I-IV$ imply

$$\left| \frac{\partial^2(\mathfrak{E}u)}{\partial x_3^2}(x^0, x_3) \right| \lesssim (\omega(x^0) - x_3) \int_{2\omega(x^0) - x_3}^{\infty} |u_{x_3^2}(x^0, s)|(s - x_3)^{-2} ds,$$

which is the counterpart of the pointwise estimate (11). From there on, the estimate

$$\left\| \rho \frac{\partial^2(\mathfrak{E}u)}{\partial x_3^2} \Big|_{L_p(\mathbb{R}^3)} \right\| \lesssim \left\| \rho \frac{\partial^2 u}{\partial x_3^2} \Big|_{L_p(\mathbb{R}^3)} \right\|$$

follows mutatis mutandis as in Step 3, simply by replacing u by $u_{x_3^2}$ and with $\rho(x) = r(x)^{\delta-l+2}$. Since the higher order partial derivatives of $(\mathfrak{E}u)$ can be treated similarly as explained above, the theorem is proved for $\delta \geq l$.

Step 5 (The case $\delta < 0$): We modify the estimate (11) in order to allow negative δ as follows: According to the conditions of the function ψ for Stein's extension operator we can replace $|\psi(\lambda)| \leq A\lambda^{-2}$ by $|\psi(\lambda)| \leq A_\kappa \lambda^{-\kappa}$, where $\kappa \in \mathbb{N}$ can be chosen sufficiently large. This implies an analogous estimate for $\mathfrak{E}u(x^0, x_3)$ as in (11), in particular, as a substitute we obtain

$$|\mathfrak{E}u(x^0, x_3)| \lesssim (\omega(x^0) - x_3)^{\kappa-1} \int_{2\omega(x^0) - x_3}^{\infty} |u(x^0, s)|(s - x_3)^{-\kappa} ds. \quad (27)$$

Then, when applying Hardy's inequality (14), we now choose the functions

$$v(x) = x^{\kappa-1} r(x^0, \omega(x^0) - x)^\gamma \quad \text{and} \quad w(x) = x^\kappa r(x^0, x + \omega(x^0))^\gamma,$$

where now $\gamma = \delta - l < 0$. Similar calculations as in Step 3 above yield that the condition (15) of Hardy's inequality holds if $(\kappa + \gamma)q > 1$. Therefore, we can take any negative $\gamma < 0$ if κ is sufficiently large, which results in the estimate (22) with $\rho(x) = r(x)^{\delta-l}$ and $\delta < 0$ and proves the case $\alpha = 0$. Concerning $\alpha \neq 0$, the arguments have to be adapted according to Step 4. □

3.2 Extension operator for a layer of the cone

Remark 3.7. *In the sequel we will (in slight abuse) frequently use the notation $u \in V_{\beta, \delta}^{l, p}(K', S')$, where K' denotes a fixed layer of the cone and $S' := \overline{K'} \cap S$ the corresponding part of the singularity set, when dealing with functions $u \in V_{\beta, \delta}^{l, p}(K, S)$, where we only consider their values on K' . We remark that in view of Lemma 3.9 below this is in good agreement with the definition of the spaces $V_{\beta, \delta}^{l, p}(K, S)$, since the expression*

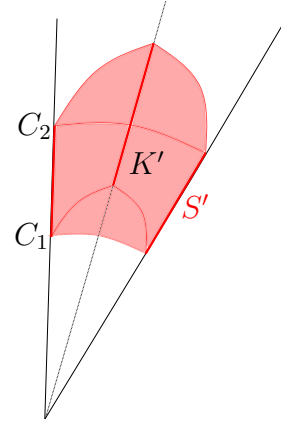
$$\|u\|_{V_{\beta, \delta}^{l, p}(K', S')} = \left(\int_{K'} \sum_{|\alpha| \leq l} \rho_0(x)^{p(\beta-l+|\alpha|)} \prod_{k=1}^n \left(\frac{r'_k(x)}{\rho_0(x)} \right)^{p(\delta_k - l + |\alpha|)} |\partial^\alpha u(x)|^p dx \right)^{1/p} < \infty, \quad (29)$$

where r'_k denotes the distance to the edge $M_k \cap \overline{K'}$ is equivalent with $\|u\|_{V_{\beta, \delta}^{l, p}(K', S)}$. Moreover, if u has support in K' we also see that the expressions $\|u\|_{V_{\beta, \delta}^{l, p}(K', S')}$ and $\|u\|_{V_{\beta, \delta}^{l, p}(K, S)}$ are equivalent.

We now consider a fixed layer $K' \subset K$ of the cone, i.e.,

$$K' = \{x \in K : C_1 < |x| < C_2\} \quad (28)$$

for some constants $0 < C_1 < C_2 < \infty$ and give an extension for functions belonging to $V_{\beta,\delta}^{l,p}$ from the layer K' to \mathbb{R}^3 . In the proof we use the extension operator for special Lipschitz domains constructed in Theorem 3.5.



We now construct an extension operator from the layer K' to \mathbb{R}^3 in our weighted Sobolev spaces as follows.

Lemma 3.8. *Let $K \subset \mathbb{R}^3$ be a polyhedral cone and let $K' \subset K$ be a fixed layer as in (28). Furthermore, let $l \in \mathbb{N}_0$, $\delta \in \mathbb{R}^n$, $\beta \in \mathbb{R}$, and $1 \leq p < \infty$. Then there exists a bounded linear extension operator*

$$\mathfrak{E} : V_{\beta,\delta}^{l,p}(K', S') \longrightarrow V_{\beta,\delta}^{l,p}(\mathbb{R}^3, S),$$

where $S = M_1 \cup \dots \cup M_n$ and $S' := \overline{K'} \cap S$.

Proof. Step 1: One can see easily that the layer K' can be covered by finitely many diffeomorphic images of bounded wedges W_1, \dots, W_n . Therefore, we first give an extension for the single wedges W_k w.r.t. the spaces $V_{\delta_k}^{l,p}$, where $\delta_k \in \mathbb{R}$. Then, using a localization argument we provide an extension operator for the layer K' in the space $V_{\beta,\delta}^{l,p}$ with $\beta \in \mathbb{R}$, $\delta = (\delta_1, \dots, \delta_n)$ based on the operators for the single wedges.

Let Ω be a bounded wedge representing the neighbourhood of the edge M_k on K' , which in cylinder coordinates is given by

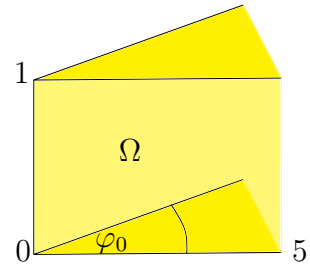
$$\Omega = \{x = (r, \varphi, x_3) : 0 < x_3 < 1, 0 < r < 1, 0 < \varphi < \varphi_0\}$$

for some $0 < \varphi_0 < 2\pi$.

In this case the weight function of the space $V_{\delta_k}^{l,p}$,

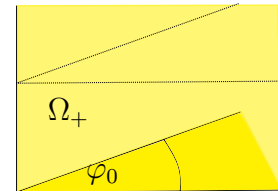
$$\rho(x) := r_k(x)^{\delta_k - l + |\alpha|} \sim r(x)^{\delta_k - l + |\alpha|}, \quad (30)$$

is equivalent to the power of the distance of a point x to the edge of the bounded wedge Ω (represented by the x_3 -axis in cylinder coordinates).



Via multiplication with a cut-off function, we can reduce the problem to considering the half-unbounded wedge

$$\Omega_+ = \{x = (r, \varphi, x_3) : x_3 > 0, r > 0, 0 < \varphi < \varphi_0\}.$$

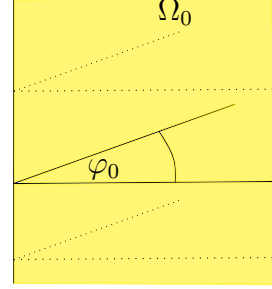


More precisely, let η_1 be a smooth function on \mathbb{R}^3 such that $\eta(x) = 1$ for $x_3 \geq 2/3$ and $\eta(x) = 0$ for $x_3 \leq 1/3$, and put $\eta_2 = 1 - \eta_1$. Then we decompose $u = \eta_1 u + \eta_2 u$. Clearly, we can extend $\eta_1 u$ to $x_3 < 0$ and $\eta_2 u$ to $x_3 > 1$, respectively, by zero — both situations then obviously being equivalent to discussing functions on Ω_+ .

We proceed as follows. First we give an extension from the half-unbounded wedge to the unbounded wedge,

$$\Omega_0 = \{x = (r, \varphi, x_3) : x_3 \in \mathbb{R}, r > 0, 0 < \varphi < \varphi_0\},$$

and subsequently refer to Theorem 3.5 for another extension to \mathbb{R}^3 for the special Lipschitz domain Ω_0 (see Remark 3.6), where the x_1 -axis is rotated to the edge of the wedge.



We summarize the problem in a diagram:

$$\Omega \xrightarrow[\text{function}]{\text{cut-off}} \Omega_+ \xrightarrow{\boxed{\text{Steps 2 + 3}}} \Omega_0 \xrightarrow{\text{Theorem 3.5}} \mathbb{R}^3$$

Thus, we only need to show the second arrow and use Stein's extension operator in order to give this extension.

Step 2: We need some more notation and preparatory remarks: Let G be a special Lipschitz domain as in Theorem 3.5,

$$G = \{x \in \mathbb{R}^3 : x = (x', x_3), x' \in \mathbb{R}^2, x_3 > \omega(x')\},$$

where $\omega : \mathbb{R}^2 \rightarrow \mathbb{R}$ is a Lipschitz function. Now we consider the sets

$$G_{x'}^- = \{(x', x_3) : x_3 < \omega(x')\} \quad \text{and} \quad G_{x'}^+ = \{(x', x_3) : x_3 > \omega(x')\}$$

for fixed $x' \in \mathbb{R}^2$.

We see that Stein's extension operator from (10) in points $x \in G_{x'}^-$ uses only function values of u in $G_{x'}^+$. This allows us to apply the same definition also for functions given on the *restricted special Lipschitz domain*

$$G = \{x \in \mathbb{R}^3 : x = (x', x_3), x' \in G_0, x_3 > \omega(x')\},$$

where $G_0 \subset \mathbb{R}^2$ is a sufficiently smooth domain, which we can choose according to our needs and ω is a Lipschitz function on G_0 .

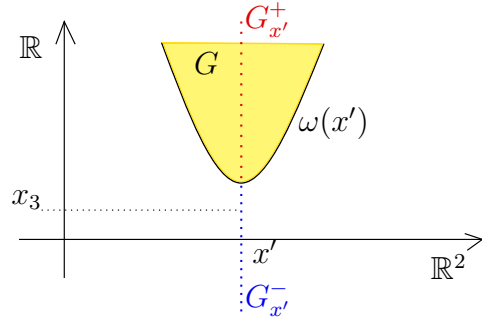


Figure 3: Special Lipschitz domain G above graph of $\omega(x')$

This particularly applies to half-unbounded wedges by choosing $G_0 = \{(r, \varphi) : r > 0, 0 < \varphi < \varphi_0\}$, where (r, φ) represents $x' \in \mathbb{R}^2$ in polar coordinates and the function ω can be defined as

$$\omega(x') \equiv 0 \text{ for all } x' \in G_0.$$

Then indeed Ω_+ is a restricted special Lipschitz domain in view of

$$G := \Omega_+ = G_0 \times \mathbb{R}^+ = \{(x', x_3) : x' \in G_0, x_3 > \omega(x') = 0\}.$$

Step 3: Now we can apply Theorem 3.5 on the domain $\Omega_+ = G_0 \times \mathbb{R}^+$ with some careful modifications: For the norm estimates in the spaces $V_{\delta_k}^{l,p}$ we use Theorem 3.5, in particular, the inequalities (20) and (21) with $\omega(x') = 0$ and weight $\rho(x', x_3) \equiv 1$ (note that the Hardy inequality (14) also works with $v = x$ and $w = x^2$ when $\rho \equiv 1$). This gives

$$\int_{-\infty}^0 |\mathfrak{E}u(x', x_3)|^p dx_3 \lesssim \int_0^\infty |u(x', x_3)|^p dx_3. \quad (31)$$

and

$$\int_0^\infty |\mathfrak{E}u(x', x_3)|^p dx_3 = \int_0^\infty |u(x', x_3)|^p dx_3. \quad (32)$$

Then we sum up (31) and (32), multiply with the weight $\rho(x', x_3) = |x'|^{\delta_k}$ (measuring the distance to the x_3 -Axis) and integrate w.r.t. $x_0 \in G_0$. Since the weight is independent of x_3 this leads to

$$\int_{G_0} \int_{\mathbb{R}} \rho(x', x_3) |\mathfrak{E}u(x', x_3)|^p dx_3 dx' \lesssim \int_{G_0} \int_0^\infty \rho(x', x_3) |u(x', x_3)|^p dx_3 dx'. \quad (33)$$

Hence, we obtain

$$\|\mathfrak{E}u|V_{\delta_k}^{0,p}(\Omega_0, \mathbb{R}_*^2)\| \lesssim \|u|V_{\delta_k}^{0,p}(\Omega_+, \mathbb{R}_*^2)\|.$$

For $l > 0$ we can use a similar argument as in Theorem 3.5. Summarizing, Stein's extension operator can be modified to give an extension from Ω_+ to Ω_0 together with norm estimates in associated weighted Sobolev spaces $V_{\delta_k}^{l,p}$, $\delta_k \in \mathbb{R}$. Finally, on Ω_0 we can apply the results of Theorem 3.5 to extend functions from Ω_0 to \mathbb{R}^3 .

We denote corresponding extension operators for the wedges W_1, \dots, W_n by $\mathfrak{E}_1, \dots, \mathfrak{E}_n$.

Step 4: The results for the single wedges can now be transferred to the layer K' , and spaces $V_{\beta, \delta}^{l,p}$, $\delta \in \mathbb{R}^n$, where the weight function contains r'_1, \dots, r'_n , i.e., the distances to the edges of all wedges along the layer. In order to glue these operators properly together we need some preparations: Let

$$\overline{K'} \subset \bigcup_{j=1}^n U_j, \quad \text{where } W_j = K' \cap U_j \text{ is a wedge}$$

as in Step 1 and U_j does not intersect the edges M_i for $i \neq j$. Since K' is a bounded Lipschitz domain, the sets U_j can be chosen such that there exists an $\varepsilon > 0$ with $B(x, \varepsilon) \subset U_j$ for some j for every $x \in \partial K'$. Then we define $U_j^\varepsilon = \{x \in U_j : B(x, \varepsilon) \subset U_j\}$. Moreover, let $\varphi_1, \dots, \varphi_n$ be non-negative smooth functions with

$$\varphi_j(x) = 1 \text{ on } U_j^{\varepsilon/2} \quad \text{and} \quad \text{supp } \varphi_j \subset U_j.$$

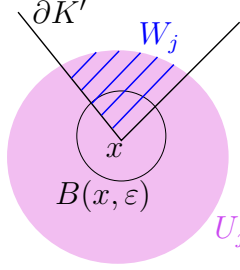


Figure 4: The set U_j

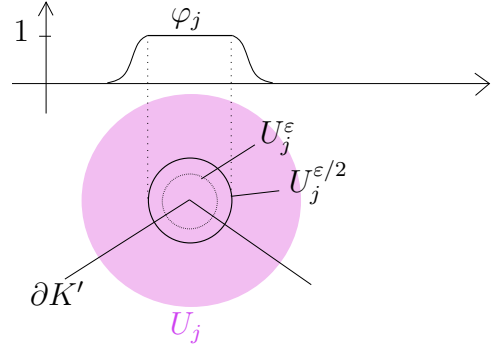


Figure 5: The function φ_j

Furthermore, let Ψ be a smooth function with

$$\text{supp } \Psi \subset K' \quad \text{and} \quad \Psi(x) = 1 \quad \text{for } x \in K' \quad \text{with } \text{dist}(x, \partial K') > \varepsilon/2,$$

and let Φ be another smooth function with

$$\Phi = 1 - \Psi \quad \text{on } K' \quad \text{and} \quad \text{supp } \Phi \subset \{x \in \mathbb{R}^3 : \text{dist}(x, \partial K') < \varepsilon/2\} \subset \bigcup_j U_j^{\varepsilon/2}.$$

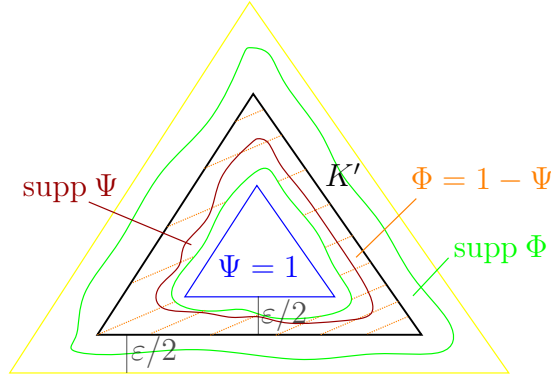


Figure 6: The functions Ψ and Φ from above point of view

We glue together the operators for the wedges and define

$$\mathfrak{E}u(x) = \Psi(x)u(x) + \Phi(x) \frac{\sum_{j=1}^n \varphi_j(x) \mathfrak{E}_j(\varphi_j u)(x)}{\sum_{j=1}^n \varphi_j(x)^2}.$$

The second term is well-defined, since for every $x \in \text{supp } \Phi$ we have $\varphi_j(x) = 1$ for at least one j . Since $\mathfrak{E}u(x) = u(x)$ for $x \in K'$ (according to the definition of the functions Ψ and Φ) and

$$\mathfrak{E}u = 0 \quad \text{on} \quad \{x \in \mathbb{R}^3 \setminus K' : \text{dist}(x, \partial K') > \varepsilon/2\}, \quad (34)$$

we see that \mathfrak{E} indeed defines an extension from the layer K' to \mathbb{R}^3 , which is continuous because every term of \mathfrak{E} is continuous.

It remains to verify the corresponding norm estimate in the spaces $V_{\beta,\delta}^{l,p}$ with $\delta = (\delta_1, \dots, \delta_n)$, i.e.,

$$\|\mathfrak{E}u|V_{\beta,\delta}^{l,p}(\mathbb{R}^3, S)\| \lesssim \|u|V_{\beta,\delta}^{l,p}(K', S')\|. \quad (35)$$

The functions Ψ, Φ, φ_j are smooth with compact supports, and are therefore multipliers in the spaces $V_{\beta,\delta}^{l,p}$, cf. (4). An easy calculation gives

$$\begin{aligned} \|\mathfrak{E}u|V_{\beta,\delta}^{l,p}(\mathbb{R}^3, S)\| &= \left\| \Psi u + \Phi \frac{\sum_{j=1}^n \varphi_j \mathfrak{E}_j(\varphi_j u)}{\sum_{j=1}^n \varphi_j^2} \Big| V_{\beta,\delta}^{l,p}(\mathbb{R}^3, S) \right\| \\ &\lesssim \|\Psi u|V_{\beta,\delta}^{l,p}(\mathbb{R}^3, S)\| + \left\| \sum_{j=1}^n \varphi_j \mathfrak{E}_j(\varphi_j u) \Big| V_{\beta,\delta}^{l,p}(\mathbb{R}^3, S) \right\| \\ &\lesssim \|u|V_{\beta,\delta}^{l,p}(K', S)\| + \sum_{j=1}^n \|\varphi_j \mathfrak{E}_j(\varphi_j u) \Big| V_{\beta,\delta}^{l,p}(\mathbb{R}^3, S)\| =: I + II. \end{aligned}$$

Since for the first term I we have $\|u|V_{\beta,\delta}^{l,p}(K', S)\| \sim \|u|V_{\beta,\delta}^{l,p}(K', S')\|$ it suffices to consider the second term II . In the estimation of II we will use the following norm estimates of the operators for single wedges,

$$\|\mathfrak{E}_k u|V_{\delta_k}^{l,p}(\mathbb{R}^3, M_k)\| \lesssim \|u|V_{\delta_k}^{l,p}(W_k, M_k)\| \sim \|u|V_{\delta_k}^{l,p}(W_k, M_k \cap \overline{W_k})\| \quad \forall k \in \{1, \dots, n\}.$$

Moreover, by (34) we have $\text{supp}(\mathfrak{E}u) \subset \bigcup_{j=1}^n U_j$, i.e., the support is contained in a small neighbourhood of K' . Since on U_j (neighborhood of the wedge W_j) we have for the distance functions $\rho_0, r_1, \dots, r_{j-1}, r_{j+1}, \dots, r_n \sim 1$, it follows that on U_j the norms of $V_{\delta_j}^{l,p}$ and $V_{\beta,\delta}^{l,p}$ are equivalent w.r.t. S . A similar statement holds for $\rho'_0, r'_1, \dots, r'_n$ replacing S by S' . This ultimately yields

$$\begin{aligned} &\sum_{j=1}^n \|\varphi_j \mathfrak{E}_j(\varphi_j u) \Big| V_{\beta,\delta}^{l,p}(\mathbb{R}^3, S)\| \\ &\sim \sum_{j=1}^n \|\varphi_j \mathfrak{E}_j(\varphi_j u) \Big| V_{\delta_j}^{l,p}(\mathbb{R}^3, M_j)\| \lesssim \sum_{j=1}^n \|\mathfrak{E}_j(\varphi_j u) \Big| V_{\delta_j}^{l,p}(\mathbb{R}^3, M_j)\| \\ &\lesssim \sum_{j=1}^n \|\varphi_j u \Big| V_{\delta_j}^{l,p}(W_j, \overline{W_j} \cap M_j)\| \lesssim \sum_{j=1}^n \|\varphi_j u \Big| V_{\beta,\delta}^{l,p}(K', S')\| \lesssim \|u|V_{\beta,\delta}^{l,p}(K', S')\|. \end{aligned}$$

Therefore, (35) holds, which finally completes the proof. \square

3.3 Extension operator for the cone

Having established an extension operator for our weighted Sobolev spaces on the fixed layer $K' \subset K$ of the cone in Lemma 3.8 we are now going to construct an extension operator on the whole cone K as follows. We first decompose the cone K into several layers K_j and use extension operators on each layer (which are uniformly bounded w.r.t.

j). Afterwards we glue these extension operators together in a suitable way to obtain an extension for the whole cone. For this let

$$K_j = \{x \in K : 2^{-j-1} < |x| < 2^{-j+1}\} \quad (36)$$

be a (dyadic) layer of the cone. The following lemma shows that on these layers the distance of a point $x \in K_j$ to the restricted set $S_j := \overline{K_j} \cap S$ is equivalent to its distance to the whole set S .

Lemma 3.9. *For the layer $E_j := \{x \in \mathbb{R}^3 : 2^{-j-1} < |x| < 2^{-j+1}\}$ and the set S_j defined above consider the respective distance function on E_j w.r.t. the edge M_k ,*

$$r_{k,j}(x) := \text{dist}(x, S_j \cap M_k).$$

Then we have

$$r_{k,j}(x) \sim r_k(x) \quad \text{for all } x \in E_j,$$

i.e., the distance of a point $x \in E_j$ to the set $S_j \cap M_k$ is equivalent to the distance of x to the whole edge M_k .

Proof. We decompose x as $x = x_{\parallel} + x_{\perp}$ with x_{\parallel} being the component parallel to M_k and consider the difference

$$\Delta = 2^{-j-1} - |x_{\parallel}|.$$

Case 1: Let $x \in E_j$ and $\Delta > 0$, i.e.

$$|x_{\parallel}| < 2^{-j-1}.$$

It is clear that

$$r_k(x) \leq r_{k,j}(x). \quad (37)$$

By geometric considerations we see that for $x \in E_j$ it holds

$$r_k^2(x) + |x_{\parallel}|^2 = |x|^2 \geq (2^{-j-1})^2 = (\Delta + |x_{\parallel}|)^2,$$

hence

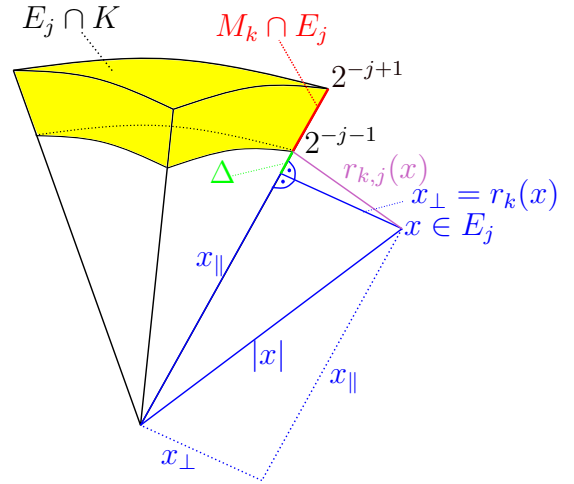
$$r_k^2(x) \geq \Delta^2 + 2\Delta|x_{\parallel}| \geq \Delta^2. \quad (38)$$

Since $r_{k,j}^2(x) = r_k^2(x) + \Delta^2$, using (38) we obtain $r_{k,j}^2(x) \leq 2r_k^2(x)$, i.e.,

$$r_{k,j}(x) \lesssim r_k(x). \quad (39)$$

Therefore (37) and (39) imply that

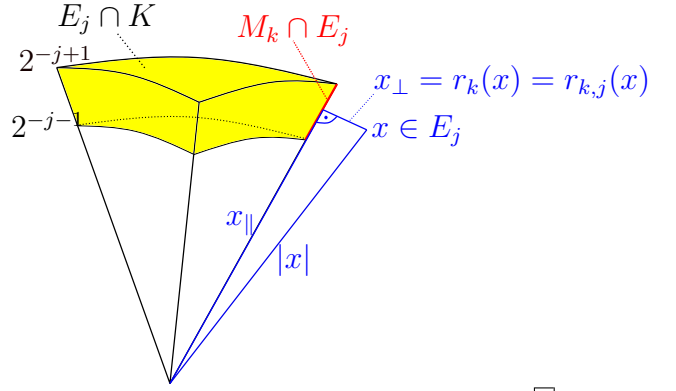
$$r_{k,j}(x) \sim r_k(x) \quad \text{for } x \in E_j, \Delta > 0.$$



Case 2: Let $x \in E_j$ and $\Delta \leq 0$, then

$$2^{-j-1} \leq |x_{\parallel}| \leq 2^{-j+1}.$$

Obviously in this case we have $r_k(x) = r_{k,j}(x)$.



Together Cases 1 and 2 yield $r_{k,j} \sim r_k$ on E_j . \square

Remark 3.10. (i) Below we use the notation $V_{\beta,\delta}^{l,p}(K_j, S_j)$. This is to be understood in the same way as already explained in Remark 3.7. In particular, in view of the definition of the spaces $V_{\beta,\delta}^{l,p}(K, S)$, we replace the weight functions r_k by $r_{k,j}$ (which according to Lemma 3.9 are equivalent on the layers K_j), and the integral domain K by K_j in the norm, respectively.

(ii) Let θ be the angle of the edge M_k and of the line $0x$. Then

$$\sin \theta = \frac{r_k(x)}{\rho_0(x)} = \frac{r_k(2^j x)}{\rho_0(2^j x)}$$

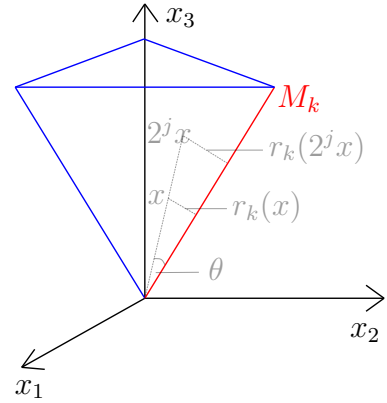
and we see that the distance functions

$$r_k(2^j x) = 2^j |x| \sin \theta = 2^j r_k(x)$$

and

$$\rho_0(2^j x) = |2^j x| = 2^j |x| = 2^j \rho_0(x)$$

are homogeneous w.r.t. isotropic dilations.



After these preparations we can prove Theorem 3.1.

Proof of Theorem 3.1. We decompose K into the dyadic layers K_j from (36),

$$K = \bigcup_{j \geq j_0} K_j,$$

where $j_0 \in \mathbb{Z}$ is fixed and depends on the cone.

Step 1: Let \mathfrak{E}_0 denote the extension operator from Lemma 3.8 with regard to the layer K_0 . Then we define an extension operator on K_j via

$$\mathfrak{E}_j = T_{-j} \circ \mathfrak{E}_0 \circ T_j,$$

where the dilation operator T_j is defined as $T_j u(x) = u(2^j x)$. The inverse operator is given by $T_{-j} = T_j^{-1}$. In order to prove uniform boundedness of the family of extension

operators $(\mathfrak{E}_j)_j$ we first need to calculate the operator norms of the family of dilation operators $(T_j)_j$. In particular, for $u \in V_{\beta,\delta}^{l,p}(K_0, S_0)$ using the homogeneity of r_k and ρ_0 , we compute

$$\begin{aligned}
& \|T_j u|_{V_{\beta,\delta}^{l,p}(K_j, S_j)}\|^p \\
& \sim \sum_{|\alpha| \leq l} \int_{K_j} \rho_0(x)^{(\beta-l+|\alpha|)p} \prod_{k=1}^n \left(\frac{r_k(x)}{\rho_0(x)} \right)^{(\delta_k-l+|\alpha|)p} 2^{j|\alpha|p} |(\partial^\alpha u)(2^j x)|^p dx \\
& = \sum_{|\alpha| \leq l} \int_{K_j} 2^{-j(\beta-l+|\alpha|)p} \rho_0(2^j x)^{(\beta-l+|\alpha|)p} \prod_{k=1}^n \left(\frac{r_k(2^j x)}{\rho_0(2^j x)} \right)^{(\delta_k-l+|\alpha|)p} 2^{j|\alpha|p} |(\partial^\alpha u)(2^j x)|^p dx \\
& = 2^{-j(\beta-l)p-j^3} \|u|_{V_{\beta,\delta}^{l,p}(K_0, S_0)}\|^p,
\end{aligned}$$

with the integral substitution $y := 2^j x$ and $dy = 2^{j^3} dx$. Hence,

$$\|T_j\| \sim 2^{-j(\beta-l+\frac{3}{p})} \quad \forall j \in \mathbb{Z}. \quad (40)$$

A similar estimate holds for T_{-j} . We conclude

$$\begin{aligned}
\|\mathfrak{E}_j : V_{\beta,\delta}^{l,p}(K_j, S_j) \rightarrow V_{\beta,\delta}^{l,p}(\mathbb{R}^3, S)\| & \lesssim \|T_{-j}\| \cdot \|\mathfrak{E}_0 : V_{\beta,\delta}^{l,p}(K_0, S_0) \rightarrow V_{\beta,\delta}^{l,p}(\mathbb{R}^3, S)\| \cdot \|T_j\| \\
& = \|\mathfrak{E}_0 : V_{\beta,\delta}^{l,p}(K_0, S_0) \rightarrow V_{\beta,\delta}^{l,p}(\mathbb{R}^3, S)\|,
\end{aligned}$$

independent of $j \in \mathbb{Z}$. Since \mathfrak{E}_0 is a bounded operator according to Lemma 3.8, $(\mathfrak{E}_j)_{j \in \mathbb{Z}}$ is a family of uniformly bounded operators and

$$\|\mathfrak{E}_j \varphi|_{V_{\beta,\delta}^{l,p}(\mathbb{R}^3, S)}\| \lesssim \|\varphi|_{V_{\beta,\delta}^{l,p}(K_j, S_j)}\| \quad \forall j \in \mathbb{Z}.$$

Step 2: We define the extension operator \mathfrak{E} via a suitable combination of the operators \mathfrak{E}_j .

Substep 2.1: Let $\varphi_0 : \mathbb{R}^3 \rightarrow [0, 1]$ be a radially symmetric smooth function, such that

$$\text{supp } \varphi_0 \subset \left\{ \frac{1}{2} < |x| < 2 \right\} =: E_0,$$

and

$$\varphi_0 \equiv 1 \quad \text{on} \quad \left\{ \frac{1}{2} + \varepsilon < |x| < 2 - \varepsilon \right\},$$

for some $\varepsilon > 0$ sufficiently small. Moreover, we put $\varphi_j(x) := \varphi_0(2^j x)$, for which we have

$$\text{supp } \varphi_j \subset \{2^{-j-1} < |x| < 2^{-j+1}\} =: E_j,$$

and

$$\varphi_j \equiv 1 \quad \text{on} \quad \left\{ 2^{-j} \left(\frac{1}{2} + \varepsilon \right) < |x| < 2^{-j} (2 - \varepsilon) \right\}.$$

From the construction it follows that

$$\sum_{j \in \mathbb{Z}} \varphi_j(x) \sim 1 \quad \text{for all } x \in \mathbb{R}^3. \quad (41)$$

Furthermore, since φ_0 is smooth and has compact support, we see that

$$|\partial^\alpha \varphi_0| \leq c_\alpha \quad \text{and} \quad |\partial^\alpha \varphi_j(x)| = |\partial^\alpha(\varphi_0(2^j x))| \leq c_\alpha 2^{j|\alpha|}, \quad (42)$$

for some constant c_α . By (41) and (42) the family $(\varphi_j)_{j \in \mathbb{Z}}$ forms a suitable localization for the cone K , where $\text{supp } \varphi_j|_K \subset K_j$, and we can apply Lemma 2.4.

Substep 2.2: Now we put

$$\Phi(x) = \sum_{j \in \mathbb{Z}} \varphi_j(x)^2, \quad x \neq 0,$$

and define the extension operator via

$$\mathfrak{E}u(x) := \frac{1}{\Phi(x)} \sum_{j \in \mathbb{Z}} \varphi_j(x) \mathfrak{E}_j(\varphi_j|_K u)(x).$$

The mapping \mathfrak{E} is well-defined because from the construction we deduce $\Phi(x) \sim 1$ for all $x \neq 0$. Moreover, it is immediately verified that $\mathfrak{E}u$ defines an extension of u to \mathbb{R}^3 .

Step 3: It remains to show that

$$\|\mathfrak{E}u|_{V_{\beta,\delta}^{l,p}(\mathbb{R}^3, S)}\| \lesssim \|u|_{V_{\beta,\delta}^{l,p}(K, S)}\|. \quad (43)$$

For the calculations to come we use the fact that the localization of Lemma 2.4 also works for the spaces $V_{\beta,\delta}^{l,p}(\mathbb{R}^3, S)$ and that the functions φ_j , $j \in \mathbb{Z}$, are multipliers in the spaces $V_{\beta,\delta}^{l,p}$. With this we estimate

$$\begin{aligned} & \|\mathfrak{E}u|_{V_{\beta,\delta}^{l,p}(\mathbb{R}^3, S)}\|^p \\ & \sim \sum_{j \geq j_0} \|\varphi_j \mathfrak{E}u|_{V_{\beta,\delta}^{l,p}(\mathbb{R}^3, S)}\|^p \sim \sum_{j \geq j_0} 2^{-j(\beta-l)p-j^3} \|(\varphi_j \mathfrak{E}u)(2^{-j}\cdot)|_{V_{\beta,\delta}^{l,p}(\mathbb{R}^3, S)}\|^p \\ & = \sum_{j \geq j_0} 2^{-j(\beta-l)p-j^3} \|\varphi_0(\cdot) \mathfrak{E}u(2^{-j}\cdot)|_{V_{\beta,\delta}^{l,p}(\mathbb{R}^3, S)}\|^p \\ & = \sum_{j \geq j_0} 2^{-j(\beta-l)p-j^3} \left\| \underbrace{\varphi_0(x)}_{\text{supp } \cdot \subset E_0} \underbrace{\frac{1}{\Phi(2^{-j}x)}}_{\sim 1} \sum_{\substack{m \in \mathbb{Z} \\ \neq 0 \text{ for } \\ |m-j| \leq 1}} \varphi_m(2^{-j}x) \mathfrak{E}_m(\varphi_m|_K u)(2^{-j}x) \right\|_{V_{\beta,\delta}^{l,p}(\mathbb{R}^3, S)}^p \\ & \lesssim \sum_{j \geq j_0} 2^{-j(\beta-l)p-j^3} \|\mathfrak{E}_j(\varphi_j|_K u)(2^{-j}\cdot)|_{V_{\beta,\delta}^{l,p}(\mathbb{R}^3, S)}\|^p \\ & \sim \sum_{j \geq j_0} \|\mathfrak{E}_j(\varphi_j|_K u)|_{V_{\beta,\delta}^{l,p}(\mathbb{R}^3, S)}\|^p \\ & \lesssim \sum_{j \geq j_0} \|\varphi_j|_K u|_{V_{\beta,\delta}^{l,p}(K_j, S_j)}\|^p \sim \sum_{j \geq j_0} \|\varphi_j u|_{V_{\beta,\delta}^{l,p}(K, S)}\|^p \sim \|u|_{V_{\beta,\delta}^{l,p}(K, S)}\|^p, \end{aligned}$$

which completes the proof. \square

References

- [1] Babuska, I. and Guo, B. (1997). Regularity of the solutions for elliptic problems on nonsmooth domains in \mathbb{R}^3 , Part I: countably normed spaces on polyhedral domains. *Proc. Roy. Soc. Edinburgh Sect. A* **127**, 77–126.
- [2] Cioica-Licht, P. A. (2020). *An L_p -theory for the stochastic heat equation on angular domains in \mathbb{R}^2 with mixed weights*. Preprint, arXiv:2003.03782v2 [math.PR].
- [3] Cioica-Licht, P. A., Kim, K.-H., and Lee, K. (2019). On the regularity of the stochastic heat equation on polygonal domains in \mathbb{R}^2 . *J. Differential Equations*, **267**, 6447–6479.
- [4] Costabel, M., Dauge, M., and Nicaise, S. (2010). Mellin analysis of weighted Sobolev spaces with nonhomogeneous norms on cones. *Around the research of Vladimir Maz'ya I, Int. Math. Ser. (N. Y.)* **11**, Springer, New York, 105–136.
- [5] Dahlke, S. and DeVore, R. A. (1997). Besov regularity for elliptic boundary value problems. *Comm. Partial Differential Equations* **22**, No. 1-2, 1–16.
- [6] Dahlke, S., Hansen, M., Schneider, C., Sickel, W. (2020). *Properties of Kondratiev spaces*. Preprint.
- [7] Dahlke, S., Sickel, W. (2008). Besov Regularity for the Poisson Equation in Smooth and Polyhedral Cones. *Sobolev spaces in mathematics II. Applications in analysis and partial differential equations*, 123–145.
- [8] Hansen, M. (2015). *Nonlinear approximation rates and Besov regularity for elliptic PDEs on polyhedral domains*. *Found. Comput. Math.* **15**, 561–589.
- [9] Jerison, D and Kenig, C. E. (1995). The inhomogeneous Dirichlet problem in Lipschitz domains. *J. of Func. Anal.* **130**, 161–219.
- [10] Kondratiev, V. A. (1967). Boundary value problems for elliptic equations in domains with conical and angular points. *Trudy Moskov. Mat. Obshch.* **16**, 209–292. English translation in *Trans. Moscow Math. Soc.* Vol. 16, 227–313.
- [11] Kondratiev, V. A. (1977). Singularities of the solution of the Dirichlet problem for a second order elliptic equation in the neighborhood of an edge. *Differ. Uravn.* **13**, No. 11, 2026–2032.
- [12] Kufner, A. (1980). *Weighted Sobolev spaces*. Teubner-Texte zur Mathematik.
- [13] Kufner, A. and Sändig, A.-M. (1987). Some applications of weighted Sobolev spaces. *Teubner-Texte Math.* **100**, Teubner, Leipzig.
- [14] Maz'ya, V. G., Rossmann, J. (2010). *Elliptic equations in polyhedral domains*. *Mathematical Surveys and Monographs* **162**, AMS, Providence, RI.

- [15] Mazzucato, A. and Nistor, V. (2010). Well posedness and regularity for the elasticity equation with mixed boundary conditions on polyhedral domains and domains with cracks. *Arch. Ration. Mech. Anal.* **195**, 25–73.
- [16] Pieperbeck, J. (2019). Fortsetzungsoperatoren in Funktionenräumen. *Master thesis*, Fakultät für Mathematik, Ruhr-Universität Bochum.
- [17] Stein, E. M. (1970). *Singular Integrals and Differentiability Properties of Functions*. Princeton University Press, Princeton.